

Welcome to the

Awards Meeting

August 22, 2024, 10:00 AM EST

You have been joined to the meeting with your **audio muted** by default.

At the designated public comment time we will provide opportunity for you to unmute to speak.

During the meeting, public comments received via e-mail regarding any matter on the agenda for consideration will be read out. Per the Public Notice Agenda posted on JEA.com, public comments by e-mail must be received no later than 9:00 a.m. on the day of the meeting to be read during the public comment portion of the meeting.

Please contact **Sarah Millsap** by telephone at **(904) 776-4311** or by email at **millse@jea.com** if you experience any technical difficulties during the meeting.

JEA Awards Agenda, August 22, 2024 225 North Pearl St., Jacksonville, FL 32202 - Hydrangea Room 1st Floor Teams Meeting Info Consent Agenda											
The Chief Procurement Officer offers the following items for the JEA Awards Consent Agenda. Any item may be moved from the Consent Agenda to the Regular Agenda by a committee member asking that the item be considered separately. All items on the Consent agenda have been approved by OGC, Budget and the Business Unit Vice President and Chief. The posting of this agenda serves as an official notice of JEA's intended decision for all recommended actions for Formal Purchases as defined by Section 3-101 of the JEA Procurement Code . Please refer to JEA's Procurement Code, if you wish to protest any of these items.											
Award #	Type of Award	Solicitation # & Short Description/Title	VP	Awardee	Funding Source	Award Amount	Original Award Amount	New Not-to-Exceed	Amendments	Term (Projected) Start Date - End Date	JSEB Participation (Y/N) If Y, then list company name(s) (% , \$ - awarded)
1	Minutes	Minutes from 08/15/2024 Meeting	N/A	N/A	N/A	N/A	N/A	N/A	N/A	N/A	N/A
2	Contract Increase/Renewal	1410336646 - Waste Hauling Services for JEA	Phillips	GFL Solid Waste Southeast LLC (DBA - GFL Environmental)	O&M	\$514,014.84	\$2,111,240.00	\$2,625,254.84	N/A	Three (3) Years w/Two (2) – One (1) Yr. Renewals Start Date: 10/01/2021 End Date: 09/30/2025 One (1) Renewal Remaining	N
3	Contract Increase	1410611046 - Engineering Services Substations	Melendez	Leidos Engineering LLC Chen Moore & Associates, Inc. Worley Group, Inc.	Capital	Leidos Engineering LLC - No Change Chen Moore & Associates, Inc. - No Change Worley Group, Inc. - No Change	Leidos Engineering LLC - \$406,000.00 Chen Moore & Associates, Inc. - \$1,015,000.00 Worley Group, Inc. - \$1,278,440.00	Leidos Engineering LLC - \$1,471,818.43 (No Change) Chen Moore & Associates, Inc. - \$2,589,557.00 (No Change) Worley Group, Inc. - \$1,278,440.00	03/21/2024 Chen Moore & Associates - \$1,574,557.00 03/21/2024 Leidos Engineering - \$671,594.63 06/14/2023 Leidos Engineering LLC - \$203,000.00 12/14/2023 Leidos Engineering LLC - \$191,223.80	Three (3) Year w/ Two (2) 1-Yr. Renewals Start Date: 11/01/2022 End Date: 10/31/2025	JSEB Optional Chen Moore & Associates, Inc. ~ 7% Meskel & Associates Engineering, PLLC ~ 5% VIA Consulting Services, Inc. ~ 2% Worley Group, Inc. ~ 6% Prosser ~ 6% Leidos Engineering, LLC ~ 5% CSI Geo, Inc. ~ 1% Alpha Envirotech Consulting, Inc. ~ 1% Smith Surveying Group ~ 3%
	Originally Awarded: 10/27/2022 For additional information contact: Jason Behr Contract engineers are needed to supplement the design process for short periods of time (approximately three (3) to six (6) months for a typical project) when JEA in-house engineering resources may not meet the urgent demands of in-service dates. Electric substation engineering is a very specialized area; therefore, JEA requires companies who have the resources and experience to execute electric substation/transmission engineering are are proficient with the computer application Microstation. Originally, JEA funded the contract based on engineering estimates for projects known at the time. This increase is for the combination of expected expenditures and expected change orders due to either project scope change or new engineering services. Since this was awarded to budget originally, new projects have been identified thus the need for a contract increase. Worley Group, Inc is the only vendor receiving a contract increase at this time. Chen Moore & Associates and Leidos Engineering received increases to their contract back in March. There are no rate increases associated with this increase.										
4	Invitation for Bid	1411786846 (IFB) JEA NGS N01 Grid Floor Refractory Hydro-Demolition	Melendez	Vecta Environmental Services, LLC	Capital	\$321,786.85	N/A	\$321,786.85	N/A	Project Completion Start: 03/01/2025 End: 04/14/2025 (Estimated)	N
4	Advertised: 07/03/2024 Opened: 07/30/2024 Three (3) Bids Received For additional information contact: Jason Behr Unit 1 boiler is a 300 MW circulating fluidized bed boiler (CFB) provided by Foster Wheeler Corp. and placed into service in 2002. Unit 1 CFB has roughly 6,150 nozzles within a refractory bed above that make up the grid floor. Grid floor nozzles are reaching the end of their service life and require replacement. To facilitate installation of the new nozzles, the refractory must be replaced. The replacement of the grid floor nozzles and refractory is part of an overall major maintenance outage that will include several other critical activities in the boiler areas. Contractor shall remove the existing refractory down to bare metal within the entire designated work scope area and dispose of onsite. This is a turnkey project and the Contractor is to provide all labor, equipment, materials and supplies to complete the scope of work. The bid amount came in well under budget estimate and is deemed reasonable.										

Consent Agenda Action											
Committee Members in Attendance	Names										
Motion by:											
Second By:											
Committee Decision											
Regular Agenda (date last updated)											
Award #	Type of Award	Solicitation # & Short Description/Title	VP	Awardee	Award Amount	Original Award Amount	New Not-to-Exceed	Amendments	Term	JSEB Participation (Y/N) If Y, then list company name(s) (% , \$ - awarded)	Action
1	Request for Proposals (RFP)	1411499846 - Design Services for Northwest Water Reclamation Facility	Melendez	Hazen and Sawyer	\$2,422,299.00	N/A	\$2,422,299.00	N/A	Project Completion Start: 12/04/2024 End: 08/04/2026 (Estimated)	Y Four Waters Engineering, Inc (Civil) - \$69,685.00 Smith Surveying, LLC (Survey/SUE) - \$99,150.00 Alpha Envirotech Consulting, Inc (Environmental) - \$7,500.00	Motion by: _____ Second by: _____ Committee Decision: _____
	Advertised: 12/07/2023 Opened: 02/13/2024 Three (3) Proposals Received For additional information contact: Marline McDonald The scope of work for this contract includes design services, permitting, bid, and post design engineering services for the construction of a new Water Reclamation Facility (WRF) at the Northwest WRF site. The services include, but are not limited to: influent screening, oxidation ditches, secondary clarifiers, cloth disk filters, UV system, plant drain (sewer) pump stations, digester, reject storage, biosolids management, chemical system, instrumentation and control, electrical building, generator, fuel tank and yard piping. Hazen and Sawyer was evaluated as the most qualified firm for this project. Negotiations for Phase 1 of the project have been completed. Phase 1 consists of preliminary recommendations for short and long term implementation and basis of technical memoranda documents. Phase 2 will be the detailed design and Phase 3 will be post-design services. Once Phase 1 is completed, an amendment request will be brought back before the Awards Committee for approval of Phase 2. The internal estimate for all three phases of the engineering work is \$13,526,900.00. The hourly rates used in the pricing proposal are, on average, 3.3% above the last Hazen and Sawyer contract approved in 2020 and deemed reasonable. The overall scope and fee were reviewed by project staff and deemed reasonable compared to past projects. This project was reviewed on 8/12/2024 by the Capital Projects Committee and direction was received to proceed with design as outlined above.										
2	Invitation for Bid	1411659447 (IFB) JEA Crane, Rigging, and Heavy Hauling Services	Erixton	Sims Crane & Equipment Co Allegiance Crane & Equipment LLC Beyel Brothers Inc	5,515.34\$447,309.20\$298,206.14	N/A	\$1,491,030.68	N/A	Three (3) Years, w/ Two (2) Optional One (1) Year Renewals Start Date: 09/01/2024 End Date: 08/31/2027	N	Motion by: _____ Second by: _____ Committee Decision: _____
	Advertised: 05/23/2024 Opened: 07/02/2024 Three (3) Bids Received For additional information contact: Jason Behr The purpose of this specification is to provide contract services for crane rental and heavy hauling services. Although the primary users of these services are the Transmission Group, Substation Group, Distribution Group, Water and Sewer Department, and the various JEA Generating Plants, this contract can also be used by any other Group or Department within JEA. JEA expects to use contractors on a Time and Materials basis for most of the work, however, for specific work scopes, JEA may request a Lump Sum price from the Contractor to perform work on a project specific basis. All the bids came in significantly lower than the budget estimate for this award. After a deep dive into historical spend and usage, it was discovered the bid workbook quantities should have been higher. Using the bids received as a base line, we updated the quantities and arrived at the award amount of \$1.5M which is much closer to the historical spend and below the budget estimate of \$1.65M. The previous contract rates remained fixed for the five-year duration. The new rates submitted by Sims Crane increased on average approximately 1.8% while Beyel Brothers was approximately 7.7%. Allegiance rates fall in the middle of those two. The total award distribution for all three vendors was determined accordingly. Given the previous contracted rates remained fixed for the term of the contracts and new rates only increased minimally, this new award is deemed reasonable. Previously, JEA awarded two contracts, but now JEA has decided to award all three (3) company's on a percentage split based on bid total. All bids were relatively close. JEA has familiarity with all three companies and since this contract is spread between multiple JEA groups, this will allow for flexibility of use and ensure resources are available.										
Consent and Regular Agenda Signatures											
Budget	Name/Title										
Awards Chairman	Name/Title										
Procurement	Name/Title										
Legal	Name/Title										

Award #1 Supporting Documents 08/22/2024											
JEA Awards Agenda											
August 15, 2024											
225 North Pearl St., Jacksonville, FL 32202 - Hydrangea Room 1st Floor											
Teams Meeting Info											
Consent Agenda											
The Chief Procurement Officer offers the following items for the JEA Awards Consent Agenda. Any item may be moved from the Consent Agenda to the Regular Agenda by a committee member asking that the item be considered separately. All items on the Consent agenda have been approved by OGC, Budget and the Business Unit Vice President and Chief. The posting of this agenda serves as an official notice of JEA's intended decision for all recommended actions for Formal Purchases as defined by Section 3-101 of the JEA Procurement Code . Please refer to JEA's Procurement Code, if you wish to protest any of these items.											
Award #	Type of Award	Solicitation # & Short Description/Title	VP	Awardee	Funding Source	Award Amount	Original Award Amount	New Not-to-Exceed	Amendments	Term (Projected) Start Date - End Date	JSEB Participation (Y/N) If Y, then list company name(s) (%, \$ - awarded)
1	Minutes	Minutes from 08/08/2024 Meeting	N/A	N/A	N/A	N/A	N/A	N/A	N/A	N/A	N/A
2	Single Source	Caterpillar Heavy Equipment Maintenance Services	Erixton	Ring Power Corporation	O&M	\$1,100,000.00	N/A	\$1,100,000.00	N/A	Three (3) Years w/Two (2) – 1 Yr. Renewals Start Date: 08/08/2024 End Date: 08/07/2027	N
	Single Source For additional information contact: Jason Behr Northside Generating Station has multiple aging Caterpillar heavy equipment assets which are used daily to support power generation. Ring Power is the OEM for this equipment. These assets operate in harsh environments such as ash exposure to equipment used in the BSA and seawater exposure to front end loaders used on fuel vessels. Due to the 24-hour, 7-day per week nature of power plant operations, we must procure a supplier who can meet the service requirements. Only the OEM/authorized dealer has the computer system (proprietary) to diagnose equipment problems related to the controls, electronics, and emission systems. Due to the computer systems and satellite technology the OEM/authorized dealer currently remotely monitors our equipment at no charge. We also have access to the website and monitor it ourselves. Several times a year, several different pieces of machinery must go to the shop for more extensive repairs than what can be done by a field technician onsite. Ring Power has two local shops – one on Pecan Park Rd and one in northern St. Johns County. These are fully equipped specifically for servicing Caterpillar brand equipment. Historically, these purchases were done as single source purchases orders only throughout a fiscal year. To be more efficient and cut down on the amount of purchase orders, we created blanket agreements for each fiscal year. After reviewing historical spend, we are reaching the formal threshold and have decided to bring to awards for a longer-term contract.										
3	Invitation for Bid (IFB)	RFQ 107520 One-Time	Phillips	Anixter, Inc.	Inventory	\$431,537.75	\$431,537.75	\$431,537.75	N/A	Start Date: 08/29/2024 End Date: 08/28/2026	N
	Advertised: 06/13/2024 Opened: 07/19/2024 Three (3) Bids Received For additional information contact: Lynn Rix The purpose of this Solicitation was to find the vendor iwth the best price for JEA Item REGVO002 - REGULATOR, VOLTAGE, 19.92KV, 150 KV BIL., 418A/833 KVA, PER JEA SPECIFICATION. The Solicitation was for a quantity of three (3) however, the min/max changed after the original requisition was issued. Also, the refurbished units in stock were mistakenly counted as part of new inventory. Therefore, the purchase was increased to a quantity of seven (7). The lowest bidder is willing to meet demand at the same price per unit and lead time quoted. Anixter, Inc. is the lowest responsive and responsible bidder at \$61,648.25 per unit. This item was last purchased 02/23/2024 from Gresco Supply, Inc. for a unit price of \$88,440.84. Therefore, this purchase is 35% lower than the previous purchase. The business estimate is a mathematical formula of what we have paid in the past. A copy of the Bid Form is attached for reference.										
Consent Agenda Action											
Committee Members in Attendance	Names	Ted Phillips, Raynetta Marshall, David Emanuel									
Motion by:	Raynetta Marshall										
Second By:	David Emanuel										
Committee Decision	Approved										

Award #1 Supporting Documents 08/22/2024

Regular Agenda (date last updated)

Award #1 Supporting Documents 08/22/2024											
Regular Agenda (date last updated)											
Award #	Type of Award	Solicitation # & Short Description/Title	VP	Awardee	Award Amount	Original Award Amount	New Not-to-Exceed	Amendments	Term	JSEB Participation (Y/N) If Y, then list company name(s) (% , \$ - awarded)	Action
1	Invitation for Bid (IFB)	1411722446 IFB Miscellaneous Electric Items for JEA Inventory FY25 – 29	Phillips	Gresco Supply, Inc.	\$83,627.16	\$2,416,879.71	\$2,416,879.71	N/A	Five (5) Years w/ Two (2) - 1-Yr Renewals Start Date: 10/01/2024 End Date: 09/30/2029	N	Motion by: David Emanuel Second by: Raynetta Marshall Committee Decision: Deferred
				Hercules Industrial, Inc.	\$399,897.68						
				Stuart C. Irby Company, LLC	\$615,830.30						
				Pfiffner Instrument Transformers, Ltd.	\$201,300.00						
				RS Americas, Inc.	\$78,890.03						
				Tri-State Utility Products, Inc.	\$83,275.50						
				Wesco Distribution, Inc.	\$954,059.04						
	Deferred										
	DISCUSSION/ACTION: Clarification was requested regarding allowed price increases. Request was made for comparison of current cost to future costs. This item has been deferred. DISCUSSION/ACTION PARTICIPANTS: Raynetta Marshall, Ted Phillips, Jenny McCollum, Lynn Rix										

Consent and Regular Agenda Signatures

Budget	Name/Title	<u>Stephanie Nealy, Manager CBP</u>
Awards Chairman	Name/Title	<u>Theodore B Phillips</u>
Procurement	Name/Title	<u>JPMcGinn</u>
Legal	Name/Title	<u>Rebecca Lavis</u>



Formal Bid and Award System

Award #6 September 16, 2021

Type of Award Request: INVITATION TO NEGOTIATE (ITN)
Requestor Name: Chad Yeager
Requestor Phone: (904) 665-8735
Project Title: Waste Hauling Services for JEA
Project Number: Various See Attached
Project Location: JEA
Funds: O&M
Budget Estimate: \$2,111,240.00 (Various Lines - See Attached)

Scope of Work:

JEA The purpose of this Solicitation is to establish pricing for Recycling, Solid Waste Hauling and Disposal Services for the sites listed in "Appendix B - Bid Workbook"(the "Work"). The Work to be performed by the Company includes all labor, supervision, materials, tools and equipment as necessary for performing the work. The Company will be expected to provide all containers with the exception of one compactor owned by JEA.

JEA IFB/RFP/State/City/GSA#: 1410336646
Purchasing Agent: Lovgren, Rodney
Is this a Ratification?: NO

RECOMMENDED AWARDEE(S):

Name	Contact Name	Email	Address	Phone	Amount
GFL SOLID WASTE SOUTHEAST LLC (DBA – GFL ENVIRONMENTAL)	Krista Fernando	kfernando@gflenv.com	3301 BENSON DR STE 601, RALEIGH, NC 27609	(904)760-5880	\$2,111,240.00

Amount for entire term of Contract/PO: \$2,111,240.00
Award Amount for remainder of this FY: \$0.00
Length of Contract/PO Term: Three (3) Years w/ Two – 1 Yr. Renewals
Begin Date (mm/dd/yyyy): 10/01/2021
End Date (mm/dd/yyyy): 9/30/2024
Renewals: Yes - Two – 1 Yr. Renewals
JSEB Requirement: Optional

RESPONDENTS:

Name	Total Bid Price	Containers only	Landfill Fees and Franchise Fee	Score	Rank
GFL ENVIRONMENTAL	\$3,761,961.00	\$2,140,304.88	\$1,621,656.12	81	1
WASTE MANAGEMENT	\$5,176,003.25	\$3,348,888.00	\$1,827,115.25	79	2

Background/Recommendations:

Advertised on 07/07/2021. Four (4) prime companies attended the mandatory pre-proposal meeting held on 07/15/2021. At proposal opening on 07/27/2021, JEA received two Proposals. Two other companies elected to not participate, noting labor and capacity constraints. Both companies passed minimum qualifications and were evaluated and provided clarifications on the technical specifications and requests for Best and Final Offers. The BAFO's were received on 09/08/2021. Neither company updated pricing. JEA deemed GFL Environmental the Highest Evaluated Respondent to perform the work. A copy of the evaluation matrix, Bid Form and Bid Workbook is attached as backup.

The aggregate award amount (which includes landfill fees and franchise fees) is 54% higher when compared to the historical rates and fee on a forecast adjusted basis. Suppliers state that fuel, personnel shortages, equipment outlays and capital costs as reasons for the increase in price. Considering these market conditions the pricing is deemed reasonable.



JEA is awarding to the Budgets that are available for FY22 and current forecast budget estimates for FY23 and FY24. Some additional funding was provided from other budget lines and is provided in the attached backup. JEA will monitor the first six months of performance for FY22 and use this information to make FY23 and FY24 budget inputs. Depending on performance and funds consumption, JEA will return to the Awards Committee to add funds to reach the term of the agreement.

1410336646 – Request approval to award a contract to GFL Environmental, for Waste Hauling services for in the amount of \$2,111,240.00, subject to the availability of lawfully appropriated funds.

Manager: Robinson, Robert L. - Mgr Investment Recovery & Warehouse Ops

VP: McElroy, Alan D. - VP Supply Chain & Operations Support

APPROVALS:

	9/16/21
Chairman, Awards Committee	Date
	9/16/21
Budget Representative	Date



Building Community®

Procurement Bid Office
Customer Center 1st Floor, Room 002
21 W. Church Street
Jacksonville, Florida 32202

September 1, 2021

Addendum Number: Two (2)

Title: Waste Hauling, Disposal and Recycling for JEA

JEA Solicitation Number: 1410336646

BAFO - Response Due Date: September 8, 2021

Due Date Time: 12:00 PM (NOON EST)

Email to: lovgrd@jea.com

This addendum is for the purpose of making the following additions, deletions and changes.

This Addendum 2 requests the Short-Listed Respondents to submit their Best and Final Offers (BAFOs) electronically in pdf format in email by September 8, 2021, 12:00 PM Noon (EST) by email to: lovgrd@jea.com. Respondents not submitting a BAFO will have their first round submitted Bid Prices to evaluate Award Basis. Additionally, unit prices may be increased or decreased, however, the final Total Bid Price may not increase from the first Round.

Replace: Section 9 of the Appendix A Technical Specifications with the following Section 9. Additions are made in red underlined font.

9. PULLS AND PICK UPS OF CONTAINERS

- 9.1. The Company is expected to adhere to the listed pull or pick up schedules. (See Disposal Tree and Pick up Locations.) The Company shall notify the Contract Administrator whenever a scheduled pick up is missed and provide service within 24 hours. However, in the event JEA discovers that a scheduled service was missed (without notification), the pickup should occur within four (4) hours of the JEA Contract Administrator notifying the Company. The driver will then dispose of any debris, boxes, bags or waste left next to the container due to capacity limitations.
- 9.2. JEA will be responsible for keeping the container/compactor clear of obstructions that would prevent the Company from performing regularly scheduled service. The Company will notify the JEA Contract Administrator within two (2) hours of any obstruction to containers or issues regarding site access.
- 9.3. Call Out locations listed in the document - Disposal Tree - Waste Site Locations and Pickup Schedules are locations where a container (roll off or frontload) is located, where JEA will only contact the company when a pick up and replacement is required. Due to the lesser volumes in these containers, pickup is not required on a regular basis. When JEA does contact

Award #2 Supporting Documents 08/22/2024

Contractor with a notification for pickup & replacement container, the Contractor will have 24 hours to respond to JEA from the time of JEA notification, confirming notification has been received and 48 hours to from the time of JEA's first notification for pickup to complete the pickup & replacement. Call out locations in the Waste Site Locations and Pickup Schedules referenced in this section are not a part of "On Call Emergency Services".

Addendum 2 BAFO Response - APPENDIX B PROPOSAL FORM

1410336646 Waste Hauling, Disposal and Recycling services for JEA

The Respondent shall submit one electronic copy on the sourcing platform. JEA will not accept Responses transmitted via email.

RESPONDENT'S INFORMATION:

COMPANY NAME: GFL Environmental

BUSINESS ADDRESS: 7580 Philips Highway

CITY, STATE, ZIP CODE: Jacksonville, FL, 32256

TELEPHONE: 904.760.5880

EMAIL ADDRESS: kfernando@gflenv.com

Address of Proposed local Office:

7580 Philips Highway, Jacksonville, FL 32256

☒ **I have read and understood the Sunshine Law/Public Records clauses contained within this solicitation. I understand that in the absence of a redacted copy my proposal will be disclosed to the public "as-is".**

Respondents Certification

By submitting this Response, the Respondent certifies (1) that it has read and reviewed all of the documents pertaining to this ITN and agrees to abide by the terms and conditions set forth therein, (2) that the person signing below is an authorized representative of the Respondent, and (3) that the Respondent is legally authorized to do business and maintains an active status in the State of Florida. The Respondent certifies that its recent, current, and projected workload will not interfere with the Respondent's ability to work in a professional, diligent and timely manner.

The Respondent certifies, under penalty of perjury, that it holds all licenses, permits, certifications, insurances, bonds, and other credentials required by law, contract or practice to perform the Work. The Respondent also certifies that, upon the prospect of any change in the status of applicable licenses, permits, certifications, insurances, bonds or other credentials, the Respondent shall immediately notify JEA of status change.

Total Bid Price

Total From the Bid Workbook	\$ 3,761,961.00
-----------------------------	-----------------

We have received addenda 1 through 2

Krista Fernando

9.13.21

Signature of Authorize Officer of Respondent or Agent

Date

Krista Fernando Sales Manager

352.443.2136

Printed Name & Title

Phone Number

Acknowledge receipt of this addendum on the Response Form

1410336646 Recycling, Solid Waste Hauling and Disposal

containers and number of Monthly Pulls and Pick-Ups may be modified by JEA.

[illegible]

Disposal Rate Calculation for Roll Off Containers (Included for completeness.)

The estimated numbers provided are to be used as guidelines and are not a guarantee of work. Landfill charges for Roll Off Containers will be reimbursed on a dollar for dollar basis, with no mark-up. Receipt and/or dump ticket will be required with invoice.

Waste Type	Estimated Disposal Rate per Ton		Estimated Tonnage per month		Estimated Monthly Costs	Estimated Cost per year	Three Year Amount
Solid Waste	\$ 29.87	X	890	=	\$ 26,584.30	\$ 319,011.60	\$ 957,034.80
Construction Debris	\$ 46.83	X	70	=	\$ 3,278.10	\$ 39,337.20	\$ 118,011.60
three Year Disposal Rate Totals (FYDRT):							\$ 1,075,046.40
at 17% of the total receipts = .17 (FYBAC + FYDRT)							\$ 546,609.72
This is the Three Year calculated amount of bid plus the franchise fee estimated disposal rate per year (Transfer this amount to the Response Form)							\$ 3,761,961.00

1410336646 Waste Management Services for JEA

Vendor Rankings	Schumacher, Branden	Robinson, Robert	Yeager, Chad	Average Rank	Ranking	Total Price	Calculated price points
GFL Environmental	74	84	84	81	1	\$ 3,761,961.00	50
Waste Management of FL	77.5	79.5	80.5	79	2	\$ 5,176,003.25	36.3

Yeager, Chad	Rates (50 Points)	Work Approach (20 Points)	Company Experience (20 Points)	Safety (10 Points)	Total
GFL Environmental	50	12	17	5	84.0
Waste Management of FL	36.3	20	19	5.2	80.5
Robinson, Robert	Rates (50 Points)	Work Approach (20 Points)	Company Experience (20 Points)	Safety (10 Points)	Total
GFL Environmental	50	12	17	5	84.0
Waste Management of FL	36.3	20	18	5.2	79.5
Schumacher, Branden	Rates (50 Points)	Work Approach (20 Points)	Company Experience (20 Points)	Safety (10 Points)	Total
GFL Environmental	50	2	17	5	74.0
Waste Management of FL	36.3	18	18	5.2	77.5

Company	containers price	Landfill fees (pass through)	Franchise Fee	Totals
GFL Environmental	\$ 2,140,304.88	\$ 1,075,046.40	\$ 546,609.72	\$ 3,761,961.00
Waste Management of FL	\$ 3,348,888.00	\$ 1,075,046.40	\$ 752,068.85	\$ 5,176,003.25
Comparison to Historical (Formerly WM)	\$ 1,007,664.00	\$ 1,075,046.40	\$ 354,060.77	\$ 2,436,771.17

Container Percentages	Total Percentage
112%	54%
232%	112%
Base	Base

Award #2 Supporting Documents 08/22/2024

Award Amount			\$ 2,111,240.00		
FY Totals			\$ 652,080.00	\$ 729,580.00	\$ 729,580.00
Cost Center	Expense Type	Budget Line	FY22	FY23	FY24
HEA0420	2006	BL02	\$ 250,000.00	\$ 500,000.00	500000
A0800 - Fleet Services	2005	BL02	\$ 190,000.00		
HW30122	2019 - UTILITIES	BL01	\$ 9,000.00	\$ 13,860.00	13,860
HW30122	1302 - DIRECT PURCHASES	BL01	\$ 4,860.00		
HW30131	2019 - UTILITIES	BL01	\$ 6,000.00	\$ 9,240.00	9240
HW30131	1302 - DIRECT PURCHASES	BL05	\$ 3,240.00		
HW30132	2019 - UTILITIES	BL01	\$ 10,000.00	\$ 15,400.00	15400
HW30132	1302 - DIRECT PURCHASES	BL03	\$ 5,400.00		
HW30133	2019 - UTILITIES	BL01	\$ 13,000.00	\$ 20,020.00	20020
HW30133	1302 - DIRECT PURCHASES	BL06	\$ 7,020.00		
HW30134	2019 - UTILITIES	BL01	\$ 24,000.00	\$ 36,960.00	36960
HW30134	1302 - DIRECT PURCHASES	BL03	\$ 12,960.00		
HW30135	2019 - UTILITIES	BL01	\$ 10,000.00	\$ 15,400.00	15400
HW30135	1302 - DIRECT PURCHASES	BL01	\$ 5,400.00		
HW30142	2019 - UTILITIES	BL01	\$ 6,000.00	\$ 9,240.00	9240
HW30142	1302 - DIRECT PURCHASES	BL07	\$ 3,240.00		
HW30143	2019 - UTILITIES	BL01	\$ 14,000.00	\$ 21,560.00	21560
HW30143	1302 - DIRECT PURCHASES	BL05	\$ 7,560.00		
HW30602	2019 - UTILITIES	BL02	\$ 5,000.00	\$ 7,700.00	7700
HW30602	1302 - DIRECT PURCHASES	BL01	\$ 2,700.00		
HW30607	2019 - UTILITIES	BL01	\$ 5,000.00	\$ 7,700.00	7700
HW30607	1302 - DIRECT PURCHASES	BL01	\$ 2,700.00		
30300	2006 – Industrial Services	BL01	\$ 30,000.00	\$ 40,000.00	40000
30402	2006 – Industrial Services	BL01	\$ 10,000.00	\$ 15,000.00	15000
30403	2006 – Industrial Services	BL01	\$ 5,000.00	\$ 7,500.00	7500
HE30702	2006	BL02	\$ 10,000.00	\$ 10,000.00	10000

CPA	AMOUNT RECEIPTED AS OF 8/14/24	PROJECTED ADD'L SPEND UNDER CURRENT CONTRACT	TOTAL FY24 PROJECTION
207879	\$ 1,229,277.09	\$ 173,882.22	\$ 1,403,159.31

COST CENTER	MONTHLY SPEND	FY25 FORECASTED RENEWAL AMOUNT
A0420	\$ 37,442.59	\$ 449,311.06
30122	\$ 741.28	\$ 8,895.35
30131	\$ 2,204.58	\$ 26,455.00
30132	\$ 1,996.86	\$ 23,962.34
30133	\$ 1,794.93	\$ 21,539.12
30134	\$ 2,804.02	\$ 33,648.21
30135	\$ 1,830.03	\$ 21,960.42
30142	\$ 1,078.33	\$ 12,939.94
30143	\$ 1,978.83	\$ 23,745.98
30602	\$ 651.58	\$ 7,818.90
30607	\$ 651.57	\$ 7,818.89
30300	\$ 4,150.36	\$ 49,804.28
30402	\$ 548.11	\$ 6,577.36
30403	\$ 87.67	\$ 1,052.03
	\$ 57,960.74	\$ 695,528.89

CPA 207879 - GLF- 1410336646 ITN WASTE HAULING SERVICES.	
Effective date 10/2/2021-9/30/2024 (two one year renewal remaining)	
Contract JEA 10695 - BPA 200076	\$ 2,111,240.00
NGS PO	\$ 50,000.00
BPA 200076 Amount agreed	\$ 2,061,240.00
BPA 200076 Spend	\$ 520,725.83
CPA 207879 (transferred remaining funds from BPA 200076)	\$ 1,540,514.17
CPA 207879 encumbered amount as of 8/14/2024	\$ 1,359,000.12
CPA 207879 remaining	\$ 181,514.05
Terms	36
Months in place	35
Months until next renewal	1
FY23 Spend	\$ 656,829.87
FY24 Spend to Date	\$ 572,447.22
Total Contract Spend	\$ 1,229,277.09
Total Current Monthly Spend	\$ 57,960.74
Forecast amount	\$ 695,528.89
Amount remaining in CPA	\$ 181,514.05
Contract Increase Amount	\$ 514,014.84
NEW NTE	\$ 2,625,254.84

FINANCE - APPROVED BUDGET INFORMATION						
COST CENTER	BUDGET LINE#	APPROVED BUDGET FY25	AMOUNT REQUIRE FOR RENEWAL	FY 25 BUDGET VARIANCE (FY Shortage/Overage)	BUSINESS CONTACT	COMMENTS
A0420	1555	\$ 455,000.00	\$ 449,311.06	\$ 5,688.94	Chad Yeager	Business agreed with forecast
30122	498	\$ 9,000.00	\$ 8,895.35	\$ 104.65	Hopkins, Deborah Jean	Business agreed with forecast
30131	575	\$ 26,455.00	\$ 26,455.00	\$ 0.00	Dillavou, Adrian Shandell	Business agreed with forecast
30132	600	\$ 24,000.00	\$ 23,962.34	\$ 37.66	Brisbon, Kimberly Joyce (Kim)	Business agreed with forecast
30133	633	\$ 23,805.00	\$ 21,539.12	\$ 2,265.88	Hopkins, Deborah Jean	Business agreed with forecast
30134	657	\$ 39,330.00	\$ 33,648.21	\$ 5,681.79	Dillavou, Adrian Shandell	Business agreed with forecast
30135	679	\$ 22,770.00	\$ 21,960.42	\$ 809.58	Hopkins, Deborah Jean	Business agreed with forecast
30142	738	\$ 13,000.00	\$ 12,939.94	\$ 60.06	Brisbon, Kimberly Joyce (Kim)	Business agreed with forecast
30143	763 & 395	\$ 22,770.00	\$ 23,745.98	\$ (975.98)	Brisbon, Kimberly Joyce (Kim)	Business agreed with forecast. Additional budget line#395 identify in funding approval form.
30602	812	\$ 13,455.00	\$ 7,818.90	\$ 5,636.10	Brown, Stephanie Dee	Business agreed with forecast
30607	849	\$ 13,455.00	\$ 7,818.89	\$ 5,636.11	Brown, Stephanie Dee	Business agreed with forecast
30300	85	\$ 90,000.00	\$ 49,804.28	\$ 40,195.72	Michael Lafayette	Business agreed with forecast
30402	122	\$ 25,000.00	\$ 6,577.36	\$ 18,422.64	Michael Lafayette	Business agreed with forecast
30403	136	\$ 40,000.00	\$ 1,052.03	\$ 38,947.97	Michael Lafayette	Business agreed with forecast

1410336646 BAFO Response Form - Recycling, Solid Waste Hauling and Disposal

Instructions: Fill in all cells that are highlighted YELLOW. The Numbers provided are to be used as guidelines and are not a guarantee of work. Number and size of containers and number of Monthly Pulls and Pick-Ups may be modified by JEA.

Type/Size Container	Total Estimated Number of Pulls per Week		Total Estimated Number of Pulls per Month	Bid Amount per Pull or Pick Up	Estimated Cost per Year	Three Year Amount
Front Load (size 2 yard)	See Attached Site Locations for number and locations.	12	N/A	\$11.75	\$7,332.00	\$21,996.00
Front Load (size 4 yard)	See Attached Site Locations for number and locations.	43	N/A	\$20.62	\$46,106.32	\$138,318.96
Front Load (size 6 yard)	See Attached Site Locations for number and locations.	27	N/A	\$24.53	\$34,440.12	\$103,320.36
Front Load (size 8 yard)	See Attached Site Locations for number and locations.	63	N/A	\$32.27	\$105,716.52	\$317,149.56
Roll Offs (20 yard)	This is in anticipation of a need for this size container.	N/A	30	\$285.00	\$102,600.00	\$307,800.00
Roll Offs (30 yard)	See Attached Site Locations for number and locations.	N/A	95	\$285.00	\$324,900.00	\$974,700.00
Roll Offs (40 yard)	See Attached Site Locations for number and locations.	N/A	25	\$285.00	\$85,500.00	\$256,500.00
Compactor Container (30 yard) provided by JEA	See Attached Site Locations for number and location.	N/A	2	\$285.00	\$6,840.00	\$20,520.00
Three Year Bid Amount for Container (FYBAC):						\$2,140,304.88

Disposal Rate Calculation for Roll Off Containers (Included for completeness.)

The estimated numbers provided are to be used as guidelines and are not a guarantee of work. Landfill charges for Roll Off Containers will be reimbursed on a dollar for dollar basis, with no mark-up. Receipt and/or dump ticket will be required with invoice.

Waste Type	Estimated Disposal Rate per Ton		Estimated Tonnage per month		Estimated Monthly Costs	Estimated Cost per year	Three Year Amount
Solid Waste	\$29.87	X	890	=	\$26,584.30	\$319,011.60	\$957,034.80
Construction Debris	\$46.83	X	70	=	\$3,278.10	\$39,337.20	\$118,011.60
three Year Disposal Rate Totals (FYDRT):							\$1,075,046.40
The Franchise Fee of 17% is not included in the above unit price or the per ton disposal price. The Franchise Fee is calculated at 17% of the total receipts = .17 (FYBAC + FYDRT)							\$546,609.72
This is the Three Year calculated amount of bid plus the franchise fee estimated disposal rate per year (Transfer this amount to the Response Form)							\$3,761,961.00

Fee Proposal
Engineering Services
Kennedy 69kV Switchyard Cable Replacement

July 18, 2024

Mr. Jason Rinehart
JEA Substation Engineering
21 West Church Street, Tower 9
Jacksonville, Florida 32202

RE: Change order 07 – Additional efforts due to Cable Schedule and Cable Trench changes.

Introduction

Worley is grateful for this opportunity to serve JEA. As always, our goal is to ensure JEA's expectations are exceeded in a continuing effort to enhance our business relationship. We look forward to another successful project. Please do not hesitate to contact us if there are any questions.

Scope of Work

General Scope

This fee proposal covers design elements being added or changed to the Kennedy Cable Replacement project to be included in the IFC design package as pertaining to the "Final Cable Schedule", issued June 10, 2024.

Additional Scope due to cable schedule change

A new control cable schedule was provided to Worley on February 05, 2024. This schedule contained multiple changes and new cables added. We anticipate about 15 additional cables as a result. These additions/changes will need to be captured into the current design resulting in additional scope. The following key activities are expected to be performed:

1. Conduit sizing & routing
2. Update conduit race plan for phase 1 and phase 2
3. Update conduit schedule for phase 1 and phase 2

Fee Proposal
Engineering Services
Kennedy 69kV Switchyard Cable Replacement

Additional Scope due to cable trench survey findings

After reviewing the trench survey findings, Worley has adopted a different approach to the trench to avoid conflicts that were found subsurface. For the new approach Worley will produce additional trench related section drawings and update previously generated drawings. The following activities are expected to be performed:

1. Evaluate trench fill
2. Develop new trench sections
3. Update previously issued drawings with the new trench

Assumptions & Clarifications

1. JEA SP&C has provided a finalized cable schedule detailing the type and size of all required control cabling for the project. Worley will populate cable lengths and routing onto the cable schedule. Power cabling can be determined by Worley. The Scope of Work otherwise does not include any Protection & Controls activities by Worley.
 - a. Worley assumes the cable schedules (as listed above) received on February 05, 2024, to be the finalized revisions.
2. Worley assumes the project drawings will be prepared and issued in a single design package submission for construction (and not a staged, sequence set).
 - a. Worley also assumes only drawings necessary for this project will be prepared, without developing a Master Station drawing set as similarly done for the recent Nassau and Steelbald projects.
3. If / when notice-to-proceed is authorized by JEA to begin engineering, it is assumed JEA will fully fund the engineering effort within this proposal to allow Worley and Prosser to proceed to minimize potential schedule delays in completion of the engineering work.

Fee Proposal
 Engineering Services
 Kennedy 69kV Switchyard Cable Replacement

Fee Proposal

Price Structure and Terms & Conditions

Worley proposes to perform this work on a time and expense, not to exceed (T&E NTE) basis under the terms and conditions stipulated in the Substation General Engineering Services Contract JEA11242.

	Task	Price (T&E NTE)
	Cable schedule change	
	Conduit sizing and routing	\$15,426
	Update conduit race plan (Phase 1 and 2)	\$4,944
	Update conduit schedule (Phase 1 and 2)	\$4,944
	Project Management, Admin, Billing	\$6,350
	Total – Cable schedule change	31,664
	Cable trench related changes	
	Update / New trench drawings	\$10,762
	Project Management, Admin, Billing	\$2,721
	Total – Cable trench related changes	13,483
	<u>Grand Total</u>	\$45,147



Fee Proposal
Engineering Services
Georgia St 13kV Substation Improvements

June 5, 2024

JinWoo
JEA Substation Engineering
21 West Church Street, Tower 9

Jacksonville, Florida 32202

**RE: FEE PROPOSAL (REVISION 1)
ENGINEERING SERVICES FOR THE GEORGIA ST 13KV SUBSTATION
IMPROVEMENTS**

Introduction

Worley is grateful for this opportunity in providing our services of quality and assurance towards a successful project. As always, our goal is to ensure JEA's expectations are exceeded in a continuing effort of our business relationship.

We look forward to another successful project with JEA. Please contact us with any questions.

Scope of Work

General Scope

This project will result in the construction of fifteen (15) new metal enclosed breakers with a net increase of 10 new load serving 13kV breakers. The new breaker lineup will be initially fed from the T1 & T2 transformers with the ability to add a T3 in the future. There will be three new switchgear buildings; each switchgear will consist of bus tie breaker(s), five (5) feeder breakers and one (1) source breaker (the west switchgear will not have a separate source breaker). This design will allow all of the circuits to be fed by the T1, or T2; or half fed by the T1 and half fed by the T2. Each new switchgear bus and all non-feeder breakers shall be rated for 3,000 amps. Bus tie conductors will be rated for 2,450 amps. Feeder breakers must be rated for 600 amps or greater. New feeders will be numbered 80 through 94. Existing T2 feeders shall be relabeled 95-99. Breaker 13T2T1 shall be relabeled 13T2T3.



Fee Proposal
Engineering Services
Georgia St 13kV Substation Improvements

Additionally, all necessary civil and electrical design (excluding all protection and control design efforts) and engineering administration required to support the project (including interface with other JEA consultants and vendors) is covered in this proposal.

Worley will modify and develop as needed all design drawings required under this scope in MicroStation V8 format utilizing JEA title blocks. Drawings can be provided in AutoCAD format if preferred.

Detailed Scope

The tasks identified by JEA for this project are as follows:

1. Project management – Worley will provide Project management support for the investigative processes (soil boring, soil resistivity tests, Geotech report) and subsurface surveying.
2. Electrical Design - Worley will develop all drawings necessary to fully depict details of the additions/modifications required under this scope. Install new West, T3, & T1 switchgear buildings consisting of three (3) segments separated by two 50 MVA rated bus ties (two (2) breakers per bus tie). Each segment will consist of the bus tie breaker(s), five (5) feeder breakers and one (1) source breaker (the west switchgear will not have a separate source breaker). Each of the three new switchgear segments will be housed in separate buildings.

Additionally, Worley will create a demolition set showing the removal of the existing transformer T1 switchgear, cap bank, and manhole 642. Worley will also design a new custom T1 transition enclosure.

3. Raceway / Conduit:
 - New T2 to West Bus Tie: Construct a new tie conduit system between the T2 tie breaker and the new west bus switchgear. The conduit shall bypass manhole 636 and be routed around the northern side of the substation to avoid the existing 13kv circuit congestion. The use of four (4) parallel conductors for the T2 tie is assumed. Six-inch (6") diameter conduits shall be used between tie breaker termination locations. Pull four (4) parallel runs of 750CU (or higher ampacity substitute) between breakers.
 - New T1 Bus Tie: Construct a new tie conduit system between the T1 and the new T1 switchgear. The conduit shall be routed south and bypass manholes 640 and 642 to avoid existing 13kv circuit congestion. The use of four (4) parallel conductors for the T1 bus is assumed. Six-inch (6") diameter conduits shall be used between tie breaker termination locations. Pull four (4) parallel runs of 750CU (or higher ampacity substitute) between breakers.
 - Georgia St T3: Construct a new conduit system from new Georgia St T3 Breaker northward to a new manhole. The conduit system shall consist of six (6) six-inch (6") conduits. The manhole location must provide adequate space for a future T3 Transformer addition.
 - T2 to Franklin New Conduit System: Construct a new conduit system from Georgia St T2 switchgear east toward Franklin St terminating in a new manhole. The conduit system



Fee Proposal
Engineering Services
Georgia St 13kV Substation Improvements

shall consist of four (4) six-inch (6") conduits. Terminate the new conduits directly outside the switchgear building and tie into the existing conduits as they exit beneath the switchgear building. These new 6" conduits will be utilized for circuits 98 and 99. Substation and Distribution engineers to determine exact responsibility of scope for tying the 6" conduits leaving the T2 switchgear building to the new manhole. Install 4-6" conduits between manhole 638 and the new manhole along Franklin St.

- New Georgia St Getaway Conduit System: Construct a new conduit system from the three new switchgear buildings south toward Albert St. Refer to the list and figure #13 below for detailed conduit layout. Substation and Distribution engineers to determine exact responsibility of scope for tying the 6" conduits leaving the switchgear buildings to manholes "A", "B", "C", "D", and "E".
- Install new manholes "A", "B", "C", "D", "E", and "F" outside of the property limits of 1123 Albert St. This will allow JEA construction crews to access the manholes regardless of any potential obstructing vehicles or equipment parked on the property. ***JEA Real Estate is still attempting to obtain some type of easement to allow JEA to install facilities through this property; therefore, this conduit and manhole design is pending. If JEA purchases the property outright, manholes can most likely be located inside the property limits.
 - The conduit system from the switchgear to the new manholes shall consist of two (2) six-inch (6") conduits per circuit (1 primary and 1 spare).
 - Six (6) conduits for Circuits 80, 81, & 82 shall terminate at new Manhole "A".
 - Six (6) conduits for Circuits 83, 84, & 85 shall terminate at new Manhole "B".
 - Six (6) conduits for Circuits 86, 91, & 92 shall terminate at new Manhole "C".
 - Six (6) conduits for Circuits 87, 88, & 89 shall terminate at new Manhole "D".
 - Six (6) conduits for Circuits 90, 93, & 94 shall terminate at new Manhole "E".
 - Install three (3) six-inch spare conduits between manholes A and B, between manholes B and C, between manholes C and D, and between manholes D and E.
 - One (1) six-inch spare conduit from each new Manhole "A" and "B" shall terminate in new Manhole "F". This is in addition to the two (2) six-inch conduits that will contain the two (2) feeders 80 and 85.
 - Six (6) six-inch and two (2) four-inch conduits from new Manhole "F" shall cross under the Arlington Expressway south to Beaver St E. This conduit crossing will contain feeders 80, 85, and 95.
 - One (1) six-inch spare conduit from each new Manhole "D" and "F" shall terminate in manhole 600 Franklin St. This is in addition to the two (2) six-inch conduits that will contain the feeders 88 and 95. Two (2) four-inch spare conduits from new Manhole "F" shall terminate in manhole 600 Franklin St.



Fee Proposal
Engineering Services
Georgia St 13kV Substation Improvements

- Two (2) six-inch spare conduits from each new Manhole “A”, “B”, and “C” shall terminate in manhole 1104 Albert St. This is in addition to the five (5) six-inch conduits that will contain the five (5) feeders 81, 82, 86, 91, & 92.
- Two (2) six-inch spare conduits from each new Manhole “D” and “E” shall terminate in manhole 1200 Albert St. This is in addition to the four (4) six-inch conduits that will contain the four (4) feeders 87, 89, 93, & 94.
- Construct four (4) six-inch conduits between manholes 1200 and 609. There are already four (4) existing four-inch conduits between these two manholes. Distribution engineer to determine which conduits will have feeder and which will act as spares.
- A conduit schedule will be developed for all new conduits required. JEA will provide the cable schedule at 30% checkpoint.
- 4. Grounding - Design drawings including details will be developed for grounding required to accommodate the new breaker and steel equipment. A ground grid grounding calculation is not included.
- 5. Lightning Protection - Calculation is not included.
- 6. AC/DC Calculation – An AC/DC Calculation is not included.
- 7. Electrical Engineering Drawings - It is anticipated that this project will require modifications to existing drawings. All existing drawings modified will be placed on JEA construction drawing title blocks. At a minimum, the following will be provided by Worley for design checkpoints:
 - a. 10%
 - i. Single Line Diagram
 - ii. Site plan(s) associated with substation buildings work scope.
 - iii. Preliminary demolition drawing to identify physical scope areas.
 - iv. Preliminary plan drawings of areas involving the raceway/conduit system design (will not include the conduit systems design, just definition of the areas involved in the scope of work).
 - b. 30%
 - i. Single Line Diagram
 - ii. Demolition Drawings
 - iii. Site Plan outlining project scope
 - iv. General Arrangement Plan of substation work scope
 - v. Electrical Plans
 - vi. Preliminary Foundation Plan
 - vii. Preliminary Conduit Plans (cable schedule to be provided by JEA during 30% checkpoint)



Fee Proposal
Engineering Services
Georgia St 13kV Substation Improvements

- viii. Preliminary Grounding Plan
 - c. 90%
 - i. Demolition Drawings
 - ii. Cover sheet
 - iii. Finalized Foundation Plan and Detail
 - iv. Finalized substation site plan/general arrangement plan
 - v. Finalized Conduit Plans, Details, Fill Calcs, & Schedule
 - vi. Finalized Grounding Plan and Details
 - vii. Cable Schedule
 - viii. Finalized Bill of Materials
 - ix. Specific instructions and Construction Specifications Document
 - d. IFC
 - e. Construction Support (allowance provided)
 - f. As-builts (allowance provided)
- 8. Vendor Drawings Review and Coordination – Worley will review and recommend approval of vendor provided drawings, calculations, and documents. Worley assumes one (1) review cycle in the base price, but additional review cycles can be added upon request.
- 9. Structural Drawings – Worley’s structural package will include the following:
 - a. 2 New Drawings (Foundation Plan, Foundation Section & Details), 2 Calculation Documents (foundation calculations and platform steel calculations), for the 3 new switchgear buildings. (W, T3, T1)
 - i. Plan to have all 3 building foundations on the same plan, possibly a combined mat with pedestals for each building.
 - ii. Plan to show several stairs or a platform servicing the switchgear buildings.
 - b. Demo Plans for the removal of T1 Switchgear & Capacitor Bank, and Manhole 642.
 - c. Worley Civil / Structural to update these existing drawings:
 - i. Foundation Plan
 - ii. Site Plan
 - iii. Grading & Drainage Plan
 - iv. Steel Plan (platforms for the switchgear)
 - d. Specifications & Coordination
 - i. Geotechnical Investigation
 - ii. Underground Obstruction & Above Ground Surfacing Surveys
- 10. Meetings – Worley will schedule the 10%, 30%, and 90% checkpoints virtual meetings.



Fee Proposal
Engineering Services
Georgia St 13kV Substation Improvements

11. Engineering Assistance During Construction – Worley will provide assistance during the construction phase of the project on an as-requested basis. In addition, Worley will include one pre-construction meeting and one (1) on-site visit for three Worley professionals for questions and/or clarifications on design submittals. Review of Concrete Mix Design included.

Not included in Scope:

1. Relaying & Metering scope – All Protection and Control (P&C) relaying and metering scope will be handled by JEA.
2. Worley assumes that field investigations and photos from field walkdowns will be provided by JEA, excluding the kickoff site visit.
3. Generation of steel platform calculations, steel structure details, steel general arrangement, anchor bolt plan and details, and material list.
4. Roadway & Surfacing Plans, Grading & Drainage Plans, E&S Plans, and Fencing Plans.
5. Worley scope of work will be limited to outdoor equipment only. No design modification is expected inside the control building from a substation Physical/Electrical standpoint and all design activities required inside the control building are assumed to be completed by JEA.
6. The demarcation point of the 26kV conduits scope will be at the substation fence or up to 5 feet beyond fence line. Worley will provide design inside the substation and JEA's distribution group will be responsible for any scope outside the substation fence.

Deliverables

1. A complete set of civil and electrical design drawings will be provided to JEA for construction in MicroStation Connect .DGN files and PDF; scalable to 11" x 17" and 24" x 36" including a PDF of the complete drawing set combined.
2. Electronic files of applicable studies and calculations.

Assumptions & Clarifications

1. JEA will provide a complete cable schedule detailing the type and size of all required CT, VT, AC/DC Power, and control cabling for the project. Worley will populate cable lengths and routing onto the cable schedule. The Scope of Work otherwise does not include any Protection & Controls (P&C) activities by Worley. Cable schedule to be provided by JEA during 30% checkpoint.
2. All new cables not included in JEA's P&C scope of work will be designed by Worley. Worley will coordinate with JEA's P&C group to identify these cables during 90% design stage.
3. All calculations are prepared for Worley's internal record and there will not be any official submission of the formal calculation report.



Fee Proposal
Engineering Services
Georgia St 13kV Substation Improvements

4. Worley have not included any hours for AC/DC calculations, grounding calculation, illumination design, lighting study, lightning calculations, or a power systems study.
5. Since site modifications will be held to a minimum, Worley does not anticipate any stormwater analysis will be required.
6. Worley assumes landscaping of the site and proximity will not warrant any upgrades.
7. Since this is an existing facility and the limits of disturbance will be less than one (1) acre, Worley assumes no permitting will be required for this work.
8. Worley assumes there are no contaminants on-site and there are no below-grade facilities that will affect anticipated design and construction.
9. Budget for construction support and as-built drawings are only an allowance. We have estimated about 130 hours for this construction support/as-built activity.
10. Worley will use our subcontract partners to perform the survey and geotechnical investigations. The current budget estimated of \$42,400 is only an allowance and may need adjustment based on the extent of site investigations needed.
11. JEA will provide existing drawings of the existing substation. Worley assumes that JEA will provide required existing drawings in native CAD format, and that the scope changes will be depicted by modifying the provided existing drawings. The scope does not include time for developing required missing drawings.
12. JEA will size the conductors that will be installed in the various conduits and provide the sizes to Worley for use in designing the conduit system.
13. JEA will provide a complete cable schedule detailing the type and size of all required power, and control cabling for the project. Worley will populate cable lengths and routing onto the cable schedule. The Scope of Work otherwise does not include any Protection & Controls (P&C) activities by Worley. Cable schedule shall be provided by JEA during the 30% checkpoint.
14. Specifications for the new switchgear will be provided by JEA. (Worley is able to provide the switchgear specifications if JEA includes this task in the Worley scope.)
15. Specifications for the 3 new electrical buildings will be provided by JEA. (Worley is able to provide the building specifications if JEA includes this task in the Worley scope.)
16. Procurement of the 3 new buildings with all internal equipment (switchgear, etc.) will be provided by JEA. Worley will review and comment on the equipment supplier's approval drawings.
17. All Protection and Control (P&C) relaying and metering scope will be handled by JEA.
18. The electrical one-line diagram will not include P&C work scope.
19. The scope will include demolition drawings.
20. Figure 33 in the Project Scope Document shows the cabling from Breaker 93 to MH1301 on Gator Bowl Blvd in the color green. Thus, it is assumed that this would be in Worley's work scope.



Fee Proposal
Engineering Services
Georgia St 13kV Substation Improvements

21. New manholes to be precast and coordinated by Electrical discipline.
22. Adequate space is present for new equipment that no alteration of site roads or fencing is required.
23. Switchgear Buildings are designed and supplied by others.
24. No alteration or addition of steel structures.
25. An engineering contingency allowance of \$30,000 has been included to cover variations. An additional email approval from JEA is required to use this allowance. If the variations exceed the allowance, additional change orders may be issued.

Needed from JEA:

1. Existing drawings for the substation.
2. Specifications issued by JEA for procurement of the 3 buildings and switchgear.
3. Vendor drawings for all equipment procured by JEA.
4. Customer to provide the following drawing native files for Worley Civil / Structural to update:
 - a. Foundation Plan
 - b. Site Plan
 - c. Grading & Drainage Plan
 - d. Steel Plan (Background only, if required)
 - e. Existing foundation detail drawings for the T1 Switchgear, Capacitor Bank, Manhole 642 for creating Demo Drawings
5. Foundation Interface Data and Structural Reactions for the new buildings.

Schedule

Worley anticipates the below preliminary schedule for the project.

Task	Date	Details
Notice to Proceed	06/14/24	Contract award



Fee Proposal
Engineering Services
Georgia St 13kV Substation Improvements

Kickoff	06/24/24	Kickoff meeting
10% IFR	08/02/24	Modified single line drawing, general arrangement, and site investigation specifications.
10% IFR review comments	08/09/24	JEA to provide comments on 10% IFR package
30% IFR	10/25/24	SLD/Plan view/Sections/Foundation plan/Grounding plan
30% IFR review comments	11/01/24	JEA to provide comments on 30% IFR package
90% IFR	02/07/25	Final review package to include all project drawings and specifications.
90% IFR review comments	02/14/25	JEA to provide comments on 90% IFR package
100% IFC	03/14/25	Final construction package to include all project drawings and documents.

Worley will coordinate with JEA on the proposed 10%, 30%, 90% and 100% design submission dates.

Fee Proposal

Price Structure and Terms & Conditions

Worley proposes to perform this work on a time and expense not to exceed (T&E NTE) basis under the terms and conditions stipulated in the Transmission and Substation General Engineering Services Contract 11242.

Expenses are proposed as pass through reimbursable for travel and other direct receipt expenses (e.g. wood stakes, marking paint, etc.) on an as-needed basis if or when JEA requests travel events.

Task	Price
Vendor package review	\$39,600
Site investigations (Specifications, Review etc.)	\$16,500
Drawings (Physical/Electrical)	\$183,700
Drawings (Civil/structural)	\$100,800
Calculations (Physical/Electrical)	\$16,500
Calculations (Civil/structural)	\$16,500
Project Management, Meetings, coordination, Site Visit, QA/QC, Design review	\$112,650
Engineering Total	\$486,250



Fee Proposal
Engineering Services
Georgia St 13kV Substation Improvements

Geotech investigations and utility survey (Only allowance)	\$42,400
Estimated Expenses	\$7,000
Engineering contingency allowance	\$30,000
Construction Support and as-builts (Only allowance)	\$33,880
<i>Grand Total</i>	<i>\$600,130</i>

Please feel free to contact our office with any questions. We look forward to a successful relationship with JEA and thank you for the opportunity to provide our services to your company.

Sincerely,

Gireesh Nair

Portfolio Director, Worley.



Fee Proposal
Engineering Services

Merrill Rd. 26kV Switchyard T1 Replacement, Two Feeder Additions, & Bus Switch Relocations

March 15, 2024

Ryan Szoke
JEA Substation Engineering
21 West Church Street, Tower 9

Jacksonville, Florida 32202

**RE: FEE PROPOSAL (REVISION 1)
ENGINEERING SERVICES FOR THE MERRILL ROAD 26KV SWITCHYARD T1
REPLACEMENT, TWO FEEDER ADDITIONS, & BUS SWITCH RELOCATIONS**

Introduction

Worley is grateful for this opportunity in providing our services of quality and assurance towards a successful project. As always, our goal is to ensure JEA's expectations are exceeded in a continuing effort of our business relationship.

We look forward to another successful project with JEA. Please contact us with any questions.

Scope of Work

General Scope

The scope of this project is to design and detail the replacement of the existing 69-kV/26-kV T1 transformer and associated oil containment, installation of one (1) station service CT metering cabinet, extension of the 26kV bus to accommodate two (2) additional feeder circuit breakers of circuits 477 & 478, and the relocation of bus switches (5201 & 5202). Installation of 2-6" getaway conduits for each new breaker, from the circuit terminations to a new manhole located east along Merrill Road.

Additionally, all necessary civil and electrical design and engineering administration required to support the project, including interface with other JEA consultants and vendors, is covered in this proposal.



Fee Proposal Engineering Services

Merrill Rd. 26kV Switchyard T1 Replacement, Two Feeder Additions, & Bus Switch Relocations

Worley will modify and develop as needed all design drawings required under this scope in MicroStation V8 format utilizing JEA title blocks. Drawings can be provided in AutoCAD format if preferred.

Detailed Scope

The tasks identified by JEA for this project are as follows:

1. Project management – Worley will provide Project management support for the investigative processes (soil boring, soil resistivity tests, Geotech report) and subsurface surveying (if necessary).
2. Electrical Design - Worley will develop all drawings necessary to fully depict details of the additions/modifications required under this scope. Additionally, Worley will create a demolition set showing the removal of the existing transformer T1 and relocation of the disconnect switches (5201 & 5202).
3. Raceway / Conduit – Existing conduit plan/detail drawing modifications for depicting the installation of conduits for new 26kV breakers, installation of 2-6" getaway conduits for each breaker UG getaway, from the new circuit terminations to the substation fence. JEA's distribution group will provide design to install 2-6" conduit/duct bank from the substation fence to a new manhole located east of the substation along Merrill Road. This proposal assumes the new manhole and UG 3-1000AL cabling will be by JEA. Worley will coordinate with JEA's distribution engineer for a smoother transition between substation and UG scope of work. A conduit schedule will be developed for all new conduits required. JEA will provide the cable schedule at 30% checkpoint.
4. Grounding - Calculation and design drawings including details will be developed for grounding required to accommodate the new breaker and steel equipment. Additionally, the scope includes redraw of the grounding plan drawing based on final ground grid layout from (CEDGS) grounding calculation model and historical JEA's drawings. Field verification if required will be by JEA.
5. Lightning Protection - Calculation and design drawings including details will be developed to provide lightning protection coverage for the new expansion.
6. AC/DC Calculation – Worley will evaluate the existing AC/DC station service system capacity to determine whether the existing AC/DC station service systems have adequate capacity to handle new installations or not. If it's determined that the existing AC/DC station service systems don't have adequate capacity, additional funding will be required if JEA desires to proceed with upgrading the existing AC/DC station service systems. Worley will be using SKM to perform these calculations. Additionally, the scope includes redraw of the low voltage AC/DC diagrams based on field verifications through visual inspection only and based on AC/DC engineering contents shown on the existing station drawings. Electrical point to point verification if required will be performed by JEA's testing contractor.
7. Engineering Drawings - All existing drawings modified will be placed on JEA construction drawing title blocks. At a minimum, the following will be provided by Worley for design checkpoints:
 - a. 10%



Fee Proposal
Engineering Services

Merrill Rd. 26kV Switchyard T1 Replacement, Two Feeder Additions, & Bus Switch Relocations

- i. Single Line
 - ii. Specification for Site Survey
 - iii. Specification for Geotechnical Investigation
 - b. 30%
 - i. Demolition Drawings
 - ii. Site Plan
 - iii. General Arrangement Plan
 - iv. Electrical Plan
 - v. Electrical Sections
 - vi. Preliminary Foundation Plan
 - vii. Preliminary T1 Foundation Retrofit Design
 - viii. Preliminary T1 Oil Containment Design
 - ix. Preliminary Conduit Plan (cable schedule to be provided by JEA during 30% checkpoint)
 - x. Preliminary Grounding Plan/Calc
 - xi. Preliminary Low Voltage Design (using SKM software)
 - c. 90%
 - i. Demolition Drawings
 - ii. Cover sheet
 - iii. Finalized Foundation Plan and Detail
 - iv. Finalized T1 Foundation Retrofit Design
 - v. Finalized T1 Oil Containment Design
 - vi. Finalized Conduit Plan, Detail, Fill Calcs, & Schedule
 - vii. Finalized Grounding Plan, Detail, & Calc Report
 - viii. Finalized Low Voltage Design (with metering CT for the back-up AC source)
 - ix. Cable Schedule
 - x. Finalized Bill of Materials
 - xi. Specific instructions and Construction Specifications Document
 - d. IFC
 - e. As-builts
8. Substation Structural Packager Drawings Review and Coordination – Worley will review and recommend approval of vendor provided drawings, calculations, and documents. Worley assumes one (1) review cycle in the base price, but additional review cycles can be added upon request.
9. Meetings – Worley will schedule the 10%, 30%, and 90% checkpoints virtual meetings.
10. Engineering Assistance During Construction – Worley will provide up to 50 hours of assistance during the construction phase of the project on an as-requested basis. This will include pre-construction meetings and one (1) on-site visits for questions and/or clarifications on design submittals. Review of Concrete Mix Design included.

Not included in Scope:



Fee Proposal Engineering Services

Merrill Rd. 26kV Switchyard T1 Replacement, Two Feeder Additions, & Bus Switch Relocations

1. Relaying & Metering scope – All Protection and Control (P&C) relaying and metering scope will be handled by JEA.
2. Worley assumes that field investigations and photos from field walkdowns will be provided by JEA.
3. Generation of steel structure calculations, steel structure details, steel general arrangement, anchor bolt plan and details, and material list.
4. Roadway & Surfacing Plans, Grading & Drainage Plans, E&S Plans, and Fencing Plans.
5. Worley scope of work will be limited to outdoor equipment only. No design modification is expected inside the control building from a substation Physical/Electrical standpoint and all design activities required inside the control building are assumed to be completed by JEA.
6. The demarcation point of the 26kV conduits scope will be at the substation fence or up to 5 feet beyond fence line. Worley will provide design inside the substation and JEA's distribution group will be responsible for any scope outside the substation fence.
7. Worley assumes that existing transformer T1 conduits within the substation will be reused.

Deliverables

1. A complete set of civil and electrical design drawings will be provided to JEA for construction in MicroStation Connect .DGN files and PDF; scalable to 11" x 17" and 24" x 36" including a PDF of the complete drawing set combined.
2. Electronic files of applicable studies and calculations (Grounding, Lightning, AC/DC Studies).

Assumptions & Clarifications

1. JEA will provide a complete cable schedule detailing the type and size of all required CT, VT, AC/DC Power, and control cabling for the project. Worley will populate cable lengths and routing onto the cable schedule. The Scope of Work otherwise does not include any Protection & Controls (P&C) activities by Worley. Cable schedule to be provided by JEA during 30% checkpoint.
2. All new cables not included in JEA's P&C scope of work will be designed by Worley. Worley will coordinate with JEA's P&C group to identify these cables during 90% design stage.
3. Worley assumes that JEA will provide information regarding any existing subsurface utility before designing/routing new UG cables or performing additional surveys.
4. Worley assumes that JEA will provide required existing drawings in native CAD format, and that the scope changes will be depicted by modifying the provided existing drawings. The scope does not include time for developing required missing drawings.
5. Worley assumes that the following data will be provided by JEA to perform grounding study.
 - a. JEA's design fault current report to be used for the ground study, with maximum fault current value, desired future margin, fault clearing time, and system X/R ratio



Fee Proposal
Engineering Services

Merrill Rd. 26kV Switchyard T1 Replacement, Two Feeder Additions, & Bus Switch Relocations

- b. Latest versions of all existing station ground grid drawings
 - c. Existing ground study report (if available)
 - d. Current grounding standards and reference drawings
6. All calculations are prepared for Worley's internal record and there will not be any official submission of the formal calculation report.
 7. Worley have not included any hours for illumination design or lighting study.
 8. Worley will use SKM for the LV calculations and provide calculation reports. Native files will be provided to JEA at the completion of the project.
 9. Since site modifications will be held to a minimum, Worley does not anticipate any stormwater analysis will be required.
 10. Worley assumes landscaping of the site and proximity will not warrant any upgrades.
 11. Since this is an existing facility and the limits of disturbance will be less than one (1) acre, Worley assumes no permitting will be required for this work.
 12. Worley assumes there are no contaminants on-site and there are no below-grade facilities that will affect anticipated design and construction.
 13. Budget for construction support and as-built drawings are only an allowance. We have estimated about 130 hours for this activity.
 14. Worley will use our subcontract partners to perform the survey and geotechnical investigations. The current budget estimated is only an allowance and may need adjustment based on the extent of site investigations needed.

Schedule

Worley anticipates the below preliminary schedule for the project.

Task	Date	Details
Notice to Proceed	04/22/24	Contract award
Kickoff	04/25/24	Kickoff meeting
10% IFR	06/14/24	Modified single line drawing
10% IFR review comments	06/21/24	JEA to provide comments on 10% IFR package
30% IFR	08/14/24	SLD/Plan view/Sections/Foundation plan/Grounding plan



Fee Proposal
Engineering Services

Merrill Rd. 26kV Switchyard T1 Replacement, Two Feeder Additions, & Bus Switch Relocations

30% IFR review comments	08/21/24	JEA to provide comments on 30% IFR package
90% IFR	11/25/24	Final review package to include all project drawings and specifications.
90% IFR review comments	12/02/24	JEA to provide comments on 90% IFR package
100% IFC	12/16/24	Final construction package to include all project drawings and documents.

Worley will coordinate with JEA on the proposed 10%, 30%, 90% and 100% design submission dates.

Fee Proposal

Price Structure and Terms & Conditions

Worley proposes to perform this work on a time and expense not to exceed (T&E NTE) basis under the terms and conditions stipulated in the Transmission and Substation General Engineering Services Contract 11242.

Expenses are proposed as pass through reimbursable for travel and other direct receipt expenses (e.g. wood stakes, marking paint, etc.) on an as-needed basis if or when JEA requests travel events.

Task	Price
Vendor package review	\$6,633
Site investigations (Specifications, Review etc.)	\$34,005
Drawings (Physical/Electrical)	\$71,250
Drawings (Civil/structural)	\$41,675
Calculations (Physical/Electrical)	\$60,715
Calculations (Civil/structural)	\$9,653
Project Management, Meetings, coordination, Site Visit, QA/QC, Design review	\$31,349
<i>Engineering Total</i>	<i>\$255,280</i>
Geotech investigations and utility survey (Only allowance)	\$26,500
Estimated Expenses	\$2000
Construction Support and as-builts (Only allowance)	\$25,032
<i>Grand Total</i>	<i>\$308,812</i>



Fee Proposal
Engineering Services

Merrill Rd. 26kV Switchyard T1 Replacement, Two Feeder Additions, & Bus Switch Relocations

Please feel free to contact our office with any questions. We look forward to a successful relationship with JEA and thank you for the opportunity to provide our services to your company.

Sincerely,

Gireesh Nair

Portfolio Director, Worley.

Appendix B - Bid Forms
1411786846 (IFB) JEA NGS N01 Grid Floor Refractory Hydro-Demolition

Submit the Response via electronic pdf in accordance with the procedures in the solicitation

Company Name: Vecta Environmental Service, LLC.

Company's Address: 2036 Imeson Rd. Jacksonville, FL 32220

License Number: M22000016351

Phone Number: 904-551-3874 FAX No: _____ Email Address: wilbur.wright@vectaenvironmental.com

BID SECURITY REQUIREMENTS

- ☒ None required
☐ Certified Check or Bond Five Percent (5%)

TERM OF CONTRACT

- ☐ One Time Purchase
☐ Term - Five (5) Years w/Two (2) – 1Yr Renewals
☒ Other, Specify - Project Completion

SAMPLE REQUIREMENTS

- ☒ None required
☐ Samples required prior to Bid Opening
☐ Samples may be required subsequent to Bid Opening

SECTION 255.05, FLORIDA STATUTES CONTRACT BOND

- ☒ None required
☐ Bond required 100% of Bid Award

QUANTITIES

- ☐ Quantities indicated are exacting
☒ Quantities indicated reflect the approximate quantities to be purchased Throughout the Contract period and are subject to fluctuation in accordance with actual requirements.

INSURANCE REQUIREMENTS

Insurance required

PAYMENT DISCOUNTS

- ☒ 1% 20, net 30
☐ 2% 10, net 30
☐ Other _____
☐ None Offered

Item No.	ENTER YOUR BID FOR THE FOLLOWING DESCRIBED ARTICLES OR SERVICES:	BID PRICE
1	Mobilization	\$0.00
2	Refractory Hydro-Demolition	\$ \$321,786.85
3	Total Bid Price	\$ \$321,786.85


☒ I have read and understood the Sunshine Law/Public Records clauses contained within this solicitation. I understand that in the absence of a redacted copy my proposal will be disclosed to the public "as-is".

BIDDER CERTIFICATION

By submitting this Bid, the Bidder certifies that it has read and reviewed all of the documents pertaining to this Solicitation, that the person signing below is an authorized representative of the Bidding Company, that the Company is legally authorized to do business in the State of Florida, and that the Company maintains in active status an appropriate contractor's license for the work (if applicable). The Bidder also certifies that it complies with all sections (including but not limited to Conflict Of Interest and Ethics) of this Solicitation.

We have received addenda

1 through 1


Handwritten Signature of Authorized Officer of Company or Agent

7/29/24
Date

Donald Hooper Branch Manager
Printed Name and Title

GENERAL

THE MINIMUM QUALIFICATIONS SHALL BE SUBMITTED ON THIS FORM. IN ORDER TO BE CONSIDERED A QUALIFIED BIDDER BY JEA YOU MUST MEET THE MINIMUM QUALIFICATIONS LISTED BELOW, AND BE ABLE TO PROVIDE ALL THE SERVICES LISTED IN THIS SOLICITATION.

THE BIDDER MUST COMPLETE THE BIDDER INFORMATION SECTION BELOW AND PROVIDE ANY OTHER INFORMATION OR REFERENCE REQUESTED. THE BIDDER MUST ALSO PROVIDE ANY ATTACHMENTS REQUESTED WITH THIS MINIMUM QUALIFICATIONS FORM.

BIDDER INFORMATION

COMPANY NAME: Vecta Environmental Service, LLC.

BUSINESS ADDRESS: 2036 Imeson Rd.

CITY, STATE, ZIP CODE: Jacksonville, FL 32220

TELEPHONE: 904-551-3874

FAX: _____

E-MAIL: wilbur.wright@vectaenvironmental.com

PRINT NAME OF AUTHORIZED REPRESENTATIVE: Wilbur Wright

SIGNATURE OF AUTHORIZED REPRESENTATIVE: Wilbur Wright

TITLE OF AUTHORIZED REPRESENTATIVE: Account Manager

MINIMUM QUALIFICATIONS:

Respondent must meet the following Minimum Qualifications to be considered eligible to have its Response evaluated by JEA. Respondent must complete and submit the Minimum Qualification Form provided in this Solicitation. Respondents that are working or have worked for JEA in the past 2 years involving similar work must submit JEA as a reference. JEA reserves the right to ask for additional back up documentation or additional reference projects to confirm the Respondent meets the requirements stated above.

JEA will reject Responses from Respondents not meeting all of the following Minimum Qualifications:

- I. The Respondent must have successfully self-performed similar work preceding the Response Due Date.
 - II. Any Respondent whose contract with JEA was terminated for default within the last two years shall have its Response rejected.
- Bidder shall have completed or be in the process of performing two (2) similar contracts within the last 5 years. A similar contract is considered to be automated removal of refractory lining in an industrial environment of similar size and scope as outlined in the Appendix A Technical Specifications with a contract value of at least \$250,000. JEA will evaluate the submitted projects and evaluate in JEA's sole discretion if the Bidder is qualified to perform the work.

Please provide the reference verification information requested below pertaining to this contract.

1. REFERENCE

Reference Name NASA Side Flame Deflectors Refractory Removal

Reference Phone Number 863-595-0961

Reference Company Name Reintjes Services

Address of Work NASA Kennedy Space Center Pad B Road, Kennedy Space Center, FL 32899

Reference E-Mail Address mike.buyes@reintjesservices.com

Dates of Work/\$ Amount 221,680.00 8-15-2019

Description of Work Hydro-demolition 12" to 18" of refractory from to flame deflectors
That were approximately 2800 Square Feet

2. REFERENCE

Reference Name Kevin Louviere

Reference Phone Number 225-324-6281

Reference Company Name Atalco

Address of Work 111 Highway 61 Gramercy, LA

Reference E-Mail Address kevin.louviere@aralco.com

Dates of Work/\$ Amount March 15, 2022 225,781.23

Description of Work Automated Hydro Demolition of a Concrete Pad
Approximaetly 2000 sq foot pad 6" to 9' thick

LIST OF SUBCONTRACTORS

JEA Solicitation Number 1411786846 requires certain major Subcontractors be listed on this form, unless the work will be self-performed by the Company.

The undersigned understands that failure to submit the required Subcontractor information on this form will result in bid rejection, and the Company agrees to employ the Subcontractors specified below: (Use additional sheets as necessary)

Note: This list of Subcontractors shall not be modified subsequent to bid opening, without a showing of good cause and the written consent of JEA.

Type of Work	Corporate Name of Subcontractor	Subcontractor Primary Contact Person & Telephone Number	Subcontractor's License Number (if applicable)	Percentage of Work or Dollar Amount
Automation	FS Solutions	Christopher Unger 803-915-6772		33,560.45

Signed: Wilbur Wright

Company: Vecta Environmental Service, LLC.

Address: 2036 Imeson Rd. Jacksonville, FL 32220

Date: _____

LIST OF JSEB SUBCONTRACTORS

The following JSEB Subcontractors will be utilized in fulfilling the terms and conditions of a Project Authorization arising from award of JEA ¹⁴¹¹⁷⁸⁶⁸⁴⁶. I (We) the undersigned understand that failure to submit said information will result in bid rejection. I (We) will employ the JSEB Subcontractors specified below: (Use additional sheets as necessary)

Class of Work (Category) Dollar Amount	Name of JSEB Contractor (Indicate below)	Percentage of Total Job or

Signed: _____

Company: _____

Address: _____

Date: _____

Note: This list shall not be modified subsequent to bid opening without a showing of good cause and the written consent of the JEA.

Construction Schedule

Equipment to be used:

2-605 HHP 20,000 PSI Pumps W/ Hoses and Spare Parts

2 – Aquajet Ergo Systems Link provided [Aquajet hydrodemolition equipment \(youtube.com\)](https://www.youtube.com/watch?v=UW3333333333)

W/Spare parts

1 – Air Machine

Timeline of Events:

1st Day Set up drainage and cover Plenum, set up Ergo systems, 1 on each end of boiler. We will be running 2 systems at same time. Will start running full by nightshift. (1 Day)

We estimate that we will get approximately 6 sq ft to 8 sq feet per hour per unit.

$$6 \text{ sq ft} \times 12\text{-hour shift} = 72 \text{ sq ft} \times 2 \text{ units} = 144 \text{ Sq foot per shift} \times 10 \text{ Shifts} = 1440 \text{ Sq feet}$$

By the end of day shift on the 6th day we anticipate being finished blasting.

Nightshift on the 6th day will vacuum out the boiler and take all items out of plenum.

Dayshift on the 7th day will break down Ergo Units and Pumps and turn the boiler over to JEA.

Exhibit 2	Vice President (PM)	Vice President (Technical/ QA-QC)	Associate Vice President	Senior Associate (Co-PM)	Senior Associate (Process)	Senior Associate (Electrical)	Senior Associate (Structural)	Senior Associate (I&C)	Associate (Process)	Associate (I&C and other)	Senior Principal Engineer	Principal Engineer	Engineer	Assistant Engineer	Principal Designer	Secretary / Office Support	Generic Allowance Rate	Wright Pierce	Four Waters	Alpha Envirotech Consulting, Inc.	GM Hill	Smith Surveying Group	GAI	Expenses	HOURS/ TASK	TOTAL FEE/ TASK
TASK	\$ 310	\$ 310	\$ 285	\$ 275	\$ 275	\$ 275	\$ 275	\$ 275	\$ 225	\$ 225	\$ 185	\$ 165	\$ 140	\$ 127	\$ 165	\$ 115	\$ 200									
1 PROJECT MANAGEMENT																										
1.1 Prepare scope and work plan	8			8									24					960							40	\$ 9,000.00
1.2 Prepare monthly invoices, progres	8			30												12		3,840							50	\$ 15,950.00
1.3 Attend kick-off, EOR review scope	8			16	8								8	16				1,430							56	\$ 13,662.00
1.4 Weekly call with JEA and Hazen	96			144									24					5,520							264	\$ 78,240.00
1.5 Coordinate with JEA throughout p	136			96									96					8,400							328	\$ 90,400.00
1.6 Manage sub-consultants				48														2,880							48	\$ 16,080.00
1.7 Develop SharePoint Site Expenses				2									4			4								500	10	\$ 1,570.00
																										\$ 500.00
TASK 1 LABOR FEE	\$ 79,360	\$ -	\$ -	\$ 94,600	\$ 2,200	\$ -	\$ -	\$ -	\$ -	\$ -	\$ -	\$ -	\$ 21,840	\$ 2,032	\$ -	\$ 1,840	\$ -	\$ 23,030	\$ -	\$ -	\$ -	\$ -	\$ -	\$ 500		\$ 225,402.00
TASK 1 HOURS	256	0	0	344	8	0	0	0	0	0	0	0	156	16	0	16	0							-	796	
TASK 1 LUMP SUM																										\$ 225,402.00
2 DATA COLLECTION, ASSESSMENT, AND EVALUATION																										
2.1 Review and summarize data	4	4		8	8	4	2	4	8	8		8	16					1,360	3,770						74	\$ 21,920.00
2.2 Conduct site visit	4			4	8				8			8						3,680						2,000	32	\$ 13,340.00
2.3 Define flows, loads, PF, create TM	12	14		32	60							120						3,760						1,500	238	\$ 58,420.00
2.4 BioWin Modeling	4	16		14	84							172												1,500	290	\$ 63,030.00
2.5 Determine reject storage plan	12			16								20						13,240						1,000	48	\$ 25,660.00
2.6 Determine influent PS plan	18	4		36	36													19,944						500	94	\$ 47,064.00
2.7 Determine biosolids options	22	22		36	80				104		216		124		84									1,500	688	\$ 141,620.00
2.8 Define site planning/phasing, liqui Expenses	22	24		36	56				72			156			84			1,120	27,255		15,000		20,000	3,000	450	\$ 161,735.00
TASK 2 LABOR FEE	\$ 30,380	\$ 26,040	\$ -	\$ 50,050	\$ 91,300	\$ 1,100	\$ 550	\$ 1,100	\$ 43,200	\$ 1,800	\$ 39,960	\$ 79,860	\$ 19,600	\$ -	\$ 27,720	\$ -	\$ -	\$ 43,104	\$ 31,025	\$ -	\$ 15,000	\$ -	\$ 20,000	\$ 11,000		\$ 532,789.00
TASK 2 HOURS	98	84	0	182	332	4	2	4	192	8	216	484	140	0	168	0	0							-	1,914	
TASK 2 LUMP SUM																										\$ 532,789.00
3 BASIS OF TECHNICAL MEMORANDA																										
3.1 Prepare TM	80	64	24	162	196	40	64	16	296	144	40	360	176	24	228			108,570	29,300	7,500	57,050	99,150			1,914	\$715,608.00
3.2 Attend 2 in-person meetings	8			16	8				8	16			40					4,600						2,000	96	\$ 26,680.00
3.3 Prepare draft TM, submit	16	16		40	24	16	16	4	40	40		120	80		40	16		45,970	6,735						468	\$ 147,565.00
3.4 Attend in person review meeting	4			8	8				8	8			8					6,480	2,625					2,000	44	\$ 21,465.00
3.5 Prepare meeting minutes, submit Expenses	2			2						2		2	6												14	\$ 2,790.00
TASK 3 LABOR FEE	\$ 34,100	\$ 24,800	\$ 6,840	\$ 62,700	\$ 64,900	\$ 15,400	\$ 22,000	\$ 5,500	\$ 79,200	\$ 47,250	\$ 7,400	\$ 79,530	\$ 43,400	\$ 3,048	\$ 44,220	\$ 1,840	\$ -	\$ 165,620	\$ 38,660	\$ 7,500	\$ 57,050	\$ 99,150		\$ 4,000		\$914,108.00
TASK 3 HOURS	110	80	24	228	236	56	80	20	352	210	40	482	310	24	268	16	0							-	2,536	
TASK 3 LUMP SUM																										\$914,108.00
MISC ALLOWANCE																										\$ 450,000.00
ALLOWANCE FOR PRELIMINARY EFFLUENT MANAGEMENT STUDY Expenses																										\$ 300,000.00
TOTAL PROJECT LABOR FEE	\$ 143,840	\$ 50,840	\$ 6,840	\$ 207,350	\$ 158,400	\$ 16,500	\$ 22,550	\$ 6,600	\$ 122,400	\$ 49,050	\$ 47,360	\$ 159,390	\$ 84,840	\$ 5,080	\$ 71,940	\$ 3,680	\$ -	\$ 231,754	\$ 69,685	\$ 7,500	\$ 72,050	\$ 99,150	\$20,000	\$ 15,500		\$2,422,299.00
TOTAL PROJECT HOURS	464	164	24	754	576	60	82	24	544	218	256	966	606	40	436	32	0							-	5,246	
TOTAL PROJECT																										\$2,422,299.00



Hazen and Sawyer
7751 Corporate Center Pkwy., Suite 110 • Jacksonville, FL 32256 • 904.296.1503

June 26, 2024

Via Email

Maria A. Betancur, PE
JEA
225 N. Pearl St.
Jacksonville, FL 32202

**Re: JEA Northwest WRF
Scope of Work (Final 6-26-2024)**

Dear Ms. Betancur:

Please find enclosed our final scope and fee dated June 26, 2024 for the above referenced project. Thank you for the opportunity to serve the JEA on this important project. If you have any questions or need any additional information, please do not hesitate to contact me.

Very Truly Yours,
Hazen and Sawyer

A handwritten signature in blue ink, appearing to read "AD", with a long, sweeping horizontal line extending to the right.

Andre Dieffenthaller, PE
Vice President

Enclosure

C: Samuel Ramirez, PE / JEA; Caitlin Klug, PE / Hazen

Statement of Work (SOW) – FINAL

Northwest WRF

June 26, 2024

Project Description

This project consists of the design, permitting and construction administration of a 2 MGD advanced water reclamation facility (WRF) including biosolids processing, new influent pipelines, and a deep disposal well in JEA's NW service area. It also includes the design and development of a Master Development Plan for the total build out of the plant site that will be no less than 9 MGD, total build out capacity to be determined. The project will be delivered in three phases:

1. Phase 1: Preliminary Basis of Technical Memoranda
2. Phase 2: Detailed Design
3. Phase 3: Post-Design Services

This document defines the Phase 1 Scope of Work, Schedule and Fee for the Project. This phase will confirm the major project components that will be incorporated into the basis of design, which will be developed in further detail in subsequent phases. Separate scopes of work will be prepared for the subsequent phases.

Phase 1 includes:

- 1. Preliminary Recommendations for Short and Long Term Implementation**
 - a. Design flows and loads.
 - b. BioWin model
 - c. Reject storage strategy
 - d. Onsite influent pump station
 - e. Biosolids
 - f. Overall site planning / phasing.
- 2. Basis of Technical Memoranda Documents**
 - Preliminary concepts and schematics
 - Preliminary design criteria for Northwest WRF
 - Preliminary schedule and cost estimates

Project Milestone and Goals

This list summarizes the main milestones and deliverables for each of the main tasks/activities.

MILESTONE 1 – DATA COLLECITON AND ASSESSMENT

1. Summary of Data
2. Design flows and loads technical memorandum
3. BioWin Modeling technical memorandum
4. Reject storage plan technical memorandum
5. Influent pump station technical memorandum
6. Biosolids technical memorandum
7. Site planning / phasing technical memorandum

MILESTONE 2 – BASIS OF TECHNICAL MEMORANDA DOCUMENTS

1. Preliminary Hydraulic Profile
 - 1.1. Proposed Hydraulic Profile (2 MGD)
 - 1.2. Future Hydraulic Profile (≥ 9 MGD)
2. Mechanical Equipment Concepts
 - 2.1. Summary of major equipment
 - 2.2. Preliminary Design Criteria
3. Civil
 - 3.1. Yard Piping
 - 3.2. Site Survey and Project Basemap
 - 3.3. Site Development Constraints
 - 3.4. Conceptual Site Plan (For Phase 1 only and Master Development Plan Draft)
4. Architectural
 - 4.1. Functional Space Analysis
 - 4.2. Schematic Plans
 - 4.3. Concepts and Systems
5. Electrical
 - 5.1. Main Power Supply and Distribution
6. Geotechnical
 - 6.1. Site Data Research
 - 6.2. Preliminary Borings
7. HVAC Systems
 - 7.1. Preliminary Design Criteria
8. I&C Systems
 - 8.1. Preliminary Process Control Philosophy
 - 8.2. Communication and Security Requirements
9. Plumbing and Fire Protection
 - 9.1. Preliminary Design Criteria
10. Structural Systems
 - 10.1. Preliminary Design Criteria
11. Construction cost estimate
 - 11.1. Construction cost estimate with explanation of any adjustments to prior estimate
12. Permitting
 - 12.1. List of anticipated regulatory agency approvals and permits
 - 12.2. Summary of permitting requirements
 - 12.3. Permitting Matrix including schedule / approximate need by date
13. Implementation Plan
 - 13.1. Preliminary Schedule
 - 13.2. Potential Early Works Packages

SOW (Tasks 1 through 4)

TASK 1 – PROJECT MANAGEMENT

1. Prepare scope of service and a work plan with timeline milestone dates.
2. Prepare monthly invoices and submit project progress update.
3. Attend in-person Kick-off meeting. EOR will review the scope, finalize schedule requirements, and submit the data request memorandum.
4. Conduct weekly Conference Call with JEA PM and Hazen PM, up to 12 months.
5. Coordinate with Project Managers/Stakeholders from JEA throughout the project via virtual meetings, share site, email and phone conversations to respond to questions, provide regular project updates, and discuss planning activities and other project requirements.
6. Manage the sub-consultants and conduct monthly conference calls with the internal team to coordinate activities and work effort.
7. Develop a SharePoint site or other web-based site to transfer files, provide project updates, track schedules, and exchange information throughout the project duration.

TASK 2 – DATA COLLECTION AND ASSESSMENT

JEA will assist EOR in collecting and gathering the information listed within this Task and Milestone 1.

1. Review and summarize the received data.
2. Conduct one site visit up to four hours to document existing conditions.
3. Define design flows, loads and peaking factors.
 - 3.1. Flows
 - 3.1.1. Review JEA-provided population and flow projections for the Northwest Service Area.
 - 3.1.2. Confirm flows, planning period and build out date including a high level review of potential future developments.
 - 3.1.3. One meeting with City of Jacksonville to discuss the service area.
 - 3.1.4. One meeting with JEA Planning to discuss information received from COJ.
 - 3.1.5. Confirm flow peaking factors from the previous phase based on a review of data from other JEA/representative facilities and update as required.
 - 3.2. Loads
 - 3.2.1. Review and analyze concentration data and Project Scoping Statement for Northwest. No additional sampling will be conducted.
 - 3.2.2. Confirm loads and assumptions for load peaking factors and update as required based on representative water quality in this/nearby JEA service areas and nationwide experience from similar utilities. Specific activities to confirm the loads and assumptions will include:
 - 3.2.2.1. Review available/already summarized data from other representative JEA facilities for concentrations and load peaking factors.
 - 3.2.2.2. Develop an influent loading summary of existing JEA facilities (i.e. lbs BOD/mgd, lbs TKN/mgd, etc.) for comparison to industry standard values.
 - 3.2.2.3. Review of recently constructed WW treatment facilities influent concentrations for representative new systems for comparison to the aforementioned evaluations.

- 3.2.2.4. Review available industrial discharge information from District II.
 - 3.2.3. Coordinate with JEA FOG department (one meeting) and JEA Planning / O&M for potential industrial contribution (one meeting).
 - 3.2.4. Meet virtually to review findings and confirm agreed upon values.
- 3.3. Design Flows and Loads Technical Memorandum
 - 3.3.1. Summarize the engineering design services completed in this subtask with associated attachments, calculations, and back-up data in a draft TM. JEA will provide written review comments.
 - 3.3.2. Submit final TM based on JEA's written comments received.
- 4. BioWin Modeling
 - 4.1. Develop preliminary BioWin model to include selected flow and loads.
 - 4.2. Create initial mass balances.
 - 4.3. Create sludge production estimates for solids handling process sizing.
 - 4.4. Meet virtually to review findings.
 - 4.5. BioWin Modeling Technical Memorandum
 - 4.5.1. Summarize the engineering design services completed in this subtask with associated attachments, calculations, and back-up data in a draft TM. JEA will provide written review comments.
 - 4.5.2. Submit final TM based on JEA's written comments received.
- 5. Determine short and long term plan for reject storage requirements and configuration.
 - 5.1. Confirm reject options and design flows, prepare high level schematics and summarize pros and cons. Anticipated options include:
 - 5.1.1. GST (dual purpose – reject and reclaimed storage)
 - 5.1.2. GST (reject only)
 - 5.1.3. Lined Ponds
 - 5.2. Meet virtually with JEA to agree upon options which will move forward in screening and drivers.
 - 5.3. Develop Class 5 cost, schedule and recommendation.
 - 5.4. Reject Storage Technical Memorandum
 - 5.4.1. Summarize the engineering design services completed in this subtask with associated attachments, calculations, and back-up data in a draft TM. JEA will provide written review comments. This task does not include detailed drawings.
 - 5.4.2. Attend a review virtual meeting to review JEA's questions and comments.
 - 5.4.3. Submit final TM based on JEA's written comments received.
- 6. Determine short and long term need for influent pump station.
 - 6.1. Review JEA-provided master lift station plan for the Northwest Service Area.
 - 6.2. Identify advantages and disadvantages of an onsite influent pump station does NOT include impacts/upgrades needed for both JEA or private wastewater assets.
 - 6.3. Develop Class 5 cost (capital and O&M) including odor control, screening, ability to bypass, two wetwells for redundancy and develop preliminary schedule.
 - 6.4. Meet virtually to review findings.
 - 6.5. Influent Pump Station Technical Memorandum

- 6.5.1. Summarize the engineering design services completed in this subtask with associated attachments, calculations, and back-up data in a draft TM. JEA will provide written review comments. This task does not include detailed hydraulic system modeling or detailed drawings.
- 6.5.2. Submit final TM based on JEA's written comments received.
- 7. Determine biosolids options.
 - 7.1. Desktop review of the following options, assuming Buckman RMF has adequate capacity:
 - 7.1.1. Phase 1 Capacity
 - 7.1.1.1. Pumping biosolids to Buckman RMF.
 - 7.1.1.2. Pumping biosolids to District 2 WRF (capacity of aerated sludge storage tanks, sludge pump station, pipeline to Buckman).
 - 7.1.1.3. Trucking 1-2% biosolids to Buckman RMF.
 - 7.1.1.4. Dewatering using centrifuges then trucking thickened biosolids to Buckman RFM.
 - 7.1.2. Buildout Capacity
 - 7.1.2.1. Pumping biosolids to Buckman RMF.
 - 7.1.2.2. Pumping biosolids to District 2 WRF (capacity of aerated sludge storage tanks, sludge pump station, pipeline to Buckman).
 - 7.1.2.3. Trucking 1-2% biosolids to Buckman RMF.
 - 7.1.2.4. Dewatering using centrifuges then trucking thickened biosolids to Buckman RFM. Basis of design for centrifuge layout will be the Blacks Ford WRF.
 - 7.2. Identify advantages and disadvantages of the four alternatives within each phase.
 - 7.3. Develop Class 5 cost (capital and O&M) and schedule.
 - 7.4. Meet virtually to review findings.
 - 7.5. Biosolids Technical Memorandum
 - 7.5.1. Summarize the engineering design services completed in this subtask with associated attachments, calculations, and back-up data in a draft TM. JEA will provide written review comments. This task does not include detailed drawings.
 - 7.5.2. Submit final TM based on JEA's written comments received.
- 8. Define site planning / phasing (proposed and future), liquid and biosolid processes.
 - 8.1. Establish boundary conditions for planning purpose to include redundancy / reliability criteria, regulatory considerations, energy considerations, and effluent quality.
 - 8.2. Meet in-person with JEA to discuss and obtain buy-in on the boundaries.
 - 8.3. Develop conceptual site layouts (Master Development Plan) for phasing and ultimate build out of both liquid and solids processing facilities with the WRF site. Cost estimates will not be included as part of this task. Limited to existing conceptual layout and two alternative layouts. Layout will be limited to one drawing per alternative (three total). Conceptual site layout will include onsite utilities access road, water, wastewater, electrical, and fiber. Coordinate with JEA and City of Jacksonville to confirm the requirements for offsite utilities to the site, including roadway(s), water, wastewater, electrical, and fiber.
 - 8.4. Meet in-person with JEA to discuss and approve layouts.
 - 8.5. Site Planning / Phasing Technical Memorandum
 - 8.5.1. Summarize the engineering design services completed in this subtask with associated attachments, calculations, and back-up data in a draft TM. JEA will provide written review comments. This task does not include detailed drawings.

8.5.2. Submit final TM based on JEA's written comments received.

TASK 3 – BASIS OF TECHNICAL MEMORANDA

This task will complete the following activities with the goal of achieving Milestone 2.

1. Prepare and submit SDD which includes the following activities:
 - 1.1. Preliminary Hydraulic Profiles
 - 1.1.1. Develop Hydraulic Profiles under the following scenarios:
 - 1.1.1.1. Proposed Design Flows: AADF and PHF
 - 1.1.1.2. Future Design Flows: AADF and PHF (through 2045)
 - 1.2. Mechanical Equipment Concepts (liquid, biosolids, deep disposal well surface facilities)
 - 1.2.1. Select major equipment and quantities.
 - 1.2.2. Determine JEA's requirements for blowers, pumps, valves, and other mechanical components.
 - 1.2.3. Summarize major unit process design criteria for selected processes.
 - 1.2.4. Process Flow Diagram
 - 1.3. Yard Piping
 - 1.3.1. Determine preliminary placement of yard piping (major process pipes).
 - 1.3.2. Determine requirements for crossings to avoid existing utilities or infrastructure if applicable.
 - 1.3.3. Determine requirements for minimum setbacks crossings to constructability conflicts with existing utilities or infrastructure.
 - 1.4. Site Survey
 - 1.4.1. Conduct site survey as follows
 - 1.4.1.1. Hazen will obtain detailed topographic surveys of the Northwest WRF site to aid in this design. Surveys will obtain topographic elevations; location of all bore locations in accordance with geotechnical service flags; location, size, and material of piping and manholes, and inverts of all existing storm drainage, sanitary sewers and electrical within the area to be surveyed; location and ID of all aboveground utility information, such as water, power, communications, etc.; vertical elevation information will be collected for the edge of pavement as well as the centerline. Previously completed survey will be used as well. See proposal from subconsultant in Appendix A.
 - 1.4.1.2. All survey data collection and electronic files will be referenced and oriented to the specified coordinate system below.
 - Referenced Horizontal Datum: North American Datum of 1983 (NAD 83)
 - Referenced Vertical Datum: North American Vertical Datum (NAVD 88)
 - 1.4.1.3. Hazen will provide JEA with an electronic copy of the survey.
 - 1.4.1.4. Wetlands if found will need to be delineated under an allowance item.
 - 1.4.2. Develop Base Map
 - 1.5. Site Development Constraints
 - 1.5.1. Identify Site Development Constraints.
 - 1.5.1.1. Establish Duval County site development requirements.
 - 1.5.1.2. Confirm limits of flood plain and project impacts.
 - 1.5.1.3. Attend in-person meeting with County permitting department to understand permitting requirements.

- 1.6. Conceptual Site Plan
 - 1.6.1. Develop conceptual site plan for this Phase.
 - 1.6.2. Develop concept for onsite access road.
 - 1.6.3. Define stormwater requirements.
- 1.7. Architectural
 - 1.7.1. Functional Space Analysis
 - 1.7.1.1. Define the basic architectural concept and renderings in conjunction with JEA. This includes the sizing and requirements of the operations and maintenance buildings.
 - 1.7.2. Schematic Plans
 - 1.7.2.1. Establish preliminary routes for access and egress.
 - 1.7.2.2. Establish non-process building requirements.
 - 1.7.3. Concepts and Systems
 - 1.7.3.1. Describe the architectural concept and related major aesthetic and functional considerations.
 - 1.7.3.2. Outline major or special materials (e.g., roofing system, wall construction, doors, windows, furnishings, corrosion resistance, and sustainable materials).
- 1.8. Electrical
 - 1.8.1. Power Supply and Distribution
 - 1.8.1.1. Establish standards for voltages.
 - 1.8.1.2. Establish type of stand-by power source.
 - 1.8.1.3. Establish standards for local control/local disconnect requirements.
 - 1.8.1.4. Document overall electrical concepts and design criteria.
- 1.9. Wetland Delineation
 - 1.9.1. Hazen will provide as-needed environmental assistance including permit research, attending project meetings, addressing environmental concerns as they arise up to the agreed upon fee. See attached proposal from subconsultant in Appendix B .
- 1.10. HVAC Systems
 - 1.10.1. Determine JEA's requirements for heating, ventilation, and air conditioning (HVAC) features.
 - 1.10.2. Prepare written preliminary design criteria.
- 1.11. I&C Systems
 - 1.11.1. Determine JEA's preference for process control system philosophy, including level of operator attention and network requirements.
 - 1.11.2. Confirm instrument preferences and use of field bus technologies.
 - 1.11.3. Determine communication and Security requirements including CCTV.
 - 1.11.4. Document overall control philosophy and basic design criteria and considerations.
- 1.12. Plumbing and Fire Protection
 - 1.12.1. Determine overall requirements for sprinklers and fire protection water.
 - 1.12.2. Identify JEA's equipment supplier and plumbing piping requirements.
 - 1.12.3. Document sprinkler and fire protection design criteria and water needs.
- 1.13. Structural Systems
 - 1.13.1. Select structural systems for treatment process structures.
 - 1.13.2. Coordinate with the architect on the selection of structural systems.
 - 1.13.3. Define geotechnical information required for detailed design / final site investigation.

- 1.14. Construction cost estimate
 - 1.14.1.1. Develop cost estimate with explanation of any adjustments to prior estimate.
- 1.15. Permitting
 - 1.15.1. Develop list of anticipated regulatory agency approvals and permits, submittal requirements and timing on when to submit.
 - 1.15.2. Develop FM Global requirements.
 - 1.15.3. Attend up to 5 virtual Pre-application meetings (COJ Building Department, FDEP ERP, FDEP Wastewater, COJ 10-Set Group and TBD). No pre meeting with FM Global.
 - 1.15.4. Summarize permitting requirements.
- 1.16. Implementation Plan
 - 1.16.1. Develop preliminary implementation schedule for the design and construction.
 - 1.16.2. Review and recommend the appropriate construction delivery methodology.
 - 1.16.2.1. Identify preliminary components and number of potential early works package if there is a need for early procurement.
- 2. Attend 2 in-person progress meetings during the preparation of the above tasks to review status and questions related to tasks.
- 3. Prepare and submit a draft SDD for JEA's review.
- 4. Attend Basis of Technical Memoranda submittal in-person review workshop meeting. JEA is to provide written comments and drawing markups to the EOR. The EOR will provide a written response to all comments.
- 5. Prepare and submit meeting minutes. Minutes shall include review comments and responses.

Allowance

This task consists of an allowance for limited out-of-scope activities due to unforeseen or changed conditions. JEA will approve the work effort completed under Task 7 prior to the Company commencing activity. Please note the following regarding the allowance items:

- 1. No allowance funds will be utilized unless approval is received by JEA
- 2. To obtain JEA approval it is assumed the protocol will be similar to the 135-11 and 135-14 allowance utilization which includes JEA and Hazen agreeing to scope and fee [level of effort] prior to moving forward
- 3. If sufficient allowance funds are not available, the allowance task may need to be funded in an alternative manner.

Anticipated activities include but are not limited to:

- 1. Influent Pump Station Basis of Technical Memoranda
- 2. Wetland delineation
- 3. Offsite Utilities Basis of Technical Memoranda
- 4. Subsurface utility exploration
- 5. Collection system sampling
- 6. Unidentified meetings, additional meetings with JEA stakeholders to obtain input or other unplanned special meetings
- 7. Effluent management plan
- 8. Basis of Technical Memoranda of Expandable Ops and Maintenance Buildings

9. Solar Panel impact

Deliverable Formats

1. Draft and final technical memorandum in electronic format (PDF and MS WORD and EXCEL).
2. Opinion of Probable Construction Cost and VC (PDF and EXCEL Format) for 10%, 30%, 60%, 90% and 100% submittal
3. Calculations in EXCEL

Schedule

The scope of services as defined will begin within five business days after a written notice-to-proceed from the JEA. The anticipated duration of the Project is 12 months for Phase 1.

The 12 months for design shall accommodate 20 business day for JEA to review each of the following phases:

Technical Memoranda

Basis of Technical Memoranda

Appendix A – Survey Scope of Services



SMITH SURVEYING GROUP

June 07, 2024

Caitlin Klug, PE

Hazen and Sawyer

7751 Belfort Pkwy Suite 110

Jacksonville, FL 32256

RE: JEA NW WWTP Duval County, Florida Parcel (RE# 019619-0110) Topographic and Jurisdictional Wetlands Delineation Survey.

Dear Caitlin,

Pursuant to your request and on behalf of the firm, we are pleased to submit our proposal for our services on the above referenced project. We are confident that our survey product will be an asset to your design activities. Based on our Email conversations, a review of our records and a personal walk over of the site, we are pleased to offer the following scope of work and fee proposal for your review and approval:

SCOPE OF SERVICE:

1. Prepare a **Topographic Survey** of the proposed JEA NW WWTF (102 acres) See attachment. A combination of Lidar and conventional surveying methodology will be utilized for this project. Our survey effort will be shown on the project map furnished by Hazen and Sawyer Topo will be done on a nominal fifty foot grid and planimetric line work will be included. Final deliverable file will be AutoCad Civil 3d 2018 format. One foot contours and grid elevations to 25 feet will be included. Additionally the access easement will be included in the topographic survey. Client will provide access to the site.
2. Prepare a **Jurisdictional Wetland Delineation Survey**, location of all wetland flags will be done by Smith Surveying Group. **SSG** will locate the wetlands **one time**, once they have been approved by the **COE** and **SJRWMD**. The wetlands will be flagged by Alpha Envirotech Consulting. The fee will be based on \$1.85 per lineal foot, as measured from flag to flag, and the overall length will be determined upon completion of the wetland survey. A signed and sealed Jurisdictional Wetland Delineation Survey, along with AutoCad 2018 Civil 3D files will be the deliverable.

Horizontal datum shall be referenced to State Plane Coordinates (NAD 83/2011) for the State of Florida East Zone. Vertical datum shall be referenced to NAVD 1988.

Final deliverables shall be four (4) signed and sealed prints, and an electronic drawing file. Additional sealed copies may be furnished at a nominal charge, if requested. We are ready to begin our services immediately upon receipt of Notification to Proceed. Estimated fees will not be exceeded without prior written authorization from the CLIENT. **Please allow 100 to 140 days from notice to proceed for preliminary delivery of the Topographic survey.**

This scope of work is for a "one time" performance of the services as outlined herein; any survey points that are destroyed or lost due to construction activities, vandalism, acts of God, etc. that require replacement shall be replaced at CLIENT's expense and upon your authorization. Should the scope of work be changed by CLIENT either in writing or verbally, CLIENT agrees to pay Smith Survey Group for any additional work involved in said changes at our Standard Billing Rates, unless a supplemental contract is agreed to and executed by both parties prior to the commencement of the changes. In the event all or a portion of the work prepared or partially prepared by our firm be suspended, abandoned, or terminated by CLIENT or others, CLIENT shall pay Smith Survey Group for all fees, charges and services provided for the project, not exceeding any contractual limits specified herein.

Smith Survey Group will not be liable for damages resulting from the actions or inactions of any regulatory or governmental agencies, and shall only act as an advisor on behalf of CLIENT in all governmental relations. All original papers, documents and all work product and copies thereof, produced as a result of or incidental to this contract shall remain the property of Smith Survey Group CLIENT agrees to grant us the right to assign without notice this agreement or any part thereof as we shall deem necessary for the completion of this project. We agree not to unreasonably damage the subject property, but CLIENT agrees to grant Smith Survey Group the right to cut bushes and trees and to remove other objects interfering with our work as necessary in the performance of our work.

CLIENT further agrees that the standard of care for Smith Survey Group performance under this contract shall be the ordinary and reasonable duty and care associated with this type of work in the community of Jacksonville, Florida and that the proper venue for litigation of any cause of action hereto shall be that court of jurisdiction in Jacksonville, Florida. Should litigation be necessary to enforce any term of this agreement or any cause of action related thereto, then all litigation and collection expenses, witness fees, court costs and reasonable attorney's fees for Smith Survey Group shall be paid by the addressee. It is further understood and agreed that this contract is between Smith Surveying Group LLC. and the addressee only, and payment to Smith Survey Group shall not be contingent on payment(s) from a third party.

This agreement supersedes any prior agreement, either expressed or implied, between the parties and that the terms and conditions stated herein constitute the full and complete agreement between the parties and no change or amendment thereof shall be effective except as agreed to in writing by both parties. If the above conditions are acceptable to CLIENT, please indicate your acknowledgment and agreement by executing this proposal in the space provided below.

Once again, we appreciate this opportunity to submit this proposal to you and we look forward to hearing from you in the near future. If you have any questions, please do not hesitate to call me personally.

JEA NW WWTF Topographic and Jurisdictional Wetland Survey


Task1:

Lidar and Conventional Topography \$71,400.00

Task 2:

Jurisdictional Wetland Survey 15,000lf estimated
Estimated hourly fee \$ 27,750.00

Survey Estimated Fee: Total \$99,150.00

Smith Surveying Group

Thomas J. Smith, PSM

Accepted By: _____
Printed Name: _____
Date: _____

Appendix B – Wetland Delineation Scope of Services



June 3, 2024

Via Email: cklug@hazenandsawyer.com

Ms. Caitlin T. Klug, PE
Senior Associate
Hazen and Sawyer
7751 Belfort Pkwy #110
Jacksonville, FL 32256

Reference: Proposal for Environmental Services
JEA Northwest WRF – Phase I
Jacksonville, Duval County, Florida

Dear Ms. Klug,

Alpha Environmental Consultants, Inc (AEC) is pleased to submit this proposal to provide environmental services for the above referenced property.

PROJECT INFORMATION

A Former Wetland Determination (FWD) permit was issued by the St. Johns River Water Management District (SJRWMD) for Project Number 110969 – 6 Project Name Baron Land, which is a parent parcel of the JEA Northwest Water Reclamation Facility (WRF) property in January 2020. This FWD expires on January 24, 2025. In order to avoid expiration of the permit, SJRWMD typically allows for a five-year renewal should an application for renewal be received by the District no later than the expiration date of the existing permit.

Once the footprint of the WRF has been determined, wetland delineation will be required in the areas of wetland impacts (i.e., if temporary/permanent features of the WRF will occur in known wetland areas or within the permit required wetland buffer zones) to properly assess the impacts and estimate mitigation cost for the site development. In addition, gopher tortoise survey shall be conducted for the property during the design phase for budgetary purposes.

PROPOSED SCOPE OF SERVICES

AEC proposes to provide as-needed environmental assistance to the project team during Phase I of the project (i.e., permit research, attending project meetings, addressing environmental concerns as they arise, etc.), and conduct wetland assessment and gopher tortoise survey during Phase II of the project.

COST ESTIMATE/PROJECT SCHEDULE

Our budgeted fee to perform the work identified in this proposal during Phase I of the project is **\$7,500.00**.

We will progress invoice for our services on monthly basis. Payment terms on invoices are Net 30 days.

LIMITATIONS

This proposed scope of work and fees include only services explicit herein.

We appreciate the opportunity to provide this proposal to perform the environmental consulting services for this project. If you have any questions concerning this proposal, or if we can serve you in any other way, please contact the undersigned.

Sincerely,

Alpha Envirotech Consulting, Inc.



Amy Y. Fu, P.E.

Principal

Attachment

ATTACHMENT A

PART I - GENERAL

1. Project: JEA Northwest WRF – Phase I	2. Proposal No. / Contract No. 24068
3. Name of Consultant Alpha Envirotech Consulting, Inc.	4. Date of Proposal 06/03/24

PART II - LABOR RELATED COSTS

5. Direct Labor	Hourly Rate	Estimated Hours	Estimated Cost	TOTAL
Principal (Partner or Senior Officer)	\$ 230.00	20	\$ 4,600.00	4,600.00
Project Manager (Responsible Professional)	\$ 180.00	0	\$ 0.00	0.00
Senior Engineer / Geologist / Scientist	\$ 180.00	10	\$ 1,800.00	1,800.00
GIS Specialist	\$ 155.00	4	\$ 620.00	620.00
Engineer / Geologist / Scientist / Inspector	\$ 150.00	0	\$ 0.00	0.00
Drafter or CAD Operator	\$ 75.00	0	\$ 0.00	0.00
Administrative Specialist	\$ 60.00	8	\$ 480.00	480.00
TOTAL DIRECT LABOR	\$178.57	42		\$ 7,500.00

PART III - OTHER COSTS

6. Miscellaneous Direct Costs		
Transportation & Shipping at 0.670/mi	\$ 0.00	
Other	\$ 0.00	
MISCELLANEOUS DIRECT COSTS SUB-TOTAL		\$ -
7. SUBCONTRACTS (Lump Sum)		
	\$ 0.00	
	\$	
SUB-CONTRACT SUB-TOTAL		\$ -
8. Reimbursable Expenses		
	\$	
	\$ 0.00	
REIMBURSABLE DIRECT COSTS SUB-TOTAL		\$ -

PART IV - SUMMARY

7. TOTAL AMOUNT (Items 5,6,7, and 8)	\$ 7,500.00
11. CONTRACT AMOUNT	\$ 7,500.00

Exhibit 2	Vice President (PM)	Vice President (Technical/ QA-QC)	Associate Vice President	Senior Associate (Co-PM)	Senior Associate (Process)	Senior Associate (Electrical)	Senior Associate (Structural)	Senior Associate (I&C)	Associate (Process)	Associate (I&C and other)	Senior Principal Engineer	Principal Engineer	Engineer	Assistant Engineer	Principal Designer	Secretary / Office Support	Generic Allowance Rate	Wright Pierce	Four Waters	Alpha Envirotech Consulting, Inc.	GM Hill	Smith Surveying Group	GAI	Expenses	HOURS/ TASK	TOTAL FEE/ TASK
TASK	\$ 310	\$ 310	\$ 285	\$ 275	\$ 275	\$ 275	\$ 275	\$ 275	\$ 225	\$ 225	\$ 185	\$ 165	\$ 140	\$ 127	\$ 165	\$ 115	\$ 200									
1 PROJECT MANAGEMENT																										
1.1 Prepare scope and work plan	8			8									24					960							40	\$ 9,000.00
1.2 Prepare monthly invoices, progres	8			30												12		3,840							50	\$ 15,950.00
1.3 Attend kick-off, EOR review scope	8			16	8								8	16				1,430							56	\$ 13,662.00
1.4 Weekly call with JEA and Hazen	96			144									24					5,520							264	\$ 78,240.00
1.5 Coordinate with JEA throughout p	136			96									96					8,400							328	\$ 90,400.00
1.6 Manage sub-consultants				48														2,880							48	\$ 16,080.00
1.7 Develop SharePoint Site				2									4			4									10	\$ 1,570.00
Expenses																								500		\$ 500.00
TASK 1 LABOR FEE	\$ 79,360	\$ -	\$ -	\$ 94,600	\$ 2,200	\$ -	\$ -	\$ -	\$ -	\$ -	\$ -	\$ -	\$ 21,840	\$ 2,032	\$ -	\$ 1,840	\$ -	\$ 23,030	\$ -	\$ -	\$ -	\$ -	\$ -	\$ 500		\$ 225,402.00
TASK 1 HOURS	256	0	0	344	8	0	0	0	0	0	0	0	156	16	0	16	0							-	796	
TASK 1 LUMP SUM																										\$ 225,402.00
2 DATA COLLECTION, ASSESSMENT, AND EVALUATION																										
2.1 Review and summarize data	4	4		8	8	4	2	4	8	8		8	16					1,360	3,770						74	\$ 21,920.00
2.2 Conduct site visit	4			4	8				8			8						3,680						2,000	32	\$ 13,340.00
2.3 Define flows, loads, PF, create TM	12	14		32	60							120						3,760						1,500	238	\$ 58,420.00
2.4 BioWin Modeling	4	16		14	84							172												1,500	290	\$ 63,030.00
2.5 Determine reject storage plan	12			16								20						13,240						1,000	48	\$ 25,660.00
2.6 Determine influent PS plan	18	4		36	36													19,944						500	94	\$ 47,064.00
2.7 Determine biosolids options	22	22		36	80				104		216		124		84									1,500	688	\$ 141,620.00
2.8 Define site planning/phasing, liqui	22	24		36	56				72			156			84			1,120	27,255		15,000		20,000	3,000	450	\$ 161,735.00
Expenses																										
TASK 2 LABOR FEE	\$ 30,380	\$ 26,040	\$ -	\$ 50,050	\$ 91,300	\$ 1,100	\$ 550	\$ 1,100	\$ 43,200	\$ 1,800	\$ 39,960	\$ 79,860	\$ 19,600	\$ -	\$ 27,720	\$ -	\$ -	\$ 43,104	\$ 31,025	\$ -	\$ 15,000	\$ -	\$ 20,000	\$ 11,000		\$ 532,789.00
TASK 2 HOURS	98	84	0	182	332	4	2	4	192	8	216	484	140	0	168	0	0							-	1,914	
TASK 2 LUMP SUM																										\$ 532,789.00
3 BASIS OF TECHNICAL MEMORANDA																										
3.1 Prepare TM	80	64	24	162	196	40	64	16	296	144	40	360	176	24	228			108,570	29,300	7,500	57,050	99,150			1,914	\$715,608.00
3.2 Attend 2 in-person meetings	8			16	8				8	16			40					4,600						2,000	96	\$ 26,680.00
3.3 Prepare draft TM, submit	16	16		40	24	16	16	4	40	40		120	80		40	16		45,970	6,735						468	\$ 147,565.00
3.4 Attend in person review meeting	4			8	8				8	8			8					6,480	2,625					2,000	44	\$ 21,465.00
3.5 Prepare meeting minutes, submit	2			2						2		2	6												14	\$ 2,790.00
Expenses																										
TASK 3 LABOR FEE	\$ 34,100	\$ 24,800	\$ 6,840	\$ 62,700	\$ 64,900	\$ 15,400	\$ 22,000	\$ 5,500	\$ 79,200	\$ 47,250	\$ 7,400	\$ 79,530	\$ 43,400	\$ 3,048	\$ 44,220	\$ 1,840	\$ -	\$ 165,620	\$ 38,660	\$ 7,500	\$ 57,050	\$ 99,150		\$ 4,000		\$914,108.00
TASK 3 HOURS	110	80	24	228	236	56	80	20	352	210	40	482	310	24	268	16	0							-	2,536	
TASK 3 LUMP SUM																										\$914,108.00
MISC ALLOWANCE																										\$ 450,000.00
ALLOWANCE FOR PRELIMINARY EFFLUENT MANAGEMENT STUDY																										\$ 300,000.00
Expenses																										
TOTAL PROJECT LABOR FEE	\$ 143,840	\$ 50,840	\$ 6,840	\$ 207,350	\$ 158,400	\$ 16,500	\$ 22,550	\$ 6,600	\$ 122,400	\$ 49,050	\$ 47,360	\$ 159,390	\$ 84,840	\$ 5,080	\$ 71,940	\$ 3,680	\$ -	\$ 231,754	\$ 69,685	\$ 7,500	\$ 72,050	\$ 99,150	\$20,000	\$ 15,500		\$2,422,299.00
TOTAL PROJECT HOURS	464	164	24	754	576	60	82	24	544	218	256	966	606	40	436	32	0							-	5,246	
TOTAL PROJECT																										\$2,422,299.00

1411499846 Design Services for Northwest Water Reclamation Facility

Vendor Rankings	Mike Murray	Maria Bentancur	Kent Williamson	Total	Rank
CDM Smith	91.50	96.27	88.20	275.97	3
Jacobs Engineering Group	92.83	97.27	89.53	279.63	2
Hazen and Sawyer	93.92	98.53	90.53	282.98	1

Mike Murray	Professional Staff Experience (30 Points)	Approach and Work Plan (45 Points)	Company Experience (20 Points)	JSEB (5 Points)	Total	Rank
CDM Smith	28.00	42.50	17.00	4.00	91.50	3
Jacobs Engineering Group	28.58	41.00	19.25	4.00	92.83	2
Hazen and Sawyer	28.92	43.50	17.50	4.00	93.92	1

Maria Bentancur	Professional Staff Experience (30 Points)	Approach and Work Plan (45 Points)	Company Experience (20 Points)	JSEB (5 Points)	Total	Rank
CDM Smith	29.27	43.00	20.00	4.00	96.27	3
Jacobs Engineering Group	29.27	44.00	20.00	4.00	97.27	2
Hazen and Sawyer	29.53	45.00	20.00	4.00	98.53	1

Kent Williamson	Professional Staff Experience (30 Points)	Approach and Work Plan (45 Points)	Company Experience (20 Points)	JSEB (5 Points)	Total	Rank
CDM Smith	24.20	42.00	18.00	4.00	88.20	3
Jacobs Engineering Group	23.53	42.00	20.00	4.00	89.53	2
Hazen and Sawyer	24.53	42.00	20.00	4.00	90.53	1

Overall Averages	Professional Staff Experience (30 Points)	Approach and Work Plan (45 Points)	Company Experience (20 Points)	JSEB (5 Points)	Total
CDM Smith	27.16	42.50	18.33	4.00	91.99
Jacobs Engineering Group	27.13	42.33	19.75	4.00	93.21
Hazen and Sawyer	27.66	43.50	19.17	4.00	94.33

Appendix B - Bid Forms
1411659447 (IFB) JEA Crane, Rigging, and Heavy Hauling Services

Submit the Response an electronic pdf in accordance with the procedures in the solicitation

Company Name: Sims Crane & Equipment Co.

Company's Address: 12849-1 Philips Hwy., Jacksonville, Fl. 32256

License Number: 16-630-012739

Phone Number: 904-448-9275 FAX No: _____ Email Address: Mo.Turknett@SimsCrane.com

BID SECURITY REQUIREMENTS

- ☒ None required
☐ Certified Check or Bond Five Percent (5%)

TERM OF CONTRACT

- ☒ One Time Purchase
☒ Term - Three (3) Years, w/ Two (2) Optional One (1) Year Renewal
☐ Other, Specify - Project Completion

SAMPLE REQUIREMENTS

- ☒ None required
☐ Samples required prior to Bid Opening
☐ Samples may be required subsequent to Bid Opening

SECTION 255.05, FLORIDA STATUTES CONTRACT BOND

- ☒ None required
☐ Bond required 100% of Bid Award

QUANTITIES

- ☐ Quantities indicated are exacting
☒ Quantities indicated reflect the approximate quantities to be purchased Throughout the Contract period and are subject to fluctuation in accordance with actual requirements.

INSURANCE REQUIREMENTS

Insurance required

PAYMENT DISCOUNTS

- ☐ 1% 20, net 30
☒ 2% 10, net 30
☐ Other _____
☐ None Offered

Item No.	ENTER YOUR BID FOR THE FOLLOWING DESCRIBED ARTICLES OR SERVICES:	BID PRICE
	Total Bid Price (Transferred from Bid Workbook)	\$ 667,785.50


☒ I have read and understood the Sunshine Law/Public Records clauses contained within this solicitation. I understand that in the absence of a redacted copy my proposal will be disclosed to the public "as-is".

BIDDER CERTIFICATION

By submitting this Bid, the Bidder certifies that it has read and reviewed all of the documents pertaining to this Solicitation, that the person signing below is an authorized representative of the Bidding Company, that the Company is legally authorized to do business in the State of Florida, and that the Company maintains in active status an appropriate contractor's license for the work (if applicable). The Bidder also certifies that it complies with all sections (including but not limited to Conflict Of Interest and Ethics) of this Solicitation.

We have received addenda

_____ through _____


 Handwritten Signature of Authorized Officer of Company or Agent

6/14/2024
 Date

Mo Turknett, Regional Sales Director
 Printed Name and Title

Appendix B - Bid Forms
1411659447 (IFB) JEA Crane, Rigging, and Heavy Hauling Services

MINIMUM QUALIFICATIONS FORM

THE MINIMUM QUALIFICATIONS SHALL BE SUBMITTED ON THIS FORM. IN ORDER TO BE CONSIDERED A QUALIFIED BIDDER BY JEA YOU MUST MEET THE MINIMUM QUALIFICATIONS LISTED BELOW, AND BE ABLE TO PROVIDE ALL THE SERVICES LISTED IN THIS SOLICITATION.

THE BIDDER MUST COMPLETE THE BIDDER INFORMATION SECTION BELOW AND PROVIDE ANY OTHER INFORMATION OR REFERENCE REQUESTED. THE BIDDER MUST ALSO PROVIDE ANY ATTACHMENTS REQUESTED WITH THIS MINIMUM QUALIFICATIONS FORM.

BIDDER INFORMATION

COMPANY NAME: Sims Crane & Equipment Co.

BUSINESS ADDRESS: 12849-1 Philips Hwy

CITY, STATE, ZIP CODE: Jacksonville, FL. 32256

TELEPHONE: 904-448-9275

FAX: _____

E-MAIL: Mo.Turknett@SimsCrane.com

PRINT NAME OF AUTHORIZED REPRESENTATIVE: Mo Turknett

SIGNATURE OF AUTHORIZED REPRESENTATIVE: 

TITLE OF AUTHORIZED REPRESENTATIVE: Regional Sales Director

MINIMUM QUALIFICATIONS:

The Bidder shall meet the following Minimum Qualifications to be considered eligible to submit a Bid in response to this IFB. JEA reserves the right to ask for additional back up documentation or additional reference projects to confirm the Bidder meets the requirements stated below. A Bidder not meeting all of the following criteria may have their Bid rejected:

- The Respondent shall have successfully performed three (3) crane and rigging service contracts within the past five (5) years ending the Bid Due Date. Each contract shall have been \$100,000.00 in value or greater. Two (2) of the contract references shall have included 75% or more of the work within 20-40' of energized electric utility transmission and distribution systems (e.g., setting poles next to energized system).
- Additionally, if the Respondent has performed work for JEA within the past five (5) years, the Respondent shall provide a listing of the JEA employee references, and the work performed.
- If JEA finds the Respondent's safety performance for the any project(s) to be unsatisfactory by JEA's Safety Department, the company's Response will be rejected. A contact sheet has been provided for Respondent's use.
- The Bidder shall comply with the technical and commercial specifications for this solicitation. JEA may request and the Bidder shall provide within 48 hours additional information regarding the company's ability to provide the scope of services in this solicitation. Failure to provide additional information may result in Bid rejection.

Appendix B - Bid Forms
1411659447 (IFB) JEA Crane, Rigging, and Heavy Hauling Services

Please provide the reference verification information requested below pertaining to this contract.

1. REFERENCE

Reference Name Mike Lafayette

Reference Phone Number 904-422-2632

Reference Company Name JEa

Address of Work Brandy Branch Power Station - 15701 W Beaver St. Jax, Fl. 32234

Reference E-Mail Address Lafama@jea.com

Dates of Work/\$ Amount 2023 - \$165,013.00

Description of Work Outage work; miscellaneous lifts throughout the project

2. REFERENCE

Reference Name Matt Stafford; Chris Richardson; Tim Konopka; Jimmy Lyon; Aaron Mazes; Mike Corbitt; George Hartman; Robert Hess

Reference Phone Number _____

Reference Company Name JEa

Address of Work Various addresses per scope and location of poles

Reference E-Mail Address _____

Dates of Work/\$ Amount Year of 2023 - \$118,449.56

Description of Work Distribution pole sets near energized lines throughout year 2023 at various locations

Appendix B - Bid Forms
1411659447 (IFB) JEA Crane, Rigging, and Heavy Hauling Services

3. REFERENCE

Reference Name Mike Lafayette/Mark Yordy

Reference Phone Number 904-422-2632

Reference Company Name JEa

Address of Work Brandy Branch Power Station - 15701 W Beaver St. Jax, FL 32234

Reference E-Mail Address Lafama@jea.com

Dates of Work/\$ Amount 2019 - \$909,529.20

Description of Work Outage work; miscellaneous lifts throughout the project

Appendix B - Bid Forms
1411659447 (IFB) JEA Crane, Rigging, and Heavy Hauling Services

LIST OF SUBCONTRACTORS

JEA Solicitation Number 1411659447 requires certain major Subcontractors be listed on this form, unless the work will be self-performed by the Company.

The undersigned understands that failure to submit the required Subcontractor information on this form will result in bid rejection, and the Company agrees to employ the Subcontractors specified below: (Use additional sheets as necessary)

Note: This list of Subcontractors shall not be modified subsequent to bid opening, without a showing of good cause and the written consent of JEA.

Type of Work	Corporate Name of Subcontractor	Subcontractor Primary Contact Person & Telephone Number	Subcontractor's License Number (if applicable)	Percentage of Work or Dollar Amount
Rigging & Heavy Haul	Sims HD	Erika Sims / 813-626-8102		Less than 5%
Rigging	Nieman & Co	Darin Nieman / 904-545-4053		Less than 5%
Heavy Haul	TEFCO Transportation	Garrison Gaylord / 904-866-7336		Less than 5%
Matting/Ground Protection	Sunbelt	Shawn Hutson / 904-252-4887		Less than 5%

Signed: _____

Company: _____

Address: 12849-1 Philips Hwy, Jax, FL 32256

Appendix B - Bid Forms
1411659447 (IFB) JEA Crane, Rigging, and Heavy Hauling Services

Date: 6/14/2024

#	Description of Work (For all work listed below, the mobilization allotment shall be included in the Minimum callout, until actual work time meets minimum callout time).	3 yr. Forecast (hours)	Straight Time	Overtime 10% forecast	Extended Price	Minimum callout (min, hrs paid, may include Mob)	Mobilization Allotment in hours each way
1	Riggers	400	\$ 71.80	\$ 98.80	\$ 29,800.00	4	1
2	Foreman	100	\$ 93.10	\$ 120.10	\$ 9,580.00	4	1
3	15 ton Cap. Crane w/ all rigging & Driver / operator	100	\$ 100.24	\$ 127.24	\$ 10,294.00	4	1
4	30 ton Cap. Crane w/ all rigging & Driver / operator	100	\$ 114.41	\$ 141.41	\$ 11,711.00	4	1
5	40 ton Cap. Crane w/ all rigging & Driver / operator	1500	\$ 139.77	\$ 166.77	\$ 213,705.00	4	1
6	50 ton Cap. Crane w/ all rigging & Driver / operator	100	\$ 151.46	\$ 178.46	\$ 15,416.00	4	1
7	70 ton Cap. Crane w/ all rigging & Driver / operator	1500	\$ 176.10	\$ 203.10	\$ 268,200.00	4	1
8	125 ton Cap. Crane w/ all rigging & Driver / operator, less counterweights trucks (line 13)	40	\$ 324.45	\$ 371.45	\$ 13,166.00	8	2
9	170 ton Cap. Crane w/ all rigging & Driver / operator counterweights trucks (line 13) - includes maximum of 2 hours mobilization ~ 3 counter weight trucks (minimum callout 8 hours)	40	\$ 345.73	\$ 392.73	\$ 14,017.20	8	2
10	250 ton Cap. Crane w/ all rigging & Driver / operator counterweights trucks (line 13) ~ 4 counter weight trucks (see counter weight truck line)	40	\$ 398.26	\$ 445.26	\$ 16,118.40	8	2
11	350 ton Cap. Crane w/ all rigging & Driver / operator counterweights trucks (line 13) ~ 7 counterweight trucks	40	\$ 493.85	\$ 540.85	\$ 19,942.00	8	2
12	Tractor, Trailer and Driver (single axle)	100	\$ 81.95	\$ 108.95	\$ 8,465.00	2	
13	Tractor, Trailer and Driver (double axle) - counter weight truck	160	\$ 103.25	\$ 130.25	\$ 16,952.00	2	2
14	Tractor and Driver (single axle)	8	\$ 81.95	\$ 108.95	\$ 677.20	2	1
15	Tractor and Driver (double axle)	8	\$ 103.25	\$ 130.25	\$ 847.60	2	1
16	50 ton cap. Lowboy with tractor and driver	8	\$ 145.86	\$ 172.86	\$ 1,188.48	4	1
17	75 ton cap. Lowboy with tractor and driver	8	\$ 187.46	\$ 214.46	\$ 1,521.28	4	1
18	110 ton cap. Lowboy with tractor and driver	8	\$ 386.88	\$ 413.88	\$ 3,116.64	4	1
19	200 ton cap. Beam dolly system w/ tractor and driver	8	\$ 591.76	\$ 618.76	\$ 4,755.68	4	2
20	Backhoe tractor, front end loader equipped with 15' digging boom and 24" bucket (front end loader, 1 yard cap, with auto leveling), operator and driver	8	\$ 100.24	\$ 127.24	\$ 823.52	4	1
21	4 ton cap forklift with necessary rigging and operator / drive	8	\$ 100.24	\$ 127.24	\$ 823.52	4	1
22	service fee for over the road permitting	5	\$ 284.44	\$ -	\$ 1,279.98		
Cost + Fixed Percentage Markup for Ad Hoc Services			5 year cost	%markup (10% max)	Extended Price		
23	Percent markup for police and or DOT escorts		\$ 1,000.00	7.70%	\$ 1,077.00		
24	Percent markup for flaggers		\$ 1,000.00	7.70%	\$ 1,077.00		
25	Percent markup for traffic engineering escort/permits		\$ 1,000.00	7.70%	\$ 1,077.00		
26	Percent markup for barricade rental services		\$ 1,000.00	7.70%	\$ 1,077.00		
27	Percent markup for approved rental of equipment		\$ 1,000.00	7.70%	\$ 1,077.00		
Emergency Callout Fee			Number of Events	One Time Fee per Event	Extended Price		
28	One time fee per callout event		4	\$ -	\$ -		
Total Bid Price (Enter this number in the Bid Workbook Page 1)					\$ 667,785.50		

Appendix B - Bid Forms
1411659447 (IFB) JEA Crane, Rigging, and Heavy Hauling Services

Submit the Response an electronic pdf in accordance with the procedures in the solicitation

Company Name: Allegiance CRane & Equipment, LLC.

Company's Address: 537 Lane Ave N., Jacksonville, FL 32254

License Number: 414225 Duval County

Phone Number: 904-783-4111 FAX No: N/A Email Address: isimons@allegiancecrane.com

BID SECURITY REQUIREMENTS

- ☒ None required
☐ Certified Check or Bond Five Percent (5%)

TERM OF CONTRACT

- ☐ One Time Purchase
☒ Term - Three (3) Years,w/ Two (2) Optional One (1) Year Renewal
☐ Other, Specify - Project Completion

SAMPLE REQUIREMENTS

- ☒ None required
☐ Samples required prior to Bid Opening
☐ Samples may be required subsequent to Bid Opening

SECTION 255.05, FLORIDA STATUTES CONTRACT BOND

- ☒ None required
☐ Bond required 100% of Bid Award

QUANTITIES

- ☐ Quantities indicated are exacting
☒ Quantities indicated reflect the approximate quantities to be purchased Throughout the Contract period and are subject to fluctuation in accordance with actual requirements.

INSURANCE REQUIREMENTS

Insurance required

PAYMENT DISCOUNTS

- ☐ 1% 20, net 30
☐ 2% 10, net 30
☐ Other _____
☐ None Offered

Item No.	ENTER YOUR BID FOR THE FOLLOWING DESCRIBED ARTICLES OR SERVICES:	BID PRICE
	Total Bid Price (Transferred from Bid Workbook)	\$ 762,174.00


☒ I have read and understood the Sunshine Law/Public Records clauses contained within this solicitation. I understand that in the absence of a redacted copy my proposal will be disclosed to the public "as-is".

BIDDER CERTIFICATION

By submitting this Bid, the Bidder certifies that it has read and reviewed all of the documents pertaining to this Solicitation, that the person signing below is an authorized representative of the Bidding Company, that the Company is legally authorized to do business in the State of Florida, and that the Company maintains in active status an appropriate contractor's license for the work (if applicable). The Bidder also certifies that it complies with all sections (including but not limited to Conflict Of Interest and Ethics) of this Solicitation.

We have received addenda

_____ through _____


Handwritten Signature of Authorized Officer of Company or Agent

6/27/24
Date

Ira Simons
Printed Name and Title

Appendix B - Bid Forms
1411659447 (IFB) JEA Crane, Rigging, and Heavy Hauling Services

MINIMUM QUALIFICATIONS FORM

THE MINIMUM QUALIFICATIONS SHALL BE SUBMITTED ON THIS FORM. IN ORDER TO BE CONSIDERED A QUALIFIED BIDDER BY JEA YOU MUST MEET THE MINIMUM QUALIFICATIONS LISTED BELOW, AND BE ABLE TO PROVIDE ALL THE SERVICES LISTED IN THIS SOLICITATION.

THE BIDDER MUST COMPLETE THE BIDDER INFORMATION SECTION BELOW AND PROVIDE ANY OTHER INFORMATION OR REFERENCE REQUESTED. THE BIDDER MUST ALSO PROVIDE ANY ATTACHMENTS REQUESTED WITH THIS MINIMUM QUALIFICATIONS FORM.

BIDDER INFORMATION

COMPANY NAME: Allegiance Crane & Equipment

BUSINESS ADDRESS: 537 Lane Ave N

CITY, STATE, ZIP CODE: Jacksonville, FL 32254

TELEPHONE: 904-783-4111

FAX: _____

E-MAIL: isimons@allegiancecrane.com

PRINT NAME OF AUTHORIZED REPRESENTATIVE: Ira Simons

SIGNATURE OF AUTHORIZED REPRESENTATIVE: _____

TITLE OF AUTHORIZED REPRESENTATIVE: General Manager

MINIMUM QUALIFICATIONS:

The Bidder shall meet the following Minimum Qualifications to be considered eligible to submit a Bid in response to this IFB. JEA reserves the right to ask for additional back up documentation or additional reference projects to confirm the Bidder meets the requirements stated below. A Bidder not meeting all of the following criteria may have their Bid rejected:

- The Respondent shall have successfully performed three (3) crane and rigging service contracts within the past five (5) years ending the Bid Due Date. Each contract shall have been \$100,000.00 in value or greater. Two (2) of the contract references shall have included 75% or more of the work within 20-40' of energized electric utility transmission and distribution systems (e.g., setting poles next to energized system).
- Additionally, if the Respondent has performed work for JEA within the past five (5) years, the Respondent shall provide a listing of the JEA employee references, and the work performed.
- If JEA finds the Respondent's safety performance for the any project(s) to be unsatisfactory by JEA's Safety Department, the company's Response will be rejected. A contact sheet has been provided for Respondent's use.
- The Bidder shall comply with the technical and commercial specifications for this solicitation. JEA may request and the Bidder shall provide within 48 hours additional information regarding the company's ability to provide the scope of services in this solicitation. Failure to provide additional information may result in Bid rejection.

Appendix B - Bid Forms
1411659447 (IFB) JEA Crane, Rigging, and Heavy Hauling Services

Please provide the reference verification information requested below pertaining to this contract.

1. REFERENCE

Reference Name Jimmy Lyon
Reference Phone Number 904-334-9008
Reference Company Name JEA
Address of Work Southside Service Center
Reference E-Mail Address LyonJL@jea.com
Dates of Work/\$ Amount numerous over 10+ years
Description of Work Setting transformers of all sizes at all types of job sites, crane lifts,
rigging work, trucking and emergency call outs

2. REFERENCE

Reference Name Steve Tanner
Reference Phone Number 904-509-3416
Reference Company Name JEA - area subcontractor Communications Analyst Senior
Address of Work 4815 Executive Park Ct., Jacksonville, FL 32216
Reference E-Mail Address TannSC@jea.com
Dates of Work/\$ Amount numerous over 10+ years
Description of Work moving and erecting communication towers at JEA facilities

Appendix B - Bid Forms
1411659447 (IFB) JEA Crane, Rigging, and Heavy Hauling Services

3. REFERENCE

Reference Name Edward (Eddie) A. Smith Sr.

Reference Phone Number 904-270-3220

Reference Company Name US Navy, Crane Program Manager, NAVSTA Mayport

Address of Work Naval Station Mayport, Jacksonville, FL 32227

Reference E-Mail Address edward.a.smith108.civ@us.navy.mil

Dates of Work/\$ Amount 10+ years working at Navy base on numerous projects

Description of Work Assisting the Navy and subcontractors with ship repairs, crane lifts, rigging and transportation of Navy equipment as directed.

Appendix B - Bid Forms
1411659447 (IFB) JEA Crane, Rigging, and Heavy Hauling Services

LIST OF SUBCONTRACTORS

JEA Solicitation Number 1411659447 requires certain major Subcontractors be listed on this form, unless the work will be self-performed by the Company.

The undersigned understands that failure to submit the required Subcontractor information on this form will result in bid rejection, and the Company agrees to employ the Subcontractors specified below: (Use additional sheets as necessary)

Note: This list of Subcontractors shall not be modified subsequent to bid opening, without a showing of good cause and the written consent of JEA.

Type of Work	Corporate Name of Subcontractor	Subcontractor Primary Contact Person & Telephone Number	Subcontractor's License Number (if applicable)	Percentage of Work or Dollar Amount
--------------	------------------------------------	---	--	---

Signed: _____



Company: Allegiance Crane & Equipment

Address: 537 Lane Ave N Jacksonville, FL 32254

Appendix B - Bid Forms
1411659447 (IFB) JEA Crane, Rigging, and Heavy Hauling Services


Date: 6/27/24

Appendix B - Bid Forms
1411659447 (IFB) JEA Crane, Rigging, and Heavy Hauling Services

LIST OF JSEB SUBCONTRACTORS

The following JSEB Subcontractors will be utilized in fulfilling the terms and conditions of a Project Authorization arising from award of JEA - 1411659447. I (We) the undersigned understand that failure to submit said information will result in bid rejection. I (We) will employ the JSEB Subcontractors specified below: (Use additional sheets as necessary)

Class of Work (Category) Dollar Amount	Name of JSEB Contractor (Indicate below)	Percentage of Total Job or

Signed: 
Company: Allegiance Crane & Equipment
Address: 537 Lane Ave N Jacksonville, FL 32254
Date: 6/27/24

Note: This list shall not be modified subsequent to bid opening without a showing of good cause and the written consent of the JEA.

Award #R02 Supporting Documents 08/22/2024

#	Description of Work (For all work listed below, the mobilization allotment shall be included in the Minimum callout, until actual work time meets minimum callout time).	3 yr. Forecast (hours)	Straight Time	Overtime 10% forecast	Extended Price	Minimum callout (min, hrs paid, may include Mob)	Mobilization Allotment in hours each way
1	Riggers	400	\$ 85.00	\$ 125.00	\$ 35,600.00	4	1
2	Foreman	100	\$ 95.00	\$ 135.00	\$ 9,900.00	4	1
3	15 ton Cap. Crane w/ all rigging & Driver / operator	100	\$ 125.00	\$ 165.00	\$ 12,900.00	4	1
4	30 ton Cap. Crane w/ all rigging & Driver / operator	100	\$ 135.00	\$ 175.00	\$ 13,900.00	4	1
5	40 ton Cap. Crane w/ all rigging & Driver / operator	1500	\$ 155.00	\$ 205.00	\$ 240,000.00	4	1
6	50 ton Cap. Crane w/ all rigging & Driver / operator	100	\$ 165.00	\$ 215.00	\$ 17,000.00	4	1
7	70 ton Cap. Crane w/ all rigging & Driver / operator	1500	\$ 200.00	\$ 240.00	\$ 306,000.00	4	1
8	125 ton Cap. Crane w/ all rigging & Driver / operator, less counterweights trucks (line 13)	40	\$ 300.00	\$ 380.00	\$ 12,320.00	8	2
9	170 ton Cap. Crane w/ all rigging & Driver / operator counterweights trucks (line 13) - includes maximum of 2 hours mobilization ~ 3 counter weight trucks (minimum callout 8 hours)	40	\$ 350.00	\$ 430.00	\$ 14,320.00	8	2
10	250 ton Cap. Crane w/ all rigging & Driver / operator counterweights trucks (line 13) ~ 4 counter weight trucks (see counter weight truck line)	40	\$ 450.00	\$ 530.00	\$ 18,320.00	8	2
11	350 ton Cap. Crane w/ all rigging & Driver / operator counterweights trucks (line 13) ~ 7 counterweight trucks	40	\$ 550.00	\$ 630.00	\$ 22,320.00	8	2
12	Tractor, Trailer and Driver (single axle)	100	\$ 125.00	\$ 165.00	\$ 12,900.00	2	
13	Tractor, Trailer and Driver (double axle) - counter weight truck	160	\$ 125.00	\$ 140.00	\$ 20,240.00	2	2
14	Tractor and Driver (single axle)	8	\$ 125.00	\$ 165.00	\$ 1,032.00	2	1
15	Tractor and Driver (double axle)	8	\$ 125.00	\$ 165.00	\$ 1,032.00	2	1
16	50 ton cap. Lowboy with tractor and driver	8	\$ 150.00	\$ 190.00	\$ 1,232.00	4	1
17	75 ton cap. Lowboy with tractor and driver	8	\$ 185.00	\$ 240.00	\$ 1,524.00	4	1
18	110 ton cap. Lowboy with tractor and driver	8	\$ 250.00	\$ 290.00	\$ 2,032.00	4	1
19	200 ton cap. Beam dolly system w/ tractor and driver	8	\$ 1,500.00	\$ 1,650.00	\$ 12,120.00	4	2
20	Backhoe tractor, front end loader equipped with 15' digging boom and 24" bucket (front end loader, 1 yard cap, with auto leveling), operator and driver	8	\$ -	\$ -	\$ -	4	1
21	4 ton cap forklift with necessary rigging and operator / drive	8	\$ 150.00	\$ 190.00	\$ 1,232.00	4	1
22	service fee for over the road permitting	5	\$ 150.00	\$ 150.00	\$ 750.00		
Cost + Fixed Percentage Markup for Ad Hoc Services			5 year cost	%markup (10% max)	Extended Price		
23	Percent markup for police and or DOT escorts		\$ 1,000.00	10.00%	\$ 1,100.00		
24	Percent markup for flaggers		\$ 1,000.00	10.00%	\$ 1,100.00		
25	Percent markup for traffic engineering escort/permits		\$ 1,000.00	10.00%	\$ 1,100.00		
26	Percent markup for barricade rental services		\$ 1,000.00	10.00%	\$ 1,100.00		
27	Percent markup for approved rental of equipment		\$ 1,000.00	10.00%	\$ 1,100.00		
Emergency Callout Fee			Number of Events	One Time Fee per Event	Extended Price		
28	One time fee per callout event		4	\$ -	\$ -		
Total Bid Price (Enter this number in the Bid Workbook Page 1)					\$ 762,174.00		

Appendix B - Bid Forms
1411659447 (IFB) JEA Crane, Rigging, and Heavy Hauling Services

Submit the Response an electronic pdf in accordance with the procedures in the solicitation

Company Name: BEYEL BROTHERS INC

Company's Address: 550 CIDCO RD, COCOA FL 32936

License Number: _____

Phone Number: 321-632-2000 FAX No: _____ Email Address: INFO@BEYEL.COM

BID SECURITY REQUIREMENTS

- ☒ None required
☐ Certified Check or Bond Five Percent (5%)

TERM OF CONTRACT

- ☐ One Time Purchase
☒ Term - Three (3) Years, w/ Two (2) Optional One (1) Year Renewal
Other, Specify - Project Completion

SAMPLE REQUIREMENTS

- ☒ None required
☐ Samples required prior to Bid Opening
☐ Samples may be required subsequent to Bid Opening

SECTION 255.05, FLORIDA STATUTES CONTRACT BOND

- ☒ None required
☐ Bond required 100% of Bid Award

QUANTITIES

- ☐ Quantities indicated are exacting
☒ Quantities indicated reflect the approximate quantities to be purchased Throughout the Contract period and are subject to fluctuation in accordance with actual requirements.

INSURANCE REQUIREMENTS

Insurance required

PAYMENT DISCOUNTS

- ☐ 1% 20, net 30
☐ 2% 10, net 30
☐ Other _____
☐ None Offered

Item No.	ENTER YOUR BID FOR THE FOLLOWING DESCRIBED ARTICLES OR SERVICES:	BID PRICE
	Total Bid Price (Transferred from Bid Workbook)	\$ <u>770,484.00</u>


☐ I have read and understood the Sunshine Law/Public Records clauses contained within this solicitation. I understand that in the absence of a redacted copy my proposal will be disclosed to the public "as-is".

BIDDER CERTIFICATION

By submitting this Bid, the Bidder certifies that it has read and reviewed all of the documents pertaining to this Solicitation, that the person signing below is an authorized representative of the Bidding Company, that the Company is legally authorized to do business in the State of Florida, and that the Company maintains in active status an appropriate contractor's license for the work (if applicable). The Bidder also certifies that it complies with all sections (including but not limited to Conflict Of Interest and Ethics) of this Solicitation.

We have received addenda

_____ through _____


Handwritten Signature of Authorized Officer of Company or Agent

06/19/24

Date

Mark Beyel, Treasurer

Printed Name and Title

Appendix B - Bid Forms
141 1659447 (IFB) JEA Crane, Rigging, and Heavy Hauling Services

MINIMUM QUALIFICATIONS FORM

THE MINIMUM QUALIFICATIONS SHALL BE SUBMITTED ON THIS FORM. IN ORDER TO BE CONSIDERED A QUALIFIED BIDDER BY JEA YOU MUST MEET THE MINIMUM QUALIFICATIONS LISTED BELOW, AND BE ABLE TO PROVIDE ALL THE SERVICES LISTED IN THIS SOLICITATION.

THE BIDDER MUST COMPLETE THE BIDDER INFORMATION SECTION BELOW AND PROVIDE ANY OTHER INFORMATION OR REFERENCE REQUESTED. THE BIDDER MUST ALSO PROVIDE ANY ATTACHMENTS REQUESTED WITH THIS MINIMUM QUALIFICATIONS FORM.

BIDDER INFORMATION

COMPANY NAME: BEYEL BROTHERS INC

BUSINESS ADDRESS: 550 CI D C RD

CITY, STATE, ZIP CODE: COCOA, FL 32936

TELEPHONE: 321-632-2000

FAX: _____

E-MAIL: INFO@BEYEL.COM

PRINT NAME OF AUTHORIZED REPRESENTATIVE: Mark Beyel

SIGNATURE OF AUTHORIZED REPRESENTATIVE: 

TITLE OF AUTHORIZED REPRESENTATIVE: Treasurer

MINIMUM QUALIFICATIONS:

The Bidder shall meet the following Minimum Qualifications to be considered eligible to submit a Bid in response to this IFB. **JE A reserves the right to ask for additional back up documentation or additional reference projects to confirm the Bidder meets the requirements stated below.** A Bidder not meeting all of the following criteria may have their Bid rejected:

- The Respondent shall have successfully performed three (3) crane and rigging service contracts within the past five (5) years ending the Bid Due Date. Each contract shall have been \$100,000.00 in value or greater. Two (2) of the contract references shall have included 75% or more of the work within 20-40' of energized electric utility transmission and distribution systems (e.g., setting poles next to energized system).
- Additionally, if the Respondent has performed work for JEA within the past five (5) years, the Respondent shall provide a listing of the JEA employee references, and the work performed.
- If JEA finds the Respondent's safety performance for the any project(s) to be unsatisfactory by JEA's Safety Department, the company's Response will be rejected. A contact sheet has been provided for Respondent's use.
- The Bidder shall comply with the technical and commercial specifications for this solicitation. JEA may request and the Bidder shall provide within 48 hours additional information regarding the company's ability to provide the scope of services in this solicitation. Failure to provide additional information may result in Bid rejection.

Appendix B - Bid Forms
1411659447 (IFB) JEA Crane, Rigging, and Heavy Hauling Services

Please provide the reference verification information requested below pertaining to this contract.

1. REFERENCE

Reference Name MIKE HUBER
Reference Phone Number 281-459-1500
Reference Company Name GSD COMPANIES
Address of Work JEASJRPP CONVEYOR DEMOLITION, 11201 NEW BERLIN RD, JACKSONVILLE
Reference E-Mail Address MIKE.HUBER@GSDCOMPANIES.COM
Dates of Work/\$ Amount 2/2022-10/2022 750,000.00
Description of Work PROVIDED CRANES, RIGGING CREWS, HEAVY HAUL SERVICE TO
ASSIST IN REMOVAL OF CONVEYOR LINES, BRIDGES AND DISMANTLE COAL OFFLOADER

2. REFERENCE

Reference Name MIKE FAVO
Reference Phone Number 904-612-6326
Reference Company Name JINKO SOLAR
Address of Work 4660 NEW WORLD AVE, JACKSONVILLE FL 32221
Reference E-Mail Address MIKE.FAVO@JINKOSOLAR.COM
Dates of Work/\$ Amount 2/2024-6/2024 615,000.00
Description of Work PROVIDE CRANE, HEAVY RIGGING EQUIPMENT AND CREWS TO
UNCRATE, MOVE IN AND ASSEMBLE SOLAR PANEL MANUFACTURING EQUIPMENT

Appendix B - Bid Forms
1411659447 (IFB) JEA Crane, Rigging, and Heavy Hauling Services

3. REFERENCE

Reference Name CLAY ELECTRIC COOP

Reference Phone Number 352-473-8000

Reference Company Name TIM LEWIS

Address of Work 7328 CRILL AVE, PALATKA FL

Reference E-Mail Address TLEWIS@CLAYELECTRIC.COM

Dates of Work/\$ Amount 1/2024 69,000.00


Description of Work PROVIDE CRANES AND JACK AND SLIDE SYSTEM WITH CREW AND
HEAVY HAUL TRANSPORT TO SWAP TRANSFORMERS AT ELECTRICAL SUBSTATION

Appendix B - Bid Forms
1411659447 (IFB) JEA Crane, Rigging, and Heavy Hauling Services

LIST OF JSEB SUBCONTRACTORS

The following JSEB Subcontractors will be utilized in fulfilling the terms and conditions of a Project Authorization arising from award of JEA - 1411659447. I (We) the undersigned understand that failure to submit said information will result in bid rejection. I (We) will employ the JSEB Subcontractors specified below: (Use additional sheets as necessary)

Class of Work (Category) Dollar Amount	Name of JSEB Contractor (Indicate below)	Percentage of Total Job or

Signed: 

Company: Beyel Brothers, Inc.

Address: 550 Cidco Rd., Cocoa, Fl. 32926

Date: 06/19/24

Note: This list shall not be modified subsequent to bid opening without a showing of good cause and the written consent of the JEA.

Appendix B - Bid Forms
1411659447 (IFB) JEA Crane, Rigging, and Heavy Hauling Services

LIST OF SUBCONTRACTORS

JE A Solicitation Number 1411659447 requires certain major Subcontractors be listed on this form, unless the work will be self-performed by the Company.

The undersigned understands that failure to submit the required Subcontractor information on this form will result in bid rejection, and the Company agrees to employ the Subcontractors specified below: (Use additional sheets as necessary)

Note: This list of Subcontractors shall not be modified subsequent to bid opening, without a showing of good cause and the written consent of JEA.

Type of Work	Corporate Name of Subcontractor	Subcontractor Primary Contact Person & Telephone Number	Subcontractor's License Number (if applicable)	Percentage of Work or Dollar Amount
--------------	---------------------------------	---	--	-------------------------------------

Signed: 

Company: Beyel Brothers, Inc.

Address: 550 Cidco Rd., Cocoa, Fl. 32926

Appendix B - Bid Forms
1411659447 (IFB) JEA Crane, Rigging, and Heavy Hauling Services

Date: 06/19/24

#	Description of Work (For all work listed below, the mobilization allotment shall be included in the Minimum callout, until actual work time meets minimum callout time).	3 yr. Forecast (hours)	Straight Time	Overtime 10% forecast	Extended Price	Minimum callout (min, hrs paid, may include Mob)	Mobilization Allotment in hours each way
1	Riggers	400	\$ 85.00	\$ 125.00	\$ 35,600.00	4	1
2	Foreman	100	\$ 105.00	\$ 145.00	\$ 10,900.00	4	1
3	15 ton Cap. Crane w/ all rigging & Driver / operator	100	\$ 110.00	\$ 150.00	\$ 11,400.00	4	1
4	30 ton Cap. Crane w/ all rigging & Driver / operator	100	\$ 125.00	\$ 165.00	\$ 12,900.00	4	1
5	40 ton Cap. Crane w/ all rigging & Driver / operator	1500	\$ 135.00	\$ 175.00	\$ 208,500.00	4	1
6	50 ton Cap. Crane w/ all rigging & Driver / operator	100	\$ 150.00	\$ 190.00	\$ 15,400.00	4	1
7	70 ton Cap. Crane w/ all rigging & Driver / operator	1500	\$ 180.00	\$ 220.00	\$ 276,000.00	4	1
8	125 ton Cap. Crane w/ all rigging & Driver / operator, less counterweights trucks (line 13)	40	\$ 305.00	\$ 345.00	\$ 12,360.00	8	2
9	170 ton Cap. Crane w/ all rigging & Driver / operator counterweights trucks (line 13) - includes maximum of 2 hours mobilization ~ 3 counter weight trucks (minimum callout 8 hours)	40	\$ 385.00	\$ 425.00	\$ 15,560.00	8	2
10	250 ton Cap. Crane w/ all rigging & Driver / operator counterweights trucks (line 13) ~ 4 counter weight trucks (see counter weight truck line)	40	\$ 495.00	\$ 535.00	\$ 19,960.00	8	2
11	350 ton Cap. Crane w/ all rigging & Driver / operator counterweights trucks (line 13) ~ 7 counterweight trucks	40	\$ 525.00	\$ 565.00	\$ 21,160.00	8	2
12	Tractor, Trailer and Driver (single axle)	100	\$ 120.00	\$ 160.00	\$ 12,400.00	2	
13	Tractor, Trailer and Driver (double axle) - counter weight truck	160	\$ 565.00	\$ 605.00	\$ 91,040.00	2	2
14	Tractor and Driver (single axle)	8	\$ 80.00	\$ 120.00	\$ 672.00	2	1
15	Tractor and Driver (double axle)	8	\$ 100.00	\$ 140.00	\$ 832.00	2	1
16	50 ton cap. Lowboy with tractor and driver	8	\$ 185.00	\$ 225.00	\$ 1,512.00	4	1
17	75 ton cap. Lowboy with tractor and driver	8	\$ 525.00	\$ 565.00	\$ 4,232.00	4	1
18	110 ton cap. Lowboy with tractor and driver	8	\$ 725.00	\$ 765.00	\$ 5,832.00	4	1
19	200 ton cap. Beam dolly system w/ tractor and driver	8	\$ 860.00	\$ 900.00	\$ 6,912.00	4	2
20	Backhoe tractor, front end loader equipped with 15' digging boom and 24" bucket (front end loader, 1 yard cap, with auto leveling), operator and driver	8	\$ -	\$ -	\$ -	4	1
21	4 ton cap forklift with necessary rigging and operator / drive	8	\$ 135.00	\$ 175.00	\$ 1,112.00	4	1
22	service fee for over the road permitting	5	\$ 65.00	\$ -	\$ 292.50		
Cost + Fixed Percentage Markup for Ad Hoc Services			5 year cost	%markup (10% max)	Extended Price		
23	Percent markup for police and or DOT escorts		\$ 1,000.00	4.00%	\$ 1,040.00		
24	Percent markup for flaggers		\$ 1,000.00	4.00%	\$ 1,040.00		
25	Percent markup for traffic engineering escort/permits		\$ 1,000.00	4.00%	\$ 1,040.00		
26	Percent markup for barricade rental services		\$ 1,000.00	4.00%	\$ 1,040.00		
27	Percent markup for approved rental of equipment		\$ 1,000.00	4.00%	\$ 1,040.00		
Emergency Callout Fee			Number of Events	One Time Fee per Event	Extended Price		
28	One time fee per callout event		4	\$ 250.00	\$ 1,000.00		
Total Bid Price (Enter this number in the Bid Workbook Page 1)					\$ 770,776.50		