

# Welcome to the

## Awards Meeting

**July 18, 2024, 10:00 AM EST**

You have been joined to the meeting with your **audio muted** by default.

At the designated public comment time we will provide opportunity for you to unmute to speak.

During the meeting, public comments received via e-mail regarding any matter on the agenda for consideration will be read out. Per the Public Notice Agenda posted on [JEA.com](http://JEA.com), public comments by e-mail must be received no later than 9:00 a.m. on the day of the meeting to be read during the public comment portion of the meeting.

Please contact **Aileen Cruz** by telephone at **(904) 776-1911** or by email at **[cruza@jea.com](mailto:cruza@jea.com)** if you experience any technical difficulties during the meeting.

JEA Awards Agenda July 18, 2024 225 North Pearl St., Jacksonville, FL 32202 - Hydrangea Room 1st Floor <a href="#">Teams Meeting Info</a>											
Consent Agenda											
The Chief Procurement Officer offers the following items for the JEA Awards Consent Agenda. Any item may be moved from the Consent Agenda to the Regular Agenda by a committee member asking that the item be considered separately. <b>All items on the Consent agenda have been approved by OGC, Budget and the Business Unit Vice President and Chief.</b> The posting of this agenda serves as an official notice of JEA's intended decision for all recommended actions for <b>Formal Purchases</b> as defined by <b>Section 3-101 of the JEA Procurement Code</b> . Please refer to JEA's Procurement Code, if you wish to protest any of these items.											
Award #	Type of Award	Solicitation # & Short Description/Title	VP	Awardee	Funding Source	Award Amount	Original Award Amount	New Not-to-Exceed	Amendments	Term (Projected) Start Date - End Date	JSEB Participation (Y/N) If Y, then list company name(s) (% , \$ - awarded)
1	Minutes	Minutes from 07/11/2024 Meeting	N/A	N/A	N/A	N/A	N/A	N/A	N/A	N/A	N/A
2	Contract Increase	159-18 Engineering Services for the East Grid - Pump Station Upgrade Program	Melendez	Wright-Pierce Inc.	Capital	\$38,929.38	\$2,381,519.00	\$2,634,025.37	01/22/2022 - \$45,650.99 09/20/2023 - \$122,926.00 11/13/2023 - \$45,000.00	Project Completion Start: 10/01/2019 End: 02/28/2025 (Estimated)	N
	Last awarded: 10/03/2019 For additional information contact: Marline McDonald  The scope of work for this contract includes the preliminary design, final detailed design, bid phase support, services during construction and acceptance testing of various pump station (PS) upgrade projects located within the East grid.  This contract increase request is for additional services during construction for the Townsend Blvd PS project. This contract increase brings the total proposed contract NTE above the allowable administrative increase amount, requiring Awards Committee approval. These services include additional project management, progress meetings, reviewing shop drawings, responding to RFIs, walk-throughs, and project certification to address the non-existing soil bearing capacity. The site has previously unknown buried garbage and debris. The site appears to have been an unregistered dump site. To mitigate the non-existing soil bearing capacity, the site was consolidated and the precast wetwell was modified. These unforeseen circumstances extended the construction schedule requiring the additional services during construction. The hourly rates used to determine the fee for these services has been increased by CPI annually. The fee has been reviewed by JEA staff and deemed reasonable compared to past projects.										
3	Contract Increase	1410572446 - Facilities HVAC Repair and Installation Services for Up To 20 Tons	Phillips	Mechanical Services of Central Florida, Inc. / Certified Control System / Certified Air Contractors  W.W. Gay Mechanical Contractors, Inc.	O&M/Capital	\$460,000.00  \$0.00	\$200,000.00  \$200,000.00	Mechanical Services of Central Florida, Inc. / Certified Control System / Certified Air Contractors - \$741,261.44  W.W. Gay Mechanical Contractors, Inc. - \$414,240.09  Total Award - \$1,155,501.53	Mechanical Services of Central Florida, Inc. / Certified Control System / Certified Air Contractors - 01/25/2024 - \$81,261.44  W.W. Gay Mechanical Contractors, Inc. - 01/25/2024 - \$214,240.09	One (1) Year w/Three (3) - One (1) Yr. Renewals  Start Date: 05/28/2022 End Date: 05/27/2026 No Renewals Remaining	N
	Originally Awarded: 05/05/2022 For additional information contact: Halley Stewart  This award requests a contract increase for the Facilities HVAC Repair and Installation Services for Up To 20 Tons contract. This solicitation was awarded to Mechanical Services of Central Florida, Inc./ Certified Control System/Certified Air Contractors (EMCOR) and W.W. Gay Mechanical Contractors, Inc. This contract was originally awarded for a one (1) year term with three (3) optional one (1) year renewals on 05/17/2022 (05/28/2022 to 05/27/2023). The first renewal for EMCOR for the contract period 5/28/2023-5/27/2024 did not require additional funds. The Business Unit requested that both remaining 2 years be included in the final renewal for the period 5/28/2024-5/28/2026. The contract was increased in the amount of \$81,261.44 at that time.  This request is for a contract increase for Mechanical Services of Central Florida, Inc./Certified Control System/Certified Air Contractors (EMCOR) in the amount of \$460,000.00 due to the forecasted spend for Northside Generating Station (NGS) for a new not-to-exceed amount of \$741,261.44. NGS was using Howard Services, Inc. for their HVAC repair needs. Howard was not performing per their contract and refused to improve their work. Howard was sent a Letter of Cure and terminated on 11/29/2023 as an approved supplier. NGS would like to use the EMCOR CPA 205254 for their HVAC repair needs. In order to do this, the contract would have to be increased by \$460,000.00 for the remaining two years of the contract ending 05/27/2026. The pricing has remained the same on the contract increase.										
4	Contract Increase	1411398646 - NGS Flume Intake / Discharge Repairs	Melendez	Underwater Mechanix Services, LLC	Capital	\$1,081,509.65	\$1,275,880.74	\$2,744,103.13	11/09/2023 - \$386,712.74	Project Completion Start: 10/15/2023 End: 05/17/2025	N
	Originally Awarded 10/05/2023 For Additional Information Contact: Jason Behr  The scope of work for this award includes the Northside Generating Station, Flume Intake / Discharge structure for Units 1, 2 and 3 concrete repair work. Underwater Mechanix was originally awarded the Unit 3 repairs and Premier Corrosion was awarded the beam repair work. Unit 1 and 2 repair scopes were originally planned for the October 2024 (FY25) outage season. During this current outage season, Unit 2's outage has been extended, which has presented JEA the opportunity to bring Unit 2, FY25 work into this current outage. The change order on 11/09/2023 in the amount of \$386,712.74 was for Underwater Mechanix to complete the Unit 2, with an adjusted scope starting in mid - November.  Concrete repair work for Units 2 and 3 Discharge Flumes were awarded to UMX in FY24. The awarded work was completed in FY24 to maximize outage schedules. Consequently, only a portion of Unit 2 could be completed during the Unit 2 unscheduled outage. Much of the work on the Discharge Flumes to be completed is under water and a full scope was unknown. Therefore, the project exercised flexibility by withholding Unit 1 and portions of Unit 2 awards for the repair work until a more comprehensive assessment could be accomplished during the Unit 2 and Unit 3 work. The scope for Unit 1 and the remainder of Unit 2 repairs are now known and indicates that the work can be completed within the approved budget. This award request is to amend UMX contract to complete Unit 1 and the remaining portion of Unit 2 Discharge Flumes during FY25 planned outages.This additional scope was included as line items on the original bid and the contractor has agreed to honor the original bid for this work.										
5	Contract Increase	1411537646 (IFB) NGS N34 Electrical Equipment Upgrade	Melendez	Powerserve Technologies, Inc.	Capital	\$28,290.00	\$161,000.00	\$189,290.00	N/A	Project Completion Start Date: 02/20/2024 End Date: 07/31/2024	N
	Originally Awarded: 02/15/2024 For additional information contact: Jason Behr  The original solicitation was for the sourcing of an accomplished contractor to decommission, relocate, and install all equipment involved in the power cab upgrade. The major equipment being decommissioned and newly installed are the MCC and switchgear. Other equipment that must be replaced or newly installed are the DC starter, AC/DC breaker panels, 480VAC/120VAC transformer, junction/termination boxes, and some low/medium voltage cables. The installation of these new equipment also requires that the pre-existing heater, receptacles, light switches, and fire alarm system be relocated to another part of the power cab.  This contract increase is for additional work not originally found in the work scope. Most of this work was discovery as it was unknown at when the scope was originally developed. This work includes the procurement and installation of cable trays, installation of additional cable that was not part of the original scope, and lastly relocation of low voltage MCC due to some discrepancies found in the initial drawings provided by engineering.										
Consent Agenda Action											
Committee Members in Attendance	Names	_____ , _____ , _____									
Motion by:											
Second By:											

Committee Decision											
Regular Agenda (date last updated)											
Award #	Type of Award	Solicitation # & Short Description/Title	VP	Awardee	Award Amount	Original Award Amount	New Not-to-Exceed	Amendments	Term	JSEB Participation (Y/N) If Y, then list company name(s) (% , \$ - awarded)	Action
1	Contract Increase	1410617246 (RFP) Substation Packaging Services	Melendez	Substation Enterprises, Inc.  Dis-Tran Steel, LLC	Substation Enterprises, Inc. - \$2,430,243.66  Dis-Tran Steel, LLC - \$0	Substation Enterprises, Inc. - \$536,100.00  Dis-Tran Steel, LLC - \$1,250,900.00	Substation Enterprises, Inc. - \$3,019,953.66  Dis-Tran Steel, LLC - \$4,078,092.00	Substation Enterprises, Inc. - 11/28/2023 - \$53,610  Dis-Tran Steel, LLC - 03/02/2023 - \$2,827,192.00	Three (3) Years w/ Two (2) - 1 Yr. Renewals  Start Date: 12/30/2022 End Date: 12/29/2025	N	Motion by:  Second by:  Committee Decision:
	Originally Awarded: 12/08/2022 For additional information contact: Jason Behr  This solicitation is to select substation material packaging company(s) that will be contracted to provide structures, materials and other engineered equipment for JEA substation projects and/or small transmission projects that are incidental to substation projects. The company(s) shall perform and provide all design, detailing, documentation, procurement, manufacturing, scheduling, equipment selection, materials, project management and associated services for a turn-key, ready-to-install substation package of structures and materials to allow JEA to construct improvements to the JEA electric system.  This contract increase is to the cover the combination of current commitments as well as future project estimates. The original award amount was determined by a list of current approved project budgets at the time of award. Original award noted that JEA would preliminarily fund the contract and would return to Awards Committee to add funds to the contracts to fund work as projects are released and scopes of work are determined. This increase will cover the newly identified projects for FY24 and FY25. There is not a rate increase associated with this increase, current rates will remain in effect.										
2	Single Source	Pressurization Plant Upgrades at Northside and Southside Substations	Melendez	MAC Products	\$1,045,638.00	N/A	\$1,148,560.00	N/A	Project Completion: Start: 07/2024 End: 05/30/2025	N	Motion by:  Second by:  Committee Decision:
	MAC Products will design and fabricate according to JEA specifications, along with providing a factory test for a new upgraded control panel to operate the HPFF (High Presure Fluid Filled) system at Northside Substation and Southside GIS Substation. The new control panel will be made to fit onto the frame of the existing equipment. The hydraulic system will not be modified so there are some features of recent pumping plant that will not be a part of this project.  The work is proprietary to MAC due to they are replacing an exisiting MAC control panel and the vendor specific programming needed to modify the alarm scheme for the annunciator and HMI. Additionally, MAC HPFF Control Panels are a Substation Standardized Item for all HPFF circuits within the JEA Transmission System. The schematics and drawings will be updated by MAC to coordinate with the settings/programming associated to the new control panels.										
3	Request for Proposal (CCNA)	1411544446 (RFP) CCNA Substation and Transmission Project Management Services	Melendez	Burns & McDonnell  Leidos Engineering  Black & Veatch	\$916,666.67  \$916,666.67  \$916,666.67	N/A	N/A	N/A	Five (5) Years w/ Two (2) Optional One (1) Year Renewals	Burns & McDonnell, 5% (TRC Energy Engineering LLC)  Leidos Engineering, 0%  Black & Veatch, 0%	Motion by:  Second by:  Committee Decision:
	Advertised: 01/10/2024 Proposals Opened: 02/27/2024 Ten (10) Proposals Received For additional information contact: Jason Behr  This bid was solicited in accord with the Florida's Consultants' Competitive Negotiation Act (CCNA). Ten (10) bidders attended the mandatory Pre-Bid Meeting on 01/16/2024. At Response opening on 02/27/2024, JEA received ten (10) Responses. The Responses were evaluated on Professional Staff Experience, Company Experience, and use of Jacksonville Small and Emerging Business (JSEB) program. Minimum qualification past performance references were also verified. No bidders were disqualified. Burns & McDonnell, Leidos, and Black & Veatch are deemed the highest ranking responsible and responsive Respondents. A copy of the Bid Workbook and Evaluation Summary is attached as backup.  This award requests Burns & McDonnell, Leidos, and Black & Veatch to provide JEA with Project Managers to supplement the electric substation and transmission engineering design process when JEA in-house engineering resources may not meet the urgent demands or required in-service dates. JEA has specified technical expertise in utility project management.  JEA intends to award three (3) contracts for this scope of work. We compared four (4) past similar engineering contracts to review rates and the rates submitted by Leidos are in line with past engineering contracts. The average project manager rate is \$158.75/hr and the average support role rate is \$113/hr. The rates submitted by Burns & McDonnell are forty two percent (42%) higher on average. The previous contracts in which these rates were compared were with smaller firms and JEA expects Burns & McDonnell a larger firm to produce quality work with less hours required. The proposed rates contained in the this Burns & McDonnell award are the same rates previously awarded to Burns & McDonnell for general engineering services by the awards committee on 03/21/2024 and for substation/ transmission general engineering services on 5/23/2024. The rates submitted by Black & Veatch are slightly less than those proposed by Burns & McDonnell.  The awarded funds of \$2,750,000 will be split equally between the three contracts because the projects that are included in this award are large and complex and require broader expertise to successfully implement. Burns & McDonnell received the highest evaluation of its Company Experience due to its demonstration of experience in these areas. Leidos was the second highest evaluated while Black & Veatch was third.										
Consent and Regular Agenda Signatures											
Budget	Name/Title _____										
Awards Chairman	Name/Title _____										
Procurement	Name/Title _____										
Legal	Name/Title _____										

JEA Awards Agenda July 11, 2024 225 North Pearl St., Jacksonville, FL 32202 - Hydrangea Room 1st Floor <a href="#">Teams Meeting Info</a>											
Consent Agenda											
The Chief Procurement Officer offers the following items for the JEA Awards Consent Agenda. Any item may be moved from the Consent Agenda to the Regular Agenda by a committee member asking that the item be considered separately. <b>All items on the Consent agenda have been approved by OGC, Budget and the Business Unit Vice President and Chief.</b> The posting of this agenda serves as an official notice of JEA's intended decision for all recommended actions for <b>Formal Purchases</b> as defined by <b>Section 3-101 of the JEA Procurement Code</b> . Please refer to JEA's Procurement Code, if you wish to protest any of these items.											
Award #	Type of Award	Solicitation # & Short Description/Title	VP	Awardee	Funding Source	Award Amount	Original Award Amount	New Not-to-Exceed	Amendments	Term (Projected) Start Date - End Date	JSEB Participation (Y/N) If Y, then list company name(s) (% , \$ - awarded)
1	Minutes	Minutes from 06/07/2024 Meeting	N/A	N/A	N/A	N/A	N/A	N/A	N/A	N/A	N/A
2	Rescind	1411701646 Sewage Pump Station Wet Well & Process Tank Cleaning & Hauling Services - Class I II III IV	Vu	N/A	O&M	N/A	N/A	N/A	N/A	N/A	N
	Moved to Regular Agenda as item #1										
3	Contract Increase	069-19 - UG Distribution Construction & Maintenance Services	Wheeler	Heart Utilities of Jacksonville Inc.	Capital	\$3,535,000.00	\$20,974,734.30	\$31,910,845.26			
	Last Award Approval: 05/11/2021 For additional information contact: Jason Behr  The scope of work includes construction and maintenance of distribution facilities of pre-cast and cast-in-place reinforced manholes, reinforced concrete duct banks and open trench or directional drilled conduit. The work also includes the installation and removal of primary and secondary cables, streetlights, and street light cables associated with an underground electrical distribution system. Work will also include projects that will restore electricity and increase system reliability. An immediate response in emergencies and hurricanes is required.  This contract increase will provide funding through the end of the original contract term of 10/30/2024. Original award amounts and last contract increase were awarded to budgets for projects that were identified at the time of award. This increase is for new projects that have been identified for FY24. There is not a rate increase associated with this increase, current rates will remain in effect.								05/11/2023 - \$7,401,110.96	Five (5) Years w/Two (2) - 1 Yr. Renewals  Start: 10/31/2019 End: 10/30/2024 2 Renewals Remaining	N
4	Request for Proposal	1411499846 - Design Services for Northwest Water Reclamation Facility	Melendez	Hazen and Sawyer	Capital	\$2,422,299.00	N/A	\$2,422,299.00			
	Moved to Regular Agenda as item #2								N/A	Project Completion Start: 12/04/2024 End: 08/04/2026 (Estimated)	Yes Four Waters Engineering, Inc (Civil) - \$69,685.00  Smith Surveying, LLC (Survey/SUE) - \$99,150.00  Alpha Envirotech Consulting, Inc (Environmental) - \$7,500.00
5	Contract Increase	1410617246 (RFP) Substation Packaging Services	Melendez	Substation Enterprises, Inc.  Dis-Tran Steel, LLC	Capital	Substation Enterprises, Inc. - \$2,430,243.66  Dis-Tran Steel, LLC - \$3,814,750.09	Substation Enterprises, Inc. - \$536,100.00  Dis-Tran Steel, LLC - \$1,250,900.00	Substation Enterprises, Inc. - \$3,019,953.66  Dis-Tran Steel, LLC - \$5,065,650.09			
	Originally Awarded: 12/08/2022 For additional information contact: Jason Behr  This solicitation is to select substation material packaging company(s) that will be contracted to provide structures, materials and other engineered equipment for JEA substation projects and/or small transmission projects that are incidental to substation projects. The company(s) shall perform and provide all design, detailing, documentation, procurement, manufacturing, scheduling, equipment selection, materials, project management and associated services for a turn-key, ready-to-install substation package of structures and materials to allow JEA to construct improvements to the JEA electric system.  This contract increase is to the cover the combination of current commitments as well as future project estimates. The original award amount was determined by a list of current approved project budgets at the time of award. Original award noted that JEA would preliminarily fund the contract and would return to Awards Committee to add funds to the contracts to fund work as projects are released and scopes of work are determined. This increase will cover the newly identified projects for FY24 and FY25. There is not a rate increase associated with this increase, current rates will remain in effect.								Substation Enterprises, Inc. - 11/28/2023 - \$53,610  Dis-Tran Steel, LLC - N/A	Three (3) Years w/ Two (2) - 1 Yr. Renewals  Start Date: 12/30/2022 End Date: 12/29/2025	N
6	Change Order	007-21 Engineering Services for the Monterey Wastewater Treatment Facility (WWTF) Improvements Project	Melendez	Constantine Engineering, LLC	Capital	\$645,064.77	\$1,011,570.29	\$2,461,568.80			
	Moved to Regular Agenda as item #3								11/03/2022 - \$230,446.74 11/09/2023 - \$574,487.00	Project Completion Start: 02/04/2021 End: 10/28/2029 (Estimated)	Four Waters Engineering (Civil) - \$6,000.00



7	Renewal	Limestone Crushing Services	Erixton	Norton Irrigation, Inc.	O&M	\$223,704.00	\$1,062,000.00	\$1,285,704.00	N/A	One (1) year, Two (2) 1 Yr Renewals	N/A
	Last Award Approval: 06/11/2023  JEA Fuels has sourced unsized limestone > 3" in diameter due to sourcing availability of sized limestone. This limestone is too large for JEA systems to handle and must be crushed to a manageable size. This practice began in mid 2023 and JEA resolved this issue by purchasing crushing (sizing) equipment, which one of two units have come online and the second unit is unexpected to come online later this month. Additionally, JEA contracted for turnkey crushing operation to provide labor and machinery necessary to meet the JEA sizing requirements a maximum of 3/4".  As JEA prepared to bring in-house crushing capability online, JEA built what was then adequate inventory of crushed rock. However, JEA has recently brought on NGS Unit 1 online which is driving higher consumption of crushed limestone then existing stores and production can yield. Because of this, JEA has been slowly consuming its existing stores of crushed and has requested the turnkey crushing supplier to augment JEA capabilities. JEA will utilize the remaining NTE value to cover a portion of this purchase (\$63,736.00), but will need additional funds (\$223,704.00) to cover the anticipated amount to complete (\$287,500.00); this additional portion is the proposed award amount and will be a ratification. The ratification was driven due to timing in getting the supplier on-site and begin crushing to maintain an acceptable inventory level of crushed stone and avoid potential NGS unit shutdowns due to lack of the stone.										
8	Miscellaneous	1410805246 Mandarin Water Reclaim Facility Sludge Holding Tanks Rehab	Melendez	Ferreira Construction Southern Division	Capital	\$2,798,415.75	N/A	\$2,798,415.75	N/A	Project Completion Start: 07/30/2024 End: 06/30/2025 (Estimated)	N
	For additional information contact Marline McDonald  The scope of work for this contract includes repairing two existing sludge holding tanks, temporary bypass piping, and the relocation of existing pumps to utilize a temporary ground storage tank.  This project was originally awarded to Williams Industrial Services, LLC on 10/13/2022 in the amount of \$2,861,995.23. Williams notified JEA on 07/20/2023 that it was stopping work on all JEA projects. Williams Industrial subsequently declared bankruptcy. Prior to the notice given to JEA, Williams had been paid \$282,984.33 for the project. JEA terminated the Williams Industrial contract and contacted the surety. Per the terms of bond, the surety has paid JEA \$357,404.84 which represents the difference between the remaining contract balance with Williams Industrial and the Ferreira Construction quote. Per section 3-104 of the Procurement Code, JEA is directly awarding the remaining scope of work of the terminated Williams Industrial contract to Ferreira Construction.  JEA reviewed the project with Ferreira Construction and deemed the quote reasonable compared to other projects.										
9	Joint Project	JP - COJ - Old Middleburg RD - 103RD ST to Country Mill LN PH1- Relocate - WM	Melendez	J.B. Coxwell Contracting, Inc.	Capital	\$494,384.00	N/A	\$494,384.00	N/A	Project Completion Start: 08/31/2024 End: 10/31/2025 (Estimated)	N
	Three (3) Bids Received (City of Jacksonville) For additional information contact: David King  The City of Jacksonville (COJ) is proposing to widen Old Middleburg Road from 103rd Street to Country Mill Lane (Phase I) from the current 2 travel lanes to 4 travel lanes. Additional roadway improvements include new bike lanes; storm sewer system upgrades and new sidewalks. JEA's existing 16" & 8" water mains and associated services are in conflict throughout the COJ project limits. In an effort to reduce JEA relocation construction costs and limit adverse impacts to JEA's rate payers, JEA will relocate its facilities out of conflict, concurrently with the COJ roadway construction as a Joint Project.  COJ bid out their project which included JEA's portion of the work. JB Coxwell, Inc. was the low bidder overall, as well as the low bidder for the JEA portion of the work. Other bidders were United Brothers Development Corp. (\$618,380.00) and Besch and Smith Civil Group (\$763,064.04). The bid was reviewed by JEA staff and deemed reasonable when compared to other projects.										
10	Invitation for Bid (IFB)	1411667446 (IFB) Normandy Substation New Control House Construction	Melendez	National Electrical Engineering Consultants LLC	Capital	\$3,291,942.48	N/A	\$3,291,942.48	N/A	Start Date: 08/01/2024 End Date: 06/02/2025	Y, Garmon Trucking, 3%, \$78,000
	Advertised: 04/05/2024 Opened: 05/07/2024 Four (4) Bids Received For additional information contact: Jason Behr  The purpose of this Invitation for Bid (IFB) is to select a vendor to construct a new control house within Normandy substation that is 20 feet longer than the recently constructed Nocatee control house. All control house accessories such as cable tray, electric panels, etc. are to be included. Vendor will relocate 29 relay panels from the old control house and install in the new control house. They will extend the cable trench and access road pavement. Lastly, they will extend the ground grid around the new control house and add lighting protection for the new control house.  JEA received four (4) bids for this project. All respondents were qualified on the Responsible Bidder's List as indicated in the Minimum Qualifications for this solicitation. The lowest bidder was approximately 600k lower than the next lowest bidder.  The bids received were significantly higher than the original budget estimate of approximately 2M. The scope of work for this solicitation included additional scope not included in the original budget estimate. The new scope includes cost for grounding after the scope was changed from modifying existing grid to wholesale replacement. Other costs increases were seen with contractor administration and mobilization. All cost categories were also affected by material and labor inflation and market force variation since the last cost opinion. After review of similar recently awarded projects, the award amount is deemed reasonable.										
Consent Agenda Action											
Committee Members in Attendance	Names	Ted Phillips, David Emanuel, Raynetta Marshall									
Motion by:	Raynetta Marshall										
Second By:	David Emanuel										
Committee Decision	Items 2, 4 and 6 were moved to the Regular Agenda, Item 5 was deferred, Items 1,3, and 7-10 were approved.										

Regular Agenda											
Award #	Type of Award	Solicitation # & Short Description/Title	VP	Awardee	Award Amount	Original Award Amount	New Not-to-Exceed	Amendments	Term	JSEB Participation (Y/N) If Y, then list company name(s) (% , \$ - awarded)	Action
1	Rescind	1411701646 Sewage Pump Station Wet Well & Process Tank Cleaning & Hauling Services - Class I II III IV	Vu	N/A	N/A	N/A	N/A	N/A	N/A	N	Motion by: David Emanuel  Second by: Raynetta Marshall  Committee Decision: Approved
	For additional information contact: Darriel Brown										
	The scope of work for this project includes providing industrial services to remove & dispose of sand, grit, grease, and other entrained debris from various class I, II, III influent pump station wet wells and floating and solidified fats, oils, grease (FOG), grit and other entrained debris from various Process Tanks at Water Reclamation Facilities and Class IV Lift Stations at the lowest cost to JEA.										
	On bid opening on 6/4/2024, JEA received no bids. JEA extended the bid due date by a week and replied to additional vendor questions. Three (3) bids were received on the new bid due date of 6/11/2024. Upon review, it was noted that bids had a wide variation in pricing; either unreasonably high or low, compared to prevailing market rates. Upon inquiring with bidders to seek clarification, JEA determined vendors were not clear on the expectations for this solicitation, and did not seek additional information from JEA during the advertising period. JEA determined it best to rebid this service as an Invitation to Negotiate (ITN) to allow for vendor clarification as needed during the evaluation and negotiation phases of the ITN.										
This request is to rescind with the intent to re-bid in the future. All pricing will be held confidential for 12 months, or if earlier, such time as JEA provides notice of an intended decision concerning the re-issued ITN, or until JEA withdraws the re-issued ITN.											
Discussion/ Action: Reason for rescinding the award, with the intention of readvertising the bid as an intent to negotiate.											
Discussion/ Action Participants: Ted Phillips, Joe Perez, Raynetta Marshall											
2	Request for Proposal	1411499846 - Design Services for Northwest Water Reclamation Facility	Melendez	Hazen and Sawyer	\$2,422,299.00	N/A	\$2,422,299.00	N/A	Project Completion Start: 12/04/2024 End: 08/04/2026 (Estimated)	Yes Four Waters Engineering, Inc (Civil) - \$69,685.00  Smith Surveying, LLC (Survey/SUE) - \$99,150.00  Alpha Envirotech Consulting, Inc (Environmental) - \$7,500.00	Motion by: Ted Phillips  Second by: David Emanuel  Committee Decision: Deferred
	Advertised: 12/07/2023 Opened: 02/13/2024 Three (3) Proposals Received For additional information contact: Marline McDonald										
	The scope of work for this contract includes design services, permitting, bid, and post design engineering services for the construction of a new Water Reclamation Facility at the Northwest Water Reclamation Facility site. The services include, but are not limited to: influent screening, oxidation ditches, secondary clarifiers, cloth disk filters, UV system, plant drain (sewer) pump stations, digester, reject storage, biosolids management, chemical system, I&C, electrical building, generator, fuel tank and yard piping.										
	Hazen and Sawyer was evaluated as the most qualified firm for this project. Negotiations for Phase 1 of the project have been completed. Phase 1 consists of preliminary recommendations for short and long term implementation and basis of technical memoranda documents. Phase 2 will be the detailed design and Phase 3 will be post-design services. Once Phase 1 is completed, an amendment request will be brought back before the Awards Committee for approval of Phase 2. The internal estimate for all three phases of the engineering work is \$13,526,900.00. The hourly rates used in the pricing proposal are, on average, 3.3% above the last Hazen and Sawyer contract approved in 2020 and deemed reasonable. The overall scope and fee were reviewed by project staff and deemed reasonable compared to past projects.										
Discussion/ Action: Item is being deferred so that it may be presented to Capital Projects for awareness in August's Meeting before the Awards Committee voting on this item.											
Discussion/ Action Participants: Ted Phillips, Raynetta Marshall											
3	Change Order	007-21 Engineering Services for the Monterey Wastewater Treatment Facility (WWTF) Improvements Project	Melendez	Constantine Engineering, LLC	\$645,064.77	\$1,011,570.29	\$2,461,568.80	11/03/2022 - \$230,446.74 11/09/2023 - \$574,487.00	Project Completion Start: 02/04/2021 End: 10/28/2029 (Estimated)	Four Waters Engineering (Civil) - \$6,000.00	Motion by: Raynetta Marshall  Second by: David Emanuel  Committee Decision: Approved
	Last awarded: 11/03/2022 For additional information contact: Marline McDonald										
	The scope of work for this contract includes the design of the rehabilitation of the Monterey WWTF projects. These projects include an influent screening/pump station, sequence batch reactor No. 4 conversion to an aerobic sludge digester, sludge holding, dewatering and truck loading, effluent pump station, effluent equalization tank, an electrical and storage building, emergency electrical generator/fuel tank, an abandoned odor control system and operation building and site improvements.										
	JEA has extended out the timeline for this project for budgetary reasons. JEA requested the engineer provided an updated services during construction (SDC) schedule for this reason. This change order request nullifies the SDC scope of work authorized under amendment number two of the contract authorized by the Awards Committee on 11/09/2023 in the amount of \$574,487.00. No work has been completed under amendment number two, and those funds will be used to partially fund this change order. This amendment request scope of work includes evaluating the phasing of the project to accommodate future cash flows, identifying revisions to construction documents to be re-priced by the construction contractor due to JEA's phasing evaluation, provide SDC, and provide landscape architecture, irrigation and other civil services necessary to respond to City permit comments.										
The hourly rates used to determine the fee for these services has been increased by CPI. The total fee for this amendment is \$1,219,551.77. The unused total for amendment number two is \$574,487.00 resulting in a net contract increase of \$645,064.77. The fee has been reviewed by JEA staff and deemed reasonable compared to past projects.											
Discussion/ Action: Discussed the reason for the award increase was due to the timeline being extended and to cover the timeline over a few fiscal years. They also attached a new scope of services showing the timeline revision and icrease.											
Discussion/ Action Participants: Ted Phillips, Daniel Kruck											

Consent and Regular Agenda Signatures		
Budget	Name/Title	<u>Stephanie M. Nealy</u>
Awards Chairman	Name/Title	<u>Theodore B. Phillips</u> CFO
Procurement	Name/Title	<u>JJ McMan</u>
Legal	Name/Title	<u>Rebecca Lavis</u>

**CHANGE ORDER NO. 3**  
**Scope of Services Engineering Services During Construction for**  
**159-18 Townsend Blvd. Pump Station**

**Article A. Purpose**

The purpose of this Change Order No. 3 (CO #3) is to authorize and direct the CONSULTANT (Wright-Pierce, Inc.) to discard Task 6 of JEA Contract #18492, Appendix B; to create a new task 6; and, to provide additional engineering services during construction (SDC). The scope of services of design/ engineering services to be provided under this CO #3 as described in Article B.

**Article B. Scope of Services**

The following tasks include the CONSULTANT'S overall scope of services for the PROJECT.

**Task 6 – Additional Engineering Services During Construction (SDC):**

1. Project Management
  - 1.1. Monitor project progress.
  - 1.2. Prepare monthly invoices and submit project progress update.
2. Construction Progress Meetings
  - 2.1. Attend on-site construction progress meetings if requested by JEA. Not to exceed 3 progress meetings.
3. Review Shop Drawings
  - 3.1. Receive, review, evaluate, and distribute shop drawings within 14 calendar business days of receipt of the shop drawings. Expected number of shop drawings 6.
4. O&M Manuals
  - 4.1. Receive, review, evaluate, and distribute O&M manuals within 14 calendar business days of receipt of the shop drawings. Expected number of manuals 9
5. Requests for Information (RFI)
  - 5.1. Receive, review, and evaluate RFIs. Submit RFI response to JEA Construction Administrator. Expected number of RFIs 3.
6. Change Order
  - 6.1. Review Contractor's change order request if required by JEA. Issue drawing revision if required. Expected number of 3.
7. Substantial Completion Walk-Through if required by JEA.
  - 7.1. Overall engineer of record to conduct a walk through to visually assess the project completion.
  - 7.2. Instrumentation and Electrical engineers of record to conduct a walk through to assess the project completion.



- 7.3. Create a punch list.
- 8. Final Walk-Through if required by JEA.
  - 8.1. Overall engineer of record will conduct the final walk through to confirm and verify the completion of the punch list.
  - 8.2. Instrumentation and Electrical engineers of record will conduct the final walk through to confirm and verify the completion of the punch list.
- 9. Construction Record Drawings
  - 9.1. Review Contractor's construction red lines.
  - 9.2. Once accepted Contractor's construction red lines, update Construction Record Drawings (Note: The Contractor's payment request acceptance is dependent of the acceptance by the CONSULTANT of the Contractor's construction red lines).
  - 9.3. At the end of the construction, produce and submit construction record drawings for JEA review.
  - 9.4. Incorporate JEA review comments and submit final construction record drawings.
- 10. Asset Management
  - 10.1. Review the Contractor's asset management table.
  - 10.2. Once accepted Contractor's asset management table, update asset management table (Note the Contractor's payment request acceptance is dependent of the acceptance by the CONSULTANT of the Contractor's asset management table).
  - 10.3. At the end of the construction, produce and submit the construction asset management table for JEA review.
  - 10.4. Incorporate JEA review comments and submit final asset management table.
- 11. Project Certification
  - 11.1. FDEP
  - 11.2. St. Johns WMD, ERP
  - 11.3. COJ-10 Set

### **Schedule**

The scope of services as defined is undergoing. The anticipated duration of the Project is 9 months for construction from *February 14, 2024*.

### **Compensation**

Compensation will be on limited amount not to exceed time and material for Task 6 outlined in Exhibit A.

Exhibit A		PM/EOR	Lead Project Mechanical Engineer	Senior Technical Specialist Structural Engineer	Senior Technical Specialist I&C Engineer	Senior Technical Specialist Electrical Engineer	Staff Engineer	SR CADD Tech	Senior Technician	Clerical / Admin	Other Direct Cost	HOURS / TASK	TOTAL FEE/ TASK
TASK	RATE	\$243.20	\$220.56	\$243.20	\$234.00	\$208.17	\$122.86	\$117.34	\$132.50	\$86.26	\$0		
<b>Task 6 – Additional SDC</b>													
1.1 Monitor project progress.		8					3					11	\$ 2,314.18
1.2 Monthly invoices and project progress update.		4					3					7	\$ 1,341.38
2.1 On-site construction progress meetings													
3.1 Shop drawings		2	6	6	5	5	6		2	6		38	\$ 6,999.53
4.1 O&M manuals		2	4				6					12	\$ 2,105.80
5.1 RFI		4	4	6	5	5	11			5		40	\$ 7,307.85
6.1 CO		4	4	9			10		4	4		35	\$ 6,147.48
7 Substantial Completion		6					10					16	\$ 2,687.80
7.1 EOR walk through to assess project completion													
7.2 I&C and Electrical EORs walk through to assess project													
7.3 Create a punch list													
8 Final Walk-Through													
8.1 EOR walk through to verify punch list.													
8.2 I&C and Electrical EORs walk through to verify punch list.													
9 Construction Record Drawings		4			2	2	5	40		2		55	\$ 7,337.56
9.1 Review Contractor's construction red lines													
9.2 Update Construction Record Drawings													
9.3 Produce and submit record drawings													
9.4 Incorporate JEA review comments.													
10 Asset Management (EAM)		4					2					6	\$ 1,218.52
10.1 Review the Contractor's EAM													
10.2 Update EAM													
10.3 Produce and submit EAM for JEA review.													
10.4 Incorporate JEA review comments and submit final EAM.													
11 Project Certification													
11.1 FDEP Certifications/permits for diesel tank etc.		2					8					10	\$ 1,469.28
													\$ -
2 TASK 2 LABOR FEE		\$ 9,728.00	\$ 3,970.08	\$ 5,107.20	\$ 2,808.00	\$ 2,498.04	\$ 7,863.04	\$ 4,693.60	\$ 795.00	\$ 1,466.42			\$ 38,929.38
TASK 2 HOURS		40	18	21	12	12	64	40	6	17		230	
TOTAL LUMP T&M (NTE)													\$ 38,929.38



## Formal Bid and Award System

Award #9 May 5, 2022

**Type of Award Request:** REQUEST FOR PROPOSALS (RFP)  
**Request #:** 320  
**Requestor Name:** Ventura, Mildred - Contract Specialist  
**Requestor Phone:** (904) 665-5201  
**Project Title:** Facilities HVAC Repair and Installation Services for Up To 20 Tons  
**Project Number:** HE30801, 8007289, 8007349  
**Project Location:** JEA  
**Funds:** O&M and Capital  
**Budget Estimate:** \$600,000.00

### Scope of Work:

The purpose of this Request for Proposal (RFP) is to evaluate and select a vendor that can provide economical pricing for as needed HVAC services. Services include, but are not limited to, repairs and installation for units up to 20-ton split, package cooling and heat pump systems, and supply/exhaust ventilation fans. JEA owns approximately 717 HVAC systems located primarily in Duval County, with some additional systems in St. Johns, Clay, and Nassau. Less than ten (10) percent of these systems are rooftop package units which may require lifts to perform the work. The work to be performed by the Company includes all labor, supervision, materials (when requested), tools and equipment, as necessary for repair and installation. The specifications ensure that the Company performs these services with skilled personnel in a safe and professional manner adhering to all JEA, City, County and State regulations and requirements. These services will be scheduled on an as needed basis. Contract(s) may be awarded to a single company or multiple companies based on price and JEA needs.

**JEA IFB/RFP/State/City/GSA#:** 1410572446

**Purchasing Agent:** Selders, Elaine L.

**Is this a Ratification?:** NO

### RECOMMENDED AWARDEE(S):

Name	Contact Name	Email	Address	Phone	Amount
CERTIFIED AIR CONTRACTORS, INC.	Chris Miciano	cmiciano@msifla.com	4505 MARQUETTE AVENUE JACKSONVILLE, FL 32210	904-389-7950	\$200,000.00
W.W. GAY MECHANICAL CONTRACTORS, INC.	Fred Miller	fmliller@wwgmc.com	524 STOCKTON ST, JACKSONVILLE, FL 32204	904-388-2696	\$200,000.00

**Amount for entire term of Contract/PO:** \$400,000.00

**Award Amount for remainder of this FY:** \$133,333.33

**Length of Contract/PO Term:** One (1) Year w/Three (3) – One (1) Yr. Renewals

**Begin Date (mm/dd/yyyy):** 05/28/2022

## Award #3 Supporting Documents 07/18/24

**End Date (mm/dd/yyyy):** 05/27/2023  
**Renewal Options:** YES - Three (3) - One (1) Yr. Renewals  
**JSEB Requirement:** N/A – Optional  
**BIDDERS:**

Name	Amount	Score
CERTIFIED AIR CONTRACTORS, INC.	\$626,960.00	92.33
W.W. GAY MECHANICAL CONTRACTORS, INC.	\$641,520.00	91.76
JOHNSON CONTROLS	\$747,363.00	88.23
THERMASERVE, INC.	\$664,630.00	85.06
CARRIER CORPORATION	\$824,950.00	83.07
BROOKS BUILDING SOLUTIONS	\$636,040.00	80.10

### Background/Recommendations:

Advertised on 02/08/2022. Six (6) prime companies attended the optional pre-proposal meeting held on 02/17/2022. At Proposal opening on 03/15/2022, JEA received six (6) Proposals. JEA evaluated the companies on rates, past experience, performance issues and warranties, and design approach. Certified Air Contractors, Inc. and W. W. Gay Mechanical Contractors, Inc. have been deemed the highest evaluated Responsive and Responsible Proposers. A copy of the Proposal Forms, Proposal Workbook Summaries and Evaluation Results are attached as backup.

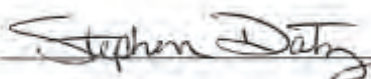



The initial intent was to award two equal contracts based on the two highest ranking vendors to allow for business flexibility. Often times one contractor may excel at installation and another at repairs, which allows JEA to pick the best vendor to respond based on their respective specific skill set. The one-year term allows JEA to evaluate vendor performance and determine if services rendered under the contract are meeting business requirements.

The original budget estimate was determined using projected volume requirements at existing rates. This methodology includes a projected use for Capital and O&M projects. The Facilities Capital project group utilizes this contract when time restrained situations arise that inhibit bidding out a project through the traditional procurement process. The decision was made to reduce the award amount to more closely align with the actual average spend over the last three (3) years. This reduction amount includes the Facilities Capital project groups use of the contract over that period. When compared to the previous contract there was a 13 percent (13%) normalized increase in rates (\$39,700.00) which aligns with the 11.47% market increases in the Producer Price Index (PPI).

1410572446 – Request approval to award a contract for Facilities HVAC Repair and Installation Services for Up To 20 Tons to Certified Air Contractors, Inc. (\$200,000.00) and W.W. Gay Mechanical Contractors, Inc. (\$200,000.00), for a total not-to-exceed amount of \$400,000.00, subject to the availability of lawfully appropriated funds.

**Manger:** Crane, Chris – Mgr. Facilities Operations  
**Director:** Brunell, Baley L. – Dir. Facilities & Fleet Services  
**VP:** McElroy, Alan D. - VP Supply Chain & Operations Support

### APPROVALS:

	
Chairman, Awards Committee	Date
	
Elmore, Steven D. Budget Representative	Date



**1410572446 APPENDIX B - PROPOSAL FORM**  
**FACILITIES HVAC REPAIR AND INSTALLATION SERVICES FOR UP TO 20 TONS**

**PROPOSER INFORMATION:**

PROPOSER NAME: : WW Gay Mechanical Contractor, Inc. \_\_\_\_\_

BUSINESS ADDRESS: 524 Stockton Street \_\_\_\_\_

CITY, STATE, ZIP CODE: Jacksonville, FL 32204 \_\_\_\_\_

TELEPHONE: (904) 388-2696 \_\_\_\_\_

FAX: (904) 394-7944 \_\_\_\_\_

EMAIL OF CONTACT: fmiller@wwgmc.com \_\_\_\_\_

WEBSITE: www.wwgmc.com \_\_\_\_\_

**BOND REQUIREMENTS**

**BID SECURITY REQUIREMENTS**

**Certified Check or Bond (Five Percent 5%)**

**SECTION 255.20, FLORIDA STATUTES CONTRACT BOND**

**Bond Required 100% of Proposal Award**

**SELECTION CRITERIA**

**QUOTATION OF RATES**

**Maximum score for criterion is: 40 Points**

Proposer shall provide pricing for the Contract by completing the enclosed **Appendix B – Proposal Workbook and Proposal Form**. The rates provided shall be all-inclusive and shall include all profit, taxes, benefits, travel, and all other overhead items.

Please note, the rates or lump sums quoted by Proposer on the Proposal Form must be firm prices, not estimates. ANY MODIFICATIONS, EXCEPTIONS, OR OBJECTIONS CONTAINED WITHIN THE PROPOSAL FORM SHALL SUBJECT THE PROPOSAL TO DISQUALIFICATION.

Description of Services – 1410572446 Facilities HVAC Repair And Installation Services For Up To 20 Tons	Total One (1) Year Proposal Price
Total One (1) Year Proposal Price – Transfer total from Appendix B – Proposal Workbook. This number will be entered in Zycus.	\$641,520.00

**PAST EXPERIENCE**

**Maximum score for this criterion: 10 Points**

Proposer shall provide one (1) resume for the Account Manager available to work on the JEA engagement. At minimum, the resume shall present the employee's name, title, and years of service with the company, applicable professional registrations, education and work experience. The Proposer shall also submit a verifiable local business address for this person, their availability and their expected average response time to JEA.

**PERFORMANCE ISSUES AND WARRANTIES**

**Maximum score for this criterion: 25 Points**

The Proposer shall submit a written “Quality Plan” addressing, at a minimum, the following elements for JEA, and how it specifically applies to the following needs of JEA:

- Coverage, Adequacy and Frequency of Inspection
  - How will the Proposer determine if the specified Service Levels are being met across all sites?
  - What will be inspected?
  - Who will complete the inspections?
  - What will be the frequency of inspections?
  - What will be the coverage (Frequency of all sites receiving inspections)?

**1410572446 APPENDIX B - PROPOSAL FORM**  
**FACILITIES HVAC REPAIR AND INSTALLATION SERVICES FOR UP TO 20 TONS**

- Frequency and Delivery of Metric Reporting
  - What Quality Metrics will be tracked?
  - How often will reporting be provided to JEA?
  - How will the data be made available to JEA?
  - How will the reporting be delivered? Electronically or via hard copy?
- Follow Up Action Plan for Failed Inspections
  - Please propose a “Follow Up Action Plan” for any failed inspections.

Proposer may provide this information in its own format to be attached to Appendix B – Proposal Form.

**DESIGN APPROACH TO CONTRACT MANAGEMENT AND SCHEDULE**

**Maximum points for this criterion: 25 Points**

Describe your Company’s approach in providing the services described in the Scope of Work for this RFP.

Describe the approach of how your Company will provide the services, ensure timely completion, provide quality workmanship and accomplish required objectives within the project schedule.

Proposer may provide this information in its own format to be attached to Appendix B – Proposal Form. The section is limited to a maximum of two (2) pages.

**Proposers's Certification**

By submitting this Proposal, the Proposer certifies (1) that the Proposer has read and reviewed all of the documents pertaining to this RFP and agrees to abide by the terms and conditions set forth therein, (2) that the person signing below is an authorized representative of the Proposer, and (3) that the Proposer is legally authorized to do business and maintains an active status, in the State of Florida. The Company certifies that its recent, current, and projected workload will not interfere with the Proposer's ability to Work in a professional, diligent and timely manner.

The Proposer certifies, under penalty of perjury, that it holds all licenses, permits, certifications, insurances, bonds, and other credentials required by law, contract or practice to perform the Work. The Proposer also certifies that, upon the prospect of any change in the status of applicable licenses, permits, certifications, insurances, bonds or other credentials, the Proposer shall immediately notify JEA of status change.

Please initial below:

FLM (Initials) I have read and understood the Sunshine Law/Public Records clauses contained within this solicitation. I understand that in the absence of a redacted copy my proposal will be disclosed to the public “as-is”.

We have received addenda 1 & 2 through 3/10/2022

Frederick L. Miller

Signature of Authorized Officer of Proposer or Agent

3/11/2022

Date

Frederick L. Miller; Building Services Project Manager  
Printed Name & Title

(904) 394-7609

Phone Number

**1410572446 APPENDIX B - PROPOSAL FORM  
FACILITIES HVAC REPAIR AND INSTALLATION SERVICES FOR UP TO 20 TONS**

**PROPOSER INFORMATION:**

PROPOSER NAME: MSI – Certified Air Contractors  
BUSINESS ADDRESS: 4505 Marquette Ave  
CITY, STATE, ZIP CODE: Jacksonville, FL 32210  
TELEPHONE: 904-389-7950  
FAX: 904-389-4925  
EMAIL OF CONTACT: cmiciano@msifla.com  
WEBSITE: https://www.msifla.com/certified-air-contractors

**BOND REQUIREMENTS**

**BID SECURITY REQUIREMENTS**

**Certified Check or Bond (Five Percent 5%)**

**SECTION 255.20, FLORIDA STATUTES CONTRACT BOND**

**Bond Required 100% of Proposal Award**

**SELECTION CRITERIA**

**QUOTATION OF RATES**

**Maximum score for criterion is: 40 Points**

Proposer shall provide pricing for the Contract by completing the enclosed **Appendix B – Proposal Workbook and Proposal Form**. The rates provided shall be all-inclusive and shall include all profit, taxes, benefits, travel, and all other overhead items.

Please note, the rates or lump sums quoted by Proposer on the Proposal Form must be firm prices, not estimates. ANY MODIFICATIONS, EXCEPTIONS, OR OBJECTIONS CONTAINED WITHIN THE PROPOSAL FORM SHALL SUBJECT THE PROPOSAL TO DISQUALIFICATION.

Description of Services – 1410572446 Facilities HVAC Repair And Installation Services For Up To 20 Tons	Total One (1) Year Proposal Price
Total One (1) Year Proposal Price – Transfer total from Appendix B – Proposal Workbook. This number will be entered in Zycus.	\$626,960.00

**PAST EXPERIENCE**

**Maximum score for this criterion: 10 Points**

Proposer shall provide one (1) resume for the Account Manager available to work on the JEA engagement. At minimum, the resume shall present the employee's name, title, and years of service with the company, applicable professional registrations, education and work experience. The Proposer shall also submit a verifiable local business address for this person, their availability and their expected average response time to JEA.

**PERFORMANCE ISSUES AND WARRANTIES**

**Maximum score for this criterion: 25 Points**

The Proposer shall submit a written “Quality Plan” addressing, at a minimum, the following elements for JEA, and how it specifically applies to the following needs of JEA:

- Coverage, Adequacy and Frequency of Inspection
  - How will the Proposer determine if the specified Service Levels are being met across all sites?
  - What will be inspected?
  - Who will complete the inspections?
  - What will be the frequency of inspections?
  - What will be the coverage (Frequency of all sites receiving inspections)?

**1410572446 APPENDIX B - PROPOSAL FORM**  
**FACILITIES HVAC REPAIR AND INSTALLATION SERVICES FOR UP TO 20 TONS**

- Frequency and Delivery of Metric Reporting
  - What Quality Metrics will be tracked?
  - How often will reporting be provided to JEA?
  - How will the data be made available to JEA?
  - How will the reporting be delivered? Electronically or via hard copy?
- Follow Up Action Plan for Failed Inspections
  - Please propose a “Follow Up Action Plan” for any failed inspections.

Proposer may provide this information in its own format to be attached to Appendix B – Proposal Form.

**DESIGN APPROACH TO CONTRACT MANAGEMENT AND SCHEDULE**

**Maximum points for this criterion: 25 Points**

Describe your Company’s approach in providing the services described in the Scope of Work for this RFP. Describe the approach of how your Company will provide the services, ensure timely completion, provide quality workmanship and accomplish required objectives within the project schedule.

Proposer may provide this information in its own format to be attached to Appendix B – Proposal Form. The section is limited to a maximum of two (2) pages.

**Proposers's Certification**

By submitting this Proposal, the Proposer certifies (1) that the Proposer has read and reviewed all of the documents pertaining to this RFP and agrees to abide by the terms and conditions set forth therein, (2) that the person signing below is an authorized representative of the Proposer, and (3) that the Proposer is legally authorized to do business and maintains an active status, in the State of Florida. The Company certifies that its recent, current, and projected workload will not interfere with the Proposer's ability to Work in a professional, diligent and timely manner.

The Proposer certifies, under penalty of perjury, that it holds all licenses, permits, certifications, insurances, bonds, and other credentials required by law, contract or practice to perform the Work. The Proposer also certifies that, upon the prospect of any change in the status of applicable licenses, permits, certifications, insurances, bonds or other credentials, the Proposer shall immediately notify JEA of status change.

Please initial below:

\_\_\_\_ (Initials) I have read and understood the Sunshine Law/Public Records clauses contained within this solicitation. I understand that in the absence of a redacted copy my proposal will be disclosed to the public “as-is”.

We have received addenda 1 through 2

Chris Miciano  
Signature of Authorized Officer of Proposer or Agent

Chris Miciano Service Sales Manager  
Printed Name & Title

3/10/22  
Date  
904-678-7849  
Phone Number



## 1410572446 ADDENDUM 1- APPENDIX B - PROPOSAL WORKBOOK

## FACILITIES HVAC REPAIR AND INSTALLATION UP TO 20 TONS

<b>COMPANY NAME</b>	<b>W.W. Gay Mechanical Contractor, Inc.</b>
Company must submit pricing in the yellow cells where indicated to perform all services as described in Appendix A - Technical Specifications. These services will be scheduled on an as-needed basis. Labor prices should include travel time, travel mileage, profit, labor burden, fuel charges, meals, per diem, worksite clean up, equipment and anything needed to accomplish job. No separate billable line item will be paid by JEA without prior written approval from JEA Contract Administrator. Labor time begins when contractor is on JEA property.	

## SECTION 1 - LABOR COST FOR REPAIRS AND INSTALLATION OF HVAC UNITS

Company shall submit pricing in Column F to perform services as described in Section 14 of Appendix A - Technical Specifications. Items below are for labor cost only. The estimated One (1) year quantities are to be used as guidelines and are not a guarantee of work. These prices will be utilized, when labor is needed for work which is not specifically listed in Section I of the Proposal Workbook.

Item No	Labor Type		Unit Information		Extended Price
	Labor Category	Inspection Type	Estimated Annual Hours	Unit Price per hour	
1.1	Labor Level - Regular Hours	a Foreman	360	\$ 111.00	\$ 39,960.00
		b Journeyman	2,400	\$ 109.00	\$ 261,600.00
		c Apprentice Journeyman	1,080	\$ 64.00	\$ 69,120.00
1.2	Labor Level - Overtime Rate	a Foreman	60	\$ 151.00	\$ 9,060.00
		b Journeyman	180	\$ 149.00	\$ 26,820.00
		c Apprentice Journeyman	100	\$ 84.00	\$ 8,400.00
	Section 1 - ANNUAL LABOR COST				\$ 414,960.00

## SECTION 2 - PARTS AND MATERIALS

Company shall submit markup percentage in Column F for Parts and Materials which may be required for adhoc work, as described in Section 8.4 of Appendix A - Technical Specifications. If / when the JEA Contract Administrator requires adhoc services and materials are needed it shall be provided by Company. The markup percentage submitted below shall apply. The estimated annual amount is to be used as guidelines and not a guarantee of work.

Item No	Type	Estimated Annual Amount	Markup Percentage (Not to Exceed 30% on wholesale prices)	Extended Price
2.1	Parts and Materials Markup Percentage	\$ 177,000.00	28%	\$ 226,560.00
Section 2 - ANNUAL PARTS AND MATERIALS COST				\$ 226,560.00

One (1) Year Total Cost (Sections 1 and 2)	\$ 641,520.00
Transfer this One (1) year amount to Appendix B - Proposal Form	\$ 641,520.00

## 1410572446 APPENDIX B - PROPOSAL WORKBOOK

## FACILITIES HVAC REPAIR AND INSTALLATION UP TO 20 TONS

COMPANY NAME	MSI - Certified Air Contractors
Company must submit pricing in the yellow cells where indicated to perform all services as described in Appendix A - Technical Specifications. These services will be scheduled on an as-needed basis. Labor prices should include travel time, travel mileage, profit, labor burden, fuel charges, meals, per diem, worksite clean up, equipment and anything needed to accomplish job. No separate billable line item will be paid by JEA without prior written approval from JEA Contract Administrator. Labor time begins when contractor is on JEA property.	

## SECTION 1 - LABOR COST FOR REPAIRS AND INSTALLATION OF HVAC UNITS

Company shall submit pricing in Column F to perform services as described in Section 14 of Appendix A - Technical Specifications. Items below are for labor cost only. The estimated One (1) year quantities are to be used as guidelines and are not a guarantee of work. These prices will be utilized, when labor is needed for work which is not specifically listed in Section I of the Proposal Workbook.

Item No	Labor Type		Unit Information		Extended Price
	Labor Category	Inspection Type	Estimated Annual Hours	Unit Price per hour	
1.1	Labor Level - Regular Hours	a Foreman	360	\$ 99.00	\$ 35,640.00
		b Journeyman	2,400	\$ 99.00	\$ 237,600.00
		c Apprentice Journeyman	1,080	\$ 90.00	\$ 97,200.00
1.2	Labor Level - Overtime Rate	a Foreman	60	\$ 133.00	\$ 7,980.00
		b Journeyman	180	\$ 133.00	\$ 23,940.00
		c Apprentice Journeyman	100	\$ 122.00	\$ 12,200.00
			Section 1 - ANNUAL LABOR COST		\$ 414,560.00

## SECTION 2 - PARTS AND MATERIALS

Company shall submit markup percentage in Column F for Parts and Materials which may be required for adhoc work, as described in Section 8.4 of Appendix A - Technical Specifications. If / when the JEA Contract Administrator requires adhoc services and materials are needed it shall be provided by Company. The markup percentage submitted below shall apply. The estimated annual amount is to be used as guidelines and not a guarantee of work.

Item No	Type	Estimated Annual Amount	Markup Percentage (Not to Exceed 10%)	Extended Price
2.1	Parts and Materials Markup Percentage	\$ 177,000.00	20%	\$ 212,400.00
Section 2 - ANNUAL PARTS AND MATERIALS COST				\$ 212,400.00

One (1) Year Total Cost (Sections 1 and 2)	\$ 626,960.00
Transfer this One (1) year amount to Appendix B - Proposal Form	\$ 626,960.00

# Award #3 Supporting Documents 07/18/24

## 1410572446 Facilities HVAC Repair and Installation Services for up to 20 Tons

Vendor Rankings	C. Crane	M. Ventura	H. Thurman	Σ Rank	Rank	Bid Amount
Brooks Building Solutions	6	6	6	18	6	\$636,040.00
Carrier Corporation	4	5	5	14	5	\$824,950.00
EMCOR - MSI Certified Air Contractors	2	2	1	5	1	\$626,960.00
Johnson Controls	3	4	3	10	3	\$747,363.00
Thermaserve, Inc.	5	3	2	10	3	\$664,630.00
W. W. Gay Mechanical Contractors, Inc.	1	1	4	6	2	\$641,520.00

C. Crane	Quotation of Rates (40 Points)	Past Experience (10 Points)	Performance Issues and Warranties (25 Points)	Design Approach (25 Points)	Total	Rank
Brooks Building Solutions	39.43	10	14	17	80.43	6
Carrier Corporation	30.4	10	22	22	84.4	4
EMCOR - MSI Certified Air Contractors	40	10	22	23	95	2
Johnson Controls	33.56	10	23	25	91.56	3
Thermaserve, Inc.	37.73	10	17	17	81.73	5
W. W. Gay Mechanical Contractors, Inc.	39.09	10	21	25	95.09	1

M. Ventura	Quotation of Rates (40 Points)	Past Experience (10 Points)	Performance Issues and Warranties (25 Points)	Design Approach (25 Points)	Total	Rank
Brooks Building Solutions	39.43	10	16	10	75.43	6
Carrier Corporation	30.4	10	19	20	79.4	5
EMCOR - MSI Certified Air Contractors	40	10	19	18	87	2
Johnson Controls	33.56	10	16	20	79.56	4
Thermaserve, Inc.	37.73	10	17	15	79.73	3
W. W. Gay Mechanical Contractors, Inc.	39.09	10	21	18	88.09	1

H. Thurman	Quotation of Rates (40 Points)	Past Experience (10 Points)	Performance Issues and Warranties (25 Points)	Design Approach (25 Points)	Total	Rank
Brooks Building Solutions	39.43	10	17	18	84.43	6
Carrier Corporation	30.4	10	23	22	85.4	5
EMCOR - MSI Certified Air Contractors	40	10	22	23	95	1
Johnson Controls	33.56	10	25	25	93.56	3
Thermaserve, Inc.	37.73	10	23	23	93.73	2
W. W. Gay Mechanical Contractors, Inc.	39.09	10	23	20	92.09	4

Overall Averages	Quotation of Rates (40 Points)	Past Experience (10 Points)	Performance Issues and Warranties (25 Points)	Design Approach (25 Points)	Total
Brooks Building Solutions	39.43	10.00	15.67	15.00	80.10
Carrier Corporation	30.40	10.00	21.33	21.33	83.07
EMCOR - MSI Certified Air Contractors	40.00	10.00	21.00	21.33	92.33
Johnson Controls	33.56	10.00	21.33	23.33	88.23
Thermaserve, Inc.	37.73	10.00	19.00	18.33	85.06
W. W. Gay Mechanical Contractors, Inc.	39.09	10.00	21.67	21.00	91.76

Appendix B - Bid Forms  
1411398646 – NGS Intake Flume Repairs

Submit the Response an electronic pdf in accordance with the procedures in the solicitation

Company Name: Underwater Mechanix Services, LLC

Company's Address: 1004 Eastport Road, Jacksonville, FL 32218

License Number: CGC1527725

Phone Number: (904) 503-2191 FAX No: (904) 213-5266 Email Address: esummers@uwmechanix.com

**BID SECURITY REQUIREMENTS**

- ☐ None required  
☒ Certified Check or Bond Five Percent (5%)

**TERM OF CONTRACT**

- ☐ One Time Purchase  
☐ Term - Five (5) Years w/Two (2) – 1Yr Renewals  
☒ Other, Specify - Project Completion

**SAMPLE REQUIREMENTS**

- ☒ None required  
☐ Samples required prior to Bid Opening  
☐ Samples may be required subsequent to Bid Opening

**SECTION 255.05, FLORIDA STATUTES CONTRACT BOND**

- ☐ None required  
☒ Bond required 100% of Bid Award

**QUANTITIES**

- ☐ Quantities indicated are exacting  
☒ Quantities indicated reflect the approximate quantities to be purchased Throughout the Contract period and are subject to fluctuation in accordance with actual requirements.

**INSURANCE REQUIREMENTS**

Insurance required

**PAYMENT DISCOUNTS**

- ☐ 1% 20, net 30  
☐ 2% 10, net 30  
☐ Other \_\_\_\_\_  
☐ None Offered

Item No.	ENTER YOUR BID FOR THE FOLLOWING DESCRIBED ARTICLES OR SERVICES:	TOTAL BID PRICE
1	Subtotal from the Appendix B Bid Workbook	\$ 3,743,451.17
2	Supplemental Work Authorization (10% of Line 1)	\$ 374,345.12
3	Total Bid Price (Sum of Lines 1-3)	\$ 4,117,796.29

☒ I have read and understood the Sunshine Law/Public Records clauses contained within this solicitation. I understand that in the absence of a redacted copy my proposal will be disclosed to the public "as-is".

**BIDDER CERTIFICATION**

By submitting this Bid, the Bidder certifies that it has read and reviewed all of the documents pertaining to this Solicitation, that the person signing below is an authorized representative of the Bidding Company, that the Company is legally authorized to do business in the State of Florida, and that the Company maintains in active status an appropriate contractor's license for the work (if applicable). The Bidder also certifies that it complies with all sections (including but not limited to Conflict Of Interest and Ethics) of this Solicitation.

We have received addenda

1 through 4

  
Handwritten Signature of Authorized Officer of Company or Agent

28SEP23

Date

José R. Deliz PE, Sr. Project Manager (by Direction)  
Printed Name and Title



## Award #4 Supporting Documents 07/18/24

Solicitation 1411398646 - <b><u>ADDENDUM 3</u></b> BID FORM: The Contractor shall provide a lump sum price for the repair of existing concrete walls, beams, and fish trough supports per the technical specifications. This bid shall assume the total quantities of materials given below and shall be broken down by the below work items:		
Item Description - Enter prices in yellow cells, enter duration in days in blue cells	Bid Price	Bid Unit
Unit 1 Intake (1A and 1B)		
Mobilization	\$ 73,482.62	LS
Intake Gate Installation and Dewatering	\$ 118,037.57	LS
Concrete Repair / Coating [60 ft³ concrete, (4) 15-ft #10 <b>ASTM #9</b> reinforcing bars]	\$ 171,541.37	LS
Stop Gate Channel Replacements (4 channels)	\$ 236,233.90	LS
Unit 1 Intake Restoration and Demobilization	\$ 19,178.61	LS
Estimated schedule (workdays):	42	Days
Unit 2 Intake (2A and 2B)		
Mobilization	\$ 73,482.25	LS
Intake Gate Installation and Dewatering	\$ 123,402.92	LS
Concrete Repair / Coating [60 ft³ concrete, (4) 15-ft #10 <b>ASTM #9</b> reinforcing bars]	\$ 170,648.96	LS
<del>Stop Gate Channel Replacements (4 channels)</del> Removed from Scope	\$ 246,971.80	<del>LS</del>
Unit 2 Intake Restoration and Demobilization	\$ 19,178.61	LS
Estimated schedule (workdays): Unit 2 Adjusted - \$386,712.74	28	Days
Unit 3 Intake (3A, 3B, 3C and 3D)		
Mobilization	\$ 146,965.25	LS
Intake Gate Installation and Dewatering	\$ 218,153.93	LS
Concrete Repair / Coating [120 ft³ concrete, (8) 15-ft #10 <b>ASTM #9</b> reinforcing bars]	\$ 367,195.25	LS
Stop Gate Channel Replacements (8 channels)	\$ 463,631.47	LS
Unit 3 Intake Restoration and Demobilization	\$ 19,178.61	LS
Estimated schedule (workdays):	28	Days
Intake and Discharge Structure Beams / Fish Trough Supports		
Mobilization	\$ 36,741.31	LS
Concrete Repair / Coating [550 ft³ concrete, (55) 15-ft #10 <b>ASTM #9</b> reinforcing bars]	\$ 981,856.27	LS
Replace Fish Trough Supports (steel or fiberglass supports)	\$ 228,741.62	LS
Restoration and Demobilization	\$ 28,828.48	LS
Estimated schedule (workdays): <b><u>concurrent with intake repairs and channel install</u></b>	115	Days
<b>Total Bid Price (Sum of Above Items - Enter This Amount on the Bid Form Page 1)</b>	<b>\$ 3,743,451.17</b>	<b>SubTotal</b>
Additions / Deductions		
Concrete Repair / Coating per ft³	\$ 2,180.00	ft³
#10 <b>ASTM #9</b> Reinforcing Bars per 15-ft	\$ 10.00	15-ft
Unit 1 Intake (1A and 1B) Labor / Equipment / Support per Workday	\$ 9,800.00	Workday
Unit 2 Intake (2A and 2B) Labor / Equipment / Support per Workday	\$ 9,800.00	Workday
Unit 3 Intake (3A, 3B, 3C and 3D) Labor / Equipment / Support per Workday	\$ 9,800.00	Workday
Intake and Discharge Structure Beams Labor / Equipment / Support per Workday	\$ 9,800.00	Workday

Consideration for an Economy Outage:

UMX can purchase long-lead items in advance of receiving PO modifications for work on Units 2 and 1, namely stainless steel channels and round bar, which would mitigate schedule risk if authorized to make these purchases in advance:

Unit 2 stainless steel: \$42,250.00

Unit 1 stainless steel: \$42,250.00

This material would be delivered to the designated staging area at the JEA plant.

**PROPOSAL ABOVE BASED ON INSTALLATION OF ALL 4 TEMPORARY STOP GATES AT UNIT 3  
AND WORK ON ALL 4 INTAKES FLUMES SIMULTANEOUSLY.**

**PER TELECONFERENCE 27SEP23, OUTAGE SCHEDULE IS REVISED AS FOLLOWS:  
UNIT 3 WILL BECOME AVAILABLE NOVEMBER 23, 2023, FOR A PERIOD OF 28 DAYS  
UNIT 2 WILL BECOME AVAILABLE OCTOBER, 2024, FOR A PERIOD OF 28 DAYS  
UNIT 1 WILL BECOME AVAILABLE APRIL, 2025, FOR A PERIOD OF 28 DAYS**

Appendix B - Bid Forms  
1411398646 – NGS Intake Flume Repairs

**LIST OF SUBCONTRACTORS**

JEA Solicitation Number 1411398646 requires certain major Subcontractors be listed on this form, unless the work will be self-performed by the Company.

The undersigned understands that failure to submit the required Subcontractor information on this form will result in bid rejection, and the Company agrees to employ the Subcontractors specified below: (Use additional sheets as necessary)

Note: This list of Subcontractors shall not be modified subsequent to bid opening, without a showing of good cause and the written consent of JEA.

Type of Work	Corporate Name of Subcontractor	Subcontractor Primary Contact Person & Telephone Number	Subcontractor's License Number (if applicable)	Percentage of Work or Dollar Amount
--------------	---------------------------------	---	--	-------------------------------------

NONE USED

Signed: Eric Summers



Company: Underwater Mechanix

Address: 1004 Eastport Road, Jacksonville FL

Date: 9-26-2023

Appendix B - Bid Forms  
1411398646 – NGS Intake Flume Repairs

**LIST OF JSEB SUBCONTRACTORS**

The following JSEB Subcontractors will be utilized in fulfilling the terms and conditions of a Project Authorization arising from award of JEA - \_\_\_\_\_. I (We) the undersigned understand that failure to submit said information will result in bid rejection. I (We) will employ the JSEB Subcontractors specified below: (Use additional sheets as necessary)

Class of Work (Category)  Dollar Amount	Name of JSEB Contractor (Indicate below)	Percentage of Total Job or

NONE USED

Signed: Eric Summers 

Company: Underwater Mechanix

Address: 1004 Eastport Road, Jacksonville FL

Date: 9-26-2023

Note: This list shall not be modified subsequent to bid opening without a showing of good cause and the written consent of the JEA.

Appendix B - Bid Forms  
1411398646 – NGS Intake Flume Repairs



### CONFLICT OF INTEREST DISCLOSURE FORM

*Disclosing a potential conflict of interest does not disqualify vendors. In the event vendors do not disclose potential conflicts of interest, and they are detected by JEA, vendor may be **disqualified** from doing business with JEA.*

*Questions about this form? Contact (JEA, Buyer)*

JEA Bid/Solicitation/Contract Number: 1411398646	Name of JEA Employee(s) Working on Vendor's Current Contract(s) with JEA: 0	
Vendor Name: Underwater Mechanics Services, LLC	Vendor Phone: (904) 503-2191	
Vendor's Authorized Representative Name and Title: Eric Summers, Manager	Authorized Representative's Phone: (904) 382-6457	
<b>NAME(S) OF JEA EMPLOYEE(S) / PUBLIC OFFICER(S) WITH POTENTIAL CONFLICT OF INTEREST</b>		
Name of JEA public officer(s), employee(s), or relatives with whom there may be a potential conflict of interest. If more than five, attach a second form.	Relationship of JEA public officer(s)/employee(s) and/or relative(s) to vendor's company from list above (e.g. 1(a), 2, etc.). Please list all that apply:	
1.		
2.		
3.		
4.		
5.		
<input checked="" type="checkbox"/> Vendor has no conflict of interest to report.  <input checked="" type="checkbox"/> Vendor hereby declares it has not and will not provide gifts or hospitality of any dollar value or any other gratuities to any JEA officer or employee to obtain or maintain a contract.  <input checked="" type="checkbox"/> I certify that this Conflict of Interest Disclosure has been examined by me and that its contents are true and correct to my knowledge and belief and I have the authority to so certify on behalf of the Vendor.		
Vendor's Authorized Representative Signature: 		Date: 9-26-2023

Appendix B - Bid Forms  
1411398646 – NGS Intake Flume Repairs

FOR JEA USE ONLY IF CONFLICT NOTED

This form has been reviewed by:

Name of JEA Ethics Officer:	Signature:	Date:
Note:		



<div> <div>Award #4 Supporting Documents 07/18/24</div> <div> <div>JEA Awards Agenda</div> <div>October 5, 2023</div> <div><a href="#">Teams Meeting Info</a></div> </div> </div>											
Consent Agenda											
The Chief Procurement Officer offers the following items for the JEA Awards Consent Agenda. Any item may be moved from the Consent Agenda to the Regular Agenda by a committee member asking that the item be considered separately. All items on the Consent agenda have been approved by OGC, Budget and the Business Unit Vice President and Chief. The posting of this agenda serves as an official notice of JEA's intended decision for all recommended actions for <b>Formal Purchases</b> as defined by <b>Section 3-101 of the JEA Procurement Code</b> . Please refer to JEA's Procurement Code, if you wish to protest any of these items.											
1	Minutes	Minutes from 09/28/2023 Meeting	N/A	N/A	N/A	N/A	N/A	N/A	N/A	N/A	N/A
2	IFB	1411347046 - RiverTown Reclaim Water Booster Pump Station	Melendez	Ferreira Construction Co., Inc. dba Ferreira Construction Southern Division, Inc.	Capital	\$2,337,029.00	N/A	\$2,337,029.00	N/A	Project Completion (Expected: August 2025)	RZ Service Group (Material & Misc Work) - 5%
<p>Advertised: 08/03/2023  Bid Opening: 09/26/2023  Two (2) Bids Received  For additional information contact: Lynn Rix</p> <p>The scope of work for this Solicitation includes fabrication and installation of a pre-fabricated reclaim water booster pump station adjacent to the RiverTown Water Treatment Plant to boost the pressure in the reclaim water system in JEA's service area of northwest St. Johns County.</p> <p>At the bid opening, JEA received two (2) Bids. Other potential bidders cited substantial workloads for not participating. The Award amount includes an alternate bid item for extended warranty of \$22,061.00. Ferreira Construction Co., Inc. dba Ferreira Construction Southern Division, Inc. is the lowest responsive and responsible Bidder and is 2% lower than the business unit estimate and deemed reasonable. A copy of the Bid Form and Workbook are attached for reference.</p>											
3	IFB	1411375846 - NGS Modified Phase 2 Sediment Remedy Corrective Measures	Young	Action Environmental, LLC	O&M	\$869,718.75	N/A	\$869,718.75	N/A	Project Completion (Expected: January 2024)	N
<p>Advertised: 08/10/2023  Bid Opening: 09/26/2023  Two (2) Bids Received  For additional information contact: David King</p> <p>The scope of this project is for contractor to excavate and backfill contaminated sediments from a drainage ditch located at Northside Generating Station's former chemical waste surface impoundment area as part of a Florida Department of Environmental Protection Resource Conservation and Recovery Act Consent Order. The contractor will also be responsible for installing a soil cap and restoring an existing access road.</p> <p>At bid opening, JEA received two (2) Bids. Other potential bidders cited project site complexities and their current project load for not participating. The bid amount was 25% over the business estimate. The estimate was issued in January 2023 and had not been revised to account for current market conditions. Additionally, the estimate did not include the 20% SWA requested on the bid. Based on the original estimate it should have included an additional \$130,000.00. Including that amount, the bid amount would have been 10% over the estimate. Also, quantities of several line items were increased via addendum, which were not accounted for in the business unit estimate. The bid was deemed reasonable. Action Environmental, LLC is the lowest responsive and responsible Bidder. A copy of the Bid Form and Workbook are attached for reference.</p>											
4	Contract Amendment/ Ratification	1410379466-21 JEA LIGHT AND MEDIUM DUTY VEHICLE PROCUREMENT ACQUISITION	McElroy	Duval Ford	FY24 Capital Purchase	\$927,109.54	\$3,264,858.00	\$6,687,461.22	6/30/2022 -\$14,500.00 1/12/2023 \$2,509,993.68	One-time purchase, Expected delivery 03/31/2024	N
<p>Original Award: 09/30/2021  For additional Information Contact: Eddie Bayouth</p> <p>The purpose of this contract increase/ratification is to add seven vehicles to the Medium Duty Vehicle purchase. Six (6) of the vehicles are for Water replacement and one (1) vehicle is for Electric replacement.</p> <p>General Truck (the upfitter) had seven (7) pool chassis available for upfitting. Duval Ford informed JEA of the availability of the chassis and that the completed builds for these seven (7) trucks would be available by 03/31/2024. The immediate availability gives Fleet much needed replacement vehicles as it is still waiting for FY22 and FY23 Superduty trucks. The ratification was done to secure the chassis, and issue a purchase order to Duval Ford.</p> <p>The truck showing the largest increase in price was last bought in FY21 and which will have a 27.5% annualized increase from FY21 to FY24, which is in line with the price increases we have seen. In light of the fact that JEA will receive these vehicles by the end of Q2, FY24 and that the price increases are in line with the price increases JEA has seen in the last three years, the purchase prices are deemed justifiable.</p>											
5	Invitation for Bid (IFB)	1411412246 - MDV Ford Super Duty Trucks	McElroy	Duval Ford Garber Ford, Inc. Bozard Ford Company	FY24 Capital Purchase	\$4,873,443.73 \$131,091.10 \$74,996.00	NA	\$5,079,530.83	NA	One-time purchase, Expected delivery 03/31/2025	N
<p>Advertised: 09/06/2023  Responses Opened 09/19/2023.  Four (4) Responses Received  For additional information: Eddie Bayouth</p> <p>The purpose of this Invitation for Bid (the "IFB") is to purchase forty-one (41) Superduty trucks for JEA fleet. Twenty-two (22) of the vehicles are for Water replacement, eight (8) are for Water expansion, ten (10) are for Electric replacement and one (1) is for Electric expansion.</p> <p>The price difference between lowest bidder and second lowest bidder for this solicitation was only \$40,261.74 or less than 1%, making a very competitive bid. Three (3) of the four (4) bidders are being awarded at least one (1) truck. Because of the similarity in prices received, the purchase prices are deemed justifiable.</p> <p>Ford's order bank for Superduty trucks was open and JEA Fleet wanted to ensure JEA could take advantage of its allocations. Although competitively bid, the entire amount is a ratification due to after the bid and analysis, it was deemed to be in JEA's best interest to issue Purchase Orders for the work prior to awards approval to allow vendors to lock in purchases with the OEM prior to any order banks closing.</p>											





Powerserve Technologies, Inc.  
15074 Park of Commerce Blvd. #4  
Jupiter, FL 33478-6425

## For NGS CT4 Power Cab Renovation

Powerserve Technologies is requesting a change order for the following work at JEA Northside power plant.

### Changes to the Scope of Work:

1) Procure and Install Cable Tray	
a) 20' of 24" cable tray	\$ 1,469.30
b) 10' of 18" cable tray	\$ 1,381.89
c) Installation of Cable Tray	\$ 1,800.00
2) Move LV MCC after installation due to room dimensions being smaller and not fitting MCC in designed space	\$ 6,000.00
3) Cable E – Running Parrelle Connections	\$ 6,000.00
a) Cost of additional Cable	\$ 7,125.00
b) Cost of additional Stress Cones	\$ 618.81
c) Cost of Manhours to terminate	\$ 720.00
4) Additional Cable that was not part of the Marshalling Cabinet that was required	
a) 600V 1C#2 - 200'	\$ 525.00
b) 600V 1C#4 - 800'	\$ 1,400.00
c) 600V 1C#6 - 400'	\$ 350.00
d) 600V 1C#6 - 400'	\$ 900.00

### PRICE

Price	\$ 28,290.00
-------	--------------

If you have questions, please, feel free to contact Robert Konger at your convenience by phone at 561-662-8459 or by email at [RKonger@powerservetech.com](mailto:RKonger@powerservetech.com).

Thank you for your consideration,

Robert Konger

Operation Manager  
[PowerserveTech.com](http://PowerserveTech.com)

**"We are the Solution People"**

**Template for CIP Security Camera Design and Installation**

**Award #1 Supporting Documents Regular Agenda 07/18/24**

Capital or O&M	Index / Project # / Cost Center	Expense Type	O&M Spreadsheet Line	FY23	FY24	FY25	FY26	FY27	FY28	
Capital	8009329/20410	PROF SERV-MISCELLANEOUS	Oakwood Villa			\$ 45,944.80				\$ 45,944.80
Capital	8008433/20410	PROF SERV-MISCELLANEOUS	Herlong			\$ 41,584.71				\$ 41,584.71
Capital	8007831/20410	PROF SERV-MISCELLANEOUS	Imeson			\$ 507,104.51				\$ 507,104.51
Capital	8008498/20410	PROF SERV-MISCELLANEOUS	Starratt			\$ 385,074.00				\$ 385,074.00
Capital	8007832/20410	PROF SERV-MISCELLANEOUS	Nocatee			\$ 281,000.00				\$ 281,000.00
Capital	8007817/20410	PROF SERV-MISCELLANEOUS	SJRPP			\$ 952,956.64				\$ 952,956.64
Capital	8008426/20410	PROF SERV-MISCELLANEOUS	West Jax				\$ 403,420.00			\$ 403,420.00
Capital	8009313/20410	PROF SERV-MISCELLANEOUS	Merrill				\$ 402,869.00			\$ 402,869.00
										\$ -
										\$ -
										\$ -
										\$ -
										\$ -
										\$ -
										\$ -
										\$ -
										\$ -
		Award Totals		\$ -	\$ -	\$ 2,213,664.66	\$ 806,289.00	\$ -	\$ -	\$ 3,019,953.66

Date	Event	Tracking Amount
12/8/2022	Original Award	\$ 536,100.00
11/22/2023	10% increase	\$ 53,610.00
	Contract Increase	
7/18/2024	This Increase	\$ 2,430,243.66
	New NTE	\$ 3,019,953.66



May 16, 2024

Mr. Jason Rinehart  
Jacksonville Electric Authority  
21 West Church Street  
Jacksonville, FL 32202

RE: Quote for SJRPP Substation package

Dear Mr. Rinehart:

It is our pleasure to offer a quotation for the SJRPP Substation project. Our price to supply the package is **\$952,956.64**. This price is based on the enclosed Bill of Material, and is per our contract agreement with JEA. We can deliver everything in May/June 2025 except the Cleaveland-Price switches. Cleaveland-Price currently has a 58-60 week, ARO lead-time. An order will need to be placed as soon as possible to secure a late June or early July delivery on the switches.

Thank you for the opportunity to quote this project. Please advise if there are any questions or comments.

Sincerely,

A handwritten signature in black ink, appearing to read "Michael Zarichnak", is written over a horizontal line.

Michael Zarichnak, P.E.  
Engineering Manager





Subpackager Estimate = \$403,420

**CONSTRUCTION COST OPINION****Project:** Merrill Rd T1 Replacement and Two Feeder Additions**CIP Cat:** Electrical System Substation**File Name:** EP23022 Merrill Rd T1 Replacement and Two Feeder Additions**CP No:** 788-181**Project Mgr:** Ryan Szoke**Estimate No:** EP23022**Rev. No:** 0**Date:** 5/3/2023**PROJECT DEFINITION****CLASS 4****DIRECT CONSTRUCTION COSTS**

<u>Contractor Cost</u>		<u>Material</u>	<u>Labor</u>	<u>Equipment</u>	<u>Other/Sub-Cont.</u>	<u>TOTAL</u>
Total From Estimate Details		\$0	\$0	\$34,047	\$663,684	\$697,731
Contingency ( Contractors Risk )	20%	\$0	\$0	\$6,809	\$132,737	\$139,546
<b>Subtotal Contractor Cost</b>		<b>\$0</b>	<b>\$0</b>	<b>\$40,857</b>	<b>\$796,421</b>	<b>\$837,278</b>
<b>Total Contractor Costs</b>		<b>\$0</b>	<b>\$0</b>	<b>\$40,857</b>	<b>\$796,421</b>	<b>\$837,278</b>

<u>Additional Direct Costs</u>		<u>Material</u>	<u>JEA Labor</u>	<u>Equipment</u>	<u>Other/Sub-Cont.</u>	<u>TOTAL</u>
JEA Supplied Material & Labor		\$1,734,869	\$79,065	\$63,000	\$0	\$1,876,934
JEA Contract Contingency	10%	\$0	\$0	\$4,086	\$79,642	\$83,728
<b>Subtotal: Additional Direct Costs</b>		<b>\$1,734,869</b>	<b>\$79,065</b>	<b>\$67,086</b>	<b>\$79,642</b>	<b>\$1,960,662</b>
<b>Total Direct Costs</b>		<b>\$1,734,869</b>	<b>\$79,065</b>	<b>\$107,942</b>	<b>\$876,063</b>	<b>\$2,797,939</b>

<u>JEA Cost &amp; Engineering</u>		<u>JEA Labor</u>	<u>Sub-Cont.</u>	<u>TOTAL</u>
Project Management		\$46,000	\$0	\$46,000
Engineering		\$28,000	\$180,000	\$208,000
Project Support		\$24,000	\$0	\$24,000
Miscellaneous		\$0	\$5,000	\$5,000
<b>Subtotal: JEA Cost and Engineering</b>		<b>\$98,000</b>	<b>\$185,000</b>	<b>\$283,000</b>

<b>Total Project Costs</b>		<b>\$1,734,869</b>	<b>\$177,065</b>	<b>\$107,942</b>	<b>\$1,061,063</b>	<b>\$3,080,939</b>
----------------------------	--	--------------------	------------------	------------------	--------------------	--------------------

(1) 50MVA 69/26.4kV Transformer, (2) 26.4kV Breakers, (2) new Getaways  
**CLASS 4 Accuracy Range \$2,156,658 to \$4,621,409**

**CONSTRUCTION COST ESTIMATE**

Proj: Merrill Rd T1 Replacement and Two Feeder Additions

CIP: Electrical System Substation

File: EP23022 Merrill Rd T1 Replacement and Two Feeder Additions



Project Mgr: Ryan Szoke

Estimate No: EP23022

Rev. No: 0

Date: 5/3/2023

Contractor														
	DESCRIPTION	QTY	UNIT	MATERIALS		LABOR			EQUIPMENT		CONTRACTOR		TOTAL	RESOURCE
				UNIT	AMOUNT	MH	RATE	AMOUNT	UNIT	AMOUNT	UNIT	AMOUNT		
SITE WORK														
	CLEAR AND GRUB	92	SY								\$175.00	\$16,100	\$16,100	Allowance
	STRIP TOP SOIL 6" DEEP AND FILL	92	SY								\$16.24	\$1,494	\$1,494	Allowance
	GEOTEXTILE	120	SY								\$15.70	\$1,884	\$1,884	Allowance
	NO. 57 BLUE/GRAY STONE 6"	20	CY								\$97.50	\$1,950	\$1,950	Allowance
	PERIMETER CURBING	120	LF								\$27.25	\$3,270	\$3,270	Allowance
	DEMO & REMOVE CURBING	40	LF								\$17.00	\$680	\$680	Allowance
	OIL CONTAINMENT	1	LS								\$54,000.00	\$54,000	\$54,000	Allowance
	CI AGENT	1	LS								\$32,000.00	\$32,000	\$32,000	Allowance
CONCRETE FOUNDATIONS														
	FOUNDATION ALLOWANCE	1	LS								\$55,000.00	\$55,000	\$55,000	Allowance
UG CONDUIT, CABLE TRENCH & MANHOLE														
	6" PVC GETAWAYS	1	LS								\$18,000.00	\$18,000	\$18,000	Allowance
	CABLE CONDUIT & UG PVC ALLOWANCE	1	LS								\$10,000.00	\$10,000	\$10,000	Allowance
	MANHOLE	1	LS								\$56,450.00	\$56,450	\$56,450	Allowance
GROUNDING														
	NEW GROUND GRID	1	LS								\$75,000.00	\$75,000	\$75,000	Allowance
	NEW STRUCTURE GROUND	1	LS								\$5,000.00	\$5,000	\$5,000	Allowance
	MISC. GROUNDING	1	LS								\$12,000.00	\$12,000	\$12,000	Allowance
YARD POWER & CONTROL CABLING														
	POWER CABLING #12 - 250MCM	1	LS								\$13,200.00	\$13,200	\$13,200	Allowance
	CONTROL CABLING 10/4 - 10/21	1	LS								\$14,000.00	\$14,000	\$14,000	Allowance
	FIBER OPTIC CABLING	1	LS								\$3,500.00	\$3,500	\$3,500	Allowance
ADDITIONAL LIGHTING														
	LIGHTING on NEW STRUCTURES	1	LS								\$5,000.00	\$5,000	\$5,000	Allowance
STEEL STRUCTURE INSTALL														
	26KV 2 BAY BREAKER ISOLATION STRUCTURE	1	EA								\$2,350.00	\$2,350	\$2,350	Allowance
	26KV 2 BAY DISCONNECT SWITCH STRUCTURE	1	EA								\$2,815.00	\$2,815	\$2,815	Allowance
	26KV 3 PHASE GROUP SWITCH STRUCTURE	2	EA								\$1,485.00	\$2,970	\$2,970	Allowance
	26KV 3 PHASE, BUS SUPPORT STAND	9	EA								\$1,485.00	\$13,365	\$13,365	Allowance
	26KV, 3 PHASE PT SUPPORT STAND	1	EA								\$757.00	\$757	\$757	Allowance
	26KV, 3 PHASE, CABLE RISER STRUCTURE	7	EA								\$2,815.00	\$19,705	\$19,705	Allowance
	3' X 4' GALVANIZED GROUND PLATFORMS	2	LS								\$85.00	\$170	\$170	Allowance
	MISCELLANEOUS HARDWARE	1	LS								\$12,500.00	\$12,500	\$12,500	Allowance
MAJOR EQUIPMENT														
	26KV, 1200 A, 200 BIL, 61 KA HOOK SWITCH	21	EA								\$850.00	\$17,850	\$17,850	Allowance
	26KV, 2000 A, 200 BIL, 61 KA 3 PHASE GROUP SWITCH	2	EA								\$2,615.00	\$5,230	\$5,230	Allowance
	SURGE ARRESTER, STATION CLASS, POLYMER, 17 MCOV	21	EA								\$256.60	\$5,389	\$5,389	Allowance
	26KV POTENTIAL TRANSFORMER, SINGLE BUSHING, 150	3	EA								\$446.24	\$1,339	\$1,339	Allowance
	26KV 1200A 25KA CIRCUIT BREAKER (JEA ID: VCBAR002)	2	EA								\$6,750.00	\$13,500	\$13,500	Allowance
BUS MATERIAL INSTALL														
	INCLUDE BUS WELDING PADS ETC.	1	LS								\$35,000.00	\$35,000	\$35,000	Allowance

**CONSTRUCTION COST ESTIMATE****Proj:** Merrill Rd T1 Replacement and Two Feeder Additions**CIP:** Electrical System Substation**File:** EP23022 Merrill Rd T1 Replacement and Two Feeder Additions**Project Mgr:** Ryan Szoke**Estimate No:** EP23022**Rev. No:** 0**Date:** 5/3/2023**Contractor**

CONTRACT															
	DESCRIPTION	QTY	UNIT	MATERIALS		LABOR			EQUIPMENT		CONTRACTOR		TOTAL	RESOURCE	
				UNIT	AMOUNT	MH	RATE	AMOUNT	UNIT	AMOUNT	UNIT	AMOUNT			
YARD TERMINATIONS															
	YARD PANELS & TERMINATION	1	LS								\$35,153.00	\$35,153	\$35,153	Allowance	
	YARD CABLES/TERMINATIONS INC BUSS	1	LS								\$27,150.00	\$27,150	\$27,150	Allowance	
	FLATBED with HYRO BOOM	6	MO						\$2,227.50	\$13,365			\$13,365	Allowance	
	FORKLIFT TRUCK 4 TON	4	MO						\$873.00	\$3,492			\$3,492	Allowance	
	(2) AERIAL LIFT TRUCKS	4	MO						\$3,892.20	\$15,569			\$15,569	Allowance	
MISCELLANEOUS															
	MOB/DEMOB	1	LS								\$25,000.00	\$25,000	\$25,000	Allowance	
	AS-BUILT	1	LS								\$3,000.00	\$3,000	\$3,000	Allowance	
	BOND/INSURANCE	1	LS								\$30,309.81	\$30,310	\$30,310	Allowance	
A	SUBTOTAL									\$32,426		\$632,080		\$664,506	
B	Build Allowance		5%							\$1,621		\$31,604		\$33,225	
C															
D	TOTAL ESTIMATED CONSTRUCTION COST									\$34,047		\$663,684	\$697,731		

**CONSTRUCTION COST ESTIMATE**

Proj: Merrill Rd T1 Replacement and Two Feeder Additions

CIP: Electrical System Substation

File: EP23022 Merrill Rd T1 Replacement and Two Feeder Additions



Project Mgr: Ryan Szoke

Estimate No: EP23022

Rev. No: 0

Date: 5/3/2023

**JEA Materials**

	DESCRIPTION	QTY	UNIT	JEA MATERIALS		JEA LABOR			JEA EQUIPMENT		CONTRACTOR		TOTAL	RESOURCE
				UNIT	AMOUNT	MH	RATE	AMOUNT	UNIT	AMOUNT	UNIT	AMOUNT		
	STEEL STRUCTURES													
	26KV 2 BAY BREAKER ISOLATION STRUCTURE	1	EA		\$12,573.20								\$12,573	Allowance
	26KV 1 BAY BREAKER ISOLATION STRUCTURE	1	EA		\$38,420.00								\$38,420	Allowance
	26KV 2 BAY DISCONNECT SWITCH ISOLATION STRUCTURE	1	EA		\$5,215.30								\$5,215	Allowance
	26KV 3 PHASE GROUP SWITCH STRUCTURE	2	EA		\$4,885.15								\$9,770	Allowance
	26KV 3 PHASE, BUS SUPPORT STAND	7	EA		\$3,862.91								\$27,040	Allowance
	26KV, 3 PHASE PT SUPPORT STAND	1	EA		\$1,601.94								\$1,602	Allowance
	26KV, 3 PHASE STATION SERVICE SUPPORT STAND	1	EA		\$3,885.15								\$3,885	Allowance
	26KV, 3 PHASE, CABLE RISER STRUCTURE	4	EA		\$5,500.00								\$22,000	Allowance
	3' X 4' GALVANIZED GROUND PLATFORMS	2	LS		\$545.60								\$1,091	Allowance
	MISCELLANEOUS HARDWARE	1	LS		\$5,500.00								\$5,500	Allowance
	MAJOR EQUIPMENT													
	69/26KV POWER TRANSFORMER, 50MVA	1	EA		<del>\$1,150,000.00</del>								<del>\$1,150,000</del>	Allowance
	HEAVY HAUL & JEA SET	1	LS			1200.0	\$62.75	\$75,300	\$60,000.00	\$60,000			\$135,300	Allowance
	26KV, 1200 A, 200 BIL, 61 KA HOOK SWITCH	21	EA		\$1,680.00								\$35,280	Allowance
	26KV, 2000 A, 200 BIL, 61 KA 3 PHASE GROUP SWITCH	2	EA		\$16,324.15								\$32,648	Allowance
	SURGE ARRESTER, STATION CLASS, POLYMER, 17 MCOV	21	EA		\$1,885.15								\$39,588	Allowance
	26KV POTENTIAL TRANSFORMER, SINGLE BUSHING, 150 BIL	3	EA		\$3,481.00								\$10,443	Allowance
	26KV 1200A 25KA CIRCUIT BREAKER (JEA ID: VCBAR002)	2	EA		\$25,000.00								\$50,000	Allowance
	JEA SUPPLIED MATERIALS													
	1000 KCM, 28KV SINGLE CONDUCTOR AL (JEA ID: CAICL011)	1	LS		<del>\$12,000.00</del>								<del>\$12,000</del>	Allowance
	1000 KCM ACCESSORIES, TERMINATIONS, ETC.	1	LS		<del>\$5,000.00</del>								<del>\$5,000</del>	Allowance
	ADDITIONAL DISTRAN MATERIALS	1	LS		\$25,000.00								\$25,000	Allowance
	JEA MISCELLANEOUS	1	LS		\$15,000.00								\$15,000	Allowance
	2' & 4 " IPS AL RIDGED BUS	1	LS		\$15,000.00								\$15,000	Allowance
	BUS PADS CONNECTORS ETC.	1	LS		\$15,000.00								\$15,000	Allowance
	TERMINATION EQUIPMENT & HARDWARE	1	LS		\$12,000.00								\$12,000	Allowance
	MISCELLANEOUS													
	DISTRAN CONTINGENCY 10%	1	LS		\$8,198.92								\$8,199	Allowance
	FLORIDA SALES TAX	1	LS		<del>\$100,000.00</del>								<del>\$100,000</del>	Allowance
A	SUBTOTAL				\$1,652,256			\$75,300		\$60,000			\$1,787,556	
B	Build Allowance	5%			\$82,613			\$3,765		\$3,000			\$89,378	
C														
D	TOTAL ESTIMATED CONSTRUCTION COST				\$1,734,869			\$79,065		\$63,000			\$1,876,934	

Subpackager Estimate = \$402,869



<b>Estimate Narrative Rev. 0</b>									
<b>CP No.</b>	<b>788-181</b>	<b>Project Name</b>	<b>Merrill Rd T1 Replacement and Two Feeder Additions</b>						
<b>Project Owner</b>		Acs Gabor		<b>CIP Category</b>	Electrical System Substation				
<i>PM</i>	Ryan Szoke	<i>Request Date</i>	4/27/2023	<i>Estimate Type</i>			PROJECT DEFINITION	<i>Priority</i>	5
<i>Estimate #</i>	EP23022	<i>Estimate Name</i>	Merrill Rd T1 Replacement and Two Feeder Additions						
<i>Current OPB</i>	\$3,000,000	<i>OPB Est. No.</i>	PD	<i>OPB Est. Type</i>	PLANNING			<i>OPB Est. Date</i>	
<i>Estimate Methodology</i>		Unit Cost	<i>Reasoning</i>	Adequate Project Definition					
<i>Estimate Classification</i>		CLASS 4	<i>Reasoning</i>	PROJECT DEFINITION					
<i>Estimate Accuracy Range</i>		-30% / +50%	<i>Reasoning</i>	Significant Risk Evaluation					
<b>Sources</b>				G:\ECS\EPPM Cost Controls\Merrill Rd T1 Replacement and Two Feeder Additions					<i>Updated</i>
Estimate Request Email				<a href="#">\RE Estimate for 788-181 Merrill Rd T1 Replacement and Two Feeder Additions.msg</a>					5/1/2023
PD 788-181 Merrill Rd T1 Replacement				<a href="#">\PD 788-181 Merrill Rd T1 Replacement and Two Feeder Additions.docx</a>					5/1/2023
Birdsview Photo of site				<a href="#">\Birdview 2.PNG</a>					5/1/2023
Material List				<a href="#">\material list.txt</a>					5/1/2023
T1-Photo				<a href="#">\T1_1.jpg</a>					5/1/2023
<i>Project Schedule</i>		<i>Design Complete</i>	9/30/2025	<i>Constr. Start</i>	10/1/2025	<i>Constr. Complete</i>	5/31/2026		
<b>Project Definition (PD)</b>									
1. Install a new 69kV / 26.4kV 50MVA T1 adding oil containment, replacing the existing 60 year old 33.3MVA T1 transformer									
2. The substation buswork will be expanded west to fit the two new 26.4 circuit breakers that will be added to the Merrill Rd Substation									
3. Two new circuit breakers will be added to the substation & designated as circuits 477 and 478. Upgrade Ground grid per new ground grid study.									
4. Install two (2)-6" conduits for each new circuit breaker UG getaway to a new manhole installed via the Distribution portion of this scope.									
<b>Assumptions (A)</b>									
1. No additional drainage is required for the addition. No landscaping is included. Per the PM the control house has no changes. Dewatering is not included except for the manhole install.									
2. The Controls group is responsible for the relay work and engineering. Relay engineering and install is not included in this cost opinion.									
3. Estimate adds a standard 5% Build Allowance for materials and labor cost variances This cost opinion reflects today's market values with predictive escalation and based on a competitive bidding process. No allowances are include now, or for future market conditions that vary from this parameter.									
4. This project is to be constructed during a scheduled outage. The labor cost are based on 4-10 hours days with no allowances for overtime, mitigation, weather or extenuating circumstances.									
5. Allowances are included for all material and labor that does not have a measured quantity.									
6. \$150k allowance for outsourced engineering and \$30k allowance for substation grounding study. Grounding cost is for the two additional bays only.									
<b>Additional Notes (AN)</b>									
1. Project Management, Engineering, Project Support and Miscellaneous cost are within the standard range for projects of this scope.									

Estimate Narrative      Rev. 0							
Contractor Contingency		\$139,546	Comments	20% Contingency for items within the scope not listed in the details page			
JEA Contract Contingency		\$83,728	Comments	10% JEA Contract Contingency for project modification and change orders			
Direct Construction Cost			New				
			\$2,797,939				
JEA Cost & Engineering			New				
			\$283,000				
Total Project Cost			New				
			\$3,080,939				
Draft # 1	5/1/2023	Draft # 2	5/3/2023	Draft # 3		Project Manager Approval Date	5/3/2023
Estimate Completed		5/3/2023	Cycle Time (Days)		2		

## BILL OF MATERIAL

## SUBSTATION ENTERPRISES

145 Commercial Court  
P.O. Box 2010  
Alabaster, AL 35007  
Ph. 205-685-2755  
Fax. 205-685-2753

**JEA**  
NOCATEE SUBSTATION

PROJECT NO: **CJ-4519**

ITEM	QTY	MFG	CAT. NO.	DESCRIPTION	UNIT PR.	EXT PR.	PO #
						\$0.00	
1	33584	MID		STEEL STRUCTURES, HOT-DIPPED GALVANIZED AFTER FABRICATION AND ASSEMBLED WITHIN LIMITATIONS OF TRUCKING	\$2.34	\$78,452.22	
						\$0.00	
2	128	UI		ANCHOR BOLT: 1-1/4" WITH 2HHN,2FW	\$55.00	\$7,040.00	
2A	16	UI		ANCHOR BOLT: 3/4" WITH 2HHN,2FW	\$25.00	\$400.00	
						\$0.00	
12	33	CLEAV-PRICE	C108A030-G22	SWITCH: 35 KV 1200 AMP HOOKSTICK DISCONNECT, VEE STYLE, WTH TINNED TERM PADS, AND TR-210 INSULATORS	\$690.00	\$22,770.00	
12	132	SEIB		BOLTS	\$1.00	\$132.00	
						\$0.00	
20	8	S&C	192323-SP-Z3Z5	FUSED DISCONNECT, 26 KV SMD-40, WITH 35 KV TR-210 INSULATORS	\$2,318.55	\$18,548.40	
20	32	SEIB		BOLTS	\$1.00	\$32.00	
						\$0.00	
20A	3	S&C	823001	FUSE UNIT, SMU-40, 1E (FOR PT'S)	\$530.00	\$1,590.00	
						\$0.00	
20B	1	S&C	823005	FUSE UNIT, SMU-40, 5E (FOR 25 KVA SS XFMR)	\$530.00	\$530.00	
						\$0.00	
20C	1	S&C	823010	FUSE UNIT, SMU-40, 10E (FOR 75 KVA SS XFMR)	\$530.00	\$530.00	
						\$0.00	
20D	3	S&C		FUSE UNIT, SMU-40, ??? (FOR CAP BANK)	\$530.00	\$1,590.00	
						\$0.00	
30	3	NEWELL	SK-47845-7001	INSULATORS: 230 KV STATION POST EXTRA HIGH STRENGTH	\$1,090.00	\$3,270.00	
30	12	SEIB		BOLTS	\$1.00	\$12.00	
						\$0.00	
31	63	NEWELL	ST-231004-7001	INSULATORS: 35 KV STATION POST TR-210	\$62.00	\$3,906.00	
31	252	SEIB		BOLTS	\$1.00	\$252.00	
						\$0.00	
40	9	COOPER	UHAA021017A184 5A11	LIGHTNING ARRESTER, 17 KV MCOV STATION POLYMER	\$567.53	\$5,107.77	
40	27	SIEB		BOLTS	\$1.00	\$27.00	
						\$0.00	
50	3	ABB	E-923A680G03	POTENTIAL TRANSFORMER, 25 KV, 14,400 TO 120 VOLT, 120:1 RATIO, .3 W,X,Y,Z,ZZ	\$2,879.93	\$8,639.79	
50	12	SEIB		BOLTS	\$1.00	\$12.00	
						\$0.00	
51	2	BY	JEA	STATION SERVICE TRANSFORMER, (25 KVA & 75 KVA)			
51	8	SEIB		BOLTS:	\$1.00	\$8.00	
						\$0.00	
52	2	ABB	E-7524A21G10	CURRENT TRANSFORMER, 35 KV, 300/600	\$4,167.94	\$8,335.88	
52	8	SEIB		BOLTS	\$1.00	\$8.00	
						\$0.00	
60	960	BUS		BUS: 2" IPS SCH 40 AL 6063-T6 (24 PCS @ 40')	\$7.00	\$6,720.00	
						\$0.00	
61	1150	CHAMP		CABLE: 636 AAC	\$2.70	\$3,105.00	
						\$0.00	
62	200	CHAMP		CABLE: 954 AAC	\$3.95	\$790.00	
						\$0.00	
63	350	CHAMP		CABLE: 4/0 AAC	\$1.00	\$350.00	
						\$0.00	
64	950	CHAMP		CABLE: 556 AAC MISTLETOE (DAMPENING)	\$3.25	\$3,087.50	
						\$0.00	
66	750	CW		CABLE: 7#5 COPPERWELD	\$5.25	\$3,937.50	
						\$0.00	
70	18	SEF	ACRCT-3413	TEE CONN BOLTED 636 AAC TO 4/0 AAC	\$54.94	\$988.92	
						\$0.00	
70B	3	SMI	STCF	TEE CONN COMP 954 AAC TO 4-HOLE PAD	\$65.00	\$195.00	
70B	12	SEIB		BOLTS	\$1.95	\$23.40	
						\$0.00	
70C	27	SEF	WFTT-5858	TEE CONN WELDED 2" AL TO 2" AL TAP	\$21.23	\$573.21	
						\$0.00	
70D	12	SEF	WTF3960-4A	TEE CONN WELDED 2" AL TO 4-HOLE PAD	\$12.15	\$145.80	
						\$0.00	
70E	3	SEF	ASPC-24-4-4A	TEE/SPACER FOR (2) 636 AAC TO 4-HOLE PAD, 4" SPACING	\$51.27	\$153.81	
						\$0.00	
71A	24	SEF	WLI90-5858	COUPLER 90 DEG WELDED FOR 2" AL	\$24.31	\$583.44	
						\$0.00	
71B	6	SEF	WSC-5858	COUPLER STRAIGHT WELDED FOR 2" AL	\$15.43	\$92.58	
						\$0.00	

## Award #1 Supporting Documents Regular Agenda 07/18/24

72	63	SEF	WFC2-24-4A	TERM CONN WELDED (2) 636 AAC TO 4-HOLE PAD	\$35.48	\$2,235.24
72	252	SEIB		BOLTS	\$1.95	\$491.40
						\$0.00
72A	12	SEF	WFC-34-4A	TERM CONN WELDED 954 AAC TO 4-HOLE PAD	\$23.20	\$278.40
72A	48	SEIB		BOLTS	\$1.95	\$93.60
						\$0.00
72B	39	SEF	WFC2-90-24-4A	TERM CONN WELDED (2) 636 AAC TO 4-HOLE PAD	\$46.16	\$1,800.24
72B	156	SEIB		BOLTS	\$1.95	\$304.20
						\$0.00
72C	3	PDU		BAR DETAIL, 90 DEG WITH 4-HOLE PADS BOTH ENDS AND 3" BOLT CIRCLE	\$350.00	\$1,050.00
72C	12	SEIB		BOLTS	\$1.95	\$23.40
						\$0.00
72D	3	SEF	CFX90-4B-3	TERM CONN EXPANSION LAMINATED WITH 4-HOLE PAD BOTH ENDS	\$175.37	\$526.11
72D	12	SEIB		BOLTS	\$1.95	\$23.40
						\$0.00
72E	17	SEF	WFTO-58-4A	TERM CONN WELDED 2" AL TO 4-HOLE PAD	\$40.61	\$690.37
72E	68	SEIB		BOLTS	\$1.95	\$132.60
						\$0.00
72F	30	SEF	WFT90-58-4A	TERM CONN WELDED 2" AL TO 4-HOLE PAD AT 90 DEGREES	\$26.53	\$795.90
72F	120	SEIB		BOLTS	\$1.95	\$234.00
						\$0.00
72G	3	SEF	WFXTC-58-4A	TERM CONN WELDED 2" AL TO 4-HOLE PAD EXPANSION	\$119.48	\$358.44
72G	12	SEIB		BOLTS	\$1.95	\$23.40
						\$0.00
72H	21	SEF	WFC-11-4A	TERM CONN WELDED 4/0 AAC TO 4-HOLE PAD	\$22.18	\$465.78
72H	84	SEIB		BOLTS	\$1.95	\$163.80
						\$0.00
72I	17	SEF	WFC-11-2B	TERM CONN WELDED 4/0 AAC TO 2-HOLE PAD	\$13.94	\$236.98
72I	34	SEIB		BOLTS	\$1.95	\$66.30
						\$0.00
72J	5	SEF	WFC90-11-4A	TERM CONN WELDED 4/0 AAC TO 4-HOLE PAD AT 90 DEGREES	\$26.13	\$130.65
72J	20	SEIB		BOLTS	\$1.95	\$39.00
						\$0.00
73	57	SEF	ASWH-58-3-SE	BUS SUPPORT WELDED 2" AL TO 3" B.C.	\$41.83	\$2,384.31
						\$0.00
73A	3	SEF	WXCTO-58-3	BUS SUPPORT WELDED 2" AL TO 3" B.C. EXPANSION	\$116.13	\$348.39
						\$0.00
75	16	SEF	GFCS-5050	PARALLEL CONN 4/0	\$22.54	\$360.64
						\$0.00
79	54	SEF	ASPC-24-4	CABLE SPACE FOR (2) 636 AAC, 4" SPACING	\$29.81	\$1,609.74
						\$0.00
80	30	SEF	GTC2-14-SND	GROUND CONN TWO PIECE DOUBLE GROOVE 1/0--4/0 CU TO FLAT, TINNED	\$19.16	\$574.80
						\$0.00
80A	115	SEF	GTC-14-SND	GROUND CONN TWO PIECE SINGLE GROOVE 1/0--4/0 CU TO FLAT, TINNED	\$14.75	\$1,696.25
						\$0.00
80B	16	SEF	FNCT-12-2A-SND	GROUND TERMINAL 4/0 CU TO 2-HOLE PAD, TINNED	\$39.24	\$627.84
80B	32	SEIB	SSB175	BOLTS: 1/2" X 1-3/4" SSB W/HN,LW,2FW	\$1.95	\$62.40
						\$0.00
105		BY	OTHER	LIGHTS, CONDUIT, CONTROL CABLE, JUNCTION BOXES, ETC		\$0.00
						\$0.00
					TOTAL:	<b>\$199,766.80</b>

SELLING PRICE **\$249,708.51**  
MARGIN \$49,941.70  
% MARGIN 20.00%

20% MARGIN

ESTIMATED FREIGHT COST \$6,000.00

10% CONTINGENCY \$24,970.85

**TOTAL PO AMOUNT:** **\$280,679.36**



April 22, 2024

Mr. Wilbert Aldajuste  
Jacksonville Electric Authority  
21 West Church Street  
Jacksonville, FL 32202

RE: Quote for Oakwood Villa Substation package

Dear Mr. Aldajuste:

It is our pleasure to offer a quotation for the Oakwood Villa Substation project. Our price to supply the package is **\$45,944.80**. This price is based on the enclosed Bill of Material, and is per our contract agreement with JEA. Delivery is will in January 2025 or as required by your schedule.

Thank you for the opportunity to quote this project. Please advise if there are any questions or comments.

Sincerely,

A handwritten signature in black ink, appearing to read "Michael Zarichnak", is written over a horizontal line.

Michael Zarichnak, P.E.  
Engineering Manager

				BILL OF MATERIAL			
<b>SUBSTATION ENTERPRISES</b>							
145 Commercial Court				<b>JEA</b>			
P.O. Box 2010				OAKWOOD VILLA SUBSTATION			
Alabaster, AL 35007							
Ph. 205-685-2755							
Fax. 205-685-2753				PROJECT NO: <b>J-4514</b>			
ITEM	QTY	MFG	CAT. NO.	DESCRIPTION	UNIT PR.	EXT PR.	
						\$0.00	
1	2650	MID		STEEL STRUCTURES, HOT-DIPPED GALVANIZED AFTER FABRICATION AND ASSEMBLED WITHIN LIMITATIONS OF TRUCKING	\$2.10	\$5,565.00	
						\$0.00	
2	14	UI		ANCHOR BOLT: 1" WITH 2HHN,2FW	\$25.00	\$350.00	
2A	4	UI		ANCHOR BOLT: 3/4" X 12" GMB WITH 2HHN,2FW	\$10.00	\$40.00	
						\$0.00	
12	9	USCO	HH6V-03820-SIP3210N	SWITCH: 35 KV 1200 AMP HOOKSTICK DISCONNECT, VEE STYLE, WTH TINNED TERM PADS, AND TR-210 INSULATORS	\$1,282.00	\$11,538.00	
12	36	SEIB		BOLTS	\$1.00	\$36.00	
						\$0.00	
31	9	NEWELL		INSULATORS: 35 KV STATION POST TR-210	\$75.00	\$675.00	
31	36	SEIB		BOLTS	\$1.00	\$36.00	
						\$0.00	
40	3	COOPER	UHAA021017A1845A11	LIGHTNING ARRESTER, 17 KV MCOV STATION POLYMER	\$567.53	\$1,702.59	
40	9	SEIB		BOLTS	\$1.00	\$9.00	
						\$0.00	
61	160	BUS		BUS: 2" IPS SCH 40 AL 6063-T6 ( 4 PCS @ 40')	\$7.00	\$1,120.00	
						\$0.00	
62	150	CUWIRE		CABLE: 350 MCM BARE COPPER	\$8.00	\$1,200.00	
						\$0.00	
63	75	CUWIRE		CABLE: 500 MCM BARE COPPER	\$9.50	\$712.50	
						\$0.00	
64	120	CHAMP		CABLE: 397 ACSR (DAMPENING)	\$3.15	\$378.00	
						\$0.00	
66	200	CW		CABLE: 7#5 COPPERWELD	\$3.50	\$700.00	
						\$0.00	



## Award #1 Supporting Documents Regular Agenda 07/18/24

70	3	SEF	TCRCT-2014	TEE CONN BOLTED 500 CU TO 4/0 CU	\$65.32	\$195.96
						\$0.00
70C	3	SEF	WFTT-5858	TEE CONN WELDED 2" AL TO 2" AL TAP	\$20.90	\$62.70
						\$0.00
70D	3	SEF	WTF3960-4A	TEE CONN WELDED 2" AL TO 4-HOLE PAD	\$11.96	\$35.88
						\$0.00
71B	3	SEF	WSC-5858	COUPLER STRAIGHT WELDED FOR 2" AL	\$15.19	\$45.57
						\$0.00
72	6	SEF	WFTO-58-4A	TERM CONN WELDED 2" AL TO 4-HOLE PAD	\$39.97	\$239.82
72	24	SEIB		BOLTS	\$1.95	\$46.80
						\$0.00
72A	3	SEF	WFT90-58-4A	TERM CONN WELDED 2" AL TO 4-HOLE PAD AT 90 DEGREES	\$26.11	\$78.33
72A	12	SEIB		BOLTS	\$1.95	\$23.40
						\$0.00
72B	12	SEF	FNCT-20-4A-SND	TERM CONN BOLTED 500 CU TO 4-HOLE PAD, TINNED	\$67.49	\$809.88
72B	48	SEIB		BOLTS	\$1.95	\$93.60
						\$0.00
72C	12	SEF	FNCT2-20-4A-SND	TERM CONN BOLTED (2) 350 CU TO 4-HOLE PAD, TINNED	\$101.10	\$1,213.20
72C	48	SEIB		BOLTS	\$1.95	\$93.60
						\$0.00
73A	9	SEF	ASWH-58-3-SE	BUS SUPPORT WELDED 2" AL TO 3" B.C.	\$41.18	\$370.62
						\$0.00
75	3	SEF	GFCS-5050	PARALLEL CONN 4/0	\$22.19	\$66.57
						\$0.00
77	3	SEF	DP-58-AL	END CAP, 2" AL	\$9.79	\$29.37
						\$0.00
79	6	SEF	ASPC-20-4BR-SND	CABLE SPACE FOR (2) 350 CU, 4" SPACING, TINNED	\$84.46	\$506.76
						\$0.00
80	5	SEF	GTC2-14-SND	GROUND CONN TWO PIECE DOUBLE GROOVE 1/0--4/0 CU TO FLAT, TINNED	\$19.16	\$95.80
						\$0.00
80A	30	SEF	GTC-14-SND	GROUND CONN TWO PIECE SINGLE GROOVE 1/0--4/0 CU TO FLAT, TINNED	\$14.75	\$442.50
						\$0.00
80B	2	SEF	FNCT-20-2B-SND	GROUND TERMINAL 4/0 CU TO 2-HOLE PAD, TINNED	\$39.24	\$78.48
80B	4	SEIB	SSB175	BOLTS: 1/2" X 1-3/4" SSB W/HN,LW,2FW	\$1.95	\$7.80

						\$0.00
105		BY	OTHER	LIGHTS, CONDUIT, CONTROL CABLE, JUNCTION BOXES, ETC		\$0.00
						\$0.00
					TOTAL:	\$28,598.73
			SELLING PRICE	\$38,131.64	25% MARGIN	
			MARGIN	\$9,532.91		
			% MARGIN	25.00%		
				ESTIMATED FREIGHT COST		\$4,000.00
				10% CONTINGENCY		\$3,813.16
				<b>TOTAL PO AMOUNT:</b>		<b>\$45,944.80</b>

# Award #1 Supporting Documents Regular Agenda 07/18/24

## BILL OF MATERIAL

### SUBSTATION ENTERPRISES

145 Commercial Court  
P.O. Box 2010  
Alabaster, AL 35007  
Ph. 205-685-2755  
Fax. 205-685-2753

**JEA**  
STARRATT RD SUBSTATION

PROJECT NO: **CJ-4521**

ITEM	QTY	MFG	CAT. NO.	DESCRIPTION	UNIT PR.	EXT PR.	PO #
						\$0.00	
1	40308	MID		STEEL STRUCTURES, HOT-DIPPED GALVANIZED AFTER FABRICATION AND ASSEMBLED WITHIN LIMITATIONS OF TRUCKING	\$2.34	\$94,401.34	
						\$0.00	
2	156	UI		ANCHOR BOLT: 1-1/4" WITH 2HHN,2FW	\$55.00	\$8,580.00	
2A	20	UI		ANCHOR BOLT: 3/4" WITH 2HHN,2FW	\$25.00	\$500.00	
						\$0.00	
6	1	VAL		STATIC POLE, 79' POLE WITH 10' SPIKE, 9' EMBEDMENT	\$18,932.29	\$18,932.29	
						\$0.00	
8	1	P&R		SWITCH OPERATOR GROUND PLATFORM,	\$300.00	\$300.00	
8A	2	SEF	GTC2-14-SND	GROUND CONN	\$19.16	\$38.32	
						\$0.00	
11	1	CLEAV-PRICE	V2-CA	SWITCH: 35 KV 2000 AMP GROUP OPERATED VERTICAL BREAK, ALUMINUM LIVE PARTS, COMPLETE WITH LOAD BREAK INTERRUPTERS, WORM GEAR OPERATED, AND WITH TR-210 INSULATORS	\$22,476.00	\$22,476.00	
						\$0.00	
12	39	CLEAV-PRICE	C108A030-G22	SWITCH: 35 KV 1200 AMP HOOKSTICK DISCONNECT, VEE STYLE, WTH TINNED TERM PADS, AND TR-210 INSULATORS	\$690.00	\$26,910.00	
12	156	SEIB		BOLTS	\$1.00	\$156.00	
						\$0.00	
20	8	S&C	192323-SP-Z3Z5	FUSED DISCONNECT, 26 KV SMD-40, WITH 35 KV TR-210 INSULATORS	\$2,318.55	\$18,548.40	
20	32	SEIB		BOLTS	\$1.00	\$32.00	
						\$0.00	
20A	3	S&C	823001	FUSE UNIT, SMU-40, 1E (FOR PT'S)	\$530.00	\$1,590.00	
						\$0.00	
20B	1	S&C	823005	FUSE UNIT, SMU-40, 5E (FOR 25 KVA SS XFMR)	\$530.00	\$530.00	
						\$0.00	
20C	1	S&C	823010	FUSE UNIT, SMU-40, 10E (FOR 75 KVA SS XFMR)	\$530.00	\$530.00	
						\$0.00	
20D	3	S&C		FUSE UNIT, SMU-40, ??? (FOR CAP BANK)	\$530.00	\$1,590.00	
						\$0.00	
31	69	NEWELL		INSULATORS: 35 KV STATION POST TR-210	\$62.00	\$4,278.00	
31	276	SEIB		BOLTS	\$1.00	\$276.00	
						\$0.00	
40	9	COOPER	UHAA021017A184 5A11	LIGHTNING ARRESTER, 17 KV MCOV STATION POLYMER	\$567.53	\$5,107.77	
40	27	SIEB		BOLTS	\$1.00	\$27.00	
						\$0.00	
50	3	ABB	E-923A680G03	POTENTIAL TRANSFORMER, 25 KV, 14,400 TO 120 VOLT, 120:1 RATIO, .3 W,X,Y,Z,ZZ	\$2,879.93	\$8,639.79	
50	12	SEIB		BOLTS	\$1.00	\$12.00	
						\$0.00	
51	2	BY	JEA	STATION SERVICE TRANSFORMER, (25 KVA & 75 KVA)			
51	8	SEIB		BOLTS:	\$1.00	\$8.00	
						\$0.00	
52	5	ABB	E-7524A21G10	CURRENT TRANSFORMER, 35 KV, 300/600	\$4,167.94	\$20,839.70	
52	20	SEIB		BOLTS	\$1.00	\$20.00	
						\$0.00	
60	1160	BUS		BUS: 2" IPS SCH 40 AL 6063-T6 (29 PCS @ 40')	\$7.00	\$8,120.00	
						\$0.00	
61	1350	CHAMP		CABLE: 636 AAC	\$2.70	\$3,645.00	
						\$0.00	
62	100	CHAMP		CABLE: 954 AAC	\$3.95	\$395.00	
						\$0.00	
63	400	CHAMP		CABLE: 4/0 AAC	\$1.00	\$400.00	
						\$0.00	
64	1150	CHAMP		CABLE: 636 AAC (DAMPENING)	\$2.70	\$3,105.00	
						\$0.00	
66	850	CW		CABLE: 7#5 COPPERWELD	\$5.25	\$4,462.50	
						\$0.00	
70	18	SEF	ACRCT-3413	TEE CONN BOLTED 636 AAC TO 4/0 AAC	\$54.94	\$988.92	
						\$0.00	
70B	3	SMI	STCF	TEE CONN COMP 954 AAC TO 4-HOLE PAD	\$65.00	\$195.00	
70B	12	SEIB		BOLTS	\$1.95	\$23.40	
						\$0.00	
70C	33	SEF	WFTT-5858	TEE CONN WELDED 2" AL TO 2" AL TAP	\$21.23	\$700.59	
						\$0.00	
70D	11	SEF	WTF3960-4A	TEE CONN WELDED 2" AL TO 4-HOLE PAD	\$12.15	\$133.65	
						\$0.00	

## Award #1 Supporting Documents Regular Agenda 07/18/24

70E	3	SEF	ASPC-24-4-4A	TEE/SPACER FOR (2) 636 AAC TO 4-HOLE PAD, 4" SPACING	\$51.27	\$153.81
						\$0.00
71A	18	SEF	WLI90-5858	COUPLER 90 DEG WELDED FOR 2" AL	\$24.31	\$437.58
						\$0.00
71B	6	SEF	WSC-5858	COUPLER STRAIGHT WELDED FOR 2" AL	\$15.43	\$92.58
						\$0.00
72	81	SEF	WFC2-24-4A	TERM CONN WELDED (2) 636 AAC TO 4-HOLE PAD	\$35.48	\$2,873.88
72	324	SEIB		BOLTS	\$1.95	\$631.80
						\$0.00
72A	6	SEF	WFC-34-4A	TERM CONN WELDED 954 AAC TO 4-HOLE PAD	\$23.20	\$139.20
72A	24	SEIB		BOLTS	\$1.95	\$46.80
						\$0.00
72B	39	SEF	WFC2-90-24-4A	TERM CONN WELDED (2) 636 AAC TO 4-HOLE PAD	\$46.16	\$1,800.24
72B	156	SEIB		BOLTS	\$1.95	\$304.20
						\$0.00
72C	3	PDU		BAR DETAIL, 90 DEG WITH 4-HOLE PADS BOTH ENDS AND 3" BOLT CIRCLE	\$350.00	\$1,050.00
72C	12	SEIB		BOLTS	\$1.95	\$23.40
						\$0.00
72D	3	SEF	CFX90-4B-3	TERM CONN EXPANSION LAMINATED WITH 4-HOLE PAD BOTH ENDS	\$175.37	\$526.11
72D	12	SEIB		BOLTS	\$1.95	\$23.40
						\$0.00
72E	15	SEF	WFTO-58-4A	TERM CONN WELDED 2" AL TO 4-HOLE PAD	\$40.61	\$609.15
72E	60	SEIB		BOLTS	\$1.95	\$117.00
						\$0.00
72F	39	SEF	WFT90-58-4A	TERM CONN WELDED 2" AL TO 4-HOLE PAD AT 90 DEGREES	\$26.53	\$1,034.67
72F	156	SEIB		BOLTS	\$1.95	\$304.20
						\$0.00
72G	6	SEF	WFXTC-58-4A	TERM CONN WELDED 2" AL TO 4-HOLE PAD EXPANSION	\$119.48	\$716.88
72G	24	SEIB		BOLTS	\$1.95	\$46.80
						\$0.00
72H	29	SEF	WFC-11-4A	TERM CONN WELDED 4/0 AAC TO 4-HOLE PAD	\$22.18	\$643.22
72H	116	SEIB		BOLTS	\$1.95	\$226.20
						\$0.00
72I	20	SEF	WFC-11-2B	TERM CONN WELDED 4/0 AAC TO 2-HOLE PAD	\$13.94	\$278.80
72I	40	SEIB		BOLTS	\$1.95	\$78.00
						\$0.00
72J	3	SMI		AL BAR DETAIL FOR BUS TO CAP BANK FUSES	\$100.00	\$300.00
72J	12	SEIB		BOLTS:	\$1.95	\$23.40
						\$0.00
73	63	SEF	ASWH-58-3-SE	BUS SUPPORT WELDED 2" AL TO 3" B.C.	\$41.83	\$2,635.29
						\$0.00
73A	3	SEF	WXCTO-58-3	BUS SUPPORT WELDED 2" AL TO 3" B.C. EXPANSION	\$116.13	\$348.39
						\$0.00
73B	3			BUS SUPPORT, AL ANGLE TO 3" B.C.		
73B	12	SEIB		BOLTS:	\$1.95	\$23.40
						\$0.00
75	17	SEF	GFCS-5050	PARALLEL CONN 4/0	\$22.54	\$383.18
						\$0.00
77	12	SEF	DP-58-AL	END CAP, 2" AL	\$9.79	\$117.48
						\$0.00
79	60	SEF	ASPC-24-4	CABLE SPACE FOR (2) 636 AAC, 4" SPACING	\$29.81	\$1,788.60
						\$0.00
80	30	SEF	GTC2-14-SND	GROUND CONN TWO PIECE DOUBLE GROOVE 1/0--4/0 CU TO FLAT, TINNED	\$19.16	\$574.80
						\$0.00
80A	115	SEF	GTC-14-SND	GROUND CONN TWO PIECE SINGLE GROOVE 1/0--4/0 CU TO FLAT, TINNED	\$14.75	\$1,696.25
						\$0.00
80B	14	SEF	FNCT-20-2B-SND	GROUND TERMINAL 4/0 CU TO 2-HOLE PAD, TINNED	\$39.24	\$549.36
80B	28	SEIB	SSB175	BOLTS: 1/2" X 1-3/4" SSB W/HN,LW,2FW	\$1.95	\$54.60
						\$0.00
105		BY	OTHER	LIGHTS, CONDUIT, CONTROL CABLE, JUNCTION BOXES, ETC		\$0.00
						\$0.00

TOTAL: **\$277,144.34**

SELLING PRICE **\$346,430.42**  
MARGIN \$69,286.08  
% MARGIN 20.00%

20% MARGIN

ESTIMATED FREIGHT COST \$4,000.00

10% CONTINGENCY \$34,643.04

**TOTAL PO AMOUNT:** **\$385,073.46**



## **Proposal**

*Prepared for*

**JEA**

*Technical Description*

**Proposal to Provide Pressurization  
Plant Upgrades at Northside and  
Southside Substations**

**REVISION 2**

# MAC

## To

Mr. Jonathan Waywood  
Jacksonville Electric Authority  
21 Church St  
Jacksonville, FL 32202

## Date

July 15, 2024

## Subject

Proposal to Provide Pressurization Plant Control Upgrades at Northside and Southside

Dear Mr. Maywood,

Pursuant to your request, MAC Products, Inc. (MAC) is pleased to provide our proposal for new pumping plant control panels at Northside and Southside stations. The proposed materials, construction and processes required for this contract will meet the requirements of these stations unless otherwise noted.

### 1. Technical Description – Northside and Southside Control Panels

For this proposal, MAC Products will design, fabricate and factory test a new upgraded control panel according to JEA specifications. The new control panel will be made to fit onto the frame of the existing equipment. The hydraulic system will not be modified so there are some features of recent pumping plant that will not be a part of this project.

#### 1.2 Electrical Design, Controls and Leak Warning System

The pumping plant control panel will be located above the existing hydraulic equipment. The controls, HMI, and annunciator will be ergonomically arranged. A 20"x20"x6" enclosure will be mounted on the exterior side of one of the control panels at each location and will include customer connections for hard-wired and communications based remote monitoring. Thermostatically controlled intake and exhaust filter fans regulate internal temperature. A LED cabinet light and GFCI receptacle are also provided.

Automation and control is performed using a GE RX3i PLC. A touch screen computer HMI provides the interface for all settings, alarms and trending using MAC Products custom designed graphical screens. Examples of these custom screens are shown below in Figures 1 through 6. Figure 1 shows a typical 'Main' screen which will display current values for cable line pressures, liquid level, tank nitrogen pressure, timers, and nitrogen cylinder pressure. The ladder and outlet gauges also show pump start and high/low alarm set points. Figure 2 shows a typical 'Set Points' screen which is used to display and edit various settings that control the operation of the pumping plant. Figure 3 shows a typical 'Trend' screen which displays various analog signal trends versus date and time. In addition to viewing the trend at a specific date and time, the screen also



## MAC

includes zoom capability. Figure 4 shows a typical hydraulic mimic screen which includes instrument readings. Figure 5 shows a history screen that will show a log of alarms or events such as pump starts. Figure 6 shows a screen displaying the online O&M Manual. An HMI utilities screen is included but not shown which allows operators to set passwords, set date & time, download historical data & trends to a USB drive, and perform an HMI software update.

Two (2) leak warning systems will be provided. A day/night pump counter shall initiate an alarm if the number of pump-starts within a user defined period is exceeded. The HMI will display the maximum amount of pump-starts for both periods to assist in creating the set points which are also performed locally on the HMI. A tank differential alarm will be initiated if the existing volume exceeds the volume 24 hours previously by a user defined set point. This comparison is performed every hour.

A dedicated customer connection enclosure shall include terminal blocks for hard-wired dry contact remote alarm monitoring. In addition, all pumping plant PLC parameters (pump modes, alarms, valve status, instrumentation, etc.) will be available over a DNP3 TCP/IP communication link via copper or fiber media through a dedicated/managed Ethernet switch.

All MAC designs include numerous levels of redundancy for added safety and reliability. Dual redundant 24VDC power supplies are provided allowing instrumentation, PLC, annunciator, data-logging, and remote monitoring to continue during a loss of power event. In addition, one of the power supplies is fed from station 125 VDC. PLC independent electromechanical circuits can automatically start/stop pumps if the PLC or instrumentation fails. The manual (HAND) position of each selector switch is hardwired to its respective device.

New pipe mounted instrumentation will be provided and installed on various existing valves on the pressurization skid. All new instrumentation for control and monitoring is included in this proposal, less the liquid level gauges.

# MAC

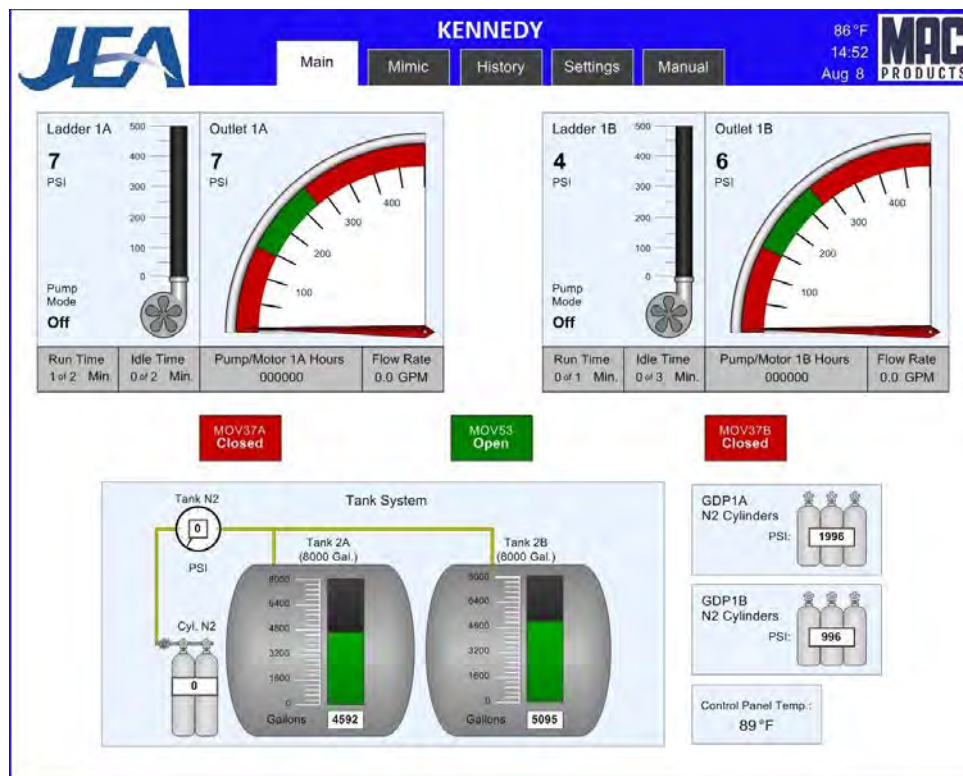


Figure 1 – Sample Main Screen

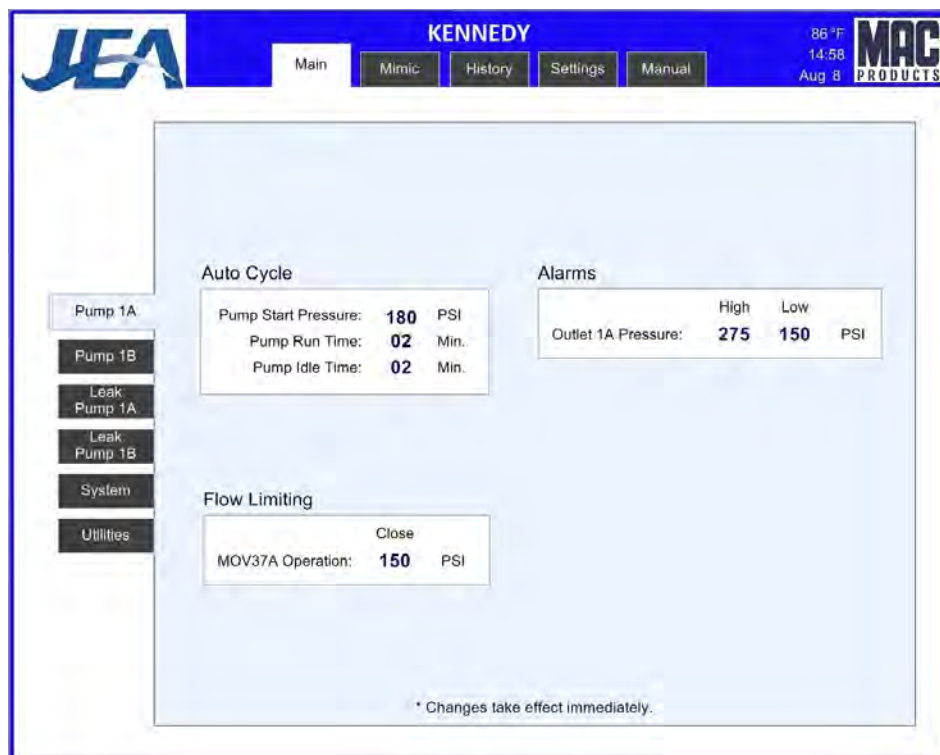


Figure 2 – Sample Set Points Screen

# MAC

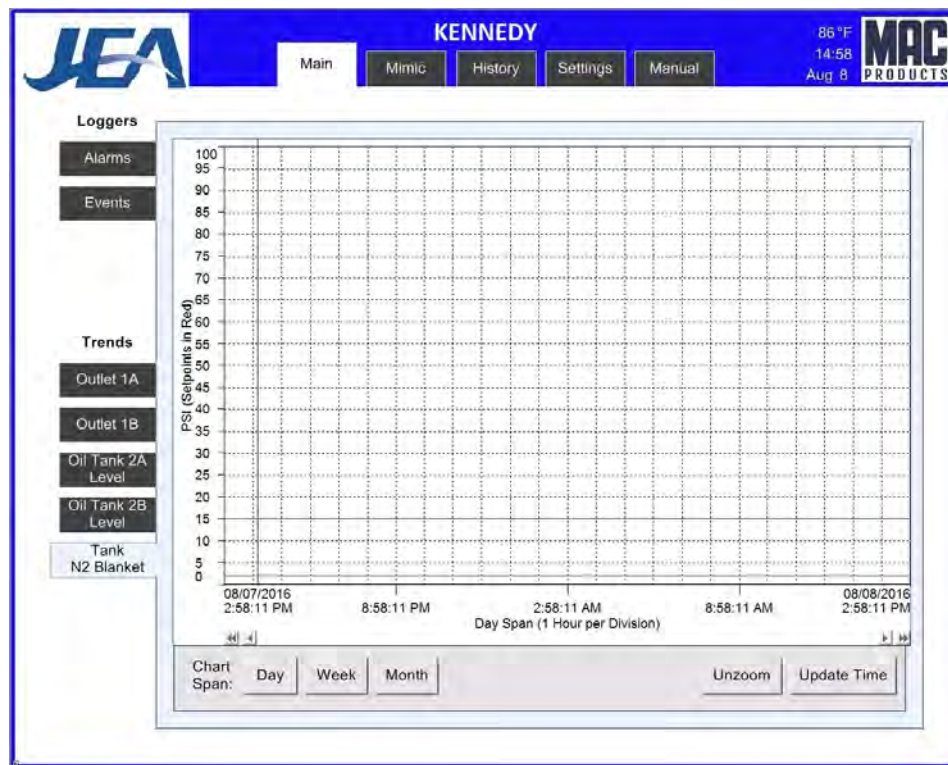


Figure 3 – Sample Trend Screen

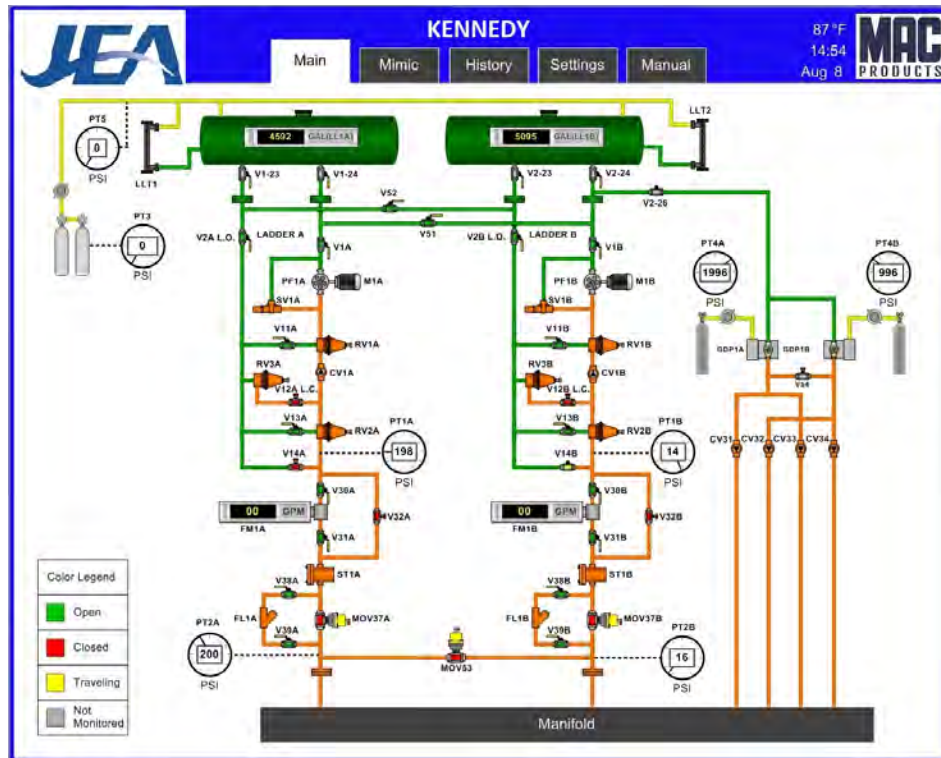


Figure 4 – Sample Mimic Screen

# MAC

Message	Time
Crossover Valve MOV53 Operation	8/8/2016 2:53:59 PM
Touchscreen Trouble	8/8/2016 2:52:04 PM
GDP1A Operation	8/8/2016 2:49:10 PM
GDP1B Operation	8/8/2016 2:49:00 PM
Low Pressure Pump A	8/8/2016 2:48:50 PM
Low Pressure Pump B	8/8/2016 2:48:50 PM
Frequent/Continuous Operation Pump A	8/8/2016 2:47:37 PM
Frequent/Continuous Operation Pump A	8/8/2016 2:44:18 PM
Frequent/Continuous Operation Pump A	8/8/2016 2:42:14 PM
Frequent/Continuous Operation Pump A	8/8/2016 2:41:11 PM
Touchscreen Trouble	8/8/2016 2:40:03 PM
Frequent/Continuous Operation Pump A	8/8/2016 2:34:28 PM
PLC Trouble	8/8/2016 2:25:09 PM
Low Pressure Pump A	8/8/2016 2:23:10 PM
Frequent/Continuous Operation Pump A	8/8/2016 2:23:10 PM
Low Pressure Pump B	8/8/2016 2:23:10 PM
Frequent/Continuous Operation Pump A	8/8/2016 2:11:21 PM
Low Pressure Pump A	8/8/2016 2:11:19 PM
Low Pressure Pump B	8/8/2016 2:11:19 PM
MOV37B Operation FLOW Limiting	8/8/2016 2:11:19 PM
Leak Warning Pump A	8/8/2016 2:09:44 PM
Frequent/Continuous Operation Pump A	8/8/2016 2:08:20 PM
Leak Warning Pump A	8/8/2016 2:07:03 PM
Frequent/Continuous Operation Pump B	8/8/2016 2:06:18 PM
Non-PLC Pump Start Pump B	8/8/2016 2:05:45 PM
Touchscreen Trouble	8/8/2016 2:00:27 PM
PLC Trouble	8/8/2016 1:56:31 PM
Frequent/Continuous Operation Pump A	8/8/2016 1:51:17 PM
Non-PLC Pump Start Pump A	8/8/2016 1:40:01 PM
Low Pressure Pump A	8/8/2016 1:37:40 PM
Frequent/Continuous Operation Pump A	8/8/2016 1:37:40 PM

Figure 5 – Alarm & Event Logger

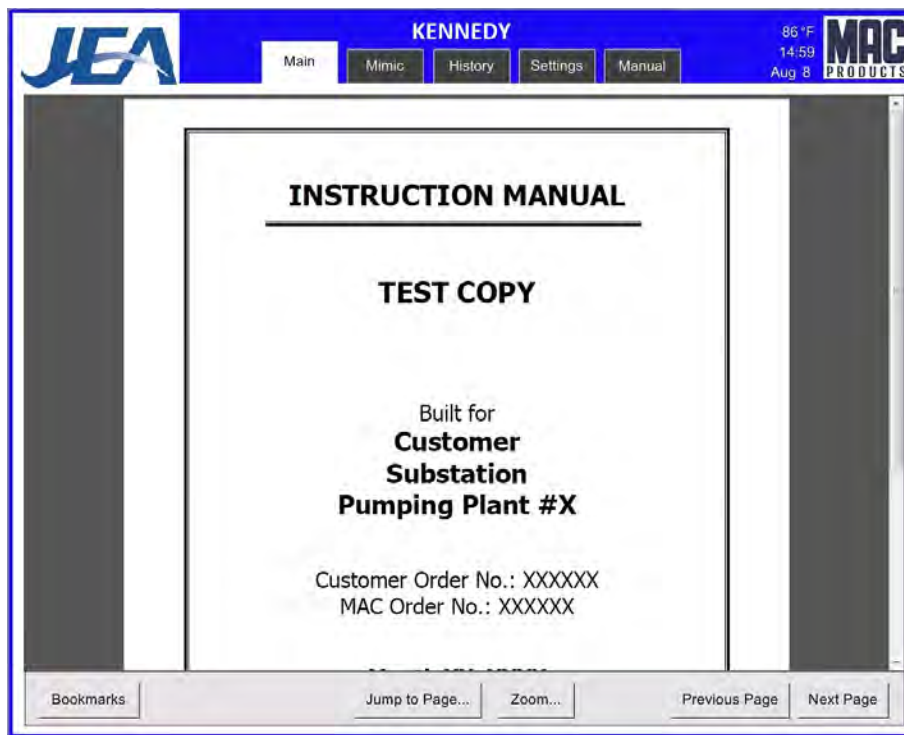


Figure 6 – O&M Manual





### 1.3 Storage Tank Systems

The existing storage tank and level gauges will be retained. An option for new level gauges is included in our proposal.

A nitrogen storage tank blanket system with manifold connections for two cylinders will be provided and installed. Nitrogen cylinders will be provided by the owner. A gauge will be added to the tank safety piping to indicate a burst rupture disk.

### 1.5 Fabrication & Factory Testing

The design and fabrication of the plant will follow all applicable codes and standards. MAC Products will provide a customer witness test of the plant at our Kearny, NJ facility prior to shipping the control panels to the installation sites.

### 1.6 Field Installation & Field Testing

MAC will transport and offload the new control panels to the existing piping skids. The existing control panels will be disconnected and disposed of by MAC. New instrumentation will be mounted and wired to the new control panel.

MAC will make AC power connections to the existing breaker panel. If a DC source is available, MAC will make this connection as well.

Connections for remote monitoring will be the responsibility of others.

MAC will stagger the installation at the Southside station. The unit pressurizing the 687 and 688 circuit will remain in service while the other two units are upgraded. The 657, 658, 667, and 668 circuits will be pressurized from Georgia Street during the installation. After the first two units are installed and tested, the third unit will be upgraded.

MAC will stagger the installation at the Northside station. The control skid in the front of the plant will be configured to pressurize all four circuits while the control skid in the rear is upgraded. Once the unit in the rear is upgraded and commissioned, it will be used to pressurize the four circuits while the unit in the front is upgraded.

### 1.7 Items Not Included

Items not included in this proposal are:

- Upgrades to the lighting, AC or DC power supplies, HVAC, or other items associated with the electrical or environmental controls in the pumping plant rooms.
- New dielectric fluid
- Modifications to the existing process and control piping
- Modifications to the storage tank or piping systems associated with the storage tank
- Pumps or motors

# MAC

## Warranty

A standard one (1) year warranty is included for all items provided with the pumping plant installations. All warranty periods will begin upon the field acceptance of the plant or six months after factory testing, whichever comes first.

## Preliminary Schedule

- 4 weeks ARO – Engineering site survey to obtain measurements and verify power sources
- 8 weeks ARO – Engineering drawing submittal
- 24 weeks after drawing approval – Fabrication complete, Factory Testing Milestone
- 26 weeks ARO – Installation begins at Southside
- 29 weeks ARO – First two units at Southside are commissioned
- 29 weeks ARO – Setup portable plants at Northside
- 30 weeks ARO – Installation begins at Northside
- 33 weeks ARO – Northside units are commissioned
- 34 weeks ARO – Portable plants at Northside are removed
- 34 weeks ARO – Installation begins on third unit at Southside
- 36 weeks ARO – Final unit at Southside is commissioned

## Pricing

**Southside Control Panels** \_\_\_\_\_ **\$524,670.00**

**Northside Control Panels** \_\_\_\_\_ **\$388,950.00**

**Option 1: New level gauges at Southside. Three units** \_\_\_\_\_ **\$65,180.00**

**Option 2: New level gauges at Northside. Two units** \_\_\_\_\_ **\$53,420.00**

## Pricing Breakdown

Engineering Southside	\$67,200.00
Engineering Northside	\$53,800.00
Equipment & Controls, Southside	\$290,200.00
Equipment & Controls, Northside	\$197,990.00
Installation, Southside	\$167,270.00
Installation, Northside	\$137,160.00
Option 1	\$65,180.00
Option 2	\$53,420.00
Performance Bond	\$13,418.00
<b>TOTAL</b>	<b>\$1,045,638.00</b>





## Company

For more than 50 years MAC Products has designed and built a wide variety of high-quality products for the electric utility, construction, electrified transit and OEM industries. With a unique blend of modern manufacturing facilities, highly experienced and skilled engineers, technicians, and craftsmen, MAC produces high quality products that meet the needs of demanding industries. MAC employs approximately 150 people, operates with approximately 120,000 sq. ft. under roof, and is located on a four acre site in South Kearny, New Jersey.

During the past 30 years MAC has manufactured or rebuilt over 200 pumping plants and heat exchanger units. All manufacturing and assembly is done completely at the MAC facility. In addition to our manufacturing capabilities, MAC has highly experienced field crews for installation, rebuilding and maintenance of pumping plants and cooling plants.

## ISO Certification

MAC Products, Inc. has been an ISO certified company ISO standard ISO9001:2015. Our ISO certification covers all facets of the company (i.e. engineering, manufacturing, purchasing, and sales). A copy of our ISO certificate is included with this proposal.

## **ADDITIONAL COMMENTS AND TERMS:**

1. Terms of payments for this proposal shall be net thirty (30) days from date of invoice.
2. Invoicing will be done per the following schedule:
  - 20% after engineering drawing approval
  - 50% after factory acceptance testing
  - 10% after installation and testing of the first two Southside units
  - 10% after installation and testing of the Northside units
  - 10% after installation and testing of the last Southside unit
3. All prices in this proposal are firm for a period of ninety (90) days from the date of this letter.
4. All of the drawings provided along with this quotation are to be considered proprietary and preliminary only. The specific design of all items will be completed after receipt of your purchase order.
5. The manufacture of all final assemblies supplied per this proposal will be at our facility in Kearny, NJ.

Sincerely yours,

David J. Zuercher  
Sales Engineer, MAC Products, Inc.  
973-715-1575

## ***Certification of Single Source or Emergency Procurement***

Please use this form to certify a Single Source or Emergency Procurement complies with the requirements of the JEA Procurement Code. The JEA Procurement Code defines a Single Source and Emergency Procurement as follows:

### **3-112 Single Source**

A Contract may be awarded for Supplies or Services as a Single Source when, pursuant to the Operational Procedures, the Chief Procurement Officer determines that:

- (a) there is only one justifiable source for the required Supplies or Services;
- (b) the Supplies or Services must be a certain type, brand, make or manufacturer due to the criticality of the item or compatibility within a JEA utility system, and such Supplies or Services may not be obtained from multiple sources such as distributors;
- (c) the Services are a follow-up of Services that may only be done efficiently and effectively by the Vendor that rendered the initial Services to JEA, provided the Procurement of the initial Services was competitive;
- (d) at the conclusion of a Pilot Project under Section 3-118 of this Code, the Procurement of Supplies or Services tested during the Pilot Project, provided the Vendor was competitively selected for the Pilot Project.

### **3-113 Emergency Procurements**

In the event of an Emergency, the Chief Procurement Officer may make or authorize an Emergency Procurement, provided that Emergency Procurements shall be made with as much competition as practicable under the circumstances. A written Determination of the basis for the Emergency and for the selection of the particular Vendor shall be included in the Procurement file.

For purposes of this Section 3-113, an "Emergency" means any one of the following:

- (a) a reasonably unforeseen breakdown in machinery;
- (b) an interruption in the delivery of an essential governmental service or the development of a circumstance causing a threatened curtailment, diminution, or termination of an essential service;
- (c) the development of a dangerous condition causing an immediate danger to the public health, safety, or welfare or other substantial loss to JEA;
- (d) an immediate danger of loss of public or private property;
- (e) the opportunity to secure significant financial gain, to avoid delays to any Governmental Entity or avoid significant financial loss through immediate or timely action; or (f) a valid public emergency certified by the Chief Executive Officer.

### **Please provide the following information:**

1. **Vendor Name:**

MAC

2. **Description of Services or Supplies provide by Vendor:**

Replacing existing MAC control panels for HPFF Underground Transmission circuits at Northside Substation and Southside GIS Substation. The work is proprietary to MAC due to the vendor specific programming to modify the alarm scheme for the annunciator and HMI. Additionally, MAC HPFF Control Panels are a Substation Standardized Item for all HPFF circuits within the JEA Transmission System. The schematics and drawings will be updated by MAC to coordinate with the settings/programming associated to the new control panels.

## Award #2 Supporting Documents Regular Agenda 07/18/24

### 3. Certification:

I the undersigned certify that to the best of my knowledge, no JEA employee has, either directly or indirectly, a financial interest in this Single Source Emergency Procurement, and

I the undersigned certify that this procurement meets the requirements of a (choose one of the following):

  X   **Single Source Procurement.** Please state which subsection of Section 3-112 above applies to this Single Source Procurement: B) The Services must be a certain type due to the criticality of the item.

OR

       **Emergency Procurement** - Please state which subsection of Section 3-113 above applies to this Emergency Procurement: \_\_\_\_\_

Raynetta Curry Marshall  
Signature of JEA Business Unit Chief (or designee)

06/27/2024  
Date

Raynetta Curry Marshall  
Name of JEA Business Unit Chief (or designee)

**This certification shall be attached to the Purchase Order when it is routed for approval. A Single Source or Emergency Procurement shall be reported to the JEA Board in accordance with Section 1-110 of the JEA Procurement Code.**

# Award #3 Supporting Documents Regular Agenda 07/18/24

CONFIDENTIAL Black & Veatch Billing Rates and Expense Schedule for 2024 Home Office Consulting Engineering Services JEA			
HOURLY BILLING RATES (see Client Billings and Notes) (\$USD)			
<b>Project Administration</b>			
Project accounting and office support including clerical, secretarial and billing.			
<b>Project Administration</b>	<b>\$76.00</b>	<b>1 to 6+ years</b>	<b>Document Associate, Word Processing Associate, General Clerk, Project Support Assistant, Admin Support Assistant, Accounting Associate, Project Accounting/Billing Associate, Cost Accountant, Project Accountant, Accounting Supervisor, Project Accounting/Billing Supervisor</b>
<b>Technicians and Technical Support</b>			
Technical designers, drafters, and other technical support functions.			
Associate Technician / Designer	\$91.00	0 to 1+ years	Under close supervision, performs engineering technician work creating or modifying deliverables
Staff Technician / Designer	\$113.00	1 to 8+ years	Mid to senior-level Engineering Technician. Applies engineering standards, document control processes, technical supervision
Lead Technician/Designer	\$144.00	5 to 15+ years	Technical Specialist / Supervisor. In technical design role, solves difficult problems and provides training. Develops, coordinates, and oversees conceptual and detailed design activities.
Senior Technician/Designer	\$187.00	15+ years	Senior supervisor. Multi-discipline engineering design capacity. Manages schedules, quality assurance, and budgets for design activities.
<b>Engineering and Management</b>			
Engineering design, analysis, and management. Includes departmental and project assignments including project management, executives and engineering department management.			
Associate Engineers	\$105.00	0 to 1+ years	Under close supervision, performs routine aspects of engineering assignments. BS degree in engineering or related science from accredited program.
Staff Engineers	\$125.00	1 to 3+ years	Performs all aspects of conventional design engineering and analysis within respective discipline. BS degree in engineering or related science from accredited program.
Design Engineers	\$141.00	3 to 8+ years	Lead or supervisory role. Develops and applies medium to complex engineering techniques and analyses within respective discipline. BS degree in engineering or related science from accredited program. May include PEs.
Project Engineers	\$169.00	5 to 11+ years	Lead or supervisory role. Develops and applies medium to complex engineering techniques and analyses within respective discipline. BS degree in engineering or related science from accredited program. May include PEs.
Senior Engineers	\$225.00	10 to 15+ years	Subject Matter Expert. Develops and applies advanced engineering techniques and analyses within respective discipline. BS degree in engineering or related science from accredited program. PE required if less than 10+ yrs.
Engineering Managers	\$230.00	12 to 15+ years	Management of multi-discipline staff. Develops and applies complex engineering and scientific analyses. BS engineering degree from accredited program. PE required if less than 12+ yrs.
<b>Project Managers</b>	<b>\$240.00</b>	<b>7 to 15+ years</b>	<b>Manages small to large engineering projects; may involve multiple clients or partners or medium EPC projects. BS degree from accredited program. PE, MBA, or PM Certification</b>
<b>Senior Project Managers</b>	<b>\$270.00</b>	<b>15+ years</b>	<b>Directs complex engineering or EPC projects requiring global resources and multiple partners or multiple PMs. BS degree from accredited program. PE, MBA, or PM Certification</b>
<b>Professionals and Professional Support</b>			
Professionals who assess and track the cost related to projects, perform planning and scheduling functions related to projects, provide procurement and construction support, provide permitting support, and support other project related activities.			
Associate Professional	\$88.00	1 to 5+ years	Safety & Health Specialist, Commissioning Tech, Construction Associate / Tech / Coordinator, Construction QC Inspector, Associate Estimator, Project Controls Associate, Associate Environmental Specialist, Associate Geologist, Associate GIS Specialist
Staff Professional	\$139.00	3 to 14+ years	S & H Specialist / Manager, Comm manager, Project Coord, Const Manager, Construction QC Manager, Project Controls Analyst or Lead Analyst, Estimator or Lead Estimator, Environmental Specialist or Lead Specialist, Geologist or Lead Geologist, GIS Specialist or Lead Specialist
Lead Professional	\$191.00	7 to 18+ years	S & H Manager, Assoc Project Manager, Comm manager, Const Manager, Construction QC Manager, Project Controls Lead Analyst, Project Controls Manager / Specialist, Lead Estimator or Principal Estimator, Environmental Lead Specialist, Lead Geologist, GIS Lead Specialist
Senior Professional	\$238.00	14 to 20+ years	S & H Manager or Division Manager, Comm Mgr, Const Manager or Ops Manager, Const Support Mgr, Sr Construction QC Manager, Project Controls Lead Analyst, Project Controls Principal Manager, Senior Estimator or Director, Technology Leader
<b>Specialized Staff</b>			
Specialist staff who provide quality analysis/quality control, business analysis and related services.			
Associate Specialist	\$103.00	0 to 4+ years	Environmental Planner, Interior Designer, Management Analyst, Quality Analyst/Inspector, Facilities Planner
Staff Specialist	\$135.00	3 to 10+ years	Environmental Planner, Interior Designer, Management Analyst, Lead Quality Manager
Lead Specialist	\$175.00	6 to 18+ years	Environmental Planner, Management Analyst, Business Excellence Master, Senior Quality Manager
Senior Specialist	\$236.00	10 to 20+ years	Environmental Planner, Management Analyst, Business Excellence Master or Director, Senior Quality Manager or Director
<b>Client Billings: Client shall pay to Engineer for the performance of the Services the sum of the following amounts unless the compensation is otherwise stated in the specific task assignment.</b>			
1. Labor cost will be billed as actual hours charged to this project by Black & Veatch personnel and in accordance with the rates above.			
2. Typical and customary home office expenses, including computer related expenses (network server charges, PC usage charges, software and design application charges, printing, plotting, and server storage), reprographic services, document production, fax, telephone, postage/courier, etc. will be billed at a rate of \$10.00 per hour of direct billed labor.			
3. Expenses for travel and lodging will be billed at actual cost. These expenses include cost such as air-fare, personal mileage, lodging, meals, motor vehicles rental, telephone, special rental equipment, etc.			
4. Cost of 3rd party services and for non-customary office costs such as production printing will be billed at actual cost plus 10%.			
5. Field assignments of longer than 60 days will be billed as actual hours charged to this project by Black & Veatch personnel in accordance with the rate sheet plus uplift as determined by current field services policy. Expenses for field assignments can be per diem, actual expenses, or a combination of both as specific to the assignment.			
6. Overtime applies only to non-exempt personnel as defined by the US Federal Wage and Hour Law. Overtime will be billed as actual hours charged to this project by Black & Veatch personnel in accordance with the rate sheet plus 50%.			
7. Any other professionals not specifically identified above will be placed in the most appropriate category above based on function and experience.			
<b>Notes:</b>			
1. Billing rates are subject to annual adjustment on each January 1.			
2. This Rate Sheet contains information that may be privileged, confidential and exempt from disclosure under applicable law. Any unauthorized disclosure, copying, or distribution of this document or any of its contents is prohibited.			



23 February 2024

Eddie Bayouth  
Procurement Category Management Specialist  
Jacksonville Electric Authority  
*Delivered Electronically*

RE: Burns & McDonnell 2024 Rates for General Engineering Services

Dear Eddie,

Please find in the following tables below, our Burns & McDonnell Classifications, Qualifications and Hourly Rates for services performed in accordance with the Solicitation Number 1411480246, General Engineering Services - Electric Generating Plants.

Please note, Burns & McDonnell annually adjusts its Schedule of Hourly Rates for Professional Services.

We thank you for the opportunity to serve JEA and look forward to working together.

Very respectfully,

A handwritten signature in blue ink, appearing to read "Rich Mahaley".

Rich Mahaley  
SVP, Florida Region



BURNS & MCDONNELL CLASSIFICATION GUIDE SUMMARY  
Architecture Positions

Personnel Classification	Level	Minimum Qualifications	2024 Hourly Billing Rate
General Office	5	N/A	N/A
Technician	6	The services of contract/agency and/or any personnel of a Burns & McDonnell parent, subsidiary or affiliate shall be billed to owner according to the rate sheet as if such personnel is a direct employee of Burns & McDonnell, except that services provided by Burns & McDonnell Global, Inc. will be billed at a Level 6 based on the rates associated.	\$94.00
Assistant	7	Bachelor's degree in engineering from an accredited curriculum; or completion of Architect in Training (AIT) examination	\$114.00
	8	Bachelor's degree from an accredited curriculum in architecture plus 1 year discipline-related experience; or Master's degree	\$156.00
Assistant	9	Bachelor's degree from an accredited curriculum in architecture plus 2 years discipline-related experience; Master's degree may be substituted for one year.	\$186.00
Staff	10 11	Bachelor's degree from an accredited curriculum in architecture plus 4 years discipline-related experience; Master's degree may be substituted for one year. Professional registration or certification preferred	\$211.00 \$231.00
Senior	12 13	Bachelor's degree from an accredited curriculum in architecture plus 8 years discipline-related experience; Master's degree may be substituted for one year. Professional registration or certification preferred	\$261.00 \$283.00
Associate	14 15	Bachelor's degree from an accredited curriculum in architecture plus 14 years discipline-related experience; Master's degree may be substituted for one year. Professional registration or certification required.	\$291.00 \$293.00
Senior Associate	16 17	Bachelor's degree from an accredited curriculum in architecture plus 22 years discipline-related experience; Master's degree may be substituted for one year. Proven ability to deal effectively with a wide variety of industry, government and public contracts on project-related matters. Professional registration required	\$296.00 \$298.00





BURNS & MCDONNELL CLASSIFICATION GUIDE SUMMARY  
 TECHNICAL SPECIALTY  
 Engineering and Management Positions

Personnel Classification	Level	Minimum Qualifications	2024 Hourly Billing Rate
General Office	5	N/A	N/A
Technician	6	The services of contract/agency and/or any personnel of a Burns & McDonnell parent, subsidiary or affiliate shall be billed to owner according to the rate sheet as if such personnel is a direct employee of Burns & McDonnell, except that services provided by Burns & McDonnell Global, Inc. will be billed at a Level 6 based on the rates associated.	\$94.00
Assistant	7	N/A	N/A
Assistant	8	Bachelor's degree in engineering from an accredited curriculum; or completion of fundamentals of engineering (FE) examination	\$156.00
Assistant	9	Bachelor's degree in engineering from an accredited curriculum, completion of FE examination, plus minimum of one year related experience. Completion of master's degree in related field may be substituted for one year of experience	\$186.00
Staff	10	Bachelor's degree in engineering (or equivalent) from an accredited curriculum plus a minimum of three years' related experience. Registration as an FE or demonstrated progress toward certification in professional field. Completion of master's degree in related field may be substituted for one year of experience	\$211.00
	11		\$231.00
Senior	12	Bachelor's degree in engineering (or equivalent) from an accredited curriculum plus a minimum of seven years' progressive experience. Registration as an FE or demonstrated progress toward certification in professional field. Completion of master's degree in related field may be substituted for one year of experience	\$261.00
	13		\$283.00
Associate	14	Bachelor's degree in engineering (or equivalent) from an accredited curriculum plus a minimum of 13 years' progressive experience. Demonstrates continued educational development and ability to apply new methods and developments. Professional registration. Master's degree preferred	\$291.00
	15		\$293.00
Senior Associate	16	Bachelor's degree in engineering (or equivalent) from an accredited curriculum plus a minimum of 21 years' progressive experience. Demonstrates creativity, foresight and mature professional judgment in solving unprecedented problems, determining program objectives and requirements, organizing programs and projects, and developing standards and guides for diverse engineering and architectural activities. Professional registration. Master's degree preferred	\$296.00
	17		\$298.00



**BURNS & MCDONNELL CLASSIFICATION GUIDE SUMMARY**  
**TECHNICAL SPECIALTY Drafting, Detailing and Design Positions**

Personnel Classification	Level	Minimum Qualifications	2024 Hourly Billing Rate
Drafting Technician	5	High School Diploma or GED required. Certificate in Drafting/Design preferred.	\$74.00
Drafting Technician	6	Associate's degree in drafting or engineering technology or associate's degree in drafting or engineering technology and 0 years related experience, or 1-2 years' drafting experience  The services of contract/agency and/or any personnel of a Burns & McDonnell parent, subsidiary or affiliate shall be billed to owner according to the rate sheet as if such personnel is a direct employee of Burns & McDonnell, except that services provided by Burns & McDonnell Global, Inc. will be billed at a Level 6 based on the rates associated.	\$94.00
Assistant Detailer	7	Bachelor's degree in drafting or engineering technology and 0 years experience, or associate's degree in drafting or engineering technology and 1 year related experience, or 2+ years' drafting experience	\$114.00
Assistant Detailer/Assistant Designer	8	Bachelor's degree in drafting or engineering technology and 2 years experience, or associate's degree in drafting or engineering technology and 3 year related experience, or 4+ years' drafting experience	\$156.00
Assistant Detailer/Assistant Designer	9	Bachelor's degree in drafting or engineering technology and 4 years experience, or associate's degree in drafting or engineering technology and 5 year related experience, or 6+ years' drafting experience	\$186.00
Staff Designer	10	Bachelor's degree in drafting or engineering technology and 7 years experience, or associate's degree in drafting or engineering technology and 8 year related experience, or 9+ years' drafting experience	\$211.00
Staff Designer	11	Bachelor's degree in drafting or engineering technology and 10 years experience, or associate's degree in drafting or engineering technology and 11 year related experience, or 12+ years' drafting experience	\$231.00
Senior Designer	12	Bachelor's degree in drafting or engineering technology and 13 years experience, or associate's degree in drafting or engineering technology and 14 year related experience, or 15+ years' drafting experience	\$261.00
Senior Designer	13	Bachelor's degree in drafting or engineering technology and 16 years experience, or associate's degree in drafting or engineering technology and 17 year related experience, or 18+ years' drafting experience	\$283.00
Associate	14	Bachelor's degree in drafting or engineering technology and	\$291.00



Designer	15	20 years experience, or associate's degree in drafting or engineering technology and 21 year related experience, or 22+ years' drafting experience	\$293.00
Senior Associate Designer	16 17	Bachelor's degree in drafting or engineering technology and 28 years experience, or associate's degree in drafting or engineering technology and 29 year related experience, or 30+ years' drafting experience	\$296.00 \$298.00

**Notes:**

1. For outside expenses incurred by Burns & McDonnell, such as services rendered by subcontractors, the client shall pay the cost to Burns & McDonnell plus 10%.
2. Monthly invoices will be submitted for payment covering services and expenses during the preceding month. Invoices are due upon receipt. A late payment charge of 1.5% per month will be added to all amounts not paid within 30 days of the invoice date.
3. The rates shown above are effective for services through December 31, 2024, and are subject to revision thereafter.



May 22, 2024

Jason Behr  
 Jacksonville Electric Authority  
 Client Address  
 Client Address

Subject: Jacksonville Electric Authority – Project Management Services  
 Rate Card

Dear Mr. Behr:

Leidos Engineering, LLC (Leidos) submits this master service agreement rate sheet to Jacksonville Electric Authority for consideration and evaluation to form the commercial basis of the Project Management Support Services contract.

JEA Rate Classification	Hourly Bill Rate
Project Manager III	\$ 195.00
Project Manager II	\$ 170.00
Project Manager I	\$ 145.00
Associate Project Manager	\$ 125.00
Project Controls Analyst III	\$ 155.00
Project Controls Analyst II	\$ 135.00
Project Controls Analyst I	\$ 115.00
Associate Project Controls Analyst	\$ 85.00
Administrative Assistant	\$ 75.00

We appreciate the opportunity to provide this proposal to accomplish the required services for Project Management Support Contract. If you have any questions, please feel free to contact Joshua Creelman at 508.935.1654.

May 22, 2024

Sincerely,

**Leidos Engineering, LLC**

A handwritten signature in black ink, appearing to be 'JC' or 'J. Creelman'.

Section Manager  
**Joshua Creelman**

A handwritten signature in blue ink, appearing to be 'Zachary A. Cheek'.

Senior Contracts Representative  
**Zachary Cheek**

# Award #3 Supporting Documents Regular Agenda 07/18/24

#	1411544446 (RFP) CCNA Substation and Transmission Project Management Services						
	Vendor Rankings	Chmist	Talebi	Hamilton	Σ Rank	Rank	Total Score
1	Black and Veatch	6	1	3	10	3	244.02
2	Burns and McDonnell	1	4	1	6	1	271.67
3	Enercon	10	9	10	29	10	159.18
4	GAI Consultants	8	10	9	27	9	210.18
5	Pickett and Associates	4	6	7	17	6	238.35
6	Planet Forward Energy	5	3	4	12	4	240.38
7	Power Engineers	7	5	5	17	6	230.97
8	RCM Technologies	9	8	8	25	8	208.64
9	Sargent and Lundy	2	7	6	15	5	238.93
10	Leidos Engineering	3	2	2	7	2	259.69
#	Chmist	Staff Experience (45 Points)		Company Experience (50 Points)	JSEB (5 Points)	Total	Rank
1	Black and Veatch	43.06		37.50	0.00	80.56	6
2	Burns and McDonnell	43.67		50.00	4.00	97.67	1
3	Enercon	27.61		15.00	0.00	42.61	10
4	GAI Consultants	34.47		42.50	0.00	76.97	8
5	Pickett and Associates	43.57		50.00	0.00	93.57	4
6	Planet Forward Energy	43.16		38.75	0.00	81.91	5
7	Power Engineers	42.85		37.50	0.00	80.35	7
8	RCM Technologies	43.98		30.00	0.00	73.98	9
9	Sargent and Lundy	44.18		50.00	0.00	94.18	2
10	Leidos Engineering	43.98		50.0	0.00	93.98	3
	Talebi	Staff Experience (45 Points)		Company Experience (50 Points)	JSEB (5 Points)	Total	Rank
1	Black and Veatch	42.65		43.75	0.00	86.40	1
2	Burns and McDonnell	40.60		36.25	4.00	80.85	4
3	Enercon	37.84		28.75	0.00	66.59	9
4	GAI Consultants	32.83		33.75	0.00	66.58	10
5	Pickett and Associates	41.73		33.75	0.00	75.48	6
6	Planet Forward Energy	41.11		42.50	0.00	83.61	3
7	Power Engineers	40.81		35.00	0.00	75.81	5
8	RCM Technologies	43.16		23.8	0.00	66.91	8
9	Sargent and Lundy	39.07		35.0	0.00	74.07	7
10	Leidos Engineering	42.55		43.8	0.00	86.30	2
	Hamilton	Staff Experience (45 Points)		Company Experience (50 Points)	JSEB (5 Points)	Total	Rank
1	Black and Veatch	40.81		36.25	0.00	77.06	3
2	Burns and McDonnell	40.40		48.75	4.00	93.15	1
3	Enercon	34.98		15.00	0.00	49.98	10
4	GAI Consultants	30.38		36.25	0.00	66.63	9
5	Pickett and Associates	38.05		31.25	0.00	69.30	7
6	Planet Forward Energy	41.11		33.75	0.00	74.86	4
7	Power Engineers	38.56		36.25	0.00	74.81	5
8	RCM Technologies	42.75		25.00	0.00	67.75	8
9	Sargent and Lundy	41.93		28.75	0.00	70.68	6
10	Leidos Engineering	43.16		36.3	0.00	79.41	2
	Overall Averages	Staff Experience (45 Points)		Company Experience (50 Points)	JSEB (5 Points)	Total	
1	Black and Veatch	42.17		39.17	0.00	81.34	3



## Award #3 Supporting Documents Regular Agenda 07/18/24

2	Burns and McDonnell	41.56		45.00	4.00	90.56	1
3	Enercon	33.48		19.58	0.00	53.06	10
4	GAI Consultants	32.56		37.50	0.00	70.06	8
5	Pickett and Associates	41.12		38.33	0.00	79.45	6
6	Planet Forward Energy	41.79		38.33	0.00	80.13	4
7	Power Engineers	40.74		36.25	0.00	76.99	7
8	RCM Technologies	43.30		26.25	0.00	69.55	9
9	Sargent and Lundy	41.73		37.92	0.00	79.64	5
10	Leidos Engineering	43.23		43.33	0.00	86.56	2

REQUEST FOR PROPOSAL

# SUBSTATION AND TRANSMISSION PROJECT MANAGEMENT SERVICES

SOLICITATION NO. 1411544446

SUBMITTED TO  
**JEA**

FEBRUARY 27, 2024





February 27, 2024

Mr. Dan Kruck  
JEA Procurement Department  
21 West Church Street  
Jacksonville, Florida 32202

Re: Substation and Transmission Project Management Services  
Solicitation No. 1411544446

Dear Mr. Kruck:

We are excited to provide our proposal to JEA for Substation and Transmission Project Management Services. With such a large array of projects on the horizon for JEA, Burns & McDonnell recognizes that JEA would benefit greatly with us as your partner, as we have the knowledge, expertise and breadth of project management experience needed to efficiently support JEA in managing and delivering a significant amount of projects on time, within budget and of course, with the highest quality.



**We strive in helping JEA with their continued success in managing a portfolio of new and existing substation and transmission projects.** We offer an exceptionally talented team of project managers that together has over 87 years of industry experience engineering, designing, managing and constructing both greenfield and brownfield transmissions lines and substations.

Your Lead Project Manager, Randy Koncelik, is a certified Project Management Professional (PMP) who has close to thirty years of diversified experience. In addition, our entire proposed project management team are either Project Management Professionals (PMPs) or Florida-licensed professional engineers (PE) who are further supported by 318 construction-minded PMPs and 163 Florida PE licensed professionals — 27 licensed in the State of Florida.



**Your Burns & McDonnell team has a long history of partnerships aimed at making each of our clients successful — including you.** Within this response, we have provided extensive details of each project example that significantly aligns with JEA's short-term and long-term goals; specifically managing substation and transmission line projects and solving issues. From our

experience and skills that allowed us to successfully evaluate and negotiate contractor change orders on our Crystal River to Bronson Project, to our ability to manage the schedule on the Fort Meade to West Lake Transmission Line Rebuild Project when planned outages were unavailable due to system constraints, our continuous focus is to bring consistent, creative support to JEA's table to meet your specific needs.



**JEA deserves an experienced substation and transmission partner with a comprehensive understanding of what it takes to successfully manage and deliver these projects.** The project examples herein clearly demonstrate the wide array of our experience in both substation and transmission project management work, all while meeting our client's budgetary and schedule

expectations. We have included projects that are relevant to the types of projects outlined in this solicitation. Furthermore, we have an experienced team managing projects in virtually all aspects of the industry, including water and sewer projects.

These projects demonstrate how we collaborated with our clients, key stakeholders and subcontractors to not only address the immediate needs, but also how we went beyond the project requirements and added additional value.

Take, for example, how our team took advantage of a property that became available next to Lakeland's Hamilton Substation. We quickly recognized an opportunity to rotate the station 180 degrees, which was a more ideal layout for the distribution interface that the client will build after the station goes in-service, providing a more efficient overall solution. On that same project, we also identified that the client would have increased cost to the regular maintenance of their dry retention pond due to it being inside of the station footprint, which would have required the landscaper to be qualified for work inside an energized substation. A simple non-conductive fence solved this for the client. These are just a few examples that show how the depth of experience of our team can add value to JEA.



**JEA will receive a large, experienced firm with small-firm responsiveness and dedication.** For our Florida team, physically being there for JEA is our number one priority. We are close to JEA's territory and able to be there when needed. We will be dedicated to JEA's initiatives by closely working with you and your staff through on-site visits, and leading regularly scheduled progress meetings and impromptu meetings. If there is an immediate issue, your local team is one phone call away with access to over 13,500 engineers, consultants, specialists and construction professionals in 70 office locations.

Randy will keep your dedicated team on track with the goal of effectively managing the projects and the CCNA design firms. Should any questions arise, he will coordinate with knowledgeable industry professionals to address all JEA needs and propose solutions as needed. With the support of our experienced project management professionals, licensed engineers and support team, your Burns & McDonnell team is confident that we will provide the necessary project management services to support the aggressive ramp-up in capital spend to modernize JEA's transmission and substation infrastructure.

*Because for us, we are not successful unless you are.*



**Your Burns & McDonnell team is much more than just an engineering, design and project management firm.** We are accomplished in program management, engineering, procurement and construction services. With the amount of work that JEA has on the horizon, we believe there can be efficiencies gained with a more comprehensive approach to meet the challenges associated with managing so many projects in the next several years. With Burns & McDonnell's extensive experience in program management, coupled with our in house experience designing and constructing projects, we believe JEA would benefit from a more comprehensive program-managed approach to reduce project risk, cost and improve the overall project delivery timeline. We would be happy to meet with you to discuss these proven options if interested.

Should you have any questions regarding this proposal, please do not hesitate to contact Randy at 551.404.8393 or at [rjkoncelik@burnsmcd.com](mailto:rjkoncelik@burnsmcd.com).

Sincerely,

Richard D. Mahaley, PE  
Senior Vice President / Executive Sponsor

Matthew Kapusta, PE  
Principal / Global Practice Manager / T&D





## TABLE OF CONTENTS

1.18 Professional Staff Experience (CCNA)	1
1.19 Company Experience	11
1.20 Use of Jacksonville Small and Emerging Business (JSEB) Program Business	21
Appendices	23
▶ Appendix A:	
• Minimum Qualifications Form	
• Response Form	
• List of JSEB Certified Firms	
• Subcontractor Form	

## **1.18 Professional Staff Experience (CCNA)**

## 1.18 Professional Staff Experience (CCNA)



### **Randy Koncelik PMP** **Overall Project Manager /** **Project Manager 1**

Randy will work closely with JEA representatives and the Burns & McDonnell team throughout every stage of the project, by consistently communicating schedule progress while adhering to the overall budget; coordinating work load and managing

the project management team, as well as manage projects himself. Randy will be JEA's main Point of Contact for any of JEA's needs. His main tasks will include coordinating the projects assigned, developing estimates, schedules and cash flows for the projects; scheduling and leading project meetings with all key stakeholders and project team; and leading issue resolutions and upholding budgetary requirements in accordance with the current project schedule based on contractual requirements for overall project success.

#### **EDUCATION**

- BS, Project Management (Minor in Civil Engineering)

#### **REGISTRATIONS**

- Project Management Professional
- Construction Management Certification
- OSHA 30/10 Certifications

**29** YEARS OF EXPERIENCE

#### **VALUE FOR JEA**

► *Construction-minded leader with 29 years of designing and managing a diverse portfolio of substation and transmission projects*

► *Works closely with clients and key stakeholders in providing immediate, quality solutions based on cost efficiency and budgetary requirements*

### **Major Projects Program I Duke Energy Florida (DEF)** **Various Locations, Florida I 2023-Present**

**Project manager** whose responsibilities include overall safety and environmental compliance, material management, coordination with design team, schedule development, public relations coordination, real estate coordination, construction contract bid solicitation and award, construction contract administration, NERC CIP compliance and change management.



#### **Williston North to Bronson 230/115kV Transmission Line Project** **Williston, Florida I 2023-Present**

**Project manager** who is leading this \$170-million, 230/115kV transmission project, which includes 29.5 miles of new transmission line, a new 230kV greenfield substation and remote end work at three additional substations. Led the implementation of a detailed recovery plan, including an innovative structure tracking system to monitor and prioritize progress, enhanced subcontracting strategies and a multitude of other measures to ensure project budget and scheduled in-service date were met.

#### ■ **Bushnell East to Mondon Hill Project** **Brooksville, Florida I 2023-Present**

**Project manager** who is leading this \$158-million, 230kV transmission line project that involves 20.5 miles of 230kV transmission lines, expansion of an existing 69kV line, expansion of an existing substation and the construction of a new 230/115kV greenfield substation — the latter that involves



## 1.18 Professional Staff Experience (CCNA)

the foundation design for the 230/69kV transformer, the 230kV and 69kV breakers and the service station voltage transformer (SSVT). Concrete oil containments with grating were designed for the 230/69kV transformer and SSVT to meet SPCC requirement; trench and curb crossings were designed to withstand the weight of HS-20 sized vehicles. Responsible for managing contractual obligations and requirements, change order reviews, maintaining forecasts and client/project team management, developing material tracking to ensure delivery of long-lead items in support of the schedule, the full-funding process, which requires funding approval from the CEO and President of Duke Energy; and led the bid solicitation and award process for the substation and transmission line construction contracts.

### **Design-Build Transmission Line Repairs Project I Beaches Energy Services Jacksonville Beach, Florida I 2023-Present**

**Project manager** for this design-build, 138kV transmission line repair project, which involves the development of engineering plans, material and equipment procurement, permitting, construction and construction management services.

### **Senior Project Manager\* I Public Service Electric & Gas (PSE&G) 1994-2023**

Led full-cycle management of large scale plant improvement and transmission projects. Key projects included:

#### **Electric Transmission & Distribution Region**

Responsible for leading a portfolio of projects, totaling over \$650 million in multiple program areas, involving transmission hardening, Energy Strong II and numerous 69kV upgrade projects; led a small yet strategic transmission line reconfiguration project for the central division, as well as an FAA lighting upgrade project on the Susquehanna-Roseland transmission line. Other notable projects are as follows:

- Hillsdale 345kV Transmission Hardening / 69kV Upgrade
- Spring Valley 13kV Conversion
- Clay Street 69kV / Energy Strong II
- South Patterson 69kV

### **Sewaren Edison Corridor 345kV Conversion I Central New Jersey**

- Successfully led the development and execution of this \$175-million, 345kV conversion project that consisted of 11 miles of overhead transmission lines and upgrades to five switchyards
- Responsible for all phases of the project, including brownfield development efforts, system integration and planning, staffing, licensing, permitting and overall project execution

### **Susquehanna-Roseland 500kV Transmission Line I Central New Jersey**

- Responsible for leading a dedicated and highly specialized team to engineer, procure and construct this \$790-million transmission line project, which involved replacing 43 miles of the existing 230kV transmission line with new 500kV transmission line
- Managed all aspects of the project including environmental, safety, quality, construction, commercialization and outage coordination of the outside plant work
- Directed acceleration of the project by seven months based on corporate goals and to stabilize electrical transmission in the region, which also resulted in cost savings
- Successfully and safely led air crane operations for remote tower locations while developing PSE&G's helicopter subject matter expertise

*\*denotes experience prior to joining Burns & McDonnell*

## 1.18 Professional Staff Experience (CCNA)



### Jonathan Delaney PMP Project Manager 2

As your Lead Project Manager, Jonathan brings over 14 years of program management, project management, project controls, construction management, cost analysis and scheduling experience to JEA. He specializes in managing large-scale and

complex, high voltage transmission line and substation construction projects for multiple utility clients. Jonathan will be responsible for project development, construction planning and sequencing, contractor coordination and management, safety and environmental compliance, schedule and cost, reporting and ultimately, successful project completion.

#### EDUCATION

- BS, Engineering

#### REGISTRATIONS

- Project Management Professional (FL, ME)

**14** YEARS OF EXPERIENCE

#### VALUE FOR JEA

► *Immediately responds to client and key stakeholder needs through transparency, while maintaining cost objectives, schedule and managing multi-discipline engineering teams*

► *Excels in leading and engineering large-scale programs that involve multiple projects, overlapping schedules and strict budgetary requirements*

### Major Projects Program I Duke Energy Florida (DEF) Various Locations, Florida I 2017-2021

**Project manager** who supported and managed the development and engineering of a \$385M portfolio of transmission upgrades for this \$1.8-billion major projects program, including construction on 50 miles of greenfield, 230kV transmission facilities and a new gas-insulator switchgear (GIS) substation to connect generation facilities to the broader electric grid. Responsibilities included project planning and development; negotiating and awarding major contracts; coordinating the progression of detailed design and supporting easement acquisition; and overall project execution through all stages.



### Fort Meade to West Lake Wales Transmission Line Rebuild Polk County, Florida I 2018-2020

**Project manager** who is leading this \$56-million, 230kV transmission line project, which includes rebuilding 20 miles of transmission line between the Fort Meade and West Lake Wales Substations. Led project planning and development; negotiated and awarded major contracts; coordinated progression of detailed design and supported easement acquisition; and provided overall project execution.

### Stanley Transformer Station Refurbishment Project I Hydro One Networks Inc. Toronto, Canada I 2016-2017

**Project manager** for this \$30-million, capital upgrade project, who was responsible for project planning and organization throughout all stages of the project. Duties included developing the project execution plan, project coordination of various utility lines of business and project stakeholders, WBS structure and capitalization strategy development, master project schedule development and maintenance, cash-flow forecasting, variance/change management, purchase requisition and invoice approvals.

## 1.18 Professional Staff Experience (CCNA)

### **Switching Station Air-Blast Circuit Breaker Replacement and 115kV Bus Upgrade Project I Hydro One Networks Inc.**

**Ontario, Canada I 2016-2017**

**Project manager** for this \$30-million capital upgrade project, who was responsible for project planning and organization throughout all stages of the project. Duties included developing the project execution plan, stage gate process, estimating, project coordination of various utility lines of business and project stakeholders, WBS structure and capitalization strategy development, master project schedule development and maintenance, cashflow forecasting, variance/change management, purchase requisition and invoice approvals, commissioning planning, outage planning, project staging, issue resolution, project reporting, project meetings and lessons learned.

### **Transformer Station Air-Blast Circuit Breaker Replacement and 230kV Yard Upgrade Project I Hydro One Networks Inc.**

**Ontario, Canada I 2016-2017**

**Project manager** for this \$93-million, critical bulk power station capital upgrade project, who was responsible for project planning and organization throughout all stages of the project. Duties included developing the project execution plan, project coordination of various utility lines of business and project stakeholders, WBS structure and capitalization strategy development, master project schedule development and maintenance, cash-flow forecasting, variance/change management, purchase requisition and invoice approvals, commissioning planning, outage planning, project staging, issue resolution, bid evaluations, contract administration, project reporting, project meetings and lessons learned.

### **Large Transmission Projects Program I Central Maine Power (Avangrid) Maine I 2011-2016**

**Project manager** for this \$1.4-billion transmission program that traversed across 75 communities and comprised of approximately 450 miles of new 345kV and 115kV transmission facilities. Duties included oversight and general contract management of \$350-million worth of 200 miles of transmission line construction throughout Central Maine. Responsible for managing schedule, costs, design, construction and materials.

### **Manufacturing Facility Renovation Project I Confidential Aerospace Client Northeast United States I 2009-2011**

**Assistant project manager** for this \$22-million, 185,000-square-foot manufacturing facility renovation project for C-130 aircrafts. Responsible for project planning and executing project management duties, which included construction management, design review, estimating, procurement, cost controls, document controls, scheduling, client reporting and project close-out. Additional project scope was awarded during the success on the first phase of the building program.

### **Pararescue Training Complex Phase 1 and 2 I US National Guard Bureau New York I 2009-2010**

**Project controls manager** for this \$14-million, 38,200-square-foot project, who was responsible for preparing and implementing a project management control system by utilizing contract management software tools — the latter was instrumental in the client's request for additional project scope.

## 1.18 Professional Staff Experience (CCNA)



### Eric Schimmer PMP Project Manager 3

Eric has a diverse background in transmission line and high voltage power substation projects, ranging from detailed design to project and program management. His experience spans across several of the largest electric utilities in the country with integral involvement in some of their most critical and complex projects. Eric brings the

high quality of client service, accessibility, mentorship and technical excellence.

#### EDUCATION

- Drafting Technology

#### REGISTRATIONS

- Project Management Professional (FL)

19 YEARS OF EXPERIENCE

#### VALUE FOR JEA

► *Specializes creating the most complex substation and transmission line designs, while providing a thorough quality design and constructability reviews throughout project duration*

► *Works closely with a multi-discipline team that focuses on specific client goals and project requirements, while providing innovative solutions through necessary, state-of-the-art applications*

### Major Projects Program I Duke Energy Florida (DEF)

#### Various Locations, Florida I 2017-Present

**Project manager** who is supporting the development and engineering of a \$385M portfolio of transmission upgrades for this \$1.8-billion major projects program, including construction on 50 miles of greenfield, 230kV transmission facilities and a new gas-insulator switchgear (GIS) substation to connect generation facilities to the broader electric grid. Responsible for assisting in the management of approximately \$100 million in various large capital transmission upgrade projects, ranging from transmission line upgrades, greenfield transmission lines, substation upgrades and greenfield substations. Responsible for project planning (from development through execution stages) and project execution through closeout.



### Crystal River to Bronson 230kV Transmission Line Project

#### Crystal River, Florida I 2019-Present

**Project manager** who is leading this 230kV transmission line project, which includes 40 miles of transmission line rebuild, which is being installed on new monopole structures adjacent to existing H-frame structures in a narrow right-of-way. All construction was planned and executed to be performed under energized conditions, including the use of live line barehand methods and helicopter work. Remote end work completed at two substations to meet new ampacity requirements.

### Citrus County CC Switchyard I DEF

#### Citrus County, Florida I 2015-2019

**Electrical designer** who designed 69kV, 115kV and 230kV standard steel structures to be implemented on this major projects program. Burns & McDonnell was selected as program manager and owner's engineer for a multi-year, multi-billion-dollar investment into Duke Energy Florida's transmission grid. The program includes thirty projects, including greenfield substations, station retrofits and new transmission lines,

## 1.18 Professional Staff Experience (CCNA)

with projects being executed through engineering-procurement-construction (EPC) delivery and design-bid-build. The team was also responsible for providing calculations and drawing preparation for all new standard structures. All calculations and drawings were reviewed with DEF engineering representatives.

### **Citrus County Collector Bus I DEF Crystal River, Florida I 2015-2019**

**Electrical designer** for this greenfield collector bus project that involved three-position, 500kV breaker bays and three-position, 230kV breaker bays connected to a new DEF-built, natural gas, power plant on one end and to a new 500kV/230kV Citrus Combined-Cycle Switching Station on the other. The project included 230kV and 500kV generator step-up transformers, breakers, switches, aluminum bus and other ancillary equipment. Additionally, a new control enclosure was constructed to house relaying panels, control panels, alarms, remote terminal units, communication and other ancillary panels. The team provided civil and structural engineering design packages; worked closely with DEF's internal electrical engineering resources; performed custom steel and connection designs for the 230kV switchyard structures; authored the 500kV switchyard specifications and physical design requirements for the procurement of tapered tubular structures; and produced loading criteria and design drawings for both 230 and 500kV terminal dead-end structures. Responsible for designing the 500/230kV switchyard at the Citrus County Combined Cycle Energy Plant.

### **Ipiatik Lake Substation I Altalink LP Calgary, Canada I 2015-2019**

**Electrical designer** for this 240/138kV greenfield substation project that consisted of a three-phase autotransformer utilizing a breaker-and-a-half layout in the 240kV yard, with four circuit breakers and two line positions. The 138kV yard utilizes a breaker and a third layout, two breakers and two line positions. Responsible for all aspects of EPC substation design, including the selection of substation materials, coordinating with material providers, providing site and general layout packages, above- and below-grade packages and coordinating the design with site construction personnel.

### **Pike Substation I Altalink LP Calgary, Canada I 2012-2018**

**Electrical designer** for this 240/138kV greenfield substation project that consisted of two, three-phase autotransformer utilizing a breaker-and-a-half layout in the 240kV yard, with four circuit breakers and two line positions. The 138kV yard utilizes a breaker and a third layout, two breakers and two line positions. Responsible for all aspects of EPC substation design, including the selection of substation materials, coordinating with material providers, providing site and general layout packages, above- and below-grade packages and coordinating the design with site construction personnel.



## 1.18 Professional Staff Experience (CCNA)



### Esteban Martinez PE, MEM Project Manager 4

Esteban's 25-plus-years as a Senior Project Manager will provide you with the experience that is required to get this job done efficiently and within budget. He regularly manages teams of substation design professionals who design and engineer comprehensive substation packages for multiple

client representatives and key stakeholders, based on project requirements and any unforeseen client needs.

#### PROJECT HIGHLIGHT



### Lakeland Construction of Hamilton Substation Project I City of Lakeland Lakeland, Florida I 2022-Present

**EPC project manager / quality advisor** on this 69kV ring bus/12kV bus distribution substation that is being delivered through

engineering-procurement-construction (EPC) services, for reliability to the growing population and businesses in Lakeland area. Scope packages include substation, civil, structural, electrical and protection and control, along with additional, limited permitting and procurement services. A new transformer was purchased by the City; Burns & McDonnell is providing high-side, low-side breakers and switches, prefabricated control housing, all structural steel, cables, connectors and other electrical components.

#### EDUCATION

- MS, Engineering Management
- BS, Electrical and Computer Engineering

#### REGISTRATIONS

- Professional Engineer (FL, NJ, PR)
- OSHA 30-Hr Certification
- EPC Project Manager Certification

#### PUBLICATIONS/ACCOLADES

- "EPC Delivers Schedule Certainty for Municipal Utility in Florida" / White Paper / June 2021
- "EPC Delivers Certainty" Presentation with Allen Putnam, Director of Beaches Energy Services / FMEA Annual Conference 2021

**25** YEARS OF EXPERIENCE

#### VALUE FOR JEA

► Over 25 years experience designing and managing complex substation projects, ranging from 12.5kV to 500kV

► Specializes in delivering quality, engineering-procurement-construction (EPC) projects that maximizes value and sustains schedule requirements

### St. Cloud East to Magnolia Ranch North Project Orlando Utilities Commission (OUC) St. Cloud, Florida I 2023

**Senior project manager / quality advisor** for this multi-phase, 21-mile, 230kV transmission line and substation project during the design, engineering and construction phases. Project involved a comprehensive system reinforcement study, preliminary and detailed engineering design, permitting, real estate support, surveying and construction management services. Appointed as a lead advisor during both design and construction phases by adhering to quality assurance methods and best practices; and applied complete design and constructability reviews for substation components throughout all stages of the project.

### Hilltop 230/69kV Substation I Public Service Electric & Gas Co. Blackwood, New Jersey I 2019-2023

**Senior project manager / quality advisor** who led the engineering and procurement related to the property purchase for the site of the new Hilltop substation. This substation consists of a 230kV GIS, four-position

## 1.18 Professional Staff Experience (CCNA)

was included in this scope of work. Connections on either side of the transformer is done via gas-insulated bus. Responsible for site plan development, including grading/water management, plans and elevations.

### **Design-Build Transmission Line Repairs Project I Beaches Energy Services (BES) Jacksonville Beach, Florida I 2021-Present**

**Senior project manager / quality advisor** for this design-build, 138kV transmission line repair project, which involves the development of engineering plans, material and equipment procurement, permitting, construction and construction management services.

### **Sampson Substation Autotransformer #2 Replacement EPC Project I BES St. Johns, Florida I 2020-2021**

**Senior project manager / quality advisor** for the replacement of a 230/138kV autotransformer and relay upgrades. This EPC project included replacing the existing 230/138kV transformer, as well as replacing a total of five disconnect switches on both the 230kV and 138kV side. A new service station voltage transformer (SSVT) was installed to upgrade the AC system of the substation. Responsible for the management of all engineering, procurement and construction.

### **Texas Avenue 69kV Substation I Public Service Electric & Gas Co. Lawrence Township, New Jersey I 2020-Present**

**Senior project manager / quality advisor** who led the engineering and limited procurement related to Texas Ave 69kV Substation. This substation consists of a 69kV AIS, eight-position ring bus with two 69/13kV transformers feeding a 12-position, 13kV switchgear. Responsible for site plan development, including grading/water management and plans and elevations; and provides support to the permitting process with limited procurement.

### **Renaissance Substation I City of Homestead Homestead, Florida I 2017-2020**

**Project manager** who led the design of a 138/13.2kV transformer addition to the Renaissance Substation. Responsible for all engineering aspects of the project, including steel/foundations and connection of the transformer position to the existing ring bus. A four-position 13.2kV distribution bay is also part of the project. Responsible for the procurement and delivery of all steel structures/support and all electrical connectors. In charge of schedule and budget, as well as quality control.

### **Substation Switch Replacement Projects I BES Jacksonville Beach, Florida I 2016-2019**

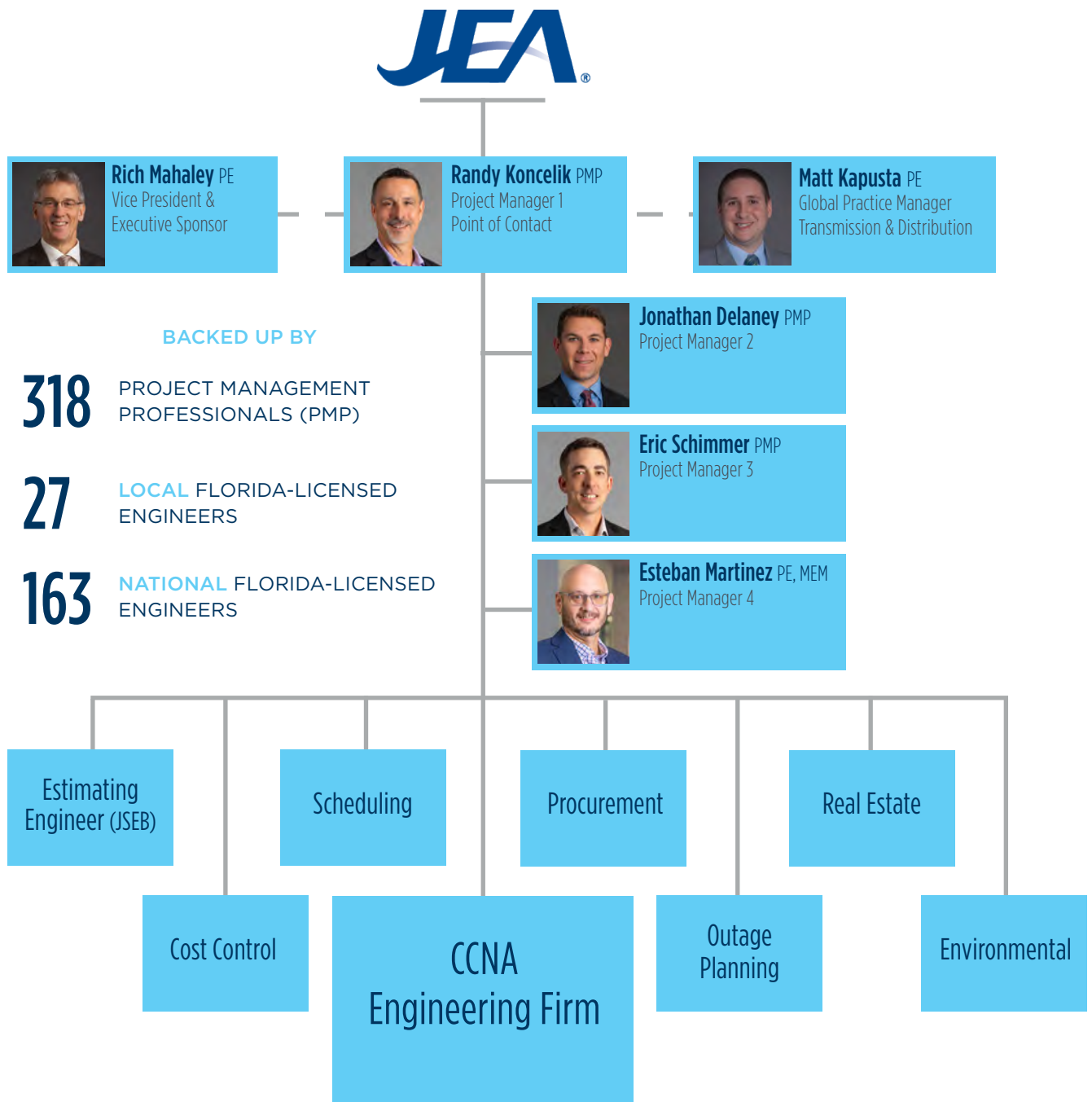
**Project manager** who led the replacement of disconnect switches at Sampson, Butler, Jacksonville Beach and Fort Diego Substations. Responsible for all engineering of the projects. Some disconnect switch replacements are in-kind, others are replacements with circuit switchers. Design included all physical, civil and protection designs. In charge of schedule and budget as well as quality control for the physical design.



## 1.18 Professional Staff Experience (CCNA)

Burns & McDonnell is your engineering partner who is able to provide consistent, outstanding services to support your projects. Success starts with the establishment of a dedicated team with strong leadership you can trust. We have carefully selected our project leadership to offer JEA a team that not only understands your project requirements, but is committed, knowledgeable and passionate about helping you achieve your goals.

### Substation and Transmission Project Management Services Team



## 1.19 Company Experience

## 1.19 Company Experience

As demonstrated below and throughout our response, Burns & McDonnell has the breadth of project/program management experience to successfully manage engineering services for JEA's substation and transmission projects.

### Projects of Similar Scope

Burns & McDonnell provides the following four project and program management projects that demonstrate detailed information regarding management criteria, budgetary goals, scheduling, quality control objectives and subcontractor relationships throughout the entire duration of each project.

#### Williston to Bronson Project

##### Duke Energy Florida (DEF)

Levy County, Florida

Dates of Work: May 2021 to Present

Total Project Budget: \$170 million

On time and within budget

This project involved constructing 17 miles of new 230kV transmission line between Williston North Substation and Bronson Substation, rebuilding 7.5 miles of two separate 69kV transmission lines that are co-located with an existing 230kV line, constructing the greenfield 230kV Williston North Substation and expanding the Williston 230kV Substation.

The project is critical to the DEF system, as the work will resolve overloads and stressed voltages in the Gainesville and Chiefland load areas, and supports planned solar and FERC interconnections. All phases of the project have been completed, with the exception of the last 230kV line energization between Williston North to Bronson Substations. That segment is nearly complete and has an energization date of May 31, 2024.

This was the largest project DEF took on with internal resources; our management of this project was key in developing DEF team's understanding of large-scale project execution. The scope of our services included managing every aspect of the project from permitting, environmental compliance, engineering, procurement, public engagement, construction, testing and commissioning, project controls and quality assurance.

### Budgetary Goals

The project overall budget was set in 2016 prior to the project being deferred by the client. Once the project was re-started, we were able to maintain the overall project budget, despite several factors

#### CLIENT REFERENCE

Mr. Michael Branco, Director of Transmission Project Management

610.360.9703 / michael.branco@duke-energy.com

#### SERVICES

- ✓ Project management services for a new 17-mile, 230kV transmission line and 69kV line rebuild
- ✓ Part of the \$1.8-million, seven-year capital improvement, reliability program

#### KEY ATTRIBUTES

- ✓ Highly-involved subcontracting partners
- ✓ Provided immediate problem-solving tactics throughout project duration
- ✓ Maintained budgetary requirements through innovative measures
- ✓ Apply six-step quality program through every stage of the project

#### SOFTWARE USED

- ✓ Oracle Unifier, Oracle P6 and Maximo



Randy Koncelik  
Project Manager

## 1.19 Company Experience

such as material price increases due to the COVID epidemic, escalations in the labor market and incorporating additional, required scope due to design standard changes.

Our team implemented an earned value tracking system to monitor the budgetary goals of the project, which helped us to make strategic decisions. By tracking earned value, we identified areas of the project that required additional support and attention, making necessary corrections along the way. For instance, earned value tracking identified that internal forces were excelling at the substation construction; however, there was an opportunity for improvement with some of the more challenging scopes of the transmission line construction, where specialized equipment was needed. This led to strategically removing some of the 230kV Phase II work scope and awarding it to a subcontractor.

### Scheduling

The planned in-service date for the last segment of the 230kV transmission line was set for August 31, 2024, upon coming out of suspension. **We are on target to place the last segment on May 31, 2024, three months ahead of schedule.** By targeting the final in-service date of the project in May, **we avoid the risk of outages being denied for the cutovers in the summer months. Shortening the duration of the project was key to meeting budgetary goals as well.** In order to meet our target schedule, we identified a need to make adjustments as we evaluated progress. For instance, we made some mid-point adjustments to the contracting strategy, outsourcing some of the 230kV line construction based on productivity, as well as known resource availability issues that would be realized with internal crews supporting other DEF projects. Once we developed the solution, we set out to gain acceptance from internal stakeholders, bid the work on an expedited fashion and led the award to the appropriate subcontractor. We also managed the interface between the subcontractor and internal crews, to ensure a smooth transition between scopes of work. There were very tight interfaces with internal and external crews, as both parties are pulling conductor on the same line, interfacing at several structures during construction and close coordination required for the material management efforts as well.

### Quality Control Objectives

Ensuring quality throughout project duration, while managing cost and schedule at the same time, is the core of our project management values. For this project, **we identified certain issues with foundation**



**installation in the field and proactively brought in a third-party geotechnical engineer to oversee the crews to support them with real-time subject matter expertise.** The geotechnical engineer provides on-the-spot decision on how to handle variability in the underground conditions. This helps to ensure the highest quality of the end product, while optimizing schedule and reducing re-work.

### Subcontractor Relationships

The project contracting strategy employed several subcontracts for scopes of work, including substation and transmission line engineering, environmental permitting, installation of transmission line drilled pier foundations, substation civil work, helicopter support for transmission line construction, surveying, staking and subcontracting line crews on Phase II 230kV transmission line construction. **Our role was to ensure seamless interfaces between all subcontractors, internal crews and client resources.**

## 1.19 Company Experience

### Fort Meade to West Lake Wales 230kV Transmission Line Rebuild Project

#### Duke Energy Florida (DEF)

Polk County, Florida

Dates of Work: May 2018-May 2020

Total Project Budget: \$56 million

On time and within budget

Duke Energy Florida (DEF) contracted with Burns & McDonnell to provide project management services for their Fort Meade to West Lake Wales Transmission Line Rebuild Project. The project consisted of re-building an existing 20-mile, 230kV transmission line between existing Fort Meade and West Lake Wales Substations. The project also included upgrading all limiting elements at both Fort Meade and West Lake Wales Substations, as well as a six-mile build-out of at-grade and above-grade permanent easement stabilizations.

The goal was to improve transmission capacity to sustain load growth within the Orlando area, adhere to updated internal operating procedures, meet compliance with updated NERC standards and also to increase system reliability. Our team, as part of a Burns & McDonnell-led overarching Project Management Office (PMO), supported the client on this project as part of a portfolio of large and complex capital transmission projects. Our scope of services included, but were not limited to, project management, project controls, portfolio development, estimating, outage planning, owner's engineering, right-of-way acquisition, public outreach, material management and environmental compliance.

### Budgetary Goals

The project followed a design-bid-build contracting strategy and Duke Energy's governance process to achieve full funding in 2018. **Our project team was able to successfully complete the project 20% under budget, through a competitive bid event and effectively managing design and constructability-related challenges.** The unit-priced-based AIA payment application developed by our project team allowed for accurate invoicing and cashflow forecasting, and ultimately, paved the way for transparent communication and planning between the our project team, the contractor and the client.

### Scheduling

The project met the required May 2020 in-service date successfully. To complete the 20-mile rebuild, our project team accomplished the following criteria:

**Engineering (IFC) completion prior to scheduled mobilization.** Our team performed a competitive bid event performed with Issue-for-Bid drawings, with IFCs awarded prior to mobilization.

**Permit acquisition prior to scheduled mobilization and compliance monitoring during construction.** There was no loss of time due to environmental infractions or with delayed permits.

#### CLIENT REFERENCE

Mr. Robert Brong, Director of Transmission Project Management

321.299.2222 / robert.brong@duke-energy.com

#### SERVICES

- ✓ Program management services for this 20-mile, 230kV transmission line rebuild
- ✓ Part of the \$1.8-million, seven-year capital improvement, reliability program

#### KEY ATTRIBUTES

- ✓ Highly-involved subcontracting partners
- ✓ Provided immediate problem-solving tactics throughout project duration
- ✓ Maintained budgetary requirements through innovative measures
- ✓ Apply six-step quality program through every stage of the project

#### SOFTWARE USED

- ✓ Oracle Unifier, Oracle P6 and Maximo



Jonathan Delaney  
Project Manager

## 1.19 Company Experience

**Outage planning.** Our outage planning team introduced the T-30 Checklist System that tracked upcoming outages up to 30 weeks prior to the start of an outage. This particular transmission line had many outage constraints and required hotlines/non-reclosures during construction, along with small windows of opportunities for substation upgrades and cutovers. The team was able to complete all outage-related work without delay. Switching and tagging resources were limited during the project, resulting in late or cancelled outages. Our team maintained work progression by coordinating with project stakeholders and managed down-time delays by the contractor, which did not impact the in-service date of the project.

**Access constraints.** Six miles of permanent easement stabilizations had to be built, along with temporary access measures due to the challenging subsurface conditions. As a result, the initial design for these easement stabilizations was found unsuitable for construction and putting the schedule at risk. Our team coordinated with engineering and real estate to create mitigation plans to provide access to the work sites without incurring critical delays.

**Land abutter resolutions.** Over 200 landowner parcels had easement rights updated to support the transmission line rebuild. Our project team worked with abutting landowners to communicate construction impacts and verify restoration commitments during the execution of the work. Abutters ranged from residences to large farms in Polk County where construction traffic is typically absent.



### Quality Control Objectives

**Outage Constraints.** The existing 230kV transmission line was required to remain in-service (energized) during project execution. The existing line obtained an increased load due to overloads from another critical nearby line, limiting the project's ability to leverage planned line outages during execution. Temporary transmission lines were installed under hotline/non-reclosure outages. **Safe working practices erecting structures, installing conductor and demolishing existing structures near energized lines was a challenge from a planning and safety standpoint. However, our integrated team performed the required work without inadvertent outage or incident.**

**Right-of-Way (ROW) Conditions.** To access the 20-mile route, six miles of permanent easement stabilizations were designed and anticipated to be installed ahead of transmission line construction. However, due to unforeseen ROW conditions, which included a deep organic muck layer and sandy terrain, over-excavations and additional fill for the easement stabilization were necessary to create a suitable subbase. **Changes to the design that included additional geofabric and rock were implemented to achieve a suitable performance for construction and future maintenance. To mitigate schedule delays to the project, our team worked with the contractor to build temporary roads to advance construction and find off-ROW access points. This was achieved with minimal cost, while maintaining compliance with environmental permits.** To mitigate cost impacts from the contractor, robust contract management was performed with verifying timesheets, disposal loads and fill volumes compared to the intended design.

### Subcontractor Relationships

Our team worked directly with the prime construction contractor, on behalf of the client. Major changes that impacted subcontractors included easement stabilization concerns and applicable rework. Favorable relationships with the contractor lead to collaborative and effective planning around the issues posed by the right-of-way conditions and unforeseen access constraints.



## 1.19 Company Experience

### Crystal River to Bronson Project

#### Duke Energy Florida (DEF)

Crystal River, Florida

Dates of Work: March 2019-Present

Total Project Budget: \$200 million

On time and within budget

Project management services were provided to develop, plan and execute the rebuild of a critical 230kV transmission line between Crystal River and Bronson Substations. The project includes 40 miles of rebuilt transmission line, installed on new monopole structures adjacent to the existing H-frame structures in a narrow right-of-way. All construction was planned and executed to be performed under energized conditions, including the use of live-line barehand methods and helicopter work. Remote end work was completed at two substations to meet new ampacity requirements.

#### Budgetary Goals

The project met several budget challenges due to material escalations, design impacts related to underground karst conditions and schedule delays. These risks were identified during the project planning and were triggered during the project to mitigate cost exposure. **Several change orders were presented by the contractor due to material escalations and existing underground conditions, all of which were negotiated and resulted in a savings of over \$15 million to the project.**

#### Scheduling

The project endured many schedule challenges resulting from manufacturing delays due to the COVID epidemic, evolving outage constraints and severe weather. The project team was able to adapt to these challenges; delays were reduced to limit impacts to the overall project schedule.

**The most notable manufacturing delay came from the transmission poles.** The pole designs were hybrid, meaning they had a concrete base section with a steel top. The concrete base sections were so large that they could only be manufactured at two locations in the United States, which limited their ability to produce the structures within the required timeline. **The project team collaborated with the pole manufacturer to align their pole deliveries with the construction sequence, further reducing the trucking costs and minimizing schedule impacts.**

#### Quality Control Objectives

Our Owner's Engineering team implements our proven, six-step quality control process by thoroughly and routinely checking engineering packages based on required client standards; and implementing solutions to design-related issues.

#### CLIENT REFERENCE

Mr. Robert Brong, Director of Transmission Project Management

321.299.2222 / robert.brong@duke-energy.com

#### SERVICES

- ✓ Program management services for this 40-mile, 230kV transmission line rebuild
- ✓ Part of the \$1.8-million, seven-year capital improvement, reliability program

#### KEY ATTRIBUTES

- ✓ Highly-involved subcontracting partners
- ✓ Provided immediate problem-solving tactics throughout project duration
- ✓ Maintained budgetary requirements through innovative measures
- ✓ Apply six-step quality program through every stage of the project

#### SOFTWARE USED

- ✓ Oracle Unifier, Oracle P6 and Maximo



Eric Schimmer  
Project Manager



## 1.19 Company Experience

Through their efforts in reviewing the transmission pole foundation designs, it was determined that the designs were inadequate and too shallow per geotechnical requirements. This resulted in a complete re-design of the foundations early in the project with no construction-related impacts.

### Subcontractor Relationships

Throughout the duration of the project, we worked closely with all subcontractors, as work plans evolved due to schedule-related impacts in order to maintain key project milestones and adhering to the required budget.

Specifically, outage constraints on this project resulted in several changes to the transmission line contractor's work plan. Changes included the addition of live-line barehand methods on several phases of the project to reduce outage impacts to the system and keep the project on schedule.

### Real Estate Support

As part of the transmission line rebuild and identified in the early stages of the project, all new supplemental easements were required to build the line offset from center within the existing right-of-way. These acquisitions were driven by the project manager as part of the overall project schedule under strict budget requirements. Several of the landowners were represented during negotiations; however, none of them went to litigation due to our team's ability to effectively negotiate the new language into the easement scope.



## 1.19 Company Experience (CCNA)

### Construction of Hamilton Substation

#### Lakeland Electric

Lakeland, Florida

Dates of Work: November 2022-May 2024

Contract Amount: \$9.5 million

On time and within budget

Burns & McDonnell is currently providing EPC services for the City of Lakeland and Lakeland Electric on this newly-constructed 69kV ring bus/12kV bus distribution substation. This new substation will provide reliability to the growing population and businesses in Lakeland.

To achieve overall reliability by constructing Hamilton Substation in this area, several scope packages, such as substation, civil, structural, electrical and protection and control, are currently being designed, along with additional, permitting, procurement and construction services. A new power transformer was purchased by the City; Burns & McDonnell is providing high-side, low-side breakers and switches, prefabricated control housing, all structural steel, cables, connectors and other electrical components.

#### Budgetary Goals

We presented an “Open Book” method to this project, which allows us to share all itemized pricing with Lakeland. Through consistent transparency and communication, our integrated team continuously works together to maintain the client’s overall budget. Furthermore, [we addressed Lakeland’s emergent need of expending funds within their](#)

[fiscal year by accelerating the construction schedule. This required coordination with the subcontractor, amending several design packages and adjusting the procurement schedule. By taking immediate action, our team was able to mobilize two months earlier than originally scheduled, which is meeting the client’s needs.](#)

City representatives and Lakeland Electric work closely with the Burns & McDonnell team by providing comprehensive design reviews based on the team’s 30% Issued-for-Approval design packages and eventually, the Issued-for-Construction package. With this level of client involvement, design decisions are immediately made, which affords the project to run seamlessly.

#### Scheduling

As can be expected with complex projects, several issues (some anticipated by the team) materialized when planning, designing, engineering and constructing this project. One issue that became a welcomed opportunity was the re-design of the substation. In early 2023, [the adjacent residential land to the site was sold and will be used for a distribution center, which allowed the substation to be “rotated” 180 degrees from the original design — a much more ideal layout for better accessibility and overall](#)

#### CLIENT REFERENCE

Mr. Scott Bishop, Manager of Substation Operations  
863.797.6818 / [scott.bishop@lakelandelectric.com](mailto:scott.bishop@lakelandelectric.com)

#### SERVICES

- ✓ Multi-discipline engineering, procurement, permitting, construction and project management of this 69kV ring bus/12kV bus distribution substation

#### KEY ATTRIBUTES

- ✓ Highly-involved subcontracting partners
- ✓ Provided immediate problem-solving tactics throughout project duration
- ✓ Maintained budgetary requirements through innovative measures
- ✓ Apply six-step quality program through every stage of the project

#### SOFTWARE USED

- ✓ Microsoft CADD, CDEGS, WinIIS and Primavera P6



Esteban Martinez  
EPC Project Manager

## 1.19 Company Experience (CCNA)

**reliability.** During the 60% design review, Burns & McDonnell successfully managed an approval through the City's permitting department to accommodate the new layout with no interruption to the schedule.

The original schedule required an eight-month project duration. Due to the client extending the bidding process, the delivery time for long-lead items would be extended as well. Burns & McDonnell suggested to the client that we utilize their existing stock to stay on schedule and replace the stock as ordered equipment and components arrived. In order to make this change, our design team adjusted our designs to the support the client's inventory to accommodate this supply chain issue.

### Quality Control Objectives

Our quality process started upon award, by addressing all potential and unforeseen issues as previously discussed. Furthermore, we applied our six-step, effective Quality Control and Assurance process throughout every stage of the project, as well as working closely and communicating weekly and spontaneously with OUC representatives on schedule progress and any unforeseen issues. Getting ahead of the schedule not only meant better organization but minimized delays in the schedule, thus maintaining the set budget. We offered our design to the client for their review giving them a week to review it thoroughly. This affords the client to performance a comprehensive review at a lengthier time.

### Subcontractor Relationships

The Burns & McDonnell team utilized Elite of Ocala, a general contractor we have worked with on previous transmission and distribution design-build projects. Elite and its affiliates provide civil, foundation, steel and electrical work during the construction phase of the project. Our collaborative team consistently works together to maintain project schedule, as well as address any unforeseen issues.

We also hold close relationships with our manufacturers. For example, our design required a 25-foot-long, galvanized steel beam to be placed to support bus components and overall structure. During required material inspection procedures, our team noticed damage to the beam and immediately contacted the manufacturer to repair the beam. With a long-standing vendor relationship, the manufacturing representative suggested to replace the beam with a new one, which would support the project schedule.


### Project Concerns and Immediate Solutions

#### *Potential Encroachment Issue*

The civil/site engineer hired by client representatives did not account for the new turning lane on the newly-expanded main road in the initial permitting package. Our design team picked up on this issue early in the design process and determined that the new sewer and water connection would be located too close to the road. To resolve this issue, our team suggested to jack and bore a longer and deeper pipe to avoid any potential conflicts in this area.

#### *Anticipated Safety Issue*

During constructability reviews, our team noticed that the dry pond between the energizing equipment would potentially lead to a safety issue during required maintenance procedures. We suggested to Lakeland to place a non-conductive fence between the pond and equipment to avoid potential electrocution of their maintenance staff.



## **1.20 Use of JSEB Program Business**

## 1.20 Use of JSEB Program Business

Burns & McDonnell Engineering Company, Inc. (Burns & McDonnell) is not a certified Jacksonville Small and Emerging Business (JSEB) as defined by Jacksonville Ordinance 2004-602; Chapter 126, Part 6A and B.

However, we are committed to using small and emerging business subcontractors for any project needs and are open to utilizing subcontractors for various scopes of work provided by JEA. The following subcontractor is a JSEB-certified subcontractor and has worked well with Burns & McDonnell on multiple, past projects, offering a variety of services, including the outlined scope of work below. Given the duration of this contract and diversity of work being executed, there will likely be more opportunities to utilize additional JSEB subcontractors. Burns & McDonnell is open to supplementing additional JSEB's subcontractors where it makes the most sense as the program evolves.

<u>Subcontractor</u>	<u>Scope of Work</u>
TRC Energy Engineering LLC	Estimating and Project Management Services

*We have included information on our subcontractor in Appendix A of our response.*

# Appendix A:

Minimum Qualifications Form

Response Form

List of JSEB Certified Firms

Subcontractor Form

Subcontractor Information



**Award #3 Supporting Documents Regular Agenda 07/18/24**

**Addendum 1 - APPENDIX B - MINIMUM QUALIFICATIONS FORM  
1411544446 Substation and Transmission Project Management Services**

**GENERAL**

**THE MINIMUM QUALIFICATIONS SHALL BE SUBMITTED ON THIS FORM. IN ORDER TO BE CONSIDERED A QUALIFIED RESPONDENT BY JEA YOU MUST MEET THE MINIMUM QUALIFICATIONS LISTED BELOW, AND BE ABLE TO PROVIDE ALL THE SERVICES LISTED IN THIS SOLICITATION/TECHNICAL SPECIFICATION.**

**THE RESPONDENT MUST COMPLETE THE RESPONDENT INFORMATION SECTION BELOW AND PROVIDE ANY OTHER INFORMATION OR REFERENCES REQUESTED. THE RESPONDENT MUST ALSO PROVIDE ANY ATTACHMENTS REQUESTED WITH THIS MINIMUM QUALIFICATIONS FORM.**

**RESPONDENT INFORMATION**

COMPANY NAME: Burns & McDonnell Engineering Company, Inc.


BUSINESS ADDRESS: 2301 Maitland Center Parkway, Suite 400

CITY, STATE, ZIP CODE: Maitland, FL 32771

TELEPHONE: 321.401.6125

E-MAIL: rmahale@burnsmcd.com

PRINT NAME OF AUTHORIZED REPRESENTATIVE: Richard D. Mahaley, PE

SIGNATURE OF AUTHORIZED REPRESENTATIVE: 

NAME AND TITLE OF AUTHORIZED REPRESENTATIVE: Richard D. Mahaley, PE / Senior Vice President & Executive Sponsor

**MINIMUM QUALIFICATIONS:**

Respondent must meet the following Minimum Qualifications to be considered eligible to have its Response evaluated by JEA. Respondent must complete and submit the Minimum Qualification Form provided in this Solicitation. JEA reserves the right to ask for additional back up documentation or additional reference projects to confirm the Respondent meets the requirements stated below.

JEA will reject Responses from Respondents not meeting the following Minimum Qualifications:

- I. The Respondent must have successfully self-performed and managed at least four (4) similar projects preceding the Response Due Date.
  - o A similar project is defined as the management of a water, sewer, transmission, distribution, or substation project with a contract value greater than \$100,000.00
- II. Any Respondent whose contract with JEA was terminated for default within the last two years shall have its Response rejected.

The project references will also be used to evaluate the Past Performance/Company Experience section. Any Respondent whose contract with JEA was terminated for default within the last two years shall have its Response rejected.

**1. REFERENCE**

Reference Name: Mr. Michael Branco, Director of Transmission Project Management

Reference Phone Number: 610.360.9703



## Award #3 Supporting Documents Regular Agenda 07/18/24

### Addendum 1 - APPENDIX B - MINIMUM QUALIFICATIONS FORM 1411544446 Substation and Transmission Project Management Services

Reference Company Name: Duke Energy Florida

Address of Work: Levy County, Florida

Reference E-Mail Address: michael.branco@duke-energy.com

Dates of Work/Number of Employees: May 2021-Present / 22 full-time professionals

Description of Work: **Williston to Bronson Project**

This project involved constructing 17 miles of new 230kV transmission line between Williston North Substation and Bronson Substation, rebuilding 7.5 miles of two separate 69kV transmission lines that are co-located with an existing 230kV line, constructing the greenfield 230kV Williston North Substation and expanding the Williston 230kV Substation.

The project is critical to the DEF system, as the work will resolve overloads and stressed voltages in the Gainesville and Chiefland load areas, and supports planned solar and FERC interconnections. All phases of the project have been completed, with the exception of the last 230kV line energization between Williston North to Bronson Substations. That segment is nearly complete and has an energization date of May 31, 2024.

This was the largest project DEF took on with internal resources; our management of this project was key in developing DEF team's understanding of large-scale project execution. The scope of our services included managing every aspect of the project from permitting, environmental compliance, engineering, procurement, public engagement, construction, testing and commissioning, project controls and quality assurance.

**Budgetary Goals.** The project overall budget was set in 2016 prior to the project being deferred by the client. Once the project was re-started, we were able to maintain the overall project budget, despite several factors such as material price increases due to the COVID epidemic, escalations in the labor market and incorporating additional, required scope due to design standard changes.

Our team implemented an earned value tracking system to monitor the budgetary goals of the project, which helped us to make strategic decisions. By tracking earned value, we identified areas of the project that required additional support and attention, making necessary corrections along the way. For instance, earned value tracking identified that internal forces were excelling at the substation construction; however, there was an opportunity for improvement with some of the more challenging scopes of the transmission line construction, where specialized equipment was needed. This led to strategically removing some of the 230kV Phase II work scope and awarding it to a subcontractor.

**Scheduling.** The planned in-service date for the last segment of the 230kV transmission line was set for August 31, 2024, upon coming out of suspension. We are on target to place the last segment on May 31, 2024, three months ahead of schedule. By targeting the final in-service date of the project in May, we avoid the risk of outages being denied for the cutovers in the summer months. Shortening the duration of the project was key to meeting budgetary goals as well. In order to meet our target schedule, we identified a need to make adjustments as we evaluated progress. For instance, we made some mid-point adjustments to the contracting strategy, outsourcing some of the 230kV line construction based on productivity, as well as known resource availability issues that would be realized with internal crews supporting other DEF projects. Once we developed the solution, we set out to gain acceptance from internal stakeholders, bid the work on an expedited fashion and led the award to the appropriate subcontractor. We also managed the interface between the subcontractor and internal crews, to ensure a smooth transition between scopes of work. There were very tight interfaces

**SERVICES**

- ✓ Project management services for a new 17-mile, 230kv transmission line and 69kv line rebuild
- ✓ Part of the \$1.8-million, seven-year capital improvement, reliability program

**KEY ATTRIBUTES**

- ✓ Highly-involved subcontracting partners
- ✓ Provided immediate problem-solving tactics throughout project duration
- ✓ Maintained budgetary requirements through innovative measures
- ✓ Apply six-step quality program through every stage of the project

**SOFTWARE USED**

- ✓ Oracle Unifier, Oracle P6 and Maximo

  
Randy Kozelick  
Project Manager

## Award #3 Supporting Documents Regular Agenda 07/18/24

### Addendum 1 - APPENDIX B - MINIMUM QUALIFICATIONS FORM 1411544446 Substation and Transmission Project Management Services

with internal and external crews, as both parties are pulling conductor on the same line, interfacing at several structures during construction and close coordination required for the material management efforts as well.

**Quality Control Objectives.** Ensuring quality throughout project duration, while managing cost and schedule at the same time, is the core of our project management values. For this project, [we identified certain issues with foundation installation in the field and proactively brought in a third-party geotechnical engineer to oversee the crews to support them with real-time subject matter expertise.](#) The geotechnical engineer provides on-the-spot decision on how to handle variability in the underground conditions. This helps to ensure the highest quality of the end product, while optimizing schedule and reducing re-work.

**Subcontractor Relationships.** The project contracting strategy employed several subcontracts for scopes of work, including substation and transmission line engineering, environmental permitting, installation of transmission line drilled pier foundations, substation civil work, helicopter support for transmission line construction, surveying, staking and subcontracting line crews on Phase II 230kV transmission line construction. [Our role was to ensure seamless interfaces between all subcontractors, internal crews and client resources.](#)



## 2. REFERENCE

Reference Name: Mr. Robert Brong, Director of Transmission Project Management

Reference Phone Number: 321.299.2222

Reference Company Name: Duke Energy Florida

Address of Work: Polk County, Florida

Reference E-Mail Address: robert.brong@duke-energy.com

Dates of Work/Number of Employees: May 2018-May 2020 / 10 full-time professionals

Description of Work: **Fort Meade to West Lake Wales 230kV Transmission Line Rebuild Project**

Duke Energy Florida (DEF) contracted with Burns & McDonnell to provide project management services for their Fort Meade to West Lake Wales Transmission Line Rebuild Project. The project consisted of re-building an existing 20-mile, 230kV transmission line between existing Fort Meade and West Lake Wales Substations. The project also included upgrading all limiting elements at both Fort Meade and West Lake Wales Substations, as well as a six-mile build-out of at-grade and above-grade permanent easement stabilizations.

The goal was to improve transmission capacity to sustain load growth within the Orlando area, adhere to updated internal operating procedures, meet compliance with updated NERC standards and also to increase system reliability. Our team, as part of a Burns & McDonnell-led overarching Project Management Office (PMO), supported the client on this project as part of a portfolio of large and complex capital transmission projects. Our scope of services included, but were not limited to, project management, project controls,



Addendum 1 - APPENDIX B - MINIMUM QUALIFICATIONS FORM  
141154446 Substation and Transmission Project Management Services

portfolio development, estimating, outage planning, owner's engineering, right-of-way acquisition, public outreach, material management and environmental compliance.

**Budgetary Goals.** The project followed a design-bid-build contracting strategy and Duke Energy's governance process to achieve full funding in 2018. Our project team was able to successfully complete the project 20% under budget, through a competitive bid event and effectively managing design and constructability-related challenges. The unit-priced-based AIA payment application developed by our project team allowed for accurate invoicing and cashflow forecasting, and ultimately, paved the way for transparent communication and planning between the our project team, the contractor and the client.

**Scheduling.** The project met the required May 2020 in-service date successfully. To complete the 20-mile rebuild, our project team accomplished the following criteria:

**Engineering (IFC) completion prior to scheduled mobilization.** Our team performed a competitive bid event performed with Issue-for-Bid drawings, with IFCs awarded prior to mobilization.

**Permit acquisition prior to scheduled mobilization and compliance monitoring during construction.** There was no loss of time due to environmental infractions or with delayed permits.

**Outage planning.** Our outage planning team introduced the T-30 Checklist System that tracked upcoming outages up to 30 weeks prior to the start of an outage. This particular transmission line had many outage constraints and required hotlines/non-reclosures during construction, along with small windows of opportunities for substation upgrades and cutovers. The team was able to complete all outage-related work without delay. Switching and tagging resources were limited during the project, resulting in late or cancelled outages. Our team maintained work progression by coordinating with project stakeholders and managed down-time delays by the contractor, which did not impact the in-service date of the project.

**Access constraints.** Six miles of permanent easement stabilizations had to be built, along with temporary access measures due to the challenging subsurface conditions. As a result, the initial design for these easement stabilizations was found unsuitable for construction and putting the schedule at risk. Our team coordinated with engineering and real estate to create mitigation plans to provide access to the work sites without incurring critical delays.

**Land abutter resolutions.** Over 200 landowner parcels had easement rights updated to support the transmission line rebuild. Our project team worked with abutting landowners to communicate construction impacts and verify restoration commitments during the execution of the work. Abutters ranged from residences to large farms in Polk County where construction traffic is typically absent.

**Quality Control Objectives.**

**Outage Constraints.** The existing 230kV transmission line was required to remain in-service (energized) during project execution. The existing line obtained an increased load due to overloads from another critical nearby line, limiting the project's ability to leverage planned line outages during execution. Temporary transmission lines were installed under hotline/non-reclosure outages. Safe working practices erecting structures, installing conductor and demolishing existing structures near energized lines was a challenge from a planning and safety standpoint. However, our integrated team performed the required work without inadvertent outage or incident.

**Right-of-Way (ROW) Conditions.** To access the 20-mile route, six miles of permanent easement stabilizations were designed and anticipated to be installed ahead of transmission line construction. However, due to unforeseen ROW

**SERVICES**

- ✓ Program management services for this 20-mile, 230kV transmission line rebuild
- ✓ Part of the \$1.8-million, seven-year capital improvement, reliability program

**KEY ATTRIBUTES**

- ✓ Highly-involved subcontracting partners
- ✓ Provided immediate problem-solving tactics throughout project duration
- ✓ Maintained budgetary requirements through innovative measures
- ✓ Apply six-step quality program through every stage of the project

**SOFTWARE USED**

- ✓ Oracle Unifier, Oracle P6 and Maximo

  
Jonathan Delaney  
Project Manager



Addendum 1 - APPENDIX B - MINIMUM QUALIFICATIONS FORM  
141154446 Substation and Transmission Project Management Services

conditions, which included a deep organic muck layer and sandy terrain, over-excavations and additional fill for the easement stabilization were necessary to create a suitable subbase. Changes to the design that included additional geofabric and rock were implemented to achieve a suitable performance for construction and future maintenance. To mitigate schedule delays to the project, our team worked with the contractor to build temporary roads to advance construction and find off-ROW access points. This was achieved with minimal cost, while maintaining compliance with environmental permits. To mitigate cost impacts from the contractor, robust contract management was performed with verifying timesheets, disposal loads and fill volumes compared to the intended design.

**Subcontractor Relationships.** Our team worked directly with the prime construction contractor, on behalf of the client. Major changes that impacted subcontractors included easement stabilization concerns and applicable rework. Favorable relationships with the contractor lead to collaborative and effective planning around the issues posed by the right-of-way conditions and unforeseen access constraints.

### 3. REFERENCE

Reference Name: Mr. Robert Brong, Director of Transmission Project Management

Reference Phone Number: 321.299.2222

Reference Company Name: Duke Energy Florida

Address of Work: Crystal River, Florida

Reference E-Mail Address: robert.brong@duke-energy.com

Dates of Work/Number of Employees: March 2019-Present / 18 full-time professionals

Description of Work: Crystal River to Bronson Project

Project management services were provided to develop, plan and execute the rebuild of a critical 230kV transmission line between Crystal River and Bronson Substations. The project includes 40 miles of rebuilt transmission line, installed on new monopole structures adjacent to the existing H-frame structures in a narrow right-of-way. All construction was planned and executed to be performed under energized conditions, including the use of live-line barehand methods and helicopter work. Remote end work was completed at two substations to meet new ampacity requirements.

**Budgetary Goals.** The project met several budget challenges due to material escalations, design impacts related to underground karst conditions and schedule delays. These risks were identified during the project planning and were triggered during the project to mitigate cost exposure. Several change orders were presented by the contractor due to material escalations and existing underground conditions, all of which were negotiated and resulted in a savings of over \$15 million to the project.

**Scheduling.** The project endured many schedule challenges resulting from manufacturing delays due to the COVID epidemic, evolving outage constraints and severe weather. The project team was able to adapt to these challenges; delays were reduced to limit impacts to the overall project schedule.

The most notable manufacturing delay came from the transmission poles. The pole designs were hybrid, meaning they had a concrete base section with a steel top. The concrete base sections were so large that they could only be manufactured at two

**SERVICES**

- ✓ Program management services for this 40-mile, 230kV transmission line rebuild
- ✓ Part of the \$1.8-million, seven-year capital improvement, reliability program

**KEY ATTRIBUTES**

- ✓ Highly-involved subcontracting partners
- ✓ Provided immediate problem-solving tactics throughout project duration
- ✓ Maintained budgetary requirements through innovative measures
- ✓ Apply six-step quality program through every stage of the project

**SOFTWARE USED**

- ✓ Oracle Unifier, Oracle P6 and Maximo

  
Eric Schimmer  
Project Manager

locations in the United States, which limited their ability to produce the structures within the required timeline. The project team collaborated with the pole manufacturer to align their pole deliveries with the construction sequence, further reducing the trucking costs and minimizing schedule impacts.


**Quality Control Objectives.** Our Owner's Engineering team implements our proven, six-step quality control process by thoroughly and routinely checking engineering packages based on required client standards; and implementing solutions to design-related issues.

Through their efforts in reviewing the transmission pole foundation designs, it was determined that the designs were inadequate and too shallow per geotechnical requirements. This resulted in a complete re-design of the foundations early in the project with no construction-related impacts.

**Subcontractor Relationships.** Throughout the duration of the project, we worked closely with all subcontractors, as work plans evolved due to schedule-related impacts in order to maintain key project milestones and adhering to the required budget.

Specifically, outage constraints on this project resulted in several changes to the transmission line contractor's work plan. Changes included the addition of live-line barehand methods on several phases of the project to reduce outage impacts to the system and keep the project on schedule.

**Real Estate Support.** As part of the transmission line rebuild and identified in the early stages of the project, all new supplemental easements were required to build the line offset from center within the existing right-of-way. These acquisitions were driven by the project manager as part of the overall project schedule under strict budget requirements. Several of the landowners were represented during negotiations; however, none of them went to litigation due to our team's ability to effectively negotiate the new language into the easement scope.



#### 4. REFERENCE

Reference Name: Mr. Scott Bishop, Manager of Substation Operations

Reference Phone Number: 867.797.6818

Reference Company Name: Lakeland Electric

Address of Work: Lakeland, Florida

Reference E-Mail Address: scott.bishop@landlanelectric.com

Dates of Work/Number of Employees: November 2022-May 2024 / 52 full-time and part-time professionals

Description of Work: Construction of Hamilton Substation

Burns & McDonnell is currently providing EPC services for the City of Lakeland and Lakeland Electric on this newly-constructed 69kV ring bus/12kV bus distribution substation. This new substation will provide reliability to the growing population and businesses in Lakeland.

To achieve overall reliability by constructing Hamilton Substation in this area, several scope packages, such as substation, civil, structural, electrical and protection and control, are currently being designed, along with additional, permitting, procurement and construction services. A new power transformer was purchased by the City; Burns & McDonnell is

Addendum 1 - APPENDIX B - MINIMUM QUALIFICATIONS FORM  
1411544446 Substation and Transmission Project Management Services

providing high-side, low-side breakers and switches, prefabricated control housing, all structural steel, cables, connectors and other electrical components.

**Budgetary Goals.** We presented an “Open Book” method to this project, which allows us to share all itemized pricing with Lakeland. Through consistent transparency and communication, our integrated team continuously works together to maintain the client’s overall budget. Furthermore, we addressed Lakeland’s emergent need of expending funds within their fiscal year by accelerating the construction schedule. This required coordination with the subcontractor, amending several design packages and adjusting the procurement schedule. By taking immediate action, our team was able to mobilize two months earlier than originally scheduled, which is meeting the client’s needs.

City representatives and Lakeland Electric work closely with the Burns & McDonnell team by providing comprehensive design reviews based on the team’s 30% Issued-for-Approval design packages and eventually, the Issued-for-Construction package. With this level of client involvement, design decisions are immediately made, which affords the project to run seamlessly.

**Scheduling.** As can be expected with complex projects, several issues (some anticipated by the team) materialized when planning, designing, engineering and constructing this project. One issue that became a welcomed opportunity was the re-design of the substation. In early 2023, the adjacent residential land to the site was sold and will be used for a distribution center, which allowed the substation to be “rotated” 180 degrees from the original design — a much more ideal layout for better accessibility and overall reliability. During the 60% design review, Burns & McDonnell successfully managed an approval through the City’s permitting department to accommodate the new layout with no interruption to the schedule.

The original schedule required an eight-month project duration. Due to the client extending the bidding process, the delivery time for long-lead items would be extended as well. Burns & McDonnell suggested to the client that we utilize their existing stock to stay on schedule and replace the stock as ordered equipment and components arrived. In order to make this change, our design team adjusted our designs to the support the client’s inventory to accommodate this supply chain issue.

**Quality Control Objectives.** Our quality process started upon award, by addressing all potential and unforeseen issues as previously discussed. Furthermore, we applied our six-step, effective Quality Control and Assurance process throughout every stage of the project, as well as working closely and communicating weekly and spontaneously with OUC representatives on schedule progress and any unforeseen issues. Getting ahead of the schedule not only meant better organization but minimized delays in the schedule, thus maintaining the set budget. We offered our design to the client for their review giving them a week to review it thoroughly. This affords the client to performance a comprehensive review at a lengthier time.

**Subcontractor Relationships.** The Burns & McDonnell team utilized Elite of Ocala, a general contractor we have worked with on previous transmission and distribution design-build projects. Elite and its affiliates provide civil, foundation, steel and electrical work during the construction phase of the project. Our collaborative team consistently works together to maintain project schedule, as well as address any unforeseen issues.

We also hold close relationships with our manufacturers. For example, our design required a 25-foot-long, galvanized steel beam to be placed to support bus components and overall structure. During required material inspection procedures, our team noticed damage to the beam and immediately contacted the manufacturer to repair the beam. With a long-standing vendor relationship, the manufacturing representative suggested to replace the beam with a new one, which would support the project schedule.

**SERVICES**


- ✓ Multi-discipline engineering, procurement, permitting, construction and project management of this 69kV ring bus/12kV bus distribution substation

**KEY ATTRIBUTES**

- ✓ Highly-involved subcontracting partners
- ✓ Provided immediate problem-solving tactics throughout project duration
- ✓ Maintained budgetary requirements through innovative measures
- ✓ Apply six-step quality program through every stage of the project

**SOFTWARE USED**

- ✓ Microsoft CADD, CDEGS, WinlGS and Primavera P6

  
Esteban Martinez  
EPC Project Manager

**Project Concerns and Immediate Solutions.**

**Potential Encroachment Issue.** The civil/site engineer hired by client representatives did not account for the new turning lane on the newly-expanded main road in the initial permitting package. Our design team picked up on this issue early in the design process and determined that the new sewer and water connection would be located too close to the road. To resolve this issue, our team suggested to jack and bore a longer and deeper pipe to avoid any potential conflicts in this area.

**Anticipated Safety Issue.** During constructability reviews, our team noticed that the dry pond between the energizing equipment would potentially lead to a safety issue during required maintenance procedures. We suggested to Lakeland to place a non-conductive fence between the pond and equipment to avoid potential electrocution of their maintenance staff.





## Award #3 Supporting Documents Regular Agenda 07/18/24

Appendix B – Proposal Forms  
1411544446 Substation and Transmission Project Management Services

### Appendix B Proposal Form

#### COMPANY INFORMATION:

COMPANY NAME: Burns & McDonnell Engineering Company, Inc.

BUSINESS ADDRESS: 2301 Maitland Center Parkway, Suite 400

CITY, STATE, ZIP CODE: Maitland, FL 32751

TELEPHONE: 321.401.6125

EMAIL OF CONTACT: rmahale@burnsmcd.com

☒ I have read and understood the Sunshine Law/Public Records clauses contained within this solicitation. I understand that in the absence of a redacted copy my proposal will be disclosed to the public “as-is”.

**The Company shall submit one electronic copy of the signed proposal documents on the sourcing platform, prior to the Bid Due Date and Time.**

#### Company's Certification

By submitting this Proposal, the Company certifies that the Company has read and reviewed all of the documents pertaining to this RFP and agrees to abide by the terms and conditions set forth therein, that the person signing below is an authorized representative of the Company, that the Company is legally authorized to do business in the State of Florida, and that the Company maintains in active status an appropriate license for the work.

The Company certifies, under penalty of perjury, that it holds all licenses, permits, certifications, insurances, bonds and other credentials required by law, Contract or practice to perform the Work. The Company also certifies that, upon the prospect of any change in the status of applicable licenses, permits, certifications, insurances, bonds or other credentials, the Company shall immediately notify JEA of status change.

We have received addenda 1 through 2.



Signature of Authorize Officer of Firm or Agent

February 26, 2024  
Date

Richard D. Mahaley, PE / Senior Vice President & Executive Sponsor  
Printed Name & Title

321.401.6125  
Phone Number

## Award #3 Supporting Documents Regular Agenda 07/18/24

## Appendix B – Proposal Forms

1411544446 Substation and Transmission Project Management Services

## LIST OF JSEB SUBCONTRACTORS

The following JSEB Subcontractors will be utilized in fulfilling the terms and conditions of a Project Authorization arising from award of JEA -1411544446. I (We) the undersigned understand that failure to submit said information will result in bid rejection. I (We) will employ the JSEB Subcontractors specified below: (Use additional sheets as necessary)

Class of Work (Category) Dollar Amount	Name of JSEB Contractor (Indicate below)	Percentage of Total Job or
Estimating and project management services	TRC Energy Engineering, LLC	5-10%

**Signed:**

T. J. D. H. H. H.

**Company:** Burns & McDonnell Engineering Company, Inc.

**Address:** 2301 Maitland Center Parkway, Suite 400, Maitland, FL 32751

**Date:** February 26, 2024

Note: This list shall not be modified subsequent to bid opening without a showing of good cause and the written consent of the JEA.

## Award #3 Supporting Documents Regular Agenda 07/18/24

Appendix B – Proposal Forms  
1411544446 Substation and Transmission Project Management Services

### LIST OF SUBCONTRACTORS

JEA Solicitation Number 1411544446 requires certain major Subcontractors be listed on this form, unless the work will be self-performed by the Company.

The undersigned understands that failure to submit the required Subcontractor information on this form will result in bid rejection, and the Company agrees to employ the Subcontractors specified below: (Use additional sheets as necessary)

Note: This list of Subcontractors shall not be modified subsequent to bid opening, without a showing of good cause and the written consent of JEA.

Type of Work	Corporate Name of Subcontractor	Subcontractor Primary Contact Person & Telephone Number	Subcontractor's License Number (if applicable)	Percentage of Work or Dollar Amount
--------------	---------------------------------	---	--	-------------------------------------

Estimating and project management services

TRC Energy Engineering, LLC

Theron Colbert, PE, CxA  
904.576.0112

N/A

5-10%

Signed: 

Company: Burns & McDonnell Engineering Company, Inc.

Address: 2301 Maitland Center Parkway, Suite 400, Maitland, FL 32751

Date: February 26, 2024

## RESUME

### Theron "TC" Colbert, P.E., CxA



Mr. Colbert is a professional electrical engineer, licensed electrical contractor, and retired senior U.S. Navy Civil Engineer Corps Officer (Commander, O-5) with over 30-years of experience in construction management and facilities maintenance and repair across the world. He is a talented engineer that is driven by results with exceptional technical and team-building leadership skills. He is an exceptionally effective communicator, proficient in working with diverse international clientele and team members.

#### SPECIALTIES:

- Federally Warranted Construction Contract Administrator & Supervisor
- Electric Power Generation, Transmission & Distribution Systems Expertise
- Healthcare Facilities Construction, Maintenance & Repairs Leadership Experience
- Renewable Energy Credentialed & Qualified
- Energy Efficiency Management Certified
- Electric Utilities & Water Production Project Management
- Certified Commissioning Authority (CxA)
- Professional Working Fluency in Spanish

#### RELEVANT PROJECT EXPERIENCE

##### Greenfield Power Plant Construction:

Electrical **and** Civil/Structural Subject Matter Expert (SME) for NV Energy \$392M Silverhawk Capacity Expansion project featuring 500kV Transmission Switchyard, two GE Frame 7F.05 Gas Turbines and 220MW Generators with Hot SCR/CO Reactors including Aqueous Ammonia Vaporization and Basis of Plant Equipment.

##### Power Generation:

- Senior Project Manager for Jacksonville Electric Authorities (JEA) Northside Generating Station (NGS) \$5.8M Limestone Utilization Upgrades, which permanently reduced limestone usage and disposal costs by 50%. Return-on- Investment (ROI) was 1.3 years with reduced environmental impacts for decades following.
- Implemented value engineering cost proposal which enabled a JEA \$2.1M Circulating Water Piping Replacement Capital project to be rewritten in scope as a \$500k O&M job.

##### Instrumentation and Controls:

- Senior Project Manager for JEA \$595k Feed water Heater (FWH) Upgrades Project, which encompassed redesign of piping and isolation valves to accommodate 15 new FWH Magnetic Level Indicators, Level Transmitters, and Coaxial Probes. Kept project on schedule, despite tight lead times for fabrication of highly customized mechanical equipment, while also strictly enforcing and adhering to LOTO (Lock-Out-Tag-Out) electrical equipment and systems and clearance protocols.

##### Power Distribution, Renewable Energy and Energy Efficiency:

- Senior Project Manager, facilitating and coordinating project execution activities between disperse JEA Teams and Departments for \$35M SAIDI Automated Switches (AS's) and Automatic Reclosers (AR's) implementation project, which will modernize JEA's overhead electric distribution system controlled by SCADA, by empowering the JEA Control Center Dispatcher to remotely sectionalize faulted sections of a mainline feeder disturbance, thereby quickly restoring service to the majority of customers on a disrupted circuit.
- As the Senior Commissioning Engineer for the Department of Veterans Affairs (VA) and Schneider Electric Corporation \$41M Energy Savings Performance Contract (ESPC) at VA Medical Centers in Bay Pines, Gainesville and Lake City, Florida, Developed, implemented and monitored the Commissioning Plan for BAS (Building Automation System) improvements, Interior Lighting Retrofits, and Steam Distribution Improvements. This ESPC project also included the installation of Energy Conservation Measures (ECM), intended to generate cost-savings, and obtain highly sustainable and wholly efficient facilities in support of the VA's energy conservation and sustainability goals of a realized 15% reduction in energy and water costs.

### Commissioning Project Manager TRC Energy Engineering, Professional LLC (TRC)

#### EDUCATION

Master of Science, Electrical & Computer Engineering,  
Minor in Mechanical Engineering (Energy Management/  
Renewable Energy)  
University of Florida (2005)

Master of Engineering, Civil Engineering Construction  
Management, Minor in Real Estate  
University of Florida (2005)

Bachelor of Science, Electrical Engineering,  
Minor in Applied Mathematics  
University of Florida (1990)

#### REGISTRATIONS

Professional Engineer: FL, SC, PR  
Licensed Electrical Contractor: FL, NC (pending)  
Certified Commissioning Authority: University of  
Wisconsin-Madison

#### PROFESSIONAL AFFILIATIONS/ASSOCIATIONS

NAVFAC/CEC - Civil Engineer Corps,  
U.S. Navy (Retired) Commander (O-5)  
USACE - US Army Corps of Engineers, deployed in support of  
Operation Iraqi Freedom  
FBPE - Florida Board of Professional Engineers  
Florida Department of Business & Professional Regulation  
U.S. Department of Veterans Affairs SDVOSB-Service Disabled  
Veteran-Owned Small Business  
JSEB - City of Jacksonville (FL) Small and Emerging Business

#### REFERENCES

Darrell Hamilton, JEA Manager of Energy  
Transmission Projects  
W: 904.665.7137 / M: 904.233.8083  
HamiDD@jea.com

U.S. Department of Veterans Affairs Office of  
Construction & Facilities Management (CFM)  
Dr. Maina Gakure, Senior Contracting Officer  
W: 202.461.6849 / M: 202.437.8422  
MainaGakure@va.gov

Date: May 3, 2022

To: Commissioning Certification Committee  
Interdisciplinary Professional Programs  
ATTN: Karen Kulcinski  
University of Wisconsin - Madison  
432 N. Lake Street  
Madison, WI 53706-1415

From: Cesar Cortes  
Project Manager

Re: Letter of Reference for Theron C. Colbert with TRC Energy Engineering, Professional LLC

I am personally familiar with the role of Theron C. Colbert in the Commissioning Process effort for the VA VISN8 Florida ESPC, at Gainesville, Lake City and Bay Pines project, in which I was the Project Manager. I confirm that he was actively involved in the design, construction, and turnover phases, including being a member of the commissioning team throughout the Commissioning Process on one or more projects that I was involved.

It is my belief that Theron C. Colbert is fully aware of what is required to achieve a successful Commissioning Process on a new project or for effectively implementing Commissioning Process for an existing building. I further attest and it is my opinion that Theron C. Colbert is very capable of implementing the practice and principle of the Commissioning Process. This includes achieving the maximum benefits through reducing project cost, eliminating wasted effort, optimizing project goals and intent, improving user and occupant satisfaction, and using quality and statistical tools to continue to improve the quality and reduce the cost of constructed projects.

I would recommend Theron C. Colbert for leading, managing, directing, and supporting the quality effort and implementing the commissioning process on new constructed projects or existing facilities.

I am knowledgeable and understand the Commissioning Process requirements of ASHRAE/NIBS Guideline 0-2019 (or prior versions) for new construction (or Guideline 0.2-2015 for existing buildings).

The approximate construction cost for this project was: \$ 40,934,739.00

The approximate commissioning process fees from Theron C. Colbert were: \$ 298,500.00.

Sincerely,

Cesar Cortes  
Project Manager

Schneider Electric  
1650 West Crosby Road  
Carrollton, TX 75006 USA  
Tel. +1 972 323 1111 Fax +1 972 242 5498  
[www.schneider-electric.com/](http://www.schneider-electric.com/)



21 West Church Street  
Jacksonville, FL 32202

November 17th, 2015  
TRC Energy Engineering, Professional LLC  
1232 Matengo Circle  
Jacksonville, FL 32259

Subject: Safety Qualification Questionnaire

Theron C. Colbert, P.E. CEO,

We have received and reviewed your safety qualification questionnaire. Your safety qualification status is **“Approved”**. This status, in terms of safety, qualifies you to work on current JEA projects and continue to bid on new projects without the need to safety qualify prior to bid openings. Please be aware that the Procurement Office may have additional qualification requirements.

You will be asked to update the statistical information on an annual basis each spring. If you do not respond, the company’s safety status will be changed to *disqualified*, which prevents any further JEA work being performed by your company. If you have any questions, you may contact me at (904) 665-5810 or email [Safety@jea.com](mailto:Safety@jea.com).

Respectfully,

*Jerry Fulop*

Jerry Fulop  
Safety & Health Specialist  
Safety & Health Services  
[Fuloje@jea.com](mailto:Fuloje@jea.com)



# CITY OF JACKSONVILLE

February 2, 2022

TRC Energy Engineering, Professional LLC.  
Theron Colbert  
411 Pablo Ave.  
Jacksonville Beach, Florida 32250

**Re: JSEB Recertification Approved**

Dear Mr. Colbert:

The City of Jacksonville is pleased to announce that your company has been certified as a Jacksonville Small and Emerging Business Enterprise (JSEB). This certification enables your company to compete for work and perform work as a JSEB enterprise. JSEB certification does NOT guarantee work.

**910-16 Energy Conservation Services (Including Audits)**  
**912-21 Construction, Energy Related (All types)**  
**914-38 Electrical**  
**918-41 Energy Conservation Consulting**  
**925-00 Engineering Services, Professional**  
• Please see Directory for specific commodity codes

**TRC Energy Engineering, Professional LLC.** will be identified as a certified JSEB on our website for tracking purposes. The City of Jacksonville's Jacksonville Small and Emerging Business website can be found at [www.jseb.coj.net](http://www.jseb.coj.net).

Your company's stature with the City of Jacksonville is active for one year provided there are no changes in ownership, control/operations of the company, or eligibility requirements during this certification period. Please be advised that you are required to notify this agency immediately of any changes in your business ownership, control/operations, or business service capabilities.

Sincerely,



Dinah L. C. Mason, EBO/JSEB Administrator  
Equal Business Opportunity Office-Jacksonville Small Emerging Business Program

**Certification Approval Date: December 16, 2020**  
**Certification Expiration Date: December 12, 2023**



**WISCONSIN**  
UNIVERSITY OF WISCONSIN-MADISON

*The College of Engineering and  
Engineering Professional Development proudly present to*

**Theron C. Colbert, P.E.**

*this certificate for successfully completing all of the requirements for*  
**Certification as Accredited**

**Qualified Commissioning  
Process Provider**

*with the designation of*

**QCP or QCxP**

*valid until December 31, 2024*

Edward Borbely, Chair of the Certification Committee

Joy E. Altwies, Committee Member

John Davis, Committee Member



**DEPARTMENT OF VETERANS AFFAIRS**  
**VA Sunshine Healthcare Network, VISN 8**  
**140 Fountain Parkway, Suite 600**  
**St. Petersburg, FL 33716**  
**Office: (727) 575-8069 Fax: (727) 575-8052**

Date: May 6, 2022

To: Commissioning Certification Committee  
Interdisciplinary Professional Programs  
ATTN: Karen Kulcinski  
University of Wisconsin - Madison  
432 N. Lake Street  
Madison, WI 53706-1415

From: Gerardo Salazar  
VISN 8 Energy Manager

Re: Letter of Reference for Theron C. Colbert with TRC Energy Engineering,  
Professional LLC

I am personally familiar with the role of Theron C. Colbert in the Commissioning Process effort for the VA VISN8 Florida ESPC, at Gainesville, Lake City and Bay Pines project, in which I was the VISN 8 Energy Manager. I confirm that he was actively involved in the design, construction, and turnover phases, including being a member of the commissioning team throughout the Commissioning Process on one or more projects that I was involved.

It is my belief that Theron C. Colbert is fully aware of what is required to achieve a successful Commissioning Process on a new project or for effectively implementing Commissioning Process for an existing building. I further attest and it is my opinion that Theron C. Colbert is very capable of implementing the practice and principle of the Commissioning Process. This includes achieving the maximum benefits through reducing project cost, eliminating wasted effort, optimizing project goals and intent, improving user and occupant satisfaction, and using quality and statistical tools to continue to improve the quality and reduce the cost of constructed projects.

I would recommend Theron C. Colbert for leading, managing, directing, and supporting the quality effort and implementing the commissioning process on new constructed projects or existing facilities.

I am knowledgeable and understand the Commissioning Process requirements of ASHRAE/NIBS Guideline 0-2019 (or prior versions) for new construction (or Guideline 0.2-2015 for existing buildings).

The approximate construction cost for this project was: \$ 40,934,739.00  
The approximate commissioning process fees from Theron C. Colbert were: \$ 298,500.00.





**STATE OF FLORIDA**  
**DEPARTMENT OF BUSINESS AND PROFESSIONAL REGULATION**

**ELECTRICAL CONTRACTORS' LICENSING BOARD**

THE ELECTRICAL CONTRACTOR HEREIN IS CERTIFIED UNDER THE  
PROVISIONS OF CHAPTER 489, FLORIDA STATUTES

**COLBERT, THERON CHARLES**

TRC ENERGY ENGINEERING, PROFESSIONAL LIMITED LIABILITY  
1232 MATENGO CIRCLE  
JACKSONVILLE FL 32259-8008

**LICENSE NUMBER: EC13008117**

**EXPIRATION DATE: AUGUST 31, 2024**

Always verify licenses online at [MyFloridaLicense.com](https://myfloridalicense.com)



Do not alter this document in any form.

This is your license. It is unlawful for anyone other than the licensee to use this document.





## STATE OF FLORIDA

### BOARD OF PROFESSIONAL ENGINEERS

THE PROFESSIONAL ENGINEER HEREIN IS LICENSED UNDER THE  
PROVISIONS OF CHAPTER 471, FLORIDA STATUTES

**COLBERT, THERON CHARLES**

1232 MATENGO CIRCLE  
JACKSONVILLE FL 32259-8008

**LICENSE NUMBER: PE59286**

**EXPIRATION DATE: FEBRUARY 28, 2025**

Always verify licenses online at [MyFloridaLicense.com](https://myfloridalicense.com)



Do not alter this document in any form.

This is your license. It is unlawful for anyone other than the licensee to use this document.

**Award #3 Supporting Documents Regular Agenda 07/18/24**

**Addendum 1 - APPENDIX B - MINIMUM QUALIFICATIONS FORM  
1411544446 Substation and Transmission Project Management Services**

**GENERAL**

**THE MINIMUM QUALIFICATIONS SHALL BE SUBMITTED ON THIS FORM. IN ORDER TO BE CONSIDERED A QUALIFIED RESPONDENT BY JEA YOU MUST MEET THE MINIMUM QUALIFICATIONS LISTED BELOW, AND BE ABLE TO PROVIDE ALL THE SERVICES LISTED IN THIS SOLICITATION/TECHNICAL SPECIFICATION.**

**THE RESPONDENT MUST COMPLETE THE RESPONDENT INFORMATION SECTION BELOW AND PROVIDE ANY OTHER INFORMATION OR REFERENCES REQUESTED. THE RESPONDENT MUST ALSO PROVIDE ANY ATTACHMENTS REQUESTED WITH THIS MINIMUM QUALIFICATIONS FORM.**

**RESPONDENT INFORMATION**

COMPANY NAME: Burns & McDonnell Engineering Company, Inc.


BUSINESS ADDRESS: 2301 Maitland Center Parkway, Suite 400

CITY, STATE, ZIP CODE: Maitland, FL 32771

TELEPHONE: 321.401.6125

E-MAIL: rmahale@burnsmcd.com

PRINT NAME OF AUTHORIZED REPRESENTATIVE: Richard D. Mahaley, PE

SIGNATURE OF AUTHORIZED REPRESENTATIVE: 

NAME AND TITLE OF AUTHORIZED REPRESENTATIVE: Richard D. Mahaley, PE / Senior Vice President & Executive Sponsor

**MINIMUM QUALIFICATIONS:**

Respondent must meet the following Minimum Qualifications to be considered eligible to have its Response evaluated by JEA. Respondent must complete and submit the Minimum Qualification Form provided in this Solicitation. JEA reserves the right to ask for additional back up documentation or additional reference projects to confirm the Respondent meets the requirements stated below.

JEA will reject Responses from Respondents not meeting the following Minimum Qualifications:

- I. The Respondent must have successfully self-performed and managed at least four (4) similar projects preceding the Response Due Date.
  - o A similar project is defined as the management of a water, sewer, transmission, distribution, or substation project with a contract value greater than \$100,000.00
- II. Any Respondent whose contract with JEA was terminated for default within the last two years shall have its Response rejected.

The project references will also be used to evaluate the Past Performance/Company Experience section. Any Respondent whose contract with JEA was terminated for default within the last two years shall have its Response rejected.

**1. REFERENCE**

Reference Name: Mr. Michael Branco, Director of Transmission Project Management

Reference Phone Number: 610.360.9703



## Award #3 Supporting Documents Regular Agenda 07/18/24

### Addendum 1 - APPENDIX B - MINIMUM QUALIFICATIONS FORM 1411544446 Substation and Transmission Project Management Services

Reference Company Name: Duke Energy Florida

Address of Work: Levy County, Florida

Reference E-Mail Address: michael.branco@duke-energy.com

Dates of Work/Number of Employees: May 2021-Present / 22 full-time professionals

Description of Work: **Williston to Bronson Project**

This project involved constructing 17 miles of new 230kV transmission line between Williston North Substation and Bronson Substation, rebuilding 7.5 miles of two separate 69kV transmission lines that are co-located with an existing 230kV line, constructing the greenfield 230kV Williston North Substation and expanding the Williston 230kV Substation.

The project is critical to the DEF system, as the work will resolve overloads and stressed voltages in the Gainesville and Chiefland load areas, and supports planned solar and FERC interconnections. All phases of the project have been completed, with the exception of the last 230kV line energization between Williston North to Bronson Substations. That segment is nearly complete and has an energization date of May 31, 2024.

This was the largest project DEF took on with internal resources; our management of this project was key in developing DEF team's understanding of large-scale project execution. The scope of our services included managing every aspect of the project from permitting, environmental compliance, engineering, procurement, public engagement, construction, testing and commissioning, project controls and quality assurance.

**Budgetary Goals.** The project overall budget was set in 2016 prior to the project being deferred by the client. Once the project was re-started, we were able to maintain the overall project budget, despite several factors such as material price increases due to the COVID epidemic, escalations in the labor market and incorporating additional, required scope due to design standard changes.

Our team implemented an earned value tracking system to monitor the budgetary goals of the project, which helped us to make strategic decisions. By tracking earned value, we identified areas of the project that required additional support and attention, making necessary corrections along the way. For instance, earned value tracking identified that internal forces were excelling at the substation construction; however, there was an opportunity for improvement with some of the more challenging scopes of the transmission line construction, where specialized equipment was needed. This led to strategically removing some of the 230kV Phase II work scope and awarding it to a subcontractor.

**Scheduling.** The planned in-service date for the last segment of the 230kV transmission line was set for August 31, 2024, upon coming out of suspension. We are on target to place the last segment on May 31, 2024, three months ahead of schedule. By targeting the final in-service date of the project in May, we avoid the risk of outages being denied for the cutovers in the summer months. Shortening the duration of the project was key to meeting budgetary goals as well. In order to meet our target schedule, we identified a need to make adjustments as we evaluated progress. For instance, we made some mid-point adjustments to the contracting strategy, outsourcing some of the 230kV line construction based on productivity, as well as known resource availability issues that would be realized with internal crews supporting other DEF projects. Once we developed the solution, we set out to gain acceptance from internal stakeholders, bid the work on an expedited fashion and led the award to the appropriate subcontractor. We also managed the interface between the subcontractor and internal crews, to ensure a smooth transition between scopes of work. There were very tight interfaces

**SERVICES**

- ✓ Project management services for a new 17-mile, 230kv transmission line and 69kv line rebuild
- ✓ Part of the \$1.8-million, seven-year capital improvement, reliability program

**KEY ATTRIBUTES**

- ✓ Highly-involved subcontracting partners
- ✓ Provided immediate problem-solving tactics throughout project duration
- ✓ Maintained budgetary requirements through innovative measures
- ✓ Apply six-step quality program through every stage of the project

**SOFTWARE USED**

- ✓ Oracle Unifier, Oracle P6 and Maximo

  
Randy Kozelick  
Project Manager

## Award #3 Supporting Documents Regular Agenda 07/18/24

### Addendum 1 - APPENDIX B - MINIMUM QUALIFICATIONS FORM 1411544446 Substation and Transmission Project Management Services

with internal and external crews, as both parties are pulling conductor on the same line, interfacing at several structures during construction and close coordination required for the material management efforts as well.

**Quality Control Objectives.** Ensuring quality throughout project duration, while managing cost and schedule at the same time, is the core of our project management values. For this project, [we identified certain issues with foundation installation in the field and proactively brought in a third-party geotechnical engineer to oversee the crews to support them with real-time subject matter expertise.](#) The geotechnical engineer provides on-the-spot decision on how to handle variability in the underground conditions. This helps to ensure the highest quality of the end product, while optimizing schedule and reducing re-work.

**Subcontractor Relationships.** The project contracting strategy employed several subcontracts for scopes of work, including substation and transmission line engineering, environmental permitting, installation of transmission line drilled pier foundations, substation civil work, helicopter support for transmission line construction, surveying, staking and subcontracting line crews on Phase II 230kV transmission line construction. [Our role was to ensure seamless interfaces between all subcontractors, internal crews and client resources.](#)



## 2. REFERENCE

Reference Name: Mr. Robert Brong, Director of Transmission Project Management

Reference Phone Number: 321.299.2222

Reference Company Name: Duke Energy Florida

Address of Work: Polk County, Florida

Reference E-Mail Address: robert.brong@duke-energy.com

Dates of Work/Number of Employees: May 2018-May 2020 / 10 full-time professionals

Description of Work: **Fort Meade to West Lake Wales 230kV Transmission Line Rebuild Project**

Duke Energy Florida (DEF) contracted with Burns & McDonnell to provide project management services for their Fort Meade to West Lake Wales Transmission Line Rebuild Project. The project consisted of re-building an existing 20-mile, 230kV transmission line between existing Fort Meade and West Lake Wales Substations. The project also included upgrading all limiting elements at both Fort Meade and West Lake Wales Substations, as well as a six-mile build-out of at-grade and above-grade permanent easement stabilizations.

The goal was to improve transmission capacity to sustain load growth within the Orlando area, adhere to updated internal operating procedures, meet compliance with updated NERC standards and also to increase system reliability. Our team, as part of a Burns & McDonnell-led overarching Project Management Office (PMO), supported the client on this project as part of a portfolio of large and complex capital transmission projects. Our scope of services included, but were not limited to, project management, project controls,



Addendum 1 - APPENDIX B - MINIMUM QUALIFICATIONS FORM  
141154446 Substation and Transmission Project Management Services

portfolio development, estimating, outage planning, owner's engineering, right-of-way acquisition, public outreach, material management and environmental compliance.

**Budgetary Goals.** The project followed a design-bid-build contracting strategy and Duke Energy's governance process to achieve full funding in 2018. Our project team was able to successfully complete the project 20% under budget, through a competitive bid event and effectively managing design and constructability-related challenges. The unit-priced-based AIA payment application developed by our project team allowed for accurate invoicing and cashflow forecasting, and ultimately, paved the way for transparent communication and planning between the our project team, the contractor and the client.

**Scheduling.** The project met the required May 2020 in-service date successfully. To complete the 20-mile rebuild, our project team accomplished the following criteria:

**Engineering (IFC) completion prior to scheduled mobilization.** Our team performed a competitive bid event performed with Issue-for-Bid drawings, with IFCs awarded prior to mobilization.

**Permit acquisition prior to scheduled mobilization and compliance monitoring during construction.** There was no loss of time due to environmental infractions or with delayed permits.

**Outage planning.** Our outage planning team introduced the T-30 Checklist System that tracked upcoming outages up to 30 weeks prior to the start of an outage. This particular transmission line had many outage constraints and required hotlines/non-reclosures during construction, along with small windows of opportunities for substation upgrades and cutovers. The team was able to complete all outage-related work without delay. Switching and tagging resources were limited during the project, resulting in late or cancelled outages. Our team maintained work progression by coordinating with project stakeholders and managed down-time delays by the contractor, which did not impact the in-service date of the project.

**Access constraints.** Six miles of permanent easement stabilizations had to be built, along with temporary access measures due to the challenging subsurface conditions. As a result, the initial design for these easement stabilizations was found unsuitable for construction and putting the schedule at risk. Our team coordinated with engineering and real estate to create mitigation plans to provide access to the work sites without incurring critical delays.

**Land abutter resolutions.** Over 200 landowner parcels had easement rights updated to support the transmission line rebuild. Our project team worked with abutting landowners to communicate construction impacts and verify restoration commitments during the execution of the work. Abutters ranged from residences to large farms in Polk County where construction traffic is typically absent.

**Quality Control Objectives.**

**Outage Constraints.** The existing 230kV transmission line was required to remain in-service (energized) during project execution. The existing line obtained an increased load due to overloads from another critical nearby line, limiting the project's ability to leverage planned line outages during execution. Temporary transmission lines were installed under hotline/non-reclosure outages. Safe working practices erecting structures, installing conductor and demolishing existing structures near energized lines was a challenge from a planning and safety standpoint. However, our integrated team performed the required work without inadvertent outage or incident.

**Right-of-Way (ROW) Conditions.** To access the 20-mile route, six miles of permanent easement stabilizations were designed and anticipated to be installed ahead of transmission line construction. However, due to unforeseen ROW

**SERVICES**

- ✓ Program management services for this 20-mile, 230kV transmission line rebuild
- ✓ Part of the \$1.8-million, seven-year capital improvement, reliability program

**KEY ATTRIBUTES**

- ✓ Highly-involved subcontracting partners
- ✓ Provided immediate problem-solving tactics throughout project duration
- ✓ Maintained budgetary requirements through innovative measures
- ✓ Apply six-step quality program through every stage of the project

**SOFTWARE USED**

- ✓ Oracle Unifier, Oracle P6 and Maximo

  
Jonathan Delaney  
Project Manager



Addendum 1 - APPENDIX B - MINIMUM QUALIFICATIONS FORM  
141154446 Substation and Transmission Project Management Services

conditions, which included a deep organic muck layer and sandy terrain, over-excavations and additional fill for the easement stabilization were necessary to create a suitable subbase. Changes to the design that included additional geofabric and rock were implemented to achieve a suitable performance for construction and future maintenance. To mitigate schedule delays to the project, our team worked with the contractor to build temporary roads to advance construction and find off-ROW access points. This was achieved with minimal cost, while maintaining compliance with environmental permits. To mitigate cost impacts from the contractor, robust contract management was performed with verifying timesheets, disposal loads and fill volumes compared to the intended design.

**Subcontractor Relationships.** Our team worked directly with the prime construction contractor, on behalf of the client. Major changes that impacted subcontractors included easement stabilization concerns and applicable rework. Favorable relationships with the contractor lead to collaborative and effective planning around the issues posed by the right-of-way conditions and unforeseen access constraints.

### 3. REFERENCE

Reference Name: Mr. Robert Brong, Director of Transmission Project Management

Reference Phone Number: 321.299.2222

Reference Company Name: Duke Energy Florida

Address of Work: Crystal River, Florida

Reference E-Mail Address: robert.brong@duke-energy.com

Dates of Work/Number of Employees: March 2019-Present / 18 full-time professionals

Description of Work: Crystal River to Bronson Project

Project management services were provided to develop, plan and execute the rebuild of a critical 230kV transmission line between Crystal River and Bronson Substations. The project includes 40 miles of rebuilt transmission line, installed on new monopole structures adjacent to the existing H-frame structures in a narrow right-of-way. All construction was planned and executed to be performed under energized conditions, including the use of live-line barehand methods and helicopter work. Remote end work was completed at two substations to meet new ampacity requirements.

**Budgetary Goals.** The project met several budget challenges due to material escalations, design impacts related to underground karst conditions and schedule delays. These risks were identified during the project planning and were triggered during the project to mitigate cost exposure. Several change orders were presented by the contractor due to material escalations and existing underground conditions, all of which were negotiated and resulted in a savings of over \$15 million to the project.

**Scheduling.** The project endured many schedule challenges resulting from manufacturing delays due to the COVID epidemic, evolving outage constraints and severe weather. The project team was able to adapt to these challenges; delays were reduced to limit impacts to the overall project schedule.

The most notable manufacturing delay came from the transmission poles. The pole designs were hybrid, meaning they had a concrete base section with a steel top. The concrete base sections were so large that they could only be manufactured at two

**SERVICES**

- ✓ Program management services for this 40-mile, 230kV transmission line rebuild
- ✓ Part of the \$1.8-million, seven-year capital improvement, reliability program

**KEY ATTRIBUTES**

- ✓ Highly-involved subcontracting partners
- ✓ Provided immediate problem-solving tactics throughout project duration
- ✓ Maintained budgetary requirements through innovative measures
- ✓ Apply six-step quality program through every stage of the project

**SOFTWARE USED**

- ✓ Oracle Unifier, Oracle P6 and Maximo

  
Eric Schimmer  
Project Manager

locations in the United States, which limited their ability to produce the structures within the required timeline. The project team collaborated with the pole manufacturer to align their pole deliveries with the construction sequence, further reducing the trucking costs and minimizing schedule impacts.


**Quality Control Objectives.** Our Owner's Engineering team implements our proven, six-step quality control process by thoroughly and routinely checking engineering packages based on required client standards; and implementing solutions to design-related issues.

Through their efforts in reviewing the transmission pole foundation designs, it was determined that the designs were inadequate and too shallow per geotechnical requirements. This resulted in a complete re-design of the foundations early in the project with no construction-related impacts.

**Subcontractor Relationships.** Throughout the duration of the project, we worked closely with all subcontractors, as work plans evolved due to schedule-related impacts in order to maintain key project milestones and adhering to the required budget.

Specifically, outage constraints on this project resulted in several changes to the transmission line contractor's work plan. Changes included the addition of live-line barehand methods on several phases of the project to reduce outage impacts to the system and keep the project on schedule.

**Real Estate Support.** As part of the transmission line rebuild and identified in the early stages of the project, all new supplemental easements were required to build the line offset from center within the existing right-of-way. These acquisitions were driven by the project manager as part of the overall project schedule under strict budget requirements. Several of the landowners were represented during negotiations; however, none of them went to litigation due to our team's ability to effectively negotiate the new language into the easement scope.



#### **4. REFERENCE**

Reference Name: Mr. Scott Bishop, Manager of Substation Operations

Reference Phone Number: 867.797.6818

Reference Company Name: Lakeland Electric

Address of Work: Lakeland, Florida

Reference E-Mail Address: scott.bishop@landlanelectric.com

Dates of Work/Number of Employees: November 2022-May 2024 / 52 full-time and part-time professionals

Description of Work: **Construction of Hamilton Substation**

Burns & McDonnell is currently providing EPC services for the City of Lakeland and Lakeland Electric on this newly-constructed 69kV ring bus/12kV bus distribution substation. This new substation will provide reliability to the growing population and businesses in Lakeland.

To achieve overall reliability by constructing Hamilton Substation in this area, several scope packages, such as substation, civil, structural, electrical and protection and control, are currently being designed, along with additional, permitting, procurement and construction services. A new power transformer was purchased by the City; Burns & McDonnell is

Addendum 1 - APPENDIX B - MINIMUM QUALIFICATIONS FORM  
1411544446 Substation and Transmission Project Management Services

providing high-side, low-side breakers and switches, prefabricated control housing, all structural steel, cables, connectors and other electrical components.

**Budgetary Goals.** We presented an “Open Book” method to this project, which allows us to share all itemized pricing with Lakeland. Through consistent transparency and communication, our integrated team continuously works together to maintain the client’s overall budget. Furthermore, we addressed Lakeland’s emergent need of expending funds within their fiscal year by accelerating the construction schedule. This required coordination with the subcontractor, amending several design packages and adjusting the procurement schedule. By taking immediate action, our team was able to mobilize two months earlier than originally scheduled, which is meeting the client’s needs.

City representatives and Lakeland Electric work closely with the Burns & McDonnell team by providing comprehensive design reviews based on the team’s 30% Issued-for-Approval design packages and eventually, the Issued-for-Construction package. With this level of client involvement, design decisions are immediately made, which affords the project to run seamlessly.

**Scheduling.** As can be expected with complex projects, several issues (some anticipated by the team) materialized when planning, designing, engineering and constructing this project. One issue that became a welcomed opportunity was the re-design of the substation. In early 2023, the adjacent residential land to the site was sold and will be used for a distribution center, which allowed the substation to be “rotated” 180 degrees from the original design — a much more ideal layout for better accessibility and overall reliability. During the 60% design review, Burns & McDonnell successfully managed an approval through the City’s permitting department to accommodate the new layout with no interruption to the schedule.

The original schedule required an eight-month project duration. Due to the client extending the bidding process, the delivery time for long-lead items would be extended as well. Burns & McDonnell suggested to the client that we utilize their existing stock to stay on schedule and replace the stock as ordered equipment and components arrived. In order to make this change, our design team adjusted our designs to the support the client’s inventory to accommodate this supply chain issue.

**Quality Control Objectives.** Our quality process started upon award, by addressing all potential and unforeseen issues as previously discussed. Furthermore, we applied our six-step, effective Quality Control and Assurance process throughout every stage of the project, as well as working closely and communicating weekly and spontaneously with OUC representatives on schedule progress and any unforeseen issues. Getting ahead of the schedule not only meant better organization but minimized delays in the schedule, thus maintaining the set budget. We offered our design to the client for their review giving them a week to review it thoroughly. This affords the client to performance a comprehensive review at a lengthier time.

**Subcontractor Relationships.** The Burns & McDonnell team utilized Elite of Ocala, a general contractor we have worked with on previous transmission and distribution design-build projects. Elite and its affiliates provide civil, foundation, steel and electrical work during the construction phase of the project. Our collaborative team consistently works together to maintain project schedule, as well as address any unforeseen issues.

We also hold close relationships with our manufacturers. For example, our design required a 25-foot-long, galvanized steel beam to be placed to support bus components and overall structure. During required material inspection procedures, our team noticed damage to the beam and immediately contacted the manufacturer to repair the beam. With a long-standing vendor relationship, the manufacturing representative suggested to replace the beam with a new one, which would support the project schedule.

**SERVICES**


- ✓ Multi-discipline engineering, procurement, permitting, construction and project management of this 69kV ring bus/12kV bus distribution substation

**KEY ATTRIBUTES**

- ✓ Highly-involved subcontracting partners
- ✓ Provided immediate problem-solving tactics throughout project duration
- ✓ Maintained budgetary requirements through innovative measures
- ✓ Apply six-step quality program through every stage of the project

**SOFTWARE USED**

- ✓ Microsoft CADD, CDEGS, WinlGS and Primavera P6

  
Esteban Martinez  
EPC Project Manager



**Project Concerns and Immediate Solutions.**

**Potential Encroachment Issue.** The civil/site engineer hired by client representatives did not account for the new turning lane on the newly-expanded main road in the initial permitting package. Our design team picked up on this issue early in the design process and determined that the new sewer and water connection would be located too close to the road. To resolve this issue, our team suggested to jack and bore a longer and deeper pipe to avoid any potential conflicts in this area.

**Anticipated Safety Issue.** During constructability reviews, our team noticed that the dry pond between the energizing equipment would potentially lead to a safety issue during required maintenance procedures. We suggested to Lakeland to place a non-conductive fence between the pond and equipment to avoid potential electrocution of their maintenance staff.



## Award #3 Supporting Documents Regular Agenda 07/18/24

Appendix B – Proposal Forms  
1411544446 Substation and Transmission Project Management Services

### Appendix B Proposal Form

#### COMPANY INFORMATION:

COMPANY NAME: Burns & McDonnell Engineering Company, Inc.

BUSINESS ADDRESS: 2301 Maitland Center Parkway, Suite 400

CITY, STATE, ZIP CODE: Maitland, FL 32751

TELEPHONE: 321.401.6125

EMAIL OF CONTACT: rmahale@burnsmcd.com

☒ I have read and understood the Sunshine Law/Public Records clauses contained within this solicitation. I understand that in the absence of a redacted copy my proposal will be disclosed to the public “as-is”.

**The Company shall submit one electronic copy of the signed proposal documents on the sourcing platform, prior to the Bid Due Date and Time.**

#### Company's Certification

By submitting this Proposal, the Company certifies that the Company has read and reviewed all of the documents pertaining to this RFP and agrees to abide by the terms and conditions set forth therein, that the person signing below is an authorized representative of the Company, that the Company is legally authorized to do business in the State of Florida, and that the Company maintains in active status an appropriate license for the work.

The Company certifies, under penalty of perjury, that it holds all licenses, permits, certifications, insurances, bonds and other credentials required by law, Contract or practice to perform the Work. The Company also certifies that, upon the prospect of any change in the status of applicable licenses, permits, certifications, insurances, bonds or other credentials, the Company shall immediately notify JEA of status change.

We have received addenda 1 through 2.



Signature of Authorize Officer of Firm or Agent

February 26, 2024  
Date

Richard D. Mahaley, PE / Senior Vice President & Executive Sponsor  
Printed Name & Title

321.401.6125  
Phone Number

## Award #3 Supporting Documents Regular Agenda 07/18/24

Appendix B – Proposal Forms  
1411544446 Substation and Transmission Project Management Services

### LIST OF SUBCONTRACTORS

JEA Solicitation Number 1411544446 requires certain major Subcontractors be listed on this form, unless the work will be self-performed by the Company.

The undersigned understands that failure to submit the required Subcontractor information on this form will result in bid rejection, and the Company agrees to employ the Subcontractors specified below: (Use additional sheets as necessary)

Note: This list of Subcontractors shall not be modified subsequent to bid opening, without a showing of good cause and the written consent of JEA.

Type of Work	Corporate Name of Subcontractor	Subcontractor Primary Contact Person & Telephone Number	Subcontractor's License Number (if applicable)	Percentage of Work or Dollar Amount
--------------	---------------------------------	---	--	-------------------------------------

Estimating and project management services

TRC Energy Engineering, LLC

Theron Colbert, PE, CxA  
904.576.0112

N/A

5-10%

Signed: \_\_\_\_\_



Company: Burns & McDonnell Engineering Company, Inc.

Address: 2301 Maitland Center Parkway, Suite 400, Maitland, FL 32751

Date: February 26, 2024

## Award #3 Supporting Documents Regular Agenda 07/18/24

## Appendix B – Proposal Forms

1411544446 Substation and Transmission Project Management Services

## LIST OF JSEB SUBCONTRACTORS

The following JSEB Subcontractors will be utilized in fulfilling the terms and conditions of a Project Authorization arising from award of JEA -1411544446. I (We) the undersigned understand that failure to submit said information will result in bid rejection. I (We) will employ the JSEB Subcontractors specified below: (Use additional sheets as necessary)

Class of Work (Category) Dollar Amount	Name of JSEB Contractor (Indicate below)	Percentage of Total Job or
Estimating and project management services	TRC Energy Engineering, LLC	5-10%

**Signed:**

T. J. D. H. H. H.

**Company:** Burns & McDonnell Engineering Company, Inc.

**Address:** 2301 Maitland Center Parkway, Suite 400, Maitland, FL 32751

**Date:** February 26, 2024

Note: This list shall not be modified subsequent to bid opening without a showing of good cause and the written consent of the JEA.



JEA

# Substation and Transmission Project Management Services

SOLICITATION NO. 1411544446



February 26, 2024

Dan Kruck  
JEA  
21 W. Church Street  
Jacksonville, Florida 32202

Subject: **JEA – Project Management Services**  
**Solicitation Number: 1411544446**

Dear Dan Kruck:

JEA is executing an on-call contract to address an increase in Substation and Transmission Project Management needs throughout the utility organization. Leidos Engineering, LLC (Leidos) is an optimal provider for these services for the following reasons:

- **Knowledge of JEA.** Leidos is an active supplier to JEA for Substation and Transmission Engineering services, providing a deep understanding of JEA's electrical grid, the nature of the projects under execution, and project risks inherent and specific to JEA's workload. In addition to our successful and long partnership with JEA, Leidos has supported utilities similar to JEA including a long list of Florida municipal, cooperative, and investor-owned utilities for more than 54 years. Based on our understanding of JEA's needs and our experience on similar projects listed in Minimum Qualifications and Company Experience sections of this submittal, Leidos can successfully meet JEA's needs.
- **Organizational Support.** Leidos is a full-service engineering firm with broad experience, an understanding of industry best practices, and trusted project management capabilities. Our dedicated power delivery project management office (PMO) comprises over 100 professionals. Our PMO offers a wealth of experience derived from executing thousands of projects for over 200 utility customers. We understand the skills, traits, and experience needed to be an effective project manager for a utility.
- **Relevant Experience.** Our portfolio includes project management services for hundreds of electric utilities including Duke Energy, Eversource Energy, National Grid, Hawaiian Electric Company, Seattle City Light and Bonneville Power Administration, where we currently provide project management services and other support services throughout full design and construction project lifecycles, from initiation to closeout. Our power delivery project management team manages a portfolio of projects exceeding \$200 million per year. Leidos will be an experienced partner in providing project management services for SCL.

#### LEIDOS QUICK FACTS

- Established in 1969
- #4 Top Design Firms, Transmission and Distribution (*Engineering News-Record* [ENR]), 2023
- #17 Top Design Firms (ENR), 2023
- #11 Top 20 Design Firms by Sector, Power (ENR), 2022
- Power delivery engineering up to 500 kV
- 2,000+ energy professionals
- 20+ office locations supporting engineering solutions
- Awarded National Safety Council's "Occupational Excellence Achievement" for 2023
- Corporate Responsibility Supplier of the Year, Duke Energy, 2022



Dan Kruck

February 26, 2024

Page 2

Leidos is situated to provide Project Management services tailored to JEA's specific project requirements, whether those require Senior Project Managers with deep industry experience through Associate Project Managers as a lower cost solution for programmatic work. Additionally, Leidos is capable of expanding upon project execution teams with auxiliary services including Project Scheduling, Project Financial and Data Analysts, Construction Management and more.

## Conclusion


In our proposal, we have provided representative Transmission and Substation projects of vast diversity, illustrating the capacity of our team. Further, we have provided four representative resumes of Senior Project Management staff currently executing Project Management services for Leidos' client base that reflect the type of resource that could be provided under a future JEA contract. Leidos prides itself and its workforce on attracting personnel tailored to our client's specific needs, which would be our intention under this contract.

Leidos Engineering proposes to execute this work under the terms and conditions included in our existing Master Service Agreement contract 11152; however it is assumed that a standalone time and material rate sheet will be negotiated prior to the execution of any new Project Management Services agreement.


We appreciate the opportunity to provide this proposal to support JEA's Substation and Transmission Project Management Service needs. If you would like additional information or should you have questions, please feel free to contact our account manager Rob Jennings at (813) 777-8198 or [Robert.L.Jennings@leidos.com](mailto:Robert.L.Jennings@leidos.com).

Sincerely,

**Leidos Engineering, LLC**



Zachary Cheek  
Senior Contracts Manager



Rob Jennings  
Account Manager

# Table of Contents

Letter of Transmittal

## SECTION

Professional Staff Experience

1

Staff Resumes

Company Experience

2

*Proposal Forms have been separately submitted via Zycus.*

## SECTION 1

# PROFESSIONAL STAFF EXPERIENCE

## Team Members

Before making any staffing decisions for emergent work, our focus is on the scope of the task at hand. Our entire resource management team is dedicated to understanding client and project needs before taking action on finding resources. We can quickly identify resources that have the right skillset to get placed into the right JEA projects. We firmly believe in the power of our people. Our success is driven by our ability to identify, recruit, and retain the top performers in project management. To that end we are providing resumes for four individuals with qualified project management experience in the utility engineering and design space.

Resumes for the proposed individuals for Project Manager 1, Project Manager 2, Project Manager 3, and Project Manager 4 are provided immediately following this section. These resumes contain information regarding titles, years of experience, years of service with Leidos, applicable professional registrations and certifications, education, and relevant work experience. These four resumes are representative resumes of senior project management staff currently executing project management services for Leidos' client base that reflect the type of resource that could be provided under a future JEA contract. Leidos prides itself and its workforce on attracting personnel tailored to our client's specific needs, which would be our intention under this contract.

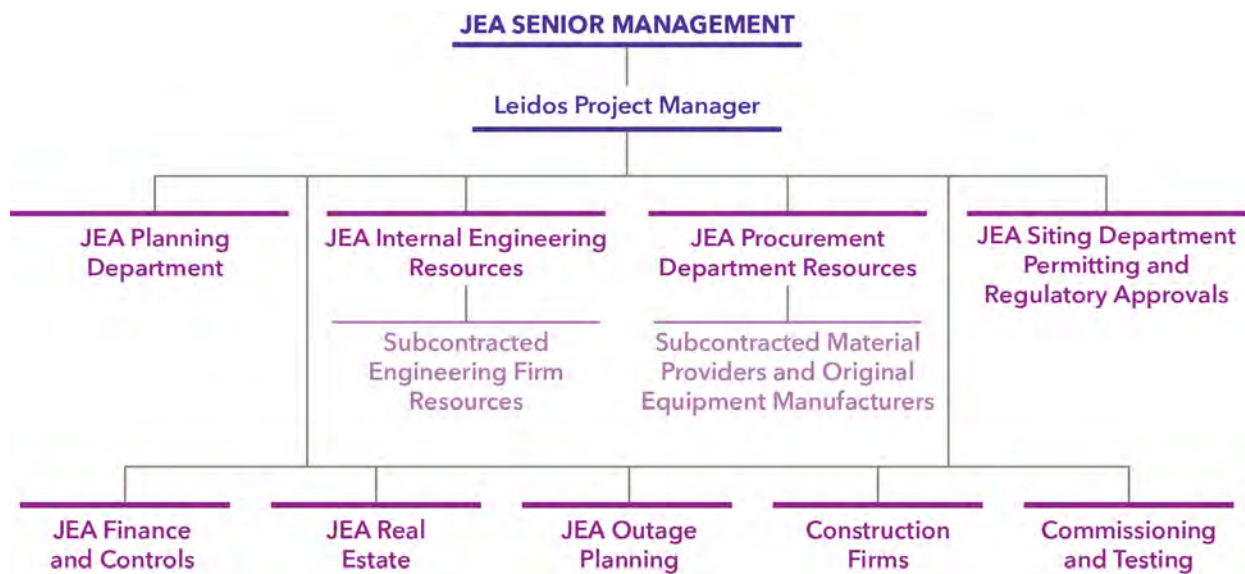
## Organizational Chart

Leidos' Power Delivery Solutions organization consists of multiple sections and is organized around subject matter expertise. Individual engineering sections include transmission (overhead and underground), substation (physical design and protection and control), relay settings and automation, distribution engineering, and system planning (transmission and distribution). Leidos' Project Management Office (PMO) has been developed for multiple functions, including to oversee and manage those internal design projects our engineering sections perform on behalf of our clients.

As shown in **Figure 1**, the PMO also includes a group dedicated to engineer-procure-construction (EPC) projects, and an external consulting organization (Strategic Project Consulting) – in which resides all project management support functions provided to our client base as an extension of their own. It is within this PMO that the proposed individuals reside.

**Figure 1. Leidos Project Management Office Responsibilities**

Leidos does not have a one size fits all approach to managing projects; rather we take into account client and stakeholder organizational structures for any assigned project. Therefore, for future JEA projects, the organization will potentially look different based on the scope and scale of the project. **Figure 2** provides a representative project execution team reflecting the construction of a typical JEA project. This can be augmented with additional associate project managers, controllers and schedulers if necessitated by the scope of the project. The project manager is the main point of contact to JEA for the project and will work with engineering and technical leads for the work. The project manager also works with quality assurance/quality control reviewers to provide accurate and quality deliverables. Our project managers are also supported by resources in the PMO should the project require.

**Figure 2. Sample JEA Project Organizational Chart**

SECTION 1

# STAFF RESUMES

# JOSHUA CREELMAN, PMP

## SENIOR PROJECT/PROGRAM MANAGER 1

---

Joshua Creelman serves as a Director and Senior Project Manager within Leidos' Project Management office. Mr. Creelman is a mechanical engineer with 18 years of experience in the power industry and 13 years of direct project management experience; five years of which has been with Leidos Engineering. He has been the project lead on a variety of projects throughout their entire lifecycle including several large-scale generation, transmission, and substation programs. Typical project responsibilities include scope, budget and schedule management, development of scope, project scheduling, project estimating, value engineering, permit acquisition, outage planning, creation of drawing packages, procurement of materials, preparation and evaluation of construction bid documents, constructability assessment, construction management, and project closeout.

### EDUCATION

- M.B.A. Finance, University of Massachusetts – Isenberg School of Management
- B.S. in Mechanical Engineering, University of Massachusetts – Dartmouth

### REGISTRATIONS/CERTIFICATIONS

- Project Management Professional (PMP), Project Management Institute

### YEARS WITH LEIDOS

- 5 years

### PROJECT EXPERIENCE

Solar Farm Interconnection / Greenfield Substation Project – National Grid. Project

Manager. Leidos performed the complete design of a greenfield substation interconnection to the Iron Mine Hill Solar Farm Generation Facility. This project consisted of 115 kV ring bus with two lines and one transformer to a 34.5 kV yard. The 34.5 kV yard was a breaker-and-a-half setup with one interconnect to the solar farm with provisions for future expansion.

Northeast Power Coordinating Council, Inc. (NPCC) Directory #1 Program – 10 Stations, Massachusetts – National Grid. Project Manager. Mr. Creelman is responsible for the project's execution, delivery, and quality, which Leidos implemented Independent System Operator-New England's requirements for protection upgrades at Bulk Power System (BPS) stations.

Relay Replacement Project – Eversource Energy. Project Manager. Leidos performed several large obsolete relay replacement programs, which included Protection and Controls design, Substation Physical installations and Relay Settings packages. Mr. Creelman was responsible for the project's execution, delivery, quality, and business outcomes. He oversaw the engineering associated with the replacement of obsolete relays and upgrades to BPS NPCC Directory #1 protection schemes. In total, the program impacted 12 substations with comprehensive relay replacement.

PowerBase Data Migration Project – Eversource Energy. Project Manager. Mr. Creelman is responsible for the project's execution, delivery, and quality, which Leidos prepared and migrated Eversource Energy's relay and recloser settings



to a new PowerBase platform throughout the client's system.

## EXPERIENCE PRIOR TO LEIDOS

### NERC CIP 14 Infrastructure Security Projects – Eversource Energy. Project Manager.

Mr. Creelman was responsible for the aspects of the NERC mandated project performance including design, quality, schedule management, and budget adherence. His responsibilities included overseeing the development of technical specifications for multiple work scopes including, but not limited to, ballistic paneling, perimeter fencing, civil engineering services, project siting, construction, and outage permitting.

### Double-Circuit Tower Separation Project – Eversource Energy. Project Manager.

Mr. Creelman was responsible for the aspects of project performance including design, quality, schedule management, and budget adherence. His responsibilities included preliminary engineering, final engineering, scheduling, and construction/outage planning. This project's objective was to eliminate the overloads on 13 different lines and autotransformers that resulted from a 345 kV double-circuit tower contingency. The project scope entailed the construction of approximately 52 new tubular steel poles (approximately nine miles) within the existing right-of-way and transfer of one of the 345 kV lines onto the new structures and removing the corresponding arms from the existing double-circuit lattice towers.

**Substation Interconnection Project – Eversource Energy.** Project Manager. Mr. Creelman was responsible for the aspects of project performance including final engineering, vendor coordination, material procurement, estimating, and construction support for the project. The project scope consisted of adding a fourth bay to the breaker-and-a-half arrangement at the key substation. The new fourth bay consisted of three 115 kV, 63 kA circuit breakers, six 3,000 A

breaker isolation disconnect switches, two 3,000 A line end disconnect switches with integrated ground switch accessory, and two sets of line capacitance coupled voltage transformers. Two new revenue metering installations for the 115 kV line were also required. Existing 40 kA circuit breakers were replaced because of increased fault duty.

### Substation Capacitor Bank Addition Projects – Eversource Energy. Project Manager.

Mr. Creelman was responsible for the aspects of project performance including final engineering, vendor coordination, material procurement, estimating, and construction support for the project. The project scope consisted of adding a capacitor bank at each of the subject stations including 11 kV circuit breakers, circuit switchers, and disconnect switches.

### Mai Laio Refinery Gas Conversion Project, Taiwan – Formosa Petrochemical Industries.

Project Manager/Lead Engineer. The objective of this project was to convert an existing circulating fluidized bed boiler into a boiler, which would utilize refinery byproduct gas and methane as principal fuels sources. The project scope included the equipment necessary for the conversion of an atmospheric pressure fluidized-bed boiler to run on refinery byproduct gas and natural gas at full load. Mr. Creelman held principal responsibility for technical aspects of the project. The scope of supply included 10 new gas lance burners. A main gas control skid and a separate air control skid were engineered and built. These components would allow for the control and regulation of input fuel and air to maintain appropriate operational characteristics.

## MICHAEL FAUNCE, P.E.

### SENIOR PROJECT MANAGER 2

---

Michael Faunce is a senior project manager for Leidos and has more than 25 years in the electric utility industry, including Project Initiation-Planning-Execution and Close Out.

With a wealth of experience in vendor selection and oversight of multi-million-dollar projects in mission-critical environments, Mr. Faunce possesses a strong background in hiring personnel and ensuring project success. His engineering expertise encompasses reviewing process design, verifying installations, and revising drawings. He excels in the strategic development of integrated electro-mechanical equipment, with a keen focus on component testing and diagnostic evaluation. Possessing extensive knowledge of substation components and system processes, he brings proficiency in relays, breakers, transformers, and associated systems. His skill set includes contractor management, conflict resolution, and project scope definition. Mr. Faunce is proficient in Primavera P6 scheduling, proposal development, and budgeting, he emphasizes resource planning and crew supervision. He has a proven track record in conducting coordination meetings, root cause analysis, and life cycle assessments, ensuring optimal performance in mission-critical facilities.

#### EDUCATION

- B.S. in Mechanical Engineering, Virginia Military Institute

#### REGISTRATIONS/CERTIFICATIONS

- Professional Engineer: MA

#### YEARS WITH LEIDOS

- 2 years

#### PROJECT EXPERIENCE

**345 kV Substation Autotransformer Replacement – Eversource Energy.** Project Manager. As the project manager for the confidential substation Autotransformer Replacement, Mr. Faunce played a crucial role in making sure of the project's success. Since the approval in March 2020, his responsibilities included meticulous planning and coordination to meet the estimated in-service date of May 2023. With the existing Autotransformer at the substation having been in service for 45 years, the project aimed to replace it with a new three-leg core form autotransformer while retaining the old one as a spare. Additionally, the project involved upgrading from electromechanical relays to microprocessor-based relays for enhanced efficiency. Mr. Faunce oversaw the replacement process, relocation of spare equipment, and installation of new infrastructure, aimed at optimizing operations and making sure of reliability in the regional area.

**115 kV Substation Switchgear Replacement – Eversource Energy.** Project Manager. As the project manager for this confidential 115 kV substation #514T upgrade, Mr. Faunce shouldered the responsibility of addressing critical issues stemming from aging infrastructure. Built in 1987 to support the expansion of the 345 kV system into downtown Boston, the station faced numerous challenges due to deteriorating gas insulated switchgear components. His tasks involved overseeing the replacement of the outdated 115 kV switchgear with modern gas insulated equipment to mitigate frequent outages and maintenance issues. With manufacturers no longer supporting replacement parts, Mr. Faunce navigated the challenge of sourcing components from local job shops,

making sure there of minimal downtime and maintaining the reliability of the transmission system supplying downtown Boston. His role encompassed strategic planning, coordination with stakeholders, and implementation of solutions to enhance system reliability and reduce operating costs.

**345 kV Substation Switchgear Replacement – Eversource Energy.** Project Manager. As the project manager for this confidential substation upgrade, Mr. Faunce's role was pivotal in making sure of compliance with NPCC Directory #4 requirements for BPS substations. He was tasked with upgrading both the 115 kV and 345 kV portions of the station, he coordinated efforts to achieve fully redundant and independent protection systems with electrical and physical separation. This involved extending the control house and installing separate control and protection equipment for each voltage level. Additionally, he oversaw the implementation of two independent direct current supplies, physically separated precast trench and conduit systems, and two high-speed protection systems. The upgrades from electromechanical to microprocessor relays were carried out, along with asset condition upgrades such as replacing faulty equipment and insulators. His responsibilities included project planning, coordination of construction activities, and making sure there was seamless integration of new systems with existing infrastructure.

## EXPERIENCE PRIOR TO LEIDOS

**345 kV Switchyard Catch-Basin Replacement, Vermont – Vermont Yankee Nuclear Power Station (NPS).** Senior Project Manager. Mr. Faunce oversaw construction of catch-basins, underground piping and containment filtration systems of 345 kV switchyard. He worked on the project lifecycle management in generating initial scope, work package preparation, identified risks and schedule generation (Primavera) with work breakdown

structures. He also monitored fieldwork through completion and design change closeout. The \$450,000 project was completed on schedule and over \$18,000 under budget.

### **Condensate Storage Tank (CST) Relining Project, Massachusetts – Pilgrim Station.**

Senior Project Manager. Mr. Faunce identified degradation of tank linings with the Operations department and developed project scope for relining both CST's. He worked with planning and scheduling in developing level 3 Primavera schedule, along with developing procedures/work packages while providing vendor oversight. He supervised onsite fieldwork and commissioning while reporting to senior management on budget and work status. He performed projects with station on-line, saving over \$175,000 in additional vendor costs if performed during a station refueling outage.

### **Fluid Systems Engineering, Vermont – Vermont Yankee NPS.**

Senior Project Manager. Mr. Faunce was responsible for the development of System/Component evaluations at several sites which were required for support of NRC Generic Letter 89-10 resolution. He determined limiting conditions of differential pressure, line pressures, flow rates, and temperatures under which motor operated valves would be required to operate. These analyses were used for the development of field test acceptance criteria used to reset valve control switches. This experience required coordination with plant Operations, Maintenance and Instrumentation and Controls departments as well as extensive knowledge regarding plant design basis, operation, pump performance, system operation and fluid dynamics.

### **Electric Auxiliary Feedwater Pump Installation, Connecticut – CY NPS.**

Senior Project Manager. Mr. Faunce authored procurement and installation specifications for electric auxiliary feedwater pump to be used for system hydro testing.

## PAUL MACHADO, P.ENG.

SENIOR PROJECT MANAGER 3

---

Paul Machado has 25 years in the electric utility industry. Mr. Machado is an accomplished professional with comprehensive experience in providing strategic direction and oversight for complex engineering activities, production operations, strategic initiatives, and projects. He demonstrated expertise in the utility electrical distribution and automotive manufacturing sectors. He has proven success in delivering scalable and cost-effective solutions in line with the company's overall objectives, mission, and vision. He is an expert at analyzing and refining new and existing processes to improve synergies, organizational effectiveness, and business expansion.

Mr. Machado is a dedicated professional with proven adeptness in recruiting, training, and developing staff members. He manages three staff augmentation resources on substation relay settings. He is skilled in creating a collaborative culture that values individual skills and inspires confidence in employees to deliver exceptional results. Mr. Machado has been providing project oversight for the distribution south for almost two years. He is organized and a detail-oriented expert with strong evaluative, analytical, and logical reasoning skills; ability to think out-of-the-box, multi-task, and prioritize a broad range of responsibilities. He has a stellar record of maintaining quality, as well as supporting compliance with organizational practices, regulatory protocols, and customer requirements.

### EDUCATION

- B.S. in Chemical Engineering, University of Waterloo

### REGISTRATIONS/CERTIFICATIONS

- Professional Engineer: Ontario Association of Energy Engineers

### YEARS WITH LEIDOS

- 2 years

### PROJECT EXPERIENCE

**Storm Protection Program, Florida – Tampa Electric Company (TECO).** Senior Project Manager. Mr. Machado supported the execution of the 51-mile undergrounding project through the development and monitoring of key performance indicators including project timing, forecasting, and budgeting. Custom internal and external project reporting and timelines were established for the purpose of making sure there was accurate and updated project execution data at the daily level. Mr. Machado worked closely with engineering departments, third-party real estate and permit acquisition contractors, and construction contractors. The project has a value estimated at \$3 million in engineering costs and \$18 million in construction costs for FY2022. Mr. Machado led the implementation of a systematic enhancement in project communications related to interacting not only with the customer, but with third-party real estate and construction contractors. Communication improvements with appropriate stakeholders were achieved through the institution of regular meetings to discuss and clearly identified agendas, objectives, and meeting minute distribution.

Mr. Machado successfully provided the project execution team with project and engineering support including strategic direction related to the implementation and development of best

practices and reliable business systems, to meet customer expectations in balance with Leidos objectives for a successfully delivered project.

## EXPERIENCE PRIOR TO LEIDOS

**Wasaga Distribution, Canada.** Senior Manager of Engineering. Mr. Machado oversaw end-to-end engineering activities including daily operations, capital cost estimates, budgets, account representative meetings, regional planning process, and strategic relationships with Hydro One and the Independent Electricity System Operator. He was the liaison negotiating with outside parties to support appropriate and orderly operation and expansion of the distribution system. He led the preparation and approval of complex design plans and specifications for the construction and repair of overhead (OH) and underground (UG) electric power distribution systems.

Mr. Machado spearheaded the engineering team while planning, scheduling, and delegating workload based on priority for timely execution of tasks and duties. He managed utility construction and departmental projects including key contracts, schedules, and quality. He handled employee performance, discipline, explanation of work procedures, and problem resolution. He defined service requirements with customers and municipal officials while supporting compliance with appropriate engineering standards, distribution system codes, company policies, health and safety regulations, Electrical Safety Authority (ESA) and Canadian Standards Association (CSA) standards, and Ontario Regulation 22/04. He drove a 200 percent efficiency improvement of the engineering department through revamped processes, procedures, and job aids.

Mr. Machado provided oversight for engineering design, estimation, layout, and construction of distribution plant following customer demand and budget, as well as company policies and regulations. Mr. Machado maximized the useful economic life of company distribution assets

without compromising employee and public safety through the development and implementation of an asset management program. He secured additional cost recovery through a comprehensive cost analysis and the development of a new cost structure. He developed and delivered engineering plans, forecasts, and works programs to allow for smooth running of distribution systems to meet the Town's present and projected electricity demands in an economic, efficient, and reliable manner.

**Entegrus Powerlines, Inc., Canada.** Senior Manager of Engineering. Mr. Machado led a cross-functional team of 14 including seven engineering technologists, two project planners, two distribution engineers, one engineering student, and two electrical technicians. He managed employee performance, issues, leave approvals, workload delegation, training, and discipline. He consolidated teams and established a collaborative environment to drive synergies. He also integrated business systems into a cohesive system to drive efficiencies and effectiveness, as well as timely execution of workorders. He applied a remote work management strategy to demonstrate remote work capability and efficiency to the executive resulting in a permanent hybrid Work from Home organizational policy. He received a promotion and was selected to manage the entire service territory with about 70,000 customers.

**Entegrus Powerlines, Inc., Canada.** Manager of Engineering. Mr. Machado monitored and managed day-to-day operations of the engineering department including the development of design plans, specifications, and materials requisitions for the construction and repair of OH and UG electric power distribution and streetlight systems. He spearheaded nine subordinate staff members including four engineering technologists, one project planner, one distribution engineer, one engineering student, and two electrical technicians.



## JOANNE TESIK, PMP

### SENIOR PROJECT MANAGER 4

---

Joanne Tesik serves as a Senior Project Manager within Leidos' Project Management office leading a team that manages Leidos' Engineering services for substation projects in the Southeastern United States. Ms. Tesik is an electrical engineer with 27 years of experience in the power industry and 10 years of direct project management experience; one year of which has been with Leidos. She has proven success leading cross-functional teams to prioritize, design, permit, construct and energize electric utility infrastructure.

#### EDUCATION

- MBA in Finance, George Washington University
- B.S. in Electrical Engineering, Manhattan College

#### REGISTRATIONS/CERTIFICATIONS

- Project Management Professional (PMP), Project Management Institute

#### YEARS WITH LEIDOS

- 1 year

#### PROJECT EXPERIENCE

**Substation Projects – Confidential Client.** Lead Project Manager. Ms. Tesik leads a team of project managers focused on project execution, schedule KPIs, financial controls, quality, risk mitigation and effective communication. The team is primarily accountable for substation physical, protection and control, settings, and SCADA projects.

**Nuclear Station 230 kV and 525 kV Switchyard Breaker Replacements – Confidential Client.**

Lead Project Manager. Ms. Tesik is leading a team of engineers generating a phased plan and designs to replace all the switchyard circuit breakers, circuit switchers as needed, add limiting reactors, evaluate associated structures and foundations, add new control enclosures, trenching, grounding, and station service load centers.

**Scoping Projects – Confidential Client.** Project Manager. Ms. Tesik has managed a program of project scoping including capacitor coupled voltage transformer replacements at various substations and site-specific scope development for green field retail substation projects.

**Substation Security Systems – Confidential Client.** Project Manager. Ms. Tesik has managed a program of engineering designs to accommodate installation of physical security systems in critical infrastructure substations.

#### EXPERIENCE PRIOR TO LEIDOS

**LaBella Associates, North Carolina.** Senior Project Manager. Ms. Tesik managed detailed engineering projects with complicated dependencies, multiple phases, and regulatory significance from initiation through construction support and closeout for utility clients. She planned projects for clients, met budget and scheduled deliverables. Ms. Tesik initiated and maintained client relationships. She coordinated bid proposals with marketing team members. She managed and controlled the project work in progress and its relationship to the contracted scope. Ms. Tesik processed monthly client invoicing and hired and mentored project team members.

**Orange and Rockland Utilities, Inc., New York.**



Project Manager. Ms. Tesik managed multiple transmission, substation, and distribution projects simultaneously, each with a budget from \$10 million to \$30 million. She led teams from initiation to closeout to achieve scope on time and within budget. She managed project knowledge areas including risk management and stakeholder engagement.

Ms. Tesik created, executed, and maintained project plans and documentation in collaboration with team members and clients. She guided company employees to adopt project management processes and mentored junior project management personnel. She reviewed and guided contracts with major customers for new installations. She procured contractors and equipment (bid, awarded and managed contracts) with the assistance of supply chain. Ms. Tesik directed company and contractor construction management personnel. She assured adherence to the OSHA and company safety requirements and to federal, state, and local regulations including environmental. She communicated regularly with technical and non-technical stakeholders: company executives, team members, operations staff, public affairs, customers, consultants, contractors, and governmental agencies.

Senior Engineer. Ms. Tesik designed electrical substations - greenfield, upgrades and expansions. She managed budgets and schedules. She coordinated all aspects from inception through construction including customer relations, permitting, procurement, company and contractor activities, outage planning and transfer of facilities to operations.

During storm restoration events, Ms. Tesik supervised non-company distribution line crews and managed damage assessment activities. She was authorized to take transmission and distribution clearance and qualified for substation access.

Potomac Electric Power Company, District of Columbia. Systems Engineer III, Control Center. Ms. Tesik provided technical support to the Electric System Operators (e.g., power system modelling, risk management). She managed the Energy Management System database and supervised the Data Technicians. Ms. Tesik created a SQL Management System for the Load Shed Plan to analyze data, automate input and report. She reported critical events to executives and government agencies including the Federal Emergency Management Agency.

New York Power Authority, Indian Point 3 Nuclear Station, New York. Instrumentation and Controls Engineering. Ms. Tesik updated plant instrumentation and calibration procedures.

## SECTION 2

# COMPANY EXPERIENCE

## Project 1: 230 kV Massachusetts–Denny Underground Transmission Line – Seattle City Light (SCL)

### Project Overview

Leidos has established itself as a trusted partner to Seattle City Light (SCL), offering a range of project management and engineering services under various on-call contracts. These services have encompassed utility project management, engineering design, and staff augmentation. Noteworthy among these endeavors are the 230 kV Massachusetts Substation to Denny Substation Transmission Line, the 230 kV Massachusetts Substation to Denny Substation Underground Transmission Routing, and the Elliott Bay Seawall Project Electrical Design.

### PROJECT SNAPSHOT

<b>Location</b>	Seattle, Washington
<b>Period of Performance</b>	<ul style="list-style-type: none"> <li>2012 – June 2022</li> </ul>
<b>Project Capital Cost</b>	<ul style="list-style-type: none"> <li>\$605,105 (Leidos fee)</li> <li>\$474,250 (Leidos fee)</li> <li>\$811,560 (Leidos fee)</li> </ul>
<b>Application to JEA Scope</b>	<ul style="list-style-type: none"> <li>Transmission Line Projects</li> </ul>
<b>Client Contact</b>	<ul style="list-style-type: none"> <li>Patrick Donohue, Senior Capital Projects Coordinator (retired)</li> <li>206.402.1662</li> <li><a href="mailto:patrick.donohue@seattle.gov">patrick.donohue@seattle.gov</a></li> </ul>
<b>Proposed Team Members Who Worked in Key Roles</b>	N/A

### Project Management Services for 230 kV Massachusetts Substation to Denny Substation Transmission Line

Leidos took charge of technical engineering and project management services for the proposed hybrid transmission line linking the Denny Substation to the Massachusetts Substation through downtown Seattle. This three-mile line transitioned from underground to overhead construction, with prior study work conducted in 2016 advancing the route selection to a 30 percent design level. Responsibilities included permit-level design, impact evaluation, and route modification. The Senior Project Manager (Sr. PM) spearheaded project initiation, coordination, scheduling, risk management, and stakeholder engagement. Additionally, the Sr. PM supervised subconsultants, managed project deliverables, and led public outreach efforts.

### 230 kV Massachusetts Substation to Denny Substation Underground Transmission Routing

Leidos executed a route selection study and 30 percent conceptual design for an underground transmission line in downtown Seattle. This project involved extensive review of existing city infrastructure, calculations for cable ampacity, and route optimization. Leidos collaborated with city authorities to finalize the transmission route and prepare the conceptual design. The Sr. PM played a central role in project coordination, schedule management, technical discussions, and liaison with engineering teams and permitting agencies.

### Elliott Bay Seawall Project Electrical Design:

Leidos contributed electrical design expertise to the Elliot Bay Seawall replacement project in collaboration with Parsons Transportation. The project involved intricate coordination with SCL network engineering, civil utilities, structural requirements, and customer interconnection points. The Sr. PM facilitated communication among diverse project stakeholders, confirming seamless integration of electrical design with civil infrastructure and customer needs.

### Project Management Approach

In delivering technical engineering and project management services for this transmission line project, Leidos exhibited a multifaceted approach aimed at confirming project success. The project commenced with comprehensive planning, evaluation, and strategizing with SCL stakeholders, drawing upon previous study work to inform route selection and design decisions. Leidos engineers leveraged their expertise to conduct thorough evaluations, assessing various options and routes to arrive at the most viable solution. This initial phase laid the groundwork for subsequent project activities, setting the stage for efficient project execution.

As the project progressed to the permit stage, Leidos assumed a proactive role in navigating regulatory requirements and stakeholder engagements. The Sr. PM played a central role in orchestrating project activities, overseeing team coordination, managing stakeholder relationships, and coordinating public outreach & engagement. Their leadership was instrumental in establishing project goals, defining permitting requirements, addressing technical challenges, and well representing SCL and the City of Seattle during critical public outreach.

Throughout the project lifecycle, Leidos remained committed to delivering quality outcomes while adhering to project budgetary and scheduling constraints. The Sr. PM played a critical role in monitoring project progress, identifying potential risks, and implementing mitigation strategies to safeguard project objectives. The proactive approach to risk management helped mitigate disruptions, confirming project continuity and timely delivery. Additionally, Leidos maintained a strong focus on quality control, conducting regular assessments to verify compliance with project specifications and regulatory standards.

### Carryover to JEA

The Sr. PM played a crucial role in ensuring project success by establishing frameworks, coordinating teams, managing schedules and budgets, and overseeing deliverables. Through effective project management, Leidos achieved project goals, delivered quality outcomes, and built collaborative partnerships. Leidos prioritized stakeholder engagement and public outreach, actively seeking feedback and fostering positive relationships. Led by the Sr. PM, Leidos organized public meetings, developed communication plans, and provided regular updates to stakeholders, enhancing community support. Regarding deliverables, Leidos maintained transparency and accountability by submitting timely documentation, including schedules, reports, minutes, and invoices. This meticulous record-keeping provided stakeholders with valuable insights into project progress, facilitating informed decision-making. Overall, Leidos' approach combined technical expertise with leadership and stakeholder engagement, resulting in the successful delivery of a high-quality project that met objectives and exceeded expectations.

## Project 2: Project Management Services for National Grid Projects – National Grid

### Project Overview

Since 2011, Leidos has served as a trusted partner to National Grid, providing essential power engineering services under a Master Service Agreement (MSA). In 2018, Leidos expanded its role to encompass staff augmentation project management services, overseeing multiple project teams comprised of subject matter experts, contractors, and third-party vendors. This collaboration resulted in the successful completion of over 20 distribution, substation, and

transmission projects for National Grid, marking a significant milestone in the partnership's evolution.

### PROJECT SNAPSHOT

<b>Location</b>	Providence, Rhode Island (regional area)
<b>Period of Performance</b>	October 2018 – June 2022
<b>Project Capital Cost</b>	\$1,418,000
<b>Application to JEA Scope</b>	<ul style="list-style-type: none"> <li>Specific scope related cross over</li> </ul>
<b>Client Contact</b>	<ul style="list-style-type: none"> <li>Nelson Antunes</li> <li>508.962.8025</li> <li><a href="mailto:nmantunes@rienergy.com">nmantunes@rienergy.com</a></li> </ul>
<b>Proposed Team Members Who Worked in Key Roles</b>	N/A

### Project Management Approach

Leidos project managers brought extensive expertise in project execution methodologies, including the Project Management Book of Knowledge (PMBOK), to their roles. Through dedicated training and mentorship provided by Leidos subject matter experts, project managers seamlessly integrated National Grid's proprietary playbook into their management practices. This approach enabled project managers to swiftly adapt to National Grid's internal procedures, policies, and systems, empowering them to operate efficiently and effectively from the outset of their engagements.

### Scope of Work

The scope of work expanded significantly as Leidos assumed a larger role in managing National Grid projects. In addition to traditional project management tasks, Leidos took on responsibilities such as strategic planning, risk management, and stakeholder engagement. This involved developing comprehensive project management plans that outlined project objectives, deliverables, timelines, and resource allocation. Leidos also played a key role in coordinating cross-functional teams, confirming alignment with project goals and objectives.

As part of the expanded scope, Leidos provided expertise in regulatory compliance and environmental sustainability, helping National Grid navigate complex regulatory requirements and minimize environmental impact. This involved conducting environmental assessments, obtaining necessary permits and approvals, and implementing mitigation measures to address potential environmental concerns.

### Construction Oversight and Compliance

With the growth in project scope, Leidos assumed a more active role in construction oversight and compliance. This included confirming that construction activities were carried out in accordance with industry standards, regulatory requirements, and National Grid's quality assurance protocols. Leidos project managers conducted regular site inspections to monitor progress, identify potential issues, and confirm adherence to project specifications.

In addition to traditional construction oversight tasks, Leidos played a key role in managing contractor relationships and resolving disputes or conflicts that arose during the construction process. This involved facilitating communication between National Grid, contractors, and other stakeholders to address concerns and confirm that project milestones were met.

Leidos also implemented robust quality control measures to confirm that construction activities met or exceeded established standards. This involved conducting regular quality inspections, reviewing workmanship and materials, and implementing corrective actions as needed to address deficiencies.

Overall, Leidos' expanded role in construction oversight and compliance played a critical role in confirming the successful execution of National Grid projects. By providing expertise in project management, regulatory compliance, and construction oversight, Leidos helped National Grid achieve its project objectives while minimizing risks and confirming compliance with regulatory requirements.

### Relationship Building and Industry Expertise

Over the five-year engagement period, Leidos project managers focused on cultivating strong relationships with National Grid staff, fostering a collaborative environment, and aligning with the utility's organizational culture. Leveraging their extensive industry knowledge, including insights from the PMBOK and experiences gained from working with other clients, Leidos project managers consistently offered innovative project management solutions tailored to National Grid's specific needs. This collaborative approach, combined with a track record of successful performance, solidified the partnership and contributed to its continuation until organizational changes prompted the conclusion of the engagement in 2022.

### Carryover to JEA

The role of Leidos project managers in providing Staff Augmentation Project Management Services for National Grid was instrumental in confirming the successful execution of over 20 projects spanning transmission, substation, and distribution construction work. By implementing effective project management practices, seamlessly integrating National Grid's procedures, and demonstrating unwavering dedication to client satisfaction, Leidos project managers upheld project objectives, delivered high-quality outcomes, and forged a lasting partnership with National Grid. Through their collaborative efforts, Leidos project managers played a vital role in driving project success and contributing to the advancement of National Grid's infrastructure initiatives.

## Project 3: Substation Equipment Replacement Program (SERP) – Bonneville Power Administration (BPA)

### Project Overview

Leidos has been a trusted partner of the Bonneville Power Administration (BPA) in the Substation Equipment Replacement Program (SERP), contributing vital engineering services since its inception. SERP, a cornerstone initiative of BPA, is designed to address critical infrastructure needs by replacing high-voltage equipment that has exceeded fault duty ratings, reached the end of its useful life, or poses environmental risks. As part of this program, Leidos has been instrumental in providing engineering solutions to enhance the reliability, safety, and efficiency of BPA's substation infrastructure. Working under an engineer-procure-construct (EPC) contract as a subcontractor to Potelco, Inc., Leidos has successfully completed designs for over 20 substations, with construction efforts underway for a dozen others, encompassing more than 40 task orders since the program's inception.

### PROJECT SNAPSHOT

Location	BPA Service Territory
Period of Performance	September 2019 - Ongoing
Project Capital Cost	\$18.1 million; Leidos project fees range from \$157,000 to \$1.7 million
Application to JEA Scope	<ul style="list-style-type: none"><li>Diverse Substation Upgrades</li></ul>
Client Contact	<ul style="list-style-type: none"><li>Christina Craig, Contracting Officer</li><li>360.241.9842</li><li><a href="mailto:cmcraig@bpa.gov">cmcraig@bpa.gov</a></li></ul>
Proposed Team Members Who Worked in Key Roles	N/A

### Leidos Project Management Responsibilities

SERP, spearheaded by Leidos, centers on the replacement of high-voltage equipment approaching the end of its lifespan or posing risks to BPA's grid reliability. Leidos' engineering teams undertake the task of designing and implementing solutions that not only meet BPA's current operational needs but also integrate advanced technologies to boost reliability, resilience, and operational efficiency. This encompasses detailed evaluations of existing equipment, analysis of fault duty ratings, and meticulous selection of replacement components to ensure seamless integration into BPA's grid infrastructure.

Environmental Risk Mitigation is a key focus of SERP. In addition to addressing equipment obsolescence and reliability issues, SERP endeavors to minimize environmental risks linked with aging infrastructure. Leidos' engineering solutions prioritize environmental stewardship by incorporating measures to mitigate the impact of equipment replacement on surrounding ecosystems. This includes adherence to environmental regulations, implementing best practices for waste management and disposal, and considering sustainable materials and construction techniques to minimize ecological disturbance.

Technological Innovation is at the forefront of SERP, with Leidos leveraging advanced technologies to optimize design, procurement, and construction processes. This involves the adoption of digital engineering tools like Building Information Modeling (BIM) and computer-aided design (CAD) to streamline design processes, enhance visualization, and facilitate collaboration among stakeholders. Leidos also explores emerging technologies such as advanced sensor networks, predictive analytics, and remote monitoring systems to enhance the performance, reliability, and resilience of BPA's substation infrastructure.



Integration of Protection and Control Systems is a critical aspect of SERP. Leidos' engineering teams collaborate closely with BPA and Potelco to design and implement state-of-the-art protection and control systems. This includes integrating supervisory control and data acquisition (SCADA) systems, digital protective relays, and advanced communication networks to enable real-time monitoring, control, and diagnostics of substation assets.

Construction Sequencing and Outage Management are vital components of SERP's success. Leidos' engineering teams collaborate closely with BPA, PWLC, and other stakeholders to develop detailed construction sequencing plans that minimize downtime, optimize resource utilization, and mitigate operational risks. This involves meticulous coordination of construction activities, outage scheduling, and contingency planning to ensure minimal disruption to BPA's grid operations.

Supply Chain Management plays a pivotal role in SERP, with Leidos' engineering teams responsible for managing the procurement of a wide range of equipment, materials, and components. This entails establishing strategic partnerships with suppliers, conducting rigorous vendor evaluations, and implementing robust supply chain management processes to mitigate risks and ensure project continuity.

Regulatory Compliance and Permitting are integral to SERP projects. Leidos' engineering teams are well-versed in regulatory requirements and collaborate closely with BPA, regulatory agencies, and other stakeholders to ensure compliance with applicable codes, standards, and regulations. This includes obtaining necessary permits, conducting environmental assessments, and addressing regulatory inquiries to facilitate timely project approvals.

### Carryover to JEA

The role of scheduling within the SERP framework is integral to achieving project success and programmatic objectives. Leidos schedulers serve as linchpins, orchestrating complex scheduling efforts across multiple projects and stakeholders to confirm alignment with project timelines, resource allocations, and budgetary constraints. By collaborating closely with project management, engineering teams, vendors, and subcontractors, Leidos schedulers foster a culture of accountability, transparency, and efficiency, driving project delivery and programmatic success. Their contributions to performance reporting, schedule optimization, and risk mitigation underscore their indispensable role in supporting BPA's mission-critical initiatives and delivering value to stakeholders across the organization.

In summary, Leidos' steadfast commitment to excellence, coupled with its proactive project management approach and sophisticated scheduling strategies, positions the company as a trusted partner in BPA's SERP initiative. Through effective coordination, meticulous planning, and relentless dedication to project success, Leidos continues to make significant contributions to enhancing the reliability, safety, and efficiency of BPA's substation infrastructure, confirming the delivery of reliable power to communities across the Pacific Northwest.

## Project 4: Station “Confidential” Bulk Power System (BPS) (Relay) Upgrades – Eversource Energy

### Project Overview

The project aimed to upgrade the 115 kV and 345 kV “Confidential” Station to fully comply with NPCC Directory #4 requirements for BPS substations. This involved transitioning the station from its previous non-BPS classification to BPS. Compliance necessitated the implementation of fully redundant and independent protection systems with electrical and physical separation.

### PROJECT SNAPSHOT

<b>Location</b>	Confidential, Massachusetts
<b>Period of Performance</b>	May 2018 – December 2022
<b>Project Capital Cost</b>	\$15,400,000
<b>Application to JEA Scope</b>	<ul style="list-style-type: none"> <li>Substation BPS Upgrades</li> </ul>
<b>Client Contact</b>	<ul style="list-style-type: none"> <li>Mike Bernatzky, Manager PMO</li> <li>631.428.5942</li> <li><a href="mailto:michael.bernatzky@eversource.com">michael.bernatzky@eversource.com</a></li> </ul>
<b>Proposed Team Members Who Worked in Key Roles</b>	Michael Faunce

### Project Scope of Work

- Extended the existing control house to house control and protection equipment for the 115 kV portion.
- Established physically separate DC supplies and precast trench and conduit systems.
- Implemented two high-speed protection systems alongside independent fiber communication networks.
- Upgraded control and protection relays from electromechanical to microprocessor-based at the Hartwell Avenue remote end substation and confirmed compatibility with existing relays at other remote end substations.

### Asset Condition Upgrades

- Replaced Line “Confidential” 3-phase 115 kV CCVT due to signs of leaking.
- Replaced the 115 kV shunt capacitor circuit switcher with a live tank circuit breaker and disconnect switch to address repeated problems with the operating mechanism.
- Replaced all brown glass insulators with composite insulators as part of a companywide initiative.

### Leidos Project Management Responsibilities

The successful execution of the Station “Confidential” BPS (Relay) Upgrades project relied heavily on robust project management practices overseen by the Sr. PM. This role encompassed a wide array of responsibilities, starting with meticulous coordination efforts to confirm seamless collaboration among internal teams, subcontractors, and stakeholders. The Sr. PM played a central role in developing and maintaining project schedules, closely monitoring progress against milestones, and proactively identifying and addressing any deviations or bottlenecks. Additionally, effective stakeholder engagement was paramount, with the Sr. PM facilitating regular communication channels to keep all parties informed and aligned with project objectives.

Budgetary control was another critical aspect managed by the Sr. PM, who implemented rigorous cost-tracking mechanisms and regularly reviewed expenditure against allocated budgets. Furthermore, quality control was upheld through the Sr. PM's oversight of adherence to project specifications, standards, and regulatory requirements.

In terms of material procurement support, the Sr. PM collaborated closely with procurement specialists to confirm timely acquisition of necessary materials and equipment. This involved conducting thorough market research, issuing requests for proposals (RFPs), evaluating vendor bids, negotiating contracts, and managing supplier relationships to secure competitive pricing and maintain quality standards. The Sr. PM also monitored material delivery schedules to prevent delays and optimize project timelines.

Regulatory approval obtainment was another critical aspect of the project management process, with the Sr. PM taking the lead in navigating the complex landscape of regulatory requirements and obtaining necessary approvals from relevant authorities. This involved conducting thorough regulatory assessments, preparing comprehensive permit applications, liaising with regulatory agencies, addressing any concerns or inquiries raised during the approval process, and confirming compliance with all applicable regulations and standards.

Construction oversight was a key component of the Sr. PM's responsibilities, involving close monitoring of on-site activities to confirm adherence to project plans, specifications, and safety protocols. The Sr. PM conducted regular site visits to inspect work progress, resolve any issues or conflicts that arose during construction, and confirm that work was being carried out in accordance with approved designs and industry best practices. Additionally, the Sr. PM coordinated closely with construction teams, subcontractors, and project stakeholders to address any challenges, facilitate timely resolution of issues, and maintain project momentum.

Throughout the project lifecycle, the Sr. PM conducted comprehensive risk assessments and mitigation strategies, confirming potential risks were identified early and appropriate measures were implemented to mitigate their impact. Regular project meetings, chaired by the Sr. PM, provided a platform for addressing emerging issues, fostering collaboration, and making informed decisions to keep the project on track.

### Carryover to JEA

The role of the Leidos Sr. PM was integral to the success of this Station BPS (Relay) Upgrades project. Acting as the linchpin between various project stakeholders, the Sr. PM served as the primary conduit for communication, confirming clear and effective dissemination of project objectives, requirements, and progress updates. By leading coordination efforts, the Sr. PM fostered a collaborative environment conducive to achieving project goals within the defined timelines and budget constraints.

Moreover, the Sr. PM's role linkage extended beyond mere coordination to strategic oversight, where they aligned project deliverables with the stringent requirements outlined in NPCC Directory #4. This involved a deep understanding of regulatory standards and confirming that all project activities adhered to these guidelines.

Furthermore, the Sr. PM played a pivotal role in overseeing asset condition upgrades, confirming that replacements and enhancements were carried out seamlessly and in accordance with project specifications. By providing direction, guidance, and leadership, the Sr. PM facilitated the successful execution of the project while maintaining a steadfast commitment to quality, efficiency, and client satisfaction.

GENERAL

THE MINIMUM QUALIFICATIONS SHALL BE SUBMITTED ON THIS FORM. IN ORDER TO BE CONSIDERED A QUALIFIED RESPONDENT BY JEA YOU MUST MEET THE MINIMUM QUALIFICATIONS LISTED BELOW, AND BE ABLE TO PROVIDE ALL THE SERVICES LISTED IN THIS SOLICITATION/TECHNICAL SPECIFICATION.

THE RESPONDENT MUST COMPLETE THE RESPONDENT INFORMATION SECTION BELOW AND PROVIDE ANY OTHER INFORMATION OR REFERENCES REQUESTED. THE RESPONDENT MUST ALSO PROVIDE ANY ATTACHMENTS REQUESTED WITH THIS MINIMUM QUALIFICATIONS FORM.

RESPONDENT INFORMATION

COMPANY NAME: Leidos Engineering, LLC

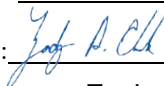
BUSINESS ADDRESS: 12901 Science Drice

CITY, STATE, ZIP CODE: Orlando, FL 32826

TELEPHONE: 813.777.8198

E-MAIL: robert.l.jennings@leidos.com

PRINT NAME OF AUTHORIZED REPRESENTATIVE: Zachary Cheek

SIGNATURE OF AUTHORIZED REPRESENTATIVE: 

NAME AND TITLE OF AUTHORIZED REPRESENTATIVE: Zachary Cheek, Senior Contracts Manager

MINIMUM QUALIFICATIONS:

Respondent must meet the following Minimum Qualifications to be considered eligible to have its Response evaluated by JEA. Respondent must complete and submit the Minimum Qualification Form provided in this Solicitation. JEA reserves the right to ask for additional back up documentation or additional reference projects to confirm the Respondent meets the requirements stated below.

JEA will reject Responses from Respondents not meeting the following Minimum Qualifications:

- I. The Respondent must have successfully self-performed and managed at least four (4) similar projects preceding the Response Due Date.
  - o A similar project is defined as the management of a water, sewer, transmission, distribution, or substation project with a contract value greater than \$100,000.00
- II. Any Respondent whose contract with JEA was terminated for default within the last two years shall have its Response rejected.

The project references will also be used to evaluate the Past Performance/Company Experience section. Any Respondent whose contract with JEA was terminated for default within the last two years shall have its Response rejected.

1. REFERENCE

Reference Name: Patrick Donohue

Reference Phone Number: 206.402.1662

**Award #3 Supporting Documents Regular Agenda 07/18/24**

**Addendum 1 - APPENDIX B - MINIMUM QUALIFICATIONS FORM  
141154446 Substation and Transmission Project Management Services**

Reference Company Name: Seattle City Light  
Address of Work: Multiple Locations  
Reference E-Mail Address: patrick.donohue@seattle.gov  
Dates of Work/Number of Employees: January 2012 - June 2022  
Description of Work: 230 kV Massachusetts-Denny Underground Transmission Line  
Services encompassed utility project management, engineering design, and staff augmentation. Noteworthy among  
these endeavors are the 230 kV Massachusetts Substation to Denny Substation Transmission Line, the 230 kV  
Massachusetts Substation to Denny Substation Underground Transmission Routing, and the Elliott Bay Seawall  
Project Electrical Design.

**2. REFERENCE**

Reference Name: Nelson Antunes  
Reference Phone Number: 508.962.8025  
Reference Company Name: National Grid  
Address of Work: Providence, Rhode Island  
Reference E-Mail Address: nmantunes@rienergy.com  
Dates of Work/Number of Employees: October 2018 - June 2022  
Description of Work: Project Management Services for National Grid Projects  
Leidos role encompassed staff augmentation project management services, overseeing multiple project teams  
comprised of subject matter experts, contractors, and third-party vendors. This collaboration resulted in the  
successful completion of over 20 distribution, substation, and transmission projects for National Grid, marking a  
significant milestone in the partnership's evolution.

**3. REFERENCE**

Reference Name: Christina Craig  
Reference Phone Number: 360.241.9842  
Reference Company Name: Bonneville Power Administration  
Address of Work: Pacific Northwest  
Reference E-Mail Address: cmcraig@bpa.gov

Dates of Work/Number of Employees: September 2019 - Ongoing

Description of Work: Substation Equipment Replacement Program (SERP)

SERP is designed to address critical infrastructure needs by replacing high-voltage equipment that has exceeded  
fault duty ratings, reached the end of its useful life, or poses environmental risks. Leidos has been instrumental in  
providing engineering solutions to enhance the reliability, safety, and efficiency of BPA's substation infrastructure.

#### 4. REFERENCE

Reference Name: Mike Bernatzky

Reference Phone Number: 631.428.5942

Reference Company Name: Eversource Energy

Address of Work: Confidential

Reference E-Mail Address: michael.bernatzky@eversource.com

Dates of Work/Number of Employees: May 2018 - December 2022

Description of Work: Station "Confidential" BPS (Relay) Upgrades

The successful execution of the project relied heavily on robust project management practices overseen by the  
Senior PM. This role encompassed a wide array of responsibilities, starting with meticulous coordination efforts to  
confirm seamless collaboration among internal teams, subcontractors, and stakeholders.



**Award #3 Supporting Documents Regular Agenda 07/18/24**

**Appendix B - Response Form**

1411544446 Substation and Transmission Project Management Services

**COMPANY INFORMATION:**

COMPANY NAME: Leidos Engineering, LLC

BUSINESS ADDRESS: 12901 Science Drive

CITY, STATE, ZIP CODE: Orlando, FL 32826

TELEPHONE: 813.777.8198

FAX: N/A

EMAIL OF CONTACT: robert.l.jennings@leidos.com

ZC (Initials) **I have read and understood the Sunshine Law/Public Records clauses contained within this solicitation. I understand that in the absence of a redacted copy my proposal will be disclosed to the public "as-is".**

**Company's Certification**

By submitting this Response, the Respondent certifies that it has read and reviewed all of the documents pertaining to this RFP and agrees to abide by the terms and conditions set forth therein, that the person signing below is an authorized representative of the company, that the company is legally authorized to do business in the State of Florida, and that the company maintains in active status an appropriate license for the work. The company certifies that its recent, current, and projected workload will not interfere with the company's ability to Work in a professional, diligent and timely manner.

The Respondent r certifies, under penalty of perjury, that it holds all licenses, permits, certifications, insurances, bonds, and other credentials required by law, contract or practice to perform the Work. The Respondent also certifies that, upon the prospect of any change in the status of applicable licenses, permits, certifications, insurances, bonds or other credentials, the Company shall immediately notify JEA of status change.

We have received addenda 1 through 2



\_\_\_\_\_  
Signature of Authorize Officer of Company or Agent

February 23, 2024

\_\_\_\_\_  
Date

Zachary Cheek, Senior Contracts Manager

\_\_\_\_\_  
Printed Name & Title

407.698.7364

\_\_\_\_\_  
Phone Number



BLACK & VEATCH

JEA

Statement of Qualifications for

# Substation and Transmission Project Management Services

February 27, 2024 | Solicitation Number 1411544446





**BLACK & VEATCH**

**BLACK & VEATCH CORPORATION**

11401 Lamar Avenue

Overland Park, KS

P +1 704-510-8451 | E OsborneJM@bv.com

February 26, 2024

JEA

Dan Kruck

1st Floor, Room 202

21 W Church St

Jacksonville, FL 32202

**RE: Solicitation No. 1411544446 Substation and Transmission Project Management Services**

Dear Mr. Kruck and Selection Committee,

With an ever-increasing demand for reliable, affordable, and flexible power generation, Black & Veatch continues to be a pioneer and advocate for our clients as they navigate the energy transitions of conventional generation. From retirement to renewal, **our team understands the successes and challenges involved and will be there side by side to help JEA honor your commitments to the communities you serve.**

This project gives JEA and Black & Veatch the unique opportunity to extend the successes achieved on our current project efforts and continue directly onto a broader project stage with the same trusted relationship. We have reviewed the RFQ documents and prepared our proposal detailing how our available expertise and familiarity partnered with your teams and processes will continue to help deliver seamless coordination and collaboration critical to achieving JEA's project expectations.

- **Project Team.** Black & Veatch offers our team as an extension of yours. Our familiarity and experience with JEA processes will help deliver seamless coordination and collaboration critical to achieving the project schedule and budget goals.
- **Trusted Experience with JEA.** We have served JEA for over 20 years on some of your most critical projects with professionalism, honesty, and the highest quality technical resources, and we look forward to continuing this successful relationship.

Our team stands at the ready to answer any questions and will make ourselves available at your convenience to discuss our proposal in more detail. We look forward to continuing our successes together with your team. If you have any questions please contact Matt Blevins at 913-458-9917 (BlevinsMB@bv.com) or Mike Osborne at 704-510-8451 (OsborneJM@bv.com)

Very truly yours,

BLACK & VEATCH CORPORATION

A handwritten signature in black ink that reads "Mike Osborne".

Mike Osborne

Associate Vice President



# Table of Contents

EXECUTIVE SUMMARY ..... 1

PROFESSIONAL STAFF EXPERIENCE ..... 2

COMPANY EXPERIENCE..... 11

REQUIRED FORMS..... 18



# 1 | Executive Summary

**Black & Veatch has served as a trusted consultant to JEA for over 20 years. We strive to continue this relationship as we team with JEA to develop collaborative and innovative solutions that focus on optimizing the overall value to JEA's customer.**

Black & Veatch optimizes and integrates our design, construction, and Design/Build expertise as a "Program Management Team" into our Program Management processes and procedures to enhance delivery success. An underpinning of our PMO management approach is to incorporate Lessons Learned, Best Industry Practices, Continuous Improvement processes, and proven program management procedures and tools applications into our program delivery model to achieve the specific goals of the program. By implementing these skillsets, our PMO team will aid in establishing project governance while enhance JEA's existing processes. **While leveraging our local JEA experience, we will optimize existing JEA program/project management systems in a "fit to need" approach resulting in significant value-add benefits under our "One Team" mantra.** Our executive-selected team is led by **PMO Program Manager, James Elliott**, who brings the ideal combination of infrastructure engineering, construction, and mega-program leadership expertise. The Black & Veatch PMO Charter will focus on safety, risk assessment, critical asset management, maintenance, and transitional planning for JEA.

ELEMENTS OF OUR PROPOSED APPROACH	HOW THEY SUPPORT JEA GOALS
Experienced Team with Experience Relevant to JEA Needs	Black & Veatch is proposing an experienced team that possesses the qualifications and relevant transmission and substation experience. Their project experience will directly translate into seamless transition into projects efforts critical to JEA schedule and budget goals.
Conventional Generation Technologies	JEA can have confidence in the expertise provided by the Black & Veatch team. JEA will have full access to our organizations many subject matter experts. These experts, including our many committee members, ensure JEA is being advised by trusted professionals who participate and help define the industry standards.
Highly Collaborative Partnership	Black & Veatch believes in working closely with our clients, acting as an extension of their team to foster continuous communications. Open and active communications from the outset and throughout project activities ensures cohesive project teams with alignment across all stakeholders.
Confidence in the Solutions and Value Delivered	Black & Veatch is a leader in the power industry, routinely ranked in the Top 5 service providers in power as ranked by Engineering News Records, currently No. 2. Related to the scope of this JEA RFP, we are also a leading provider of PMO services across generation, transmission and distribution and other programs in the electric utility industry with a proven team and methodologies to successfully support our utility clients as you deliver large capital projects and programs to the benefit of your customers.
Our Behavior-Based Safety Program Culture and Philosophy	Compatible safety cultures establish the conditions by which Project Zero Incident Goals become achievable.

## 2 | Professional Staff Experience

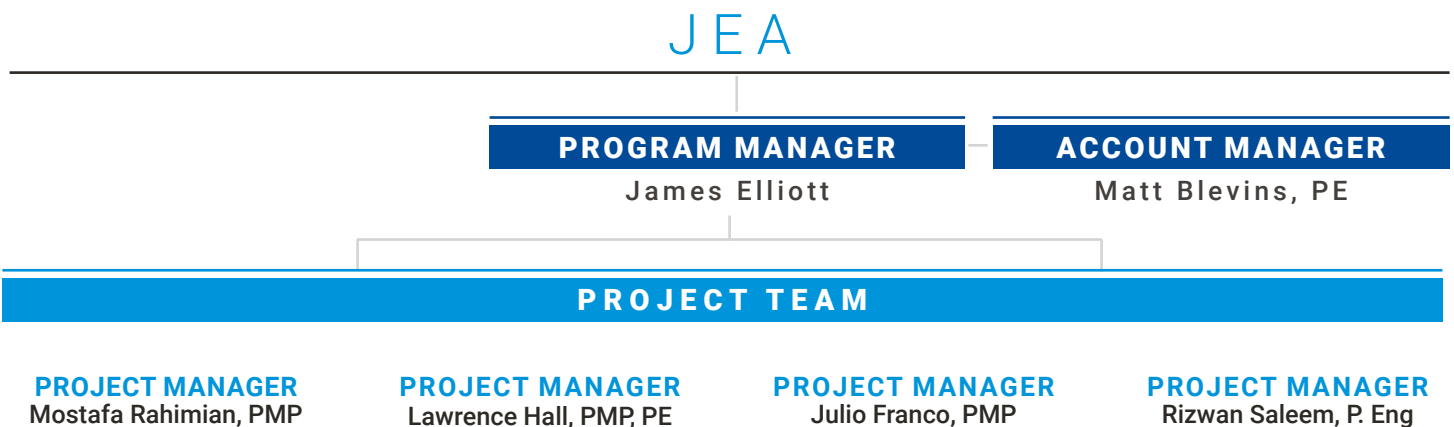
Black & Veatch is excited to offer our experienced team as an integrated, trusted extension of your staff.

Our goal is to provide JEA with the level of responsiveness and engagement that you have come to expect. Therefore, we are proposing an experienced Program Manager, who leads Black & Veatch's Program Management Organization (PMO), James Elliott. He will assist in leading coordination/communication with JEA to ensure the project team understands and follows JEA's processes and procedures and meets JEA's expectations.

The Project Team will be supported from a strategic development standpoint by **Account Manager, Matt Blevins** ensuring we understand, align, and execute on JEA's overall objectives and project goals. This team will share responsibility for contract oversight and ensure overall responsiveness and success of each project. In an effort to provide a group of experienced professionals, the Black & Veatch PMO team has identified Project Managers available immediately to begin establishing an effective PMO solution with JEA. These professionals bring decades of successful management experience and will be charged with creating an executable strategy for JEA.

**The Black & Veatch team provides unmatched utility expertise to ensure responsiveness, engagement, and aligned project solutions.**

### ORGANIZATIONAL CHART







## Mostafa Rahimian, PMP

### PROJECT MANAGER

#### OFFICE LOCATION

Houston, TX

#### EDUCATION

- MBA, Business Administration
- BS, Electrical Power Engineering

#### YEARS EXPERIENCE

20

#### BLACK & VEATCH YEARS OF EXPERIENCE

<1

#### PROFESSIONAL REGISTRATION

- Project Management Professional (PMP) - PA, No. 1725770

#### TECHNICAL PROCESS EXPERIENCE

- Project Management
- Procurement
- Cost and Schedule Management
- Risk Management

Mostafa is a highly motivated and results-driven Project Manager with 20 years of experience in power system projects. He is skilled in analyzing complex problems and proficient in project management methodologies, including estimation, tendering, procurement, and project engineering for power and substation projects.

## PROJECT EXPERIENCE

### Beon Energy | Melbourne, Australia

**Project Manager.** Manager of the collector substation construction project for Girgarre Solar Farm in Victoria and responsible for overseeing and directing the project team and stakeholders throughout the entire process. Included managing the initiation, planning, and design stages, as well as the civil and electrical construction, testing and commissioning, and project close-out. Developed a project baseline schedule and cost and closely monitored performance and progress, analyzing variances, EAC, and ETC against the original budget (BAC). In addition, they reported regularly on progress, cost and schedule, procurement issues, safety or environmental concerns, design RFIs, major risks, and issues to internal management and the client. Also promoted a safety culture and practices in the team, maintaining a safe work environment. Conducted and participated in regularly scheduled project meetings, including design, procurement, and construction progress meetings. Managed the construction project of a 66/11kV zone substation for Hickory data center, which was successfully delivered on time with a 60% higher margin than baseline.

### Wilson Transformer Co. | Melbourne, Australia

**Project Manager.** Oversaw multiple power transformer supply projects, ranging up to 220kV and 150MVA, from tendering to delivery and practical completion. To ensure that the design met customer requirements and contract specifications, collaborated closely with the electrical, mechanical, and control design teams. Also coordinated design review meetings and recorded the minutes of client comments. As the manager of multiple projects for utilities, oil and gas, and mining customers such as SA Power networks, United Energy, and AGL, was able to effectively manage multiple projects simultaneously.

---

### Arya Transfo, Iran

**Sales and Delivery Manager.** Led both sales and delivery teams, overseeing 12 engineers and their work. Responsible for preparing and submitting proposals and tenders, managing customer relationships, representing the company in pre-contract negotiations. Managed multiple transformer supply projects for both governmental and private customers, coordinated with and monitored internal design, procurement, and production efforts through regular meetings. By efficiently managing the teams and overseeing the entire process, ensured the successful delivery of high-quality projects.

---

### ABB Australia | Brisbane, Australia

**Project Engineer.** Oversaw the primary, civil, and secondary design efforts to ensure that the design deliverables met client and contract requirements. Also coordinated the 30%, 80%, and 100% and issued for Construction design phase deliverables submissions and related design review meetings. Additionally, assisted in preparing technical specifications for major equipment, such as power transformers, MV switchboards, battery chargers, etc., and obtained client approval to commence procurement. Managed the design and procurement of two 66/11kV substations at Grosvenor coal mine in Queensland for Anglo American. Was also actively engaged in supporting the commissioning and energization phase of the switch room and control room upgrade project of a 220/33kV substation in Rio Tinto Site in Dampier, WA.

---

### Schneider Electric | Brisbane, Australia

**Project Engineer.** Oversaw the efforts of primary, secondary, and SCADA engineers in the design of MV switchboards, control and protection panels, FIP panel and security panel, and SCADA panels. Also assisted in preparing the inter-panel wiring schedule inside the E-house switchroom. Coordinated the factory acceptance tests for client witnesses and ensured that any punch list items were rectified and approval for shipment was obtained from the client. Acted as a single point of contact with clients and contractors for design deliverables and technical scope, effectively managed communication and ensured that the project was

delivered on time and to the clients' satisfaction. One of the project's biggest accomplishments was managing the design of transportable 33KV switch rooms (E-house) for Gorgon LNG projects in Western Australia, for the client Chevron.

---

### TAM Co. | Tehran, Iran

**Project Design Engineer.** Assisted the business development team in cost and time estimation of tenders for electrical installations and power distribution projects, and prepared technical proposals. Also performed as a key designer for basic and detailed designs of electrical installations and low-voltage distribution projects, including earthing systems, lightning protection systems, indoor and outdoor lighting studies, and main/sub-distribution boards as per project specifications and relevant standards. In close collaboration with the procurement department, he facilitated equipment procurement and managed the suppliers and subcontractors on-site. Led the electrical design, including lighting, earthing systems, lightning protection system, and distribution boards, for the project of an air cargo automated storage and retrieval warehouse with an annual capacity of 450,000 tonnes at Tehran International Airport.



## Lawrence Hall, PE, PMP

### PROJECT MANAGER

#### OFFICE LOCATION

Louisiana, US

#### EDUCATION

- MBA, Business Administration
- BS, Electrical Engineering
- AS, Applied Science, Applied Electronics

#### YEARS EXPERIENCE

30

#### BLACK & VEATCH YEARS OF EXPERIENCE

1

#### PROFESSIONAL REGISTRATION

- Project Management Professional (PMP) - LA, No. 2118614
- PE - NV, No. 023219
- PE - LA, No. 42843

#### TECHNICAL PROCESS EXPERIENCE

- Project Controls
- Contract Management
- Contract Management
- Capital Improvement

During his 27-year Naval career Lawrence has gained valuable experience as a project manager, electrician, materials procurement specialist, security technical specialist, facilities manager/engineer, engineering manager, director of construction, and public works officer. After retiring from the Navy, Lawrence worked as a Project Manager in both the Power industry and Oil and Gas.

#### GE Verona | Plaquemine 1 GIS; Louisiana

**Project Manager.** Project scope included a \$3M construction only project to install 72 kV 40 kA 2000 amp 3-phase common design GIS. Including the installation of Circuit Breakers, Voltage Transformers, Current Transformers, GE Model F35 Single Busbar, Local Control Cubicle Panels, and Central Terminal and Power Units. Also included the installation of all cabling/control wiring as well Testing and Commissioning of the GIS.

#### Entergy | Tier 1 Engineering Services; Louisiana

**Project Manager.** Engineering services to provide various substation upgrades from 138/13kV to 230/13kV.

#### Cooperative Energy | MS Solar; Mississippi

**Project Manager.** Responsible for the development and execution of project plans, including safety, scope, cost, schedule, cash flow, quality, and risk for three projects valued at \$12M increasing grid reliability for energy providers while interconnecting renewable energy projects into the electrical grid.

#### US Navy; Navy Region Southeast

**Director of Public Works.** Directed a staff of 90 personnel in the execution of over 127 contract actions for over \$100M in capital improvements projects and facilities services while creating an additional \$85M in executable "On the shelf" capital projects. Responsible for the execution of a \$19M facilities maintenance operating budget and \$7M in facilities service contracts to provide facility maintenance and support to 33 tenants with over 120 lines of accounting in a highly stressful environment. This included grounds maintenance, janitorial services, and minor repair projects ranging from \$10K-\$500K. Responsible for the management of all facilities support, capital improvements, real estate actions, acquisition, financial management, and safety for the largest Naval Joint Reserve Base in Navy Region Southeast consisting of over 536 facilities with a replacement value of over \$811M. Supervised a transportation fleet comprised of 170 pieces of

Civil Engineering Support Equipment and 27 Category 3 facility cranes with a budget of \$660K.

---

### US Navy; Navy Region Southeast

**Director of Acquisition and Construction.** Supervised a team of 15 professionals in the successful completion of project development, design, and construction for capital improvement projects valued at over \$200M.

---

### US Navy; Navy Region Southeast

**Design Manager.** Supervised a team of 12 professionals in the completion of project designs and specifications for 24 capital improvement projects valued at over \$16M. Lead engineer for the planning and organizing of design site visits in a contingency environment, developing future projects valued at over \$12M.

---

### US Navy; Navy Region Southeast

**Project Manager.** Provided expeditionary camp designs with facilities to support over 600 personnel in a contingency environment. Supervised staffing levels for multiple project sites and compiled project status reports for the operations department to ensure they had current information for making critical decisions in a combat environment.

---

### US Navy; Navy Region Southeast

**Facility Manager.** Supervised 12 personnel in the execution of seven Base Operating Services contracts, executing \$14M of repairs, including design solutions to multiple electrical, HVAC, mechanical, and structural problems for the Naval Research Laboratory and the Washington Navy Yard in Washington DC. These two campuses have a replacement value of over \$3.75B for a combined footprint of 230 Acres, 274 facilities, and 185 linear and nonlinear structures (Utilities and Roads).



## Julio Franco, PMP

### PROJECT MANAGER

#### OFFICE LOCATION

Boston, MA

#### EDUCATION

- MS, Construction Management
- BEng, Controls Engineering

#### YEARS EXPERIENCE

16

#### BLACK & VEATCH YEARS OF EXPERIENCE

2.5

#### PROFESSIONAL REGISTRATION

- Project Management Professional (PMP) - MA

#### TECHNICAL PROCESS EXPERIENCE

- Front-end studies
- Full EPC mandates/EPC Project Management
- Engineering Management, Transmission, Distribution and Automation.

Julio serves as Global Transmission Project Manager for the Orlando, Florida region within Black & Veatch's Global Power business. He is responsible for managing complete high voltage substation/switchyard/ Lines EPC projects up to and including 500kV. He has 16 years of experience accomplished in the utility, cement and mining industries. Prior to this role, Julio was Senior Project Manager for one of the largest utilities in the Northeast.

## PROJECT EXPERIENCE

### Duke Energy | Q288 Birch Switching Station; Florida

**Project Manager.** New Greenfield three-position ring bus (230 kV) that will serve a planned Solar PV station, capable of 74.9 MW net output.

### Eversource | Station 446; Massachusetts

**Senior Project Manager.** Station 446 Upgrade - Medway (345kv). Including new breakers and protections.

### Eversource | Line 201-502; Massachusetts

**Senior Project Manager.** Loop in and out Line 201-502 to Station 65 Medway (115kv).

### Eversource | Station 65; Massachusetts

**Senior Project Manager.** Medway Station upgrade including new 13.5kv switchgear and two new 70MVA transformers.

### Eversource | Station 126; Massachusetts

**Senior Project Manager.** Station 126 Upgrade - Hopkinton. Including new 13.5kV switchgear and a new 140MVA transformer.

### Eversource | Station 240 ; Massachusetts

**Senior Project Manager.** Framingham Station BPS upgrade (230kv/115kv).

### Eversource | Station 282; Massachusetts

**Senior Project Manager.** Reconfiguration of Station 282 including two new 150 MVA (230kv/115kv) auto transformers.

---

### **Eversource | Line 372; Massachusetts**

**Senior Project Manager.** Reconduct Pipe Type Cable Line 372 between Mystic (Station 250) and Station 514 (345kv).

---

### **RG&E | Station 42; New York**

**Assistant Project Manager.** Upgrade of Station 42 (115KV/34KV) to meet BPS standards.

---

### **RG&E | Line 901; New York**

**Assitant Project Manager.** Reconduct 115kv Line as part of the new Station 251.

---

### **RG&E | New Station 251; New York**

**Assistant Project Manager.** Construction of Greenfield Station 251 for the University of Rochester. It included two 70MVA transformers and a 11.5kv switchgear (115KV/11.5KV).

---

### **Eversource | Station 24; Massachusetts**

**Project Manager.** Upgrade of 13.5kv Station including two 10MVA transformers and switchgear.





## Rizwan Saleem, P.Eng

### PROJECT MANAGER

#### OFFICE LOCATION

Allentown, PA

#### EDUCATION

- MEng, Electrical Power Engineering
- BEng, Electrical Engineering

#### YEARS EXPERIENCE

19

#### BLACK & VEATCH YEARS OF EXPERIENCE

<1

#### PROFESSIONAL REGISTRATION

- P. Eng - Ontario, No. 100147823

#### TECHNICAL PROCESS EXPERIENCE

- Power System Modeling, Load Flow Studies, Short Circuit calculations, protection co-ordination & relay setting calculations
- Power System Modeling Software: CYME, ETAP, PSIM, MATLAB, Simulink, Power Word Simulator, Easy Power, UR EnerVista, AcSELeRator, CAPE

Rizwan is a project manager and engineer with strong leadership and communication skills an excellent ability to convey concepts and ideas. He has 19 years of experience in substation design, power system protection & control, renewable energy (wind and solar) and project engineering management. Rizwan has designed, prepared, and reviewed Protection and Control Systems, Single line Diagrams (SLD), Elementary Wiring Diagrams (EWD) and Connection Wiring Diagrams (CWD) for Transmission and Distribution substations. He is also familiar with power industry codes & standards such as IEEE, ANSI, NEC, and OSHA; and with compliance rules of OEB, NPCC, NERC CIP, FERC, PJM, and IESO Market rules. Rizwan has performed Power System Modeling, Load Flow Studies, Short Circuit calculations, protection co-ordination & relay setting calculations and engineering documentations. He has excellent hands on experience with modeling software of power systems like CYME, ETAP, PSIM, MATLAB, Simulink, Power Word Simulator, Easy Power, UR EnerVista, AcSELeRator, CAPE.

## PROJECT EXPERIENCE

### Pennsylvania Power & Light (PPL) Electrical Utilities | Various Projects; Pennsylvania

**Lead Responsible/Owner Engineer.** Completed projects included:

- Hosensack, Elroy, Martins Creek, Wescosville relay upgrade projects were completed as per PPL standards and specification. Developed the scope (Gate1) and design base documents. Designed packages, relay settings, logics were reviewed & provided comments. Complied with all the NERC-CIP requirements. Answered all the RFIs.
- Developed Transmission Protection & Control Standard for relay upgrade projects.
- Completed the DRC projects and updated 32 transmission substations description of relay control.
- A green field capital project Lauschtown was completed as per PPL standards and specifications. It has two control houses 500/230KV (GIS) & 230/69KV. Design package was reviewed for Relay & Control package, PRISM, EU-Net. Scope of setting work was developed for SEL. Relay schemes were created and issued in powerbase. TMS requests were submitted in phase wise as per the CWOS. Field support was provided for RFIs.

- Construction support was provided for another green field Project Lock haven 69kV (GIS) substation and resolved the 60 RFI's related to design issues.
- Design was reviewed and issued for Mobile Cap-bank at Benton substation as the part of Phase 3 of Columbia- Scott-Millville Line Enhancement project.
- Completed the design in house for Spare transformers for East Palmerton & Buxmont.
- Reviewed and issued the IFC RNC packages for the replacement of 69KV Vacuum Switch with IPO CB or Circuit Switcher at different substations (Face Rock, Harwood, Jenkins, South Akron, South Manheim & Earl).
- Developed the standard of New Retrofit Feeder Protection Design with Single SEL-751 to meet the FISR requirements and presented to distribution group higher management.
- Evaluated the replacement of GE ACR11 with Basler BE1-79A Reclosing Relay and presented the report to higher management of distribution group.
- Relay Replacement project at River Substation.
- CB Replacement project at Stanton Substation.
- Involved in design development for Feeder, bus and Transformer protection of Distribution station.
- Responsible for co-ordination studies for recloser, fuses with feeder protection.
- Review the customer protection design as per the PPL standard at the POC (Point of Connection).
- Provide the SC and X/R values to the customer on their request for ARC flash studies and proper co-ordination with PPL.

to the design requirements. Reviewed the connection wiring diagrams and cable list & Prepared the BOM.

---

### Hydro One Inc. | Various Projects; Ontario, Canada

**Lead Engineer.** Responsibilities included developing, mentoring and monitoring the P&C team for Hydro One projects, reviewed RFP's, supervised the detailed engineering of protection and teleprotection. Also consulted with the HONI PE regarding the design discrepancies, conducted project meetings with internal and external stakeholders to meet timelines. Reviewed the BOM, Technical Specifications and cable list. Approved the design and issued the drawings for Released for Construction. Also negotiated and Prepared change orders. Completed projects included;

- Transmission Connected DG Project for Detweiler TS & St. Marys TS
- Generation Rejection DG Project for Mississagi TS
- Transformer Replacement Project for Cobden TS

---

### Hydro One Inc. | PCT in a Box Dunville TS Project & Amec 180 MW Wind Farm; Ontario, Canada

**Project Engineer.** Responsible for detailed design (protection & control) for both of the projects. Designed the substation and Switching Station for Wind Farm which will connect to 230KV line of Hydro One Completed the teleprotection design as per the Hydro One requirement. Co-ordinated with the clients according

## 3 | Company Experience

Black & Veatch is a leader in the power industry, routinely ranked in the Top 5 service providers in power as ranked by Engineering News Records, currently No. 2. We have managed several programs across multiple disciplines for decades. We have the essential experience to provide the program management and project management services required by JEA.

### **QUALITY SOLUTIONS**

Bringing best practices by quality professionals and adapting approaches from previous project successes to fit JEA's needs and organization.

### **FAST START AND QUICK WINS**

Demonstrating the value of the developing PMO model by starting fast and delivering quick wins for JEA Management.

### **COLLABORATIVE DEVELOPMENT**

Embedding and integrating into JEA for the years required to bring PMO program to fruition, as we have repeatedly done for other utilities. Each of the projects documented in this section show how our team has worked as a trusted partner to a variety of large and mid-sized water and power utilities and their program management and project management needs. We meet program challenges proactively with experienced leadership and proven processes and tools. Our commitment is to effectively identify and manage the risks and to deliver at lower than forecasted costs while achieving the optimal balance of quality and schedule adherence.

Our experts have the knowledge and resources to plan, implement, and integrate every aspect of a Program PMO and associated projects, including:

- Project scope development and analyses
- Project administration and management
- Oversight of design consultants
- Construction contractors and construction inspection consultants through start-up and commissioning

On the following pages, we have provided a list of representative projects that summarize our PMO, program and project management experience. The Black & Veatch team has successfully provided PMO, program management, project management and construction management services for multiple challenging, multifaceted projects for large utilities under Owners' direction.

## JEA Combined Cycle

JEA | JACKSONVILLE, FL

An Integrated Resource Planning (IRP) study was prepared by Black & Veatch in 2022. The IRP was performed to compare future electric system demand to existing generating resources, evaluate new resource options, analyze solutions, gather stakeholder feedback, determine preferred portfolio, and develop an action plan. The IRP evaluated both qualitative factors and quantitative factors with the key variables being Load Growth, Fuel Costs, Environmental Regulations, Emerging Generation Technologies, Customer Sited renewables or distributed energy resources, costs to build new generating units, and cost to finance new generating resources. Other factors evaluated in the IRP included Affordability, System Reliability, Environmental Justice, Alternative Economic Development, and CO2 Emissions Reduction. The IRP used a scenario analysis methodology to evaluate how these variables and considerations impact the future energy needs of JEA and its customers.

During the 2022 Integrated Resource Planning, it was determined that the addition of a natural gas fired Combined Cycle Combustion Turbine Unit was a viable option as part of the solutions to meet future electric system demand and reduce net CO2 emissions within JEA's electric generation portfolio. The IRP Study determined that two locations would serve as the most viable locations for the addition of a Dual Fuel 1x1 Advanced Class Combined Cycle Unit (CC). The two locations, JEA Greenland Energy Center (GEC) and within the former property of the St Johns River Power Park (SJRPP) facility, were identified and a Combined Cycle Site Selection Study was prepared.

The 1x1 CC plant layout was based on steam condensing and cooling through a water-cooled surface condenser recirculated through a mechanical draft cooling tower. The plant layout basis includes an electrical collector yard, tank farm for demineralized water, service water, fire water, diesel fuel oil, and other ancillary equipment. Primary building services included an admin/control room building and warehouse. The plant layout was optimized for EPC Contractor considerations to reduce costs and optimize constructability. After extensive review and input by the key stakeholders, the GEC site was selected by JEA.

In parallel with the site selection study, the permitting review process was initiated to develop the key inputs for the Site Certification Application deliverables and data collection for the new gas fired combined cycle resource. The purpose of these initial efforts was to identify any fatal flaws with either of the two identified sites and to prepare other SCA deliverables that were not dependent on the final site selection.

### KEY TEAM MEMBERS

- Matt Blevins
- James Walawender
- Jena Mier

### PERIOD OF SERVICE

- 2021-Ongoing

### CLIENT REFERENCE

William Goodrich  
Generation Resource Planning Lead  
904-665-6604  
GoodWG@jea.com

### BLACK & VEATCH'S ROLE

Prime - Engineering Consultant

### SUBCONSULTANTS

N/A

### *Approach to attain budget goals, timetables, and quality control objectives*

Black & Veatch worked closely with JEA while leading the effort of preparing the IRP study, site selection efforts, conceptual layouts, and permitting review services. This was accomplished by holding regular calls and meetings with the key stakeholders. As this type of project can change direction rapidly as new information is uncovered, communication was especially vital; a key focus of Black & Veatch is staying flexible and transparent by providing concise and early communication on all potential project impacts, along with recommendations on a path forward. We pride ourselves on our ability to support JEA with our history of working on power plants from the ground up, and our ability to make frequent visits to site.



## Exelon Power PMO

### PENNSYLVANIA

Black & Veatch PMO has partnered with a large utility client on the East Coast in support of their commercial solar upgrade strategy. Within this role, Black & Veatch PMO leads internal and external stakeholders to provide design reviews, engineering analysis, procurement, construction, and close-out.

The portfolio of this work exceeds 500 solar sites in varying stages of new build, maintenance, and monitoring.

The Black & Veatch PMO team continues to grow and expand the responsibility as the Program Manager of Choice for the client. At the core, our PMO team consists of a Program Manager that oversees the central responsibilities of both customer and client relations. Followed by Engineering and Construction leads to provide guidance within the various stages of the build. Lastly, we provide SME support on various escalations to help provide timely solutions to stay on schedule and on budget.

As a result of our partnership, our Black & Veatch PMO team has been able to restructure multiple aspects of the process. These adjustments have improved turnaround times, accelerated the schedule and most importantly, generated millions in savings.

#### KEY TEAM MEMBERS

- James Elliott
- AJ Meola
- Shawn Jones

#### PERIOD OF SERVICE

- 2020-2023

#### CLIENT REFERENCE

Massoud Orya  
Program Manager - PHI  
massoud.orya@bge.com  
+1 410-470-3719

#### BLACK & VEATCH'S ROLE

Prime - Engineering Consultant

#### SUBCONSULTANTS

N/A

#### *Approach to attain budget goals, timetables, and quality control objectives*

Black & Veatch coordinated with Exelon to assure the course of the project was in line with project goals. This was accomplished by holding regular calls and meetings with the key stakeholders. Black & Veatch has been able to support Exelon with our local knowledge of East Coast plant systems and our ability to make frequent visits to site when needed to verify important details. We will work with JEA staff and management in a collaborative and "One Team" manner – We all succeed together.





## NECEC (New England Clean Energy Connect) Program

AVANGRID: | AUGUSTA, ME

An AVANGRID operating company, Central Maine Power (CMP), is to develop, construct, own and maintain a 1,200 MW +/- 320 kV HVDC transmission to tie into hydro generation from Canada. The project DC T-Line connects from the Canada - U.S. border in Quebec (approximately 145 miles) to a new direct current to alternating current converter station in Lewiston, Maine. To interconnect the HVDC line with the bulk power systems in New England, CMP intends to develop 30+ miles of 345 kV AC transmission lines, rebuild a 115kV AC transmission line, and upgrade 7 associated substations. Additionally, CMP is developing a new station with 2 – 300MVAR STATCOMs and approximately 4000' of HDD underground cable with termination stations under a river crossing.

### Black & Veatch Role On Project

In order to execute the project, AVANGRID selected Black & Veatch as a Program Management firm to provide program management and owner's engineer services as an extension of the Owner's resources. The mobilization started in September 2018 with construction starting in 2020 and in-service dates of different components of the project scheduled between 2024 and 2025. The overall in-service date is January 2026. Supporting the CMP Program Manager, the services provided include support of various processes and aspects of planning, scheduling, controlling, reporting, engineering, quality, safety, field support, and material management. The peak staffing level is approximately 30 full time equivalents. The Program Manager will be responsible for the following:

- Development of a Project Execution Plan
- Act as Owner's Engineer in reviewing and approving design deliverables and construction submittals
- Coordinate on environmental and permitting issues with the Owner's subcontractors

### KEY TEAM MEMBERS

- James Elliott

### PERIOD OF SERVICE

- 2018-Ongoing

### CLIENT REFERENCE

Reference available upon request

### BLACK & VEATCH'S ROLE

Prime - Engineering Consultant

### SUBCONSULTANTS

N/A



- Develop, maintain, and update the Project Master Schedule
- Assist in cost estimating and forecasting
- Construction Execution Oversight including major material management at laydown yards

#### Services Performed

- Conceptual Engineering for the following services used for detailed engineering RFP's and EPC RFP's
- HVAC substations and sequencing HVDC HDD (4,000' length underneath the Kennebec River)
- Feasibility Overhead T-Line design changes as part of permitting requests
- Bridge engineering (90' span)
- New 345kV line to connect an existing substation to a proposed STATCOM station
- Provided similar support for municipal permitting efforts.
- Provided engineering support to ensure compliance with and optimize construction sequence with TOY restrictions and permit requirements.
- Drove installed-cost construction savings to the Owner via working with the EOR to optimize steel pole loading along with geophysical and subsurface data pursuit and modelling.
- Participated in and guided coordination with interconnecting utility Hydro-Quebec.
- Managed contracts with multiple engineering design firms, steel pole suppliers, and clearing/access & construction contractors.
- Assisted with creation of bid packages and vendor bid analysis for conductor, OPGW, insulators, tubular steel poles, construction.
- Utilized the construction pause period to optimize drilled pier, direct embed, and helical pile foundation designs on all applicable HVDC and HVAC lines, resulting in estimated project savings of \$2M+

#### *Approach to attain budget goals, timetables, and KPI Management*

Black & Veatch teamed with Avangrid to assure resources were effectively and accurately mobilized. Our project managers have access to an array of tools to facilitate tracking and management of project costs. We leverage Power BI to pull data from multiple platforms, providing project teams with insightful dashboards presenting vital project status information on which to make management decisions during project execution. Effective, transparent, and timely communications are the cornerstones to effective project management. Challenges and issues that adversely impact performance do not get better with time. Black & Veatch embodies these cornerstones in our Program/Project Execution Plan (PEP) to ensure we manage in a proactive and forward-looking vision, while learning and improving on the past lessons learned.



## Program Management Services

PACIFIC GAS & ELECTRIC POWER  
GENERATION: | SAN FRANCISCO, CA

Since 2003, Black & Veatch has maintained a Strategic Alliance (SA) with the PG&E Power Generation Department, San Francisco, California, for providing power engineering services. In March 2010, the SA was greatly expanded to include a broader range of services under a new program management agreement. Under the new agreement, to complement its engineering services, Black & Veatch is now providing project management services, asset program management services, startup and commissioning services, Engineering and Procurement (EP), and, in the future, alternative project delivery using the Engineering, Procurement, Construction (EPC) approach and FERC licensing support.

For PG&E's hydropower program, Black & Veatch provides asset program management services in the areas of penstocks, oil spill prevention, governors, pressure-reducing valves, and low-level outlet facilities safety. Black & Veatch is providing operator training and startup and commissioning services on a case-by-case basis. The project work performed to date has been completed on schedule and within budget.

### KEY TEAM MEMBERS

- James Elliott
- Heather Sheridan
- Nate Smith
- Andy Lockwood

### CLIENT REFERENCE

Reference available upon request

### BLACK & VEATCH'S ROLE

Prime - Engineering Consultant

### SUBCONSULTANTS

N/A

### *Approach to attain budget goals, timetables, and process improvement*

Black & Veatch worked together with Pacific Gas & Electric Power Generating Staff to successfully manage various concurrent projects. Each Project Manager handled numerous projects simultaneously. The project management and quality control procedures used by Black & Veatch are reflected in our organizational structure and serve to demonstrate our commitment to outstanding service to our clients needs. This approach helps ensure all roles and responsibilities, lines of communication and data transfer, and issue/resolutions are effectively communicated, managed, and educated/informed decisions are made in timely manner. We recognize that these attributes are especially critical on this project given the critical schedule inter-dependencies between multi-faceted activities, data/information transfers, and coordination requirements over a wide range of the project.

PROJECTS	WORK PERFORMED
Governor Upgrades	Provided engineering and construction phase services required to convert existing governors to new digital governors. Example Projects: Pit 1, Pit 4, Spring Gap.
Generator Rewinds	Provided design and bid support services for multiple generator rewinds. Provided electrical engineering support during startup of the equipment. Example Projects: Pit 5 Powerhouse, Units 1 & 2.
Generator Protection Upgrades	Provided design, equipment specifications and construction phase services for generator protection upgrades. 14 Projects: Pit 3, 4, 5, 6 and 7 Powerhouses; Caribou 1 Powerhouse Unit 3 and Caribou 2 Powerhouse Units 4 & 5.
High, Medium & Low Switchgear Replacements	Pit 5 Arc Flash - Designed and prepared contract documents for replacement of 11.5 kV and 480 V Switchgear at Pit 5 Powerhouse and Pit 1 Generator Circuit Breaker / Switchgear Replacement
Generator Step-Up (GSE) Transformer Upgrade / Replacement	Provided design, equipment specifications and construction phase services for GSE Transformer upgrades. Example Projects: Pit 4, Belden Powerhouses
Excitation System Upgrade or Replacement	Provided design, equipment specifications and construction phase services for replacement of voltage regulator and installation of power system stabilizer. Example Projects: Pit 6, 7 Powerhouses; Caribou 1 Powerhouse, Units 1, 2, 3; Belden and Bucks Creek Powerhouses.
Arc Flash Remediation	Pit 4 Powerhouse, design Arc Flash Detection System for station service auxiliary power systems. Pit 3 Powerhouse, install Arc Flash detection system in 11.5 kV switchgear. Pit 5 Powerhouse, design Arc Flash rated 11.5kV and 480V switchgear
Oil Spill Prevention	Provided planning and design of oil spill protection based on a three-phased approach including: identification of categories with unique protection requirements, develop solutions to avoid spills, and test prototype designs. Example Projects: e.g., Pit 1, 3, 4, 5, 6, 7 Powerhouses.
Project Management Services	Black & Veatch PMs serve as PG&E Project Managers; PMs prepare preliminary budgets, scopes of work, cost estimates, and schedules leading to preparation of an Advance Job Estimate for assigned jobs as requested. Each PM handles numerous projects simultaneously.
Asset Program Management Services	Black & Veatch staff serve as asset program leads responsible for preparing objectives, developing investment strategy, overseeing risk assessments, project budgeting, scheduling, and cost trending. Asset programs involving Black & Veatch staff include oil spill prevention, governors, pressure reducing valves, low level outlet facilities safety, and penstocks.
Startup and Commissioning Services	Black & Veatch staff provided testing and commissioning in April 2010 for Caribou 2 OSPP; and training in March 2011 for Pit 1 OSPP.

## 4 | Required Forms

<b>REQUIRED FORMS .....</b>	<b>19</b>
Appendix B Minimum Qualifications Form .....	20
Appendix B – Response Form.....	21
JSEB Status Statement .....	22
Conflict of Interest Disclosure Form.....	23
Certificate of Insurance .....	24
W-9 .....	25
Evidence of Active Registration with the State of Florida Division of Corporations.....	26

**GENERAL**

**THE MINIMUM QUALIFICATIONS SHALL BE SUBMITTED ON THIS FORM. IN ORDER TO BE CONSIDERED A QUALIFIED RESPONDENT BY JEA YOU MUST MEET THE MINIMUM QUALIFICATIONS LISTED BELOW, AND BE ABLE TO PROVIDE ALL THE SERVICES LISTED IN THIS SOLICITATION/TECHNICAL SPECIFICATION.**

**THE RESPONDENT MUST COMPLETE THE RESPONDENT INFORMATION SECTION BELOW AND PROVIDE ANY OTHER INFORMATION OR REFERENCES REQUESTED. THE RESPONDENT MUST ALSO PROVIDE ANY ATTACHMENTS REQUESTED WITH THIS MINIMUM QUALIFICATIONS FORM.**

**RESPONDENT INFORMATION**

COMPANY NAME: Black & Veatch


BUSINESS ADDRESS: 11401 Lamar Avenue

CITY, STATE, ZIP CODE: Overland Park, KS 66211

TELEPHONE: 919 – 369- 1622

E-MAIL: OsborneJM@bv.com

PRINT NAME OF AUTHORIZED REPRESENTATIVE: Mike Osborne

SIGNATURE OF AUTHORIZED REPRESENTATIVE: 

NAME AND TITLE OF AUTHORIZED REPRESENTATIVE: James (Mike) M. Osborne, Associate Vice President

MINIMUM QUALIFICATIONS:

Respondent must meet the following Minimum Qualifications to be considered eligible to have its Response evaluated by JEA. Respondent must complete and submit the Minimum Qualification Form provided in this Solicitation. JEA reserves the right to ask for additional back up documentation or additional reference projects to confirm the Respondent meets the requirements stated below.

JEA will reject Responses from Respondents not meeting the following Minimum Qualifications:

- I. The Respondent must have successfully self-performed similar work preceding the Response Due Date.
- II. Any Respondent whose contract with JEA was terminated for default within the last two years shall have its Response rejected.

The project references will also be used to evaluate the Past Performance/Company Experience section. Any Respondent whose contract with JEA was terminated for default within the last two years shall have its Response rejected.

## 1. REFERENCE

**Reference Name:**

William Goodrich

**Reference Phone Number:**

904-665-6604

**Reference Company Name:**

JEA

**Address of Work:**

21 W Church St

Jacksonville, FL 32202

**Reference E-Mail Address:**

GoodWG@jea.com

**Dates of Work/Number of Employees:**

2021 - Ongoing / Aproximately 20 Current Black & Veatch Project Team Members

**Description of Work:**

An Integrated Resource Planning (IRP) study was prepared by Black & Veatch in 2022. The IRP was performed to compare future electric system demand to existing generating resources, evaluate new resource options, analyze solutions, gather stakeholder feedback, determine preferred portfolio, and develop an action plan. In parallel with the site selection study, the permitting review process

combined cycle resource.

## 2. REFERENCE

**Reference Name:**

Massoud Orya

**Reference Phone Number:**

+1 410-470-3719

**Reference Company Name:**

Exelon Utilities

**Address of Work:**

2301 Market Square

Philidelphia, PA 19101

**Reference E-Mail Address:**

**Dates of Work/Number of Employees:**

2020-Ongoing / Approximately 10 Black & Veatch Project Managers

**Description of Work:**

Black & Veatch PMO has partnered with a large utility client on the East Coast in support of their commercial solarupgrade strategy. Within this role, Black & Veatch PMO leads internal and external stakeholders to provide design reviews, engineering analysis, procurement, construction, and close-out.



**COMPANY INFORMATION:**COMPANY NAME: Black & VeatchBUSINESS ADDRESS: 11401 Lamar AvenueCITY, STATE, ZIP CODE: Overland Park, KS 66211TELEPHONE: 919 – 369- 1622FAX: N/AEMAIL OF CONTACT: OsborneJM@bv.com

MO (Initials) I have read and understood the Sunshine Law/Public Records clauses contained within this solicitation. I understand that in the absence of a redacted copy my proposal will be disclosed to the public "as-is".

**Company's Certification**

this RFP and agrees to abide by the terms and conditions set forth therein, that the person signing below is an authorized representative of the company, that the company is legally authorized to do business in the State of Florida, and that the company maintains in active status an appropriate license for the work.  
projected workload will not interfere with the company's ability to Work in a professional, diligent and timely manner.

other credentials required by law, contract or practice to perform the Work.

the Company shall immediately notify JEA of status change.

We have received addenda 1 through 2



Signature of

Agent

2/26/2024

Date

Mike Osborne, PE, Associate Vice President

Printed Name &amp; Title

704-510-8451

Phone Number


## **JSEB STATUS STATEMENT**

Black & Veatch is not a certified Jacksonville Small and Emerging Business (JSEB). We do not intend to subcontract any work on this project.

## CONFLICT OF INTEREST DISCLOSURE FORM

*Disclosing a potential conflict of interest does not disqualify vendors. In the event vendors do not disclose potential conflicts of interest, and they are detected by JEA, vendor may be **disqualified** from doing business with JEA.*

*Questions about this form? Contact (JEA, fill in the blank)*

JEA Bid/Solicitation/Contract Number: <b>1411544446</b>	Name of JEA Employee(s) Working on Vendor's Current Contract(s) with JEA: <b>N/A</b>	
Vendor Name: <b>Black &amp; Veatch Corporation</b>	Vendor Phone: <b>919-462-7296</b>	
Vendor's Authorized Representative Name and Title: <b>Mike Osborne   Associate Vice President</b>	Authorized Representative's Phone: <b>704-510-8451</b>	
<b>NAME(S) OF JEA EMPLOYEE(S) / PUBLIC OFFICER(S) WITH POTENTIAL CONFLICT OF INTEREST</b>		
Name of JEA public officer(s), employee(s), or relatives with whom there may be a potential conflict of interest. If more than five, attach a second form.		Relationship of JEA public officer(s)/employee(s) and/or relative(s) to vendor's company from list above (e.g. 1(a), 2, etc.). Please list all that apply:
1. <b>N/A</b>		<b>N/A</b>
2.		
3.		
4.		
5.		
<input checked="" type="checkbox"/> Vendor has no conflict of interest to report.  <input checked="" type="checkbox"/> Vendor hereby declares it has not and will not provide gifts or hospitality of any dollar value or any other gratuities to any JEA officer or employee to obtain or maintain a contract.  <input checked="" type="checkbox"/> I certify that this Conflict of Interest Disclosure has been examined by me and that its contents are true and correct to my knowledge and belief and I have the authority to so certify on behalf of the Vendor.		
Vendor's Authorized Representative Signature: 		Date: <b>2-27-24</b>

**FOR JEA USE ONLY IF CONFLICT NOTED**  
This form has been reviewed by:

Name of JEA Ethics Officer:	Signature:	Date:
Note:		



# CERTIFICATE OF LIABILITY INSURANCE

11/1/2024

DATE (MM/DD/YYYY)

11/10/2023

THIS CERTIFICATE IS ISSUED AS A MATTER OF INFORMATION ONLY AND CONFERS NO RIGHTS UPON THE CERTIFICATE HOLDER. THIS CERTIFICATE DOES NOT AFFIRMATIVELY OR NEGATIVELY AMEND, EXTEND OR ALTER THE COVERAGE AFFORDED BY THE POLICIES BELOW. THIS CERTIFICATE OF INSURANCE DOES NOT CONSTITUTE A CONTRACT BETWEEN THE ISSUING INSURER(S), AUTHORIZED REPRESENTATIVE OR PRODUCER, AND THE CERTIFICATE HOLDER.

IMPORTANT: If the certificate holder is an ADDITIONAL INSURED, the policy(ies) must have ADDITIONAL INSURED provisions or be endorsed. If SUBROGATION IS WAIVED, subject to the terms and conditions of the policy, certain policies may require an endorsement. A statement on this certificate does not confer rights to the certificate holder in lieu of such endorsement(s).

<b>PRODUCER</b> Lockton Companies 444 W. 47th Street, Suite 900 Kansas City MO 64112-1906 (816) 960-9000 kcasu@lockton.com		<b>CONTACT</b> NAME: PHONE (A/C, No, Ext): FAX (A/C, No): E-MAIL: ADDRESS:	
<b>INSURED</b> 1482181 BLACK & VEATCH CORPORATION 11401 LAMAR OVERLAND PARK KS 66211		<b>INSURER(S) AFFORDING COVERAGE</b> INSURER A: Zurich American Insurance Company INSURER B: American International Group UK Limited INSURER C: INSURER D: INSURER E: INSURER F:	
		<b>NAIC #</b> 16535	

**COVERAGES** **CERTIFICATE NUMBER:** 20054413 **REVISION NUMBER:** XXXXXXXX

THIS IS TO CERTIFY THAT THE POLICIES OF INSURANCE LISTED BELOW HAVE BEEN ISSUED TO THE INSURED NAMED ABOVE FOR THE POLICY PERIOD INDICATED. NOTWITHSTANDING ANY REQUIREMENT, TERM OR CONDITION OF ANY CONTRACT OR OTHER DOCUMENT WITH RESPECT TO WHICH THIS CERTIFICATE MAY BE ISSUED OR MAY PERTAIN, THE INSURANCE AFFORDED BY THE POLICIES DESCRIBED HEREIN IS SUBJECT TO ALL THE TERMS, EXCLUSIONS AND CONDITIONS OF SUCH POLICIES. LIMITS SHOWN MAY HAVE BEEN REDUCED BY PAID CLAIMS.

INSR LTR	TYPE OF INSURANCE	ADDL INSD	SUBR WVD	POLICY NUMBER	POLICY EFF (MM/DD/YYYY)	POLICY EXP (MM/DD/YYYY)	LIMITS
A	<input checked="" type="checkbox"/> COMMERCIAL GENERAL LIABILITY	Y	Y	GLO 4641358	11/1/2023	11/1/2024	EACH OCCURRENCE \$ 2,000,000
A	<input type="checkbox"/> CLAIMS-MADE <input checked="" type="checkbox"/> OCCUR			GLO 1365630	11/1/2023	11/1/2024	DAMAGE TO RENTED PREMISES (Ea occurrence) \$ 100,000
							MED EXP (Any one person) \$ 10,000
							PERSONAL & ADV INJURY \$ 2,000,000
							GENERAL AGGREGATE \$ 4,000,000
							PRODUCTS - COM/PROP AGG \$ 4,000,000
	GEN'L AGGREGATE LIMIT APPLIES PER:						
	<input checked="" type="checkbox"/> POLICY <input type="checkbox"/> PRO JECT <input type="checkbox"/> LOC						
	OTHER:						
A	<input checked="" type="checkbox"/> AUTOMOBILE LIABILITY	Y	Y	BAP 4641355	11/1/2023	11/1/2024	COMBINED SINGLE LIMIT (Ea accident) \$ 3,000,000
	<input checked="" type="checkbox"/> ANY AUTO						BODILY INJURY (Per person) \$ XXXXXXXX
	<input checked="" type="checkbox"/> OWNED AUTOS ONLY						BODILY INJURY (Per accident) \$ XXXXXXXX
	<input checked="" type="checkbox"/> HIRED AUTOS ONLY						PROPERTY DAMAGE (Per accident) \$ XXXXXXXX
	<input checked="" type="checkbox"/> NON-OWNED AUTOS ONLY						\$ XXXXXXXX
B	<input checked="" type="checkbox"/> UMBRELLA LIAB	Y	Y	62785285	11/1/2023	11/1/2024	EACH OCCURRENCE \$ 10,000,000
	<input type="checkbox"/> EXCESS LIAB						AGGREGATE \$ 10,000,000
	<input type="checkbox"/> DED <input type="checkbox"/> RETENTION \$						\$ XXXXXXXX
A	<input checked="" type="checkbox"/> WORKERS COMPENSATION AND EMPLOYERS' LIABILITY	Y	Y	WC 4641353 (AOS)	11/1/2023	11/1/2024	<input checked="" type="checkbox"/> PER STATUTE <input type="checkbox"/> OTH-ER
A	<input type="checkbox"/> ANY PROPRIETOR/PARTNER/EXECUTIVE OFFICER/ MEMBER EXCLUDED? (Mandatory in NH)	N/A		WC 4641354 (ID, MA, WI)	11/1/2023	11/1/2024	E.L. EACH ACCIDENT \$ 1,000,000
	If yes, describe under DESCRIPTION OF OPERATIONS below			WC 1365632	11/1/2023	11/1/2024	E.L. DISEASE - EA EMPLOYEE \$ 1,000,000
							E.L. DISEASE - POLICY LIMIT \$ 1,000,000

DESCRIPTION OF OPERATIONS / LOCATIONS / VEHICLES (ACORD 101, Additional Remarks Schedule, may be attached if more space is required)  
 PROJECT NUMBER: 1411480246; PROJECT NAME: GENERAL ENGINEERING SERVICES - ELECTRIC GENERATING PLANTS; PROJECT MANAGER: BLEVINS, MATTHEW B;  
 GENERAL LIABILITY AND AUTO LIABILITY ARE PRIMARY AND NON-CONTRIBUTORY. JEA IS INCLUDED AS AN ADDITIONAL INSURED ON THE GENERAL, UMBRELLA, AND AUTO POLICIES. WAIVER OF SUBROGATION IN FAVOR OF THE ADDITIONAL INSURED ON THE GENERAL, AUTO, UMBRELLA, AND WORKER'S COMPENSATION POLICIES. 30 DAY NOTICE OF CANCELLATION APPLIES, 10 DAYS NOTICE FOR NON-PAYMENT OF PREMIUM.

## CERTIFICATE HOLDER

## CANCELLATION See Attachments

20054413 JEA 377 HECKSCHER DRIVE JACKSONVILLE FL 32226	SHOULD ANY OF THE ABOVE DESCRIBED POLICIES BE CANCELLED BEFORE THE EXPIRATION DATE THEREOF, NOTICE WILL BE DELIVERED IN ACCORDANCE WITH THE POLICY PROVISIONS. AUTHORIZED REPRESENTATIVE 
---	---

© 1988-2015 ACORD CORPORATION. All rights reserved.

ACORD 25 (2016/03)

The ACORD name and logo are registered marks of ACORD

Form **W-9**  
(Rev. October 2018)  
Department of the Treasury  
Internal Revenue Service

## Request for Taxpayer Identification Number and Certification

► Go to [www.irs.gov/FormW9](http://www.irs.gov/FormW9) for instructions and the latest information.

**Give Form to the requester. Do not send to the IRS.**

Print or type.  
See Specific Instructions on page 3.

<b>1</b> Name (as shown on your income tax return). Name is required on this line; do not leave this line blank. <b>BLACK &amp; VEATCH CORPORATION</b>	
<b>2</b> Business name/disregarded entity name, if different from above	
<b>3</b> Check appropriate box for federal tax classification of the person whose name is entered on line 1. Check only <b>one</b> of the following seven boxes.  <input type="checkbox"/> Individual/sole proprietor or single-member LLC <input type="checkbox"/> C Corporation <input checked="" type="checkbox"/> S Corporation <input type="checkbox"/> Partnership <input type="checkbox"/> Trust/estate  <input type="checkbox"/> Limited liability company. Enter the tax classification (C=C corporation, S=S corporation, P=Partnership) ► _____ <b>Note:</b> Check the appropriate box in the line above for the tax classification of the single-member owner. Do not check LLC if the LLC is classified as a single-member LLC that is disregarded from the owner unless the owner of the LLC is another LLC that is <b>not</b> disregarded from the owner for U.S. federal tax purposes. Otherwise, a single-member LLC that is disregarded from the owner should check the appropriate box for the tax classification of its owner.  <input type="checkbox"/> Other (see instructions) ► _____	<b>4</b> Exemptions (codes apply only to certain entities, not individuals; see instructions on page 3):  Exempt payee code (if any) <u>5</u>  Exemption from FATCA reporting code (if any) _____  <small>(Applies to accounts maintained outside the U.S.)</small>
<b>5</b> Address (number, street, and apt. or suite no.) See instructions. <b>11401 LAMAR AVE.</b>	Requester's name and address (optional)
<b>6</b> City, state, and ZIP code <b>OVERLAND PARK, KS 66211</b>	
<b>7</b> List account number(s) here (optional)	

### Part I Taxpayer Identification Number (TIN)

Enter your TIN in the appropriate box. The TIN provided must match the name given on line 1 to avoid backup withholding. For individuals, this is generally your social security number (SSN). However, for a resident alien, sole proprietor, or disregarded entity, see the instructions for Part I, later. For other entities, it is your employer identification number (EIN). If you do not have a number, see *How to get a TIN*, later.

**Note:** If the account is in more than one name, see the instructions for line 1. Also see *What Name and Number To Give the Requester* for guidelines on whose number to enter.

<b>Social security number</b>									
		-			-				
<b>or</b>									
<b>Employer identification number</b>									
4	3	-	1	8	3	3	0	7	3

### Part II Certification

Under penalties of perjury, I certify that:

1. The number shown on this form is my correct taxpayer identification number (or I am waiting for a number to be issued to me); and
2. I am not subject to backup withholding because: (a) I am exempt from backup withholding, or (b) I have not been notified by the Internal Revenue Service (IRS) that I am subject to backup withholding as a result of a failure to report all interest or dividends, or (c) the IRS has notified me that I am no longer subject to backup withholding; and
3. I am a U.S. citizen or other U.S. person (defined below); and
4. The FATCA code(s) entered on this form (if any) indicating that I am exempt from FATCA reporting is correct.

**Certification instructions.** You must cross out item 2 above if you have been notified by the IRS that you are currently subject to backup withholding because you have failed to report all interest and dividends on your tax return. For real estate transactions, item 2 does not apply. For mortgage interest paid, acquisition or abandonment of secured property, cancellation of debt, contributions to an individual retirement arrangement (IRA), and generally, payments other than interest and dividends, you are not required to sign the certification, but you must provide your correct TIN. See the instructions for Part II, later.

<b>Sign Here</b>	Signature of U.S. person ►	Date ► <b>1/1/2024</b>
------------------	----------------------------	------------------------

## General Instructions

Section references are to the Internal Revenue Code unless otherwise noted.

**Future developments.** For the latest information about developments related to Form W-9 and its instructions, such as legislation enacted after they were published, go to [www.irs.gov/FormW9](http://www.irs.gov/FormW9).

## Purpose of Form

An individual or entity (Form W-9 requester) who is required to file an information return with the IRS must obtain your correct taxpayer identification number (TIN) which may be your social security number (SSN), individual taxpayer identification number (ITIN), adoption taxpayer identification number (ATIN), or employer identification number (EIN), to report on an information return the amount paid to you, or other amount reportable on an information return. Examples of information returns include, but are not limited to, the following.

- Form 1099-INT (interest earned or paid)

- Form 1099-DIV (dividends, including those from stocks or mutual funds)
- Form 1099-MISC (various types of income, prizes, awards, or gross proceeds)
- Form 1099-B (stock or mutual fund sales and certain other transactions by brokers)
- Form 1099-S (proceeds from real estate transactions)
- Form 1099-K (merchant card and third party network transactions)
- Form 1098 (home mortgage interest), 1098-E (student loan interest), 1098-T (tuition)
- Form 1099-C (canceled debt)
- Form 1099-A (acquisition or abandonment of secured property)

Use Form W-9 only if you are a U.S. person (including a resident alien), to provide your correct TIN.

If you do not return Form W-9 to the requester with a TIN, you might be subject to backup withholding. See What is backup withholding, later.

# *State of Florida*

## *Department of State*

I certify from the records of this office that BLACK & VEATCH CORPORATION is a Delaware corporation authorized to transact business in the State of Florida, qualified on December 22, 1998.

The document number of this corporation is F98000006965.

I further certify that said corporation has paid all fees due this office through December 31, 2023, that its most recent annual report/uniform business report was filed on March 6, 2023, and that its status is active.

I further certify that said corporation has not filed a Certificate of Withdrawal.

*Given under my hand and the  
Great Seal of the State of Florida  
at Tallahassee, the Capital, this  
the Thirteenth day of April, 2023*



  
Secretary of State

Tracking Number: 9677455237CU

To authenticate this certificate, visit the following site, enter this number, and then follow the instructions displayed.

<https://services.sunbiz.org/Filings/CertificateOfStatus/CertificateAuthentication>





[Department of State](#) / [Division of Corporations](#) / [Search Records](#) / [Search by Entity Name](#) /

## Detail by Entity Name

Foreign Profit Corporation  
BLACK & VEATCH CORPORATION

### Filing Information

**Document Number** F98000006965  
**FEI/EIN Number** 43-1833073  
**Date Filed** 12/22/1998  
**State** DE  
**Status** ACTIVE

### Principal Address

11401 LAMAR  
OVERLAND PARK, KS 66211

Changed: 04/25/2012

### Mailing Address

11401 LAMAR  
OVERLAND PARK, KS 66211

Changed: 11/01/2001

### Registered Agent Name & Address

C T CORPORATION SYSTEM  
% C T CORPORATION SYSTEM  
1200 SOUTH PINE ISLAND ROAD  
PLANTATION, FL 33324

Name Changed: 10/25/2004

Address Changed: 10/25/2004

### Officer/Director Detail

#### **Name & Address**

Title Director, Secretary

TRIPLETT, TIMOTHY W  
11401 LAMAR  
OVERLAND PARK, KS 66211

Title CFO

