

# Welcome to the

## Awards Meeting

**February 1, 2024, 10:00 AM EST**

You have been joined to the meeting with your **audio muted** by default.

At the designated public comment time we will provide opportunity for you to unmute to speak.

During the meeting, public comments received via e-mail regarding any matter on the agenda for consideration will be read out. Per the Public Notice Agenda posted on [JEA.com](http://JEA.com), public comments by e-mail must be received no later than 9:00 a.m. on the day of the meeting to be read during the public comment portion of the meeting.

Please contact **Camie Evers** by telephone at **(904) 832-3385** or by email at **[everca@jea.com](mailto:everca@jea.com)** if you experience any technical difficulties during the meeting.

<p style="text-align: center;"><b>JEA Awards Agenda</b>  <b>February 1, 2024</b>  <b>225 North Pearl St., Jacksonville, FL 32202 - Hydrangea Room 1st Floor</b>  <a href="#">Teams Meeting Info</a>  <b>Consent Agenda</b></p>											
<p>The Chief Procurement Officer offers the following items for the JEA Awards Consent Agenda. Any item may be moved from the Consent Agenda to the Regular Agenda by a committee member asking that the item be considered separately. <b>All items on the Consent agenda have been approved by OGC, Budget and the Business Unit Vice President and Chief.</b> The posting of this agenda serves as an official notice of JEA's intended decision for all recommended actions for <b>Formal Purchases</b> as defined by <b>Section 3-101 of the JEA Procurement Code</b>. Please refer to JEA's Procurement Code, if you wish to protest any of these items.</p>											
Award #	Type of Award	Solicitation # & Short Description/Title	VP	Awardee	Funding Source	Award Amount	Original Award Amount	New Not-to-Exceed	Amendments	Term (Projected) Start Date - End Date	JSEB Participation (Y/N) If Y, then list company name(s) (%,\$ - awarded)
1	Minutes	Minutes from 05/11/2023 Meeting	N/A	N/A	N/A	N/A	N/A	N/A	N/A	N/A	N/A
2	Contract Extension	1410196646-On-Road Residential Electrification Program and Strategy	Pope	Sagewell, Inc.	O&M	\$300,235.00	\$298,429.00	\$1,847,899.00	08/12/2021-\$23,386.00 03/17/2022-\$455,175.00 05/18/2023-\$770,674.00	One (1) Year w/Two (2)-One (1) Yr. Renewals Begin: 05/01/2021 End: 09/30/2024 No renewals remaining	N
	<p>For additional information contact: Angel Iosua</p> <p>This request is for \$300,235.00 in additional funds for a five (5) month extension from 05/01/2024 to 09/30/2024 to the existing contract with Sagewell, Inc. to maintain JEA's on-road residential electrification program and strategy for JEA's electrification efforts with the primary purpose of increasing JEA's net revenue. This extension shall maintain the scope changes previously approved by the Awards Committee. The general administrative fees (monthly program fee) for this extension shall include a four (4%) percent increase from current monthly program fees.</p> <p>The total amount shown is based on a five (5) month participation forecast. JEA's costs for IT support shall remain constant for this extension. JEA is in process of preparing a new bid for these services and anticipates beginning a new contract and the end of this extension. A five (5) month extension is being done to align with JEA's new fiscal year for the new contract.</p>										
3	Change Order	Post Implementation Professional Service Support For ON-Premise Oracle E-Business Suite Migration To Oracle Cloud Infrastructure	Selders	Accenture, LLP	O&M and Capital	\$472,192.00	\$1,600,000.00	\$2,072,192.00	N/A	One (1)Year with No Renewals Start: 07/26/2023 End: 07/25/2024	N
	<p>For additional information contact: Angel Iosua</p> <p>This award piggybacks off of the public NASPO contract No. 43230000-NASPO-16-ACS For Cloud Solutions dated June 21, 2019, competitively procured Cloud Solutions and executed Contract No. AR3086, Cloud Solutions ("Master Contract").</p> <p>This change order request is for \$472,192.00 of additional professional and architectural support services through 07/25/2024 for Oracle Integration Cloud Support and Oracle Service Bus. The rates in the SOW for professional and architectural support services will remain the same. JEA needs the additional Accenture resources because they have direct knowledge of JEA's new Cloud Infrastructure having led the implementation. Without Accenture's continued engagement support the ability of JEA's resources to effectively maintain/support this infrastructure is limited which would put JEA at risk. The request allows JEA's resources to take advantage of Accenture's knowledge and experience in a production environment.</p>										
4	Invitation For Bid (IFB)	1411528246 Installation of West Jax T1 Autotransformer	Melendez	C and C Power Line, Inc.	O&M	\$384,082.60	N/A	\$384,082.60	N/A	Project Completion Start Date: 01/20/2024 End Date: 01/31/025	N
	<p>Advised 12/05/2023 Mandatory Pre-Bid Meeting 12/11/2023 Responses Opened 01/09/2024 Four (4) Responses Received For additional information contact: Kenny Pearson</p> <p>This IFB is for the Installation of the West Jax T1 Autotransformer. This work includes demolishing an existing concrete transformer pad and installing a new pad, oil containment, conduit, cables, AC panel, AC breakers, bus-work, jumpers, and terminations for acceptance of the new T1 Autotransformer at West Jax Substation.</p> <p>The bid is 21% higher than the business unit estimate. However, given that the next lowest bid is 36% higher than the business unit estimate, the C and C Powerline bid of \$384,082.60 is deemed reasonable.</p>										
5	Contract Increase	001-20 Construction Management-at-Risk (CMAR) Services for the Nassau Water Reclamation Facility (WRF) Upgrade Projects	Melendez	The Haskell Company	Capital	\$4,546,608.00	\$420,020.00	\$116,360,084.00	06/23/2022 - \$19,899,397.00 10/06/2022 -\$85,235,958.00 02/16/2023 - \$6,258,101.00	Start Date: 01/05/2021 End Date: 02/05/2025	N
	<p>Last Awarded 02/16/2023</p> <p>For additional Information contact: Marline McDonald</p> <p>The scope of work to be performed under this solicitation consists of Construction Management-at-Risk services for the Nassau WRF Upgrade Projects. The upgrade projects include, but are not limited to, new common headworks, oxidation ditches, secondary clarifiers, UV disinfection upgrades, in plant pump stations, sludge holding tank, and new operations and maintenance buildings.</p> <p>This contract increase consists of furnishing all equipment, superintendence, labor, skill, material, and all other items necessary for the completion of the deep injection well (DIW) surface facilities and a second 1.5M gallon reclaimed water tank at the Nassau Regional WRF. The cost proposal was reviewed by JEA project staff and deemed reasonable compared to past projects.</p>										

Award #	Type of Award	Solicitation # & Short Description/Title	VP	Awardee	Funding Source	Award Amount	Original Award Amount	New Not-to-Exceed	Amendments	Term (Projected) Start Date - End Date	JSEB Participation (Y/N) If Y, then list company name(s) (% , \$ - awarded)
6	Invitation to Negotiate (ITN)	1411290046 - Management Consulting	Selders	Black & Veatch Management Consulting, LLC	O&M	\$31,600.00	\$300,000.00	\$331,600.00	N/A	Five (5) Years w/One (1) - 1 Yr. Renewal One Renewal Remaining Start Date: 08/26/2023 End Date: 08/25/2028	N
	<p>For additional information contact: Elaine Selders</p> <p>JEA is seeking consulting firms for ad hoc management consulting assignments for corporate and industry best practices, organization and work-flow improvements, and utility specific focus areas and topics (the “Work”) and to determine the best method for JEA to procure the Work with regards to pricing, assignments duration, quality, process and work product.</p> <p>The team evaluated the Responses and the decision was made to award four contracts. The awarded companies will work as requested on management consulting projects and propose pricing based on the hourly rates provided in their Responses and estimated hours. The projects will be awarded as individual task orders.</p> <p>An agreement was executed informally with Black &amp; Veatch in the not-to-exceed amount of \$300,000.00. One Task to Black &amp; Veatch has been awarded for a Cybersecurity and Compliance Governance and Capability Assessment in the amount of \$170,000.00, which left \$130,000.00 in available funds.</p> <p>This task to Black &amp; Veatch in the amount of \$161,600.00 is focused on analyzing and improving our current Procurement, Inventory and Demand Planning processes.</p> <p>Specifically, JEA Seeks to Analyze, Improve and Compare/Suggest Industry best practices in the following Areas:</p> <ul style="list-style-type: none"><li>• Demand Planning Issues</li><li>• Long Lead Time related Issues on Critical Items</li><li>• Separating Capital Inventory from O&amp;M Inventory</li><li>• Analyze current processes in these areas, suggest improvements, Business Process Changes.</li><li>• Compare with Industry peers who have similar challenges in these areas, Suggest Process/Technology Changes</li></ul> <p>The proposal pricing has been deemed reasonable and the estimated project completion timeline is three months. The Response Form and Proposal have been attached for reference.</p>										
7	Joint Project	COJ-Collins Rd-Blanding Blvd to Pineverde	Melendez	OSIRIS 9 Consulting	Capital	\$342,640.00	N/A	\$342,640.00	N/A	Start Date: February 2024 End Date: April 2025 (Est. Project Completion)	N
	<p>For additional information contact: David King</p> <p>The City of Jacksonville (COJ) has a programmed roadway widening improvement on Collins Road from Blanding Blvd to Pineverde Ln. In an effort to reduce JEA construction costs and limit adverse impacts to JEA’s rate payers and the public, JEA will construct its needed improvements concurrently with the COJ road construction, to ensure roadway restoration costs by JEA are minimal.</p> <p>COJ issued RFP P-45-19 for Professional Engineering Services for Collins Road Reconstruction from Blanding Blvd to Pineverde Lane. COJ evaluated the submitted responses and selected Osiris 9 Consulting, LLC as the most qualified to perform the work. COJ entered into a contract with Osiris 9 Consulting on 04/20/2023.</p> <p>The scope of work for JEA's portion of the project includes the relocation of the existing sewer force main with a directional drill component (approx. 435 LF) at the Collins Road Bridge. In addition, the existing AC watermain has reached the end of its service life and will be upgraded/replaced with new PVC pipe (open cut - approx. 5,350 LF of PVC) which will also include a directional drill component at the Collins Road Bridge (approx. 435 LF).</p> <p>The fee for this work utilizes the hourly rates negotiated by COJ. The fee is approximately 14% below JEA's estimate and deemed reasonable.</p>										
8	CONTRACT RENEWAL	1410470046 - Supplemental Vegetation Management Services	Erixton	The Davey Tree Expert Company	O&M and Capital	\$1,977,000.00	\$1,292,078.35	\$5,594,210.05	08/02/2022 - \$129,207.00 10/06/2022 - \$872,466.70 04/06/2023 - \$1,323,458.00	One (1) Yr. w/ Two (2) - One (1) Yr. Renewals  Start: 02/01/2022 End: 01/31/2025  No Renewals Remaining	N
	<p>Last Awarded: 04/06/2023 For additional information: Kenny Pearson</p> <p>The purpose of this renewal is to continue contract support of the vegetation management services contractor to provide services described herein (“Work”).</p> <p>JEA’s general plan is to employ three to five crews on a forty hour a week/time and equipment rates (T&amp;E) basis to provide coverage for additional supplemental vegetation management services over the three (3) year contract term, and if needed provide emergency storm support services. This includes, but is not limited to, urban, suburban, and rural environments, work within the travel way of single and multi-lane roadways, wooded rights-of-way, plants (power, water, wastewater), electric substations, lift stations, well sites, timberland, and near commercial/industrial facilities. No minimum quantities are guaranteed.</p> <p>There is an annual CPI increase associated with each renewal at the anniversary, the CPI increase for this work will be a 3.14% increase.</p>										

Award #	Type of Award	Solicitation # & Short Description/Title	VP	Awardee	Funding Source	Award Amount	Original Award Amount	New Not-to-Exceed	Amendments	Term (Projected) Start Date - End Date	JSEB Participation (Y/N) If Y, then list company name(s) (% , \$ - awarded)
9	Emergency/ Ratification	Single Phase Pad-mounted Transformers	McElroy	International Electric Co, Ltd	Inventory Blanket	\$6,107,290.00	NA	\$6,107,290.00	NA	One Time Purchase, already received.	N
	For additional information: Eddie Bayouth  The purpose of this ratification is to formalize the award committee approval for the emergency purchase of one hundred ninety (190) 50 kVA and three hundred (300) 75 kVA single phase pad-mounted transformers from International Electric Co, Ltd (IEC) in Korea. These transformers were ordered in January and February of 2023 and were received in December of 2023. The IEC transformers had a considerably shorter lead time than our current domestic manufacturers and were ordered as part the overall single phase pad mounted transformer strategy to mitigate the risk of running out of the 50 kVA and 75 kVA single phase pad-mounted transformers. The transformers are currently being tested before they are put into operation.										
10	Emergency/ Ratification	Single Phase Pad-mounted Transformers	McElroy	KBS Electrical Distributors, Inc.	Inventory Blanket	\$876,188.60	NA	\$876,188.60	NA	Project Completion Start Date: 06/09/2023 Start Date: 03/18/2024	N
	For additional information: Eddie Bayouth  The purpose of this ratification is to formalize the award committee approval for the emergency purchase of eighty (80) 25 kVA, sixty (60) 50 kVA and sixty (60) 75 kVA single phase pole-mounted transformers from Romagnolo in Brazil, through their US distributor, KBS Electrical Distributors, Inc. These transformers were ordered in June of 2023 and have an expected delivery date of 03/18/2024. The Romagnolo transformers had a considerably shorter lead time than our current domestic manufacturers and were ordered as part the overall single phase pole- mounted transformer strategy to mitigate the risk of running out of the 25 kVA, 50 kVA and 75 kVA single phase pole-mounted transformers.										
11	Single Source	Spot Buy Substation Circuit Breakers GCBAR002	McElroy	Mitsubishi Electric Power Products, Inc.	Inventory	\$573,425.00	N/A	\$573,425.00	N/A	One-time purchase, expected delivery 12/18/2026	N
	For additional information: Eppie Green  This award request is for an immediate inventory purchase of five (5) GCBAR002 substation circuit breakers from Mitsubishi. Mitsubishi is the only approved manufacturer of this size breaker based on design and technical facets that only the Mitsubishi products possess. Currently, lead time for the breakers is one hundred and fifty (150) weeks. This short term purchase will ensure JEA's forecasted needs are met while JEA conducts a solicitation to establish a long term contract to adequately supply circuit breakers for planned Transmission OCB Replacement and New Substation Projects. Procurement and the business are currently in the planning stages for this holistic substation circuit breaker formal bid.  The price for these units is approximately 7% higher than the last purchase in 2023. However, given that the PPI for similar items over the same period of time is 5.2% the increase is deemed reasonable.										
12	Request for Proposal (RFP)	1411404246 Beacon Hills WTP Improvements	Melendez	McKim & Creed	Capital	\$788,851.00	N/A	\$788,851.00	N/A	Start Date: February 2024 End Date: February 2025 (Est. Project Completion)	Five Percent (5%) Evaluation Criteria  Evanlily Engineering (Electrical Engineering) - 11.66%  Smith Surveying Group (Survey) - 5.77%  Meskel & Associates Engineering (Geotechnical Engineering Services) - 1.20%
	Advised: 05/16/2023 Opened: 10/03/2023 Two (2) Proposals Received Public Evaluation Meeting: 11/08/2023 For additional information contact: Darriel Brown  This scope of work is to evaluate and select a Company that can provide professional Engineering Services for the rehabilitation and improvement of the Beacon Hills Water Treatment Plant (WTP). This scope also includes design, permitting, and bid phase services (services during construction will be added at a later stage via contract amendment).  This solicitation resulted in submission of two proposals, although JEA sought to improve participation with the extension of the due date and with inquiries to other capable engineering firms. Several firms declined to participate citing other project commitments.  The hourly rates are deemed reasonable compared to historical rates for work of this nature. The rates are fixed for the first year and may be increased by CPI annually if requested by the firm.										
13	Request for Proposal (RFP)	1411399646 Engineering Services for North Grid THM Mitigation Project	Melendez	Hazen and Sawyer	Capital	\$1,175,771.00	N/A	\$1,175,771.00	N/A	Start Date: 02/22/2024 End Date: 08/29/2029	Four Waters Engineering (Civil) - \$10,450.00
	Advised: 09/12/2023 Opened: 10/10/2023 One (1) Proposal Received Public Evaluation Meeting: 11/03/2023 For additional information contact: Dan Kruck  The Scope of Engineering Services for the North Grid Trihalomethanes (THM) Mitigation Project includes, but is not limited to developing a pilot test plan and testing. Design of the project, permitting support, engineering services during construction, and support during startup.  JEA reached out to firms that attended the pre-proposal meeting but did not propose and they listed their current workload and the specialty nature of this project as reasons from not participating. This fee is the first phase of the project for the pilot testing. Another award will be brought to the Awards Committee for the design and services during construction of the project. The hourly rates used to determine the fee were compared to past and current projects and deemed reasonable.										



Award #	Type of Award	Solicitation # & Short Description/Title	VP	Awardee	Funding Source	Award Amount	Original Award Amount	New Not-to-Exceed	Amendments	Term (Projected) Start Date - End Date	JSEB Participation (Y/N) If Y, then list company name(s) (%, \$ - awarded)
<b>Consent Agenda Action</b>											
Committee Members in Attendance	Names	_____ , _____ , _____									
Motion by:											
Second By:											
Committee Decision											
<b>Consent and Regular Agenda Signatures</b>											
Budget	Name/Title	_____									
Awards Chairman	Name/Title	_____									
Procurement	Name/Title	_____									
Legal	Name/Title	_____									

JEA Awards Agenda January 18, 2024 225 North Pearl St., Jacksonville, FL 32202 - Hydrangea Room 1st Floor <a href="#">Teams Meeting Info</a>											
Consent Agenda											
The Chief Procurement Officer offers the following items for the JEA Awards Consent Agenda. Any item may be moved from the Consent Agenda to the Regular Agenda by a committee member asking that the item be considered separately. <b>All items on the Consent agenda have been approved by OGC, Budget and the Business Unit Vice President and Chief.</b> The posting of this agenda serves as an official notice of JEA's intended decision for all recommended actions for <b>Formal Purchases</b> as defined by <b>Section 3-101 of the JEA Procurement Code</b> . Please refer to JEA's Procurement Code, if you wish to protest any of these items.											
Award #	Type of Award	Solicitation # & Short Description/Title	VP	Awardee	Funding Source	Award Amount	Original Award Amount	New Not-to-Exceed	Amendments	Term (Projected) Start Date - End Date	JSEB Participation (Y/N) If Y, then list company name(s) (% , \$ - awarded)
1	Minutes	Minutes from 01/11/2024 Meeting	N/A	N/A	N/A	N/A	N/A	N/A	N/A	N/A	N/A
2	Invitation For Bid (IFB)	1411528246 Installation of West Jax T1 Autotransformer	Melendez	C and C Power Line, Inc.	Electric	\$384,082.60	N/A	\$384,082.60	N/A	Project Completion Start Date: 01/20/2024 End Date: 01/31/025	N
	Deferred										
3	Change Order	025-20 Construction Services for the District II - 10800 Key Haven Blvd. Pump Station Project Improvements	Melendez	Petticoat-Schmitt Civil Contractors Inc	Capital	\$362,000.00	\$1,357,824.00	\$1,750,685.00	07/15/2021 - \$15,621.00 08/10/2023 - \$15,240.00	Start: 06/04/2020 End: 07/30/2024	N
	Last Awarded: 06/04/2020 For additional information contact: Marline McDonald  The scope of work includes replacing the pump station (PS) located at 10800 Key Haven Blvd. with a new submersible pump station.  This change order request is to complete the force main revisions required to complete the Key Haven PS to Robena Rd BPS project so that both stations can operate in service as designed. This was originally planned as part of the Key Haven project but was left out of the original as the construction drawings for the force main revisions were not complete when the pump stations drawings were. JEA negotiated a lump sum price for this work which was compared to the internal JEA estimate and deemed reasonable by JEA project staff.										
4	Single Source	Blacks Ford WRF Package Plant	Vu	Evoqua Water Technologies LLC	Capital	\$1,925,000.00	N/A	\$1,925,000.00	N/A	Start: 01/25/2024 End: 01/31/2025	N
	For additional information contact: David King  The purpose of this Award is to deliver and install equipment/materials to modify the existing 0.6 mgd 5-Stage Biological Nutrient Removal (BNR) activated sludge field erected wastewater treatment plant and place the plant back into service as a 0.95 mgd 3-Stage BNR activated sludge process at Blacks Ford Water Reclamation Facility (WRF).  Blacks Ford WRF is almost at the 6 mgd permitted capacity. The expansion of Blacks Ford is in design, but action must be taken in the meantime to prevent exceeding its permitted capacity. A package plant was used for additional flow during the last expansion. Evoqua/DAVCO is the original provider of this package plant. This award request is for \$1,925,000.00 to Evoqua Water Technologies LLC/DAVCO to rehab the existing package plant and provide an additional 0.95 mgd of capacity. The cost proposal for rehabilitating the DAVCO package plant into pretreatment was the most cost effective compared to other alternatives evaluated including the following: returning the package plant to its original operation with less treatment capacity, modify the package plant to achieve the 0.6 MGD of treatment capacity, constructing a 4th clarifier, using the DAVCO package plant for pretreatment, and utilizing the package plant for flow equalization.										
5	State Contract/ Piggy Back	On-Premise Cisco UCS Hardware: Hybrid Cloud Backup Consolidation	Datz	Netsync	O&M	\$1,244,958.96	N/A	\$1,244,958.96	N/A	One Time Purchase	N
	State of Florida Contract 43220000-NASPO-19-ACS- AR3227 Piggyback  For additional information contact: Angel Iosua  This award piggybacks off of the State of Florida contract with Cisco Systems, Inc. which was competitively bid in 2019 and expires 09/2024.  JEA's current backup systems include AvePoint, AvePoint Cloud(M365), Catalyst Object Backup, OCI(Only Oracle EBS currently) and Commvault with multiple, onsite HPE StoreOnce Appliances as the primary data repository with the exception of the cloud based services. The varied backup solutions are transitioning to one solution, i.e. Cohesity Platform and is aligned with the Technology Services Roadmap.. JEA had awarded and purchased the cloud and required software components for the Hybrid Cloud Architecture in July 2023 with an award to CDW/HPE as part of the initial project phases.  The build out of the new hybrid-cloud infrastructure and consolidation of all existing backup platforms into a single solution is well underway with the cloud system deployment and SAAS components all 100% deployed in AWS and Azure(M365 - SAAS). As noted during the initial procurement last July, the project team separated out all on-premise hardware into a different procurement to ensure the best hardware solution in terms of cost, functionality and supportability was chosen. JEA selected to build Cisco UCS infrastructure as the on-premise solution based on functionality, supportability, account support and available NASPO contract pricing. This request is for a one-time purchase of On-premise Cisco UCS hardware in the amount of \$1,244,958.96 based on State of Florida contract 43220000-NASPO-19-ACS-A3227 pricing.  State Contract Link: https://www.dms.myflorida.com/business_operations/state_purchasing/state_contracts_and_agreements/alternate_contract_source/data_communications_products_and_services										

Award #	Type of Award	Solicitation # & Short Description/Title	VP	Awardee	Funding Source	Award Amount	Original Award Amount	New Not-to-Exceed	Amendments	Term (Projected) Start Date - End Date	JSEB Participation (Y/N) If Y, then list company name(s) (% , \$ - awarded)
6	Invitation For Bid (IFB)	1411528446 Plastic Polymer Manholes and Boxes for Inventory Stock	McElroy	Gresco Supply, Inc.	Inventory Blanket Account	\$1,490,962.35	N/A	\$1,490,962.35	N/A	Three (3) Years, w/ Two (2) - 1 Yr. Renewals Start: 01/25/2024 End: 01/24/2027	N
	Advertised: 12/01/2023 Optional Pre-bid: 12/06/2023 Ten (10) Vendors Participated Responses Opened 12/19/2023 Five (5) Responses Opened For additional information contact: Eddie Bayouth										
	This IFB is for the purchase of Plastic Polymer Manholes and Boxes for inventory stock. The plastic polymer manholes and boxes are used primarily by the electric group.										
	JEA evaluated the bids on price alone, and to ensure uniformity of products, and a common manufacturer and distributor, the analysis was based on the total bid for all Plastic Polymer Manholes and Boxes. This requirement allows JEA the flexibility to order truckloads of mixed items from the same supplier instead of truckload quantity of a single item had multiple suppliers been awarded.										
	JEA saw an increase of 13.2% in the overall cost of the seven (7) items in this solicitation. The first and second bids were within 2.6% of each other, validating that prices are in line with market conditions. This increase is in line with the increases we have seen across the electrical commodity, and as such, JEA deems this purchase justifiable.										
7	Invitation For Bid (IFB)	1411527646 Concrete Poles for Inventory Stock	McElroy	Dura-Stress	Inventory Blanket Account	\$4,116,635.91	N/A	\$4,116,635.91	N/A	Three (3) Years, w/ Two (2) - 1 Yr. Renewals Start: 01/25/2024 End: 01/24/2027	N
	Advertised: 12/01/2023 Responses Opened 12/19/2023 Two (2) Responses Opened For additional information contact: Eddie Bayouth										
	This IFB is for the purchase of Concrete Utility Poles for inventory stock. The concrete poles are used by the electric group.										
	Although JEA received two (2) responses at bid opening; Valmont withdrew their bid when they realized they did not meet the minimum qualifications which required them to bid on all of the items. Valmont did not bid on the 65', 70' and 75' poles because they no longer manufacture these lengths to our specifications.										
	JEA evaluated the bids on price alone, and to ensure uniformity of product, and a common manufacturer and distributor, the analysis was based on the total bid for all Concrete Utility Pole items. This requirement allows JEA the flexibility to order truckloads of mixed items from the same supplier instead of truckload quantity of a single item had multiple suppliers been awarded.										
JEA saw an increase of 22.3% in the overall cost of the seventeen (17) items in this solicitation. When comparing the Dura-Stress bid to the bid that was later withdrawn from Valmont, the bids for the thirteen items Valmont provided pricing are within 3.9% of each other, validating the prices based on current market conditions and as such, JEA deems the purchase justifiable.											
8	Contract Amendment	1411386246 Hand and Power Tools for Inventory Stock	McElroy	Anixter/Wesco Ferguson Enterprises, L.L.C. MSC Industrial Supply Co. Vallen Distribution, Inc. Bishop Lifting/Certified Slings & Supply Stuart C. Irby Gresco Supply, Inc	Inventory Blanket Account	(\$5,471.64) \$ - (\$20,941.18) \$ - \$ - \$21,784.32 \$ - Total (\$4,628.50)	\$914,314.35 \$165,629.90 \$154,805.95 \$96,738.47 \$26,580.00 \$ - \$12,601.25 Total \$1,370,669.92	\$908,842.71 \$165,629.90 \$133,864.77 \$96,738.47 \$26,580.00 \$21,784.32 \$12,601.25 Total \$1,366,041.42	NA	One (1) Year w/Two (2) - 1 Yr. Renewals Start: 12/05/2023 End: 12/4/2024	N
	For additional information contact: Eddie Bayouth										
	The purpose of this contract amendment is to correct the original award amount presented to the Awards' Committee on 11/30/2023.										
	Because of an error in the analysis spreadsheet, eleven (11) items that Stuart C. Irby won were not assigned to them. Once corrected, MSC Industrial Supply' total number of items was reduced from 172 to 166 and its total amount was reduced by \$20,941.18, and Wesco's total number of items was reduced by five (5) and its total amount was reduced \$5,471.64.										
	Irby's amount for the eleven (11) items is \$21,784.32 and the total amount for the award is reduced by \$4,628.50.										
9	State Contract/ Piggy Back	Network Segmentation Project – SOCC Segmentation Firewalls	Datz	Netsync	O&M	\$349,664.00	N/A	\$349,664.00	N/A	One Time Purchase	N
	State of Florida Contract 43220000-NASPO-19-ACS-AR3229 Piggyback										
	For additional information contact: Angel Iosua										
	This award piggybacks off the State of Florida contract with Palo Alto Networks, Inc., which was competitively bid in 2019 and expires 09/2024.										
	Palo Alto Networks is the JEA standard for next-generation firewalls which provide a first line of information security defense for critical infrastructure systems. Part of the Network Rehabilitation and Upgrade project for FY24 is to support multiple, pre-requisites required to maintain compliance, network visibility and network security.										
This request is for a one-time purchase of hardware and software required for the JEA team to implement a new pair of redundant Palo Alto Firewalls for the configuration of additional network security precautions at the location in the amount of \$349,664.00 based on the contract, Florida – Palo Alto NASPO   AR3229 pricing.											
State Contract Link: https://www.dms.myflorida.com/business_operations/state_purchasing/state_contracts_and_agreements/alternate_contract_source/data_communications_products_and_services											

Award #	Type of Award	Solicitation # & Short Description/Title	VP	Awardee	Funding Source	Award Amount	Original Award Amount	New Not-to-Exceed	Amendments	Term (Projected) Start Date - End Date	JSEB Participation (Y/N) If Y, then list company name(s) (%, \$ - awarded)
Consent Agenda Action											
Committee Members in Attendance	Names	Ted Phillips, Janie Smalley, Delphine Maiden									
Motion by:	Delphine Maiden										
Second By:	Janie Smalley										
Committee Decision	Approved items 1 and 3-9. Item 2 is being deferred										
Consent and Regular Agenda Signatures											
Budget	Name/Title	<u>Stephanie M Healy</u>									
Awards Chairman	Name/Title	<u>Theodore B Phillips</u>									
Procurement	Name/Title	<u>JM M</u>									
Legal	Name/Title	<u>Rebecca Lavis</u>									

## JEA Awards Agenda

May 18, 2023

225 North Pearl St., Jacksonville, FL 32202 - Hydrangea Room 1st Floor

[Teams Meeting Info](#)

## Consent Agenda

The Chief Procurement Officer offers the following items for the JEA Awards Consent Agenda. Any item may be moved from the Consent Agenda to the Regular Agenda by a committee member asking that the item be considered separately. **All items on the Consent agenda have been approved by OGC, Budget and the Business Unit Vice President and Chief.** The posting of this agenda serves as an official notice of JEA's intended decision for all recommended actions for **Formal Purchases** as defined by **Section 3-101 of the JEA Procurement Code**. Please refer to JEA's Procurement Code, if you wish to protest any of these items.

Award #	Type of Award	Solicitation # & Short Description/Title	VP	Awardee	Funding Source	Award Amount	Original Award Amount	New Not-to-Exceed	Amendments	Term	JSEB Participation (Y/N) If Y, then list company name(s) (% \$ awarded)
1	Minutes	Minutes from 05/11/2023 Meeting	N/A	N/A	N/A	N/A	N/A	N/A	N/A	N/A	N/A
2	State Contract/ Piggyback	Workplace Modernization Consulting Services	Selders	Microsoft Corporation	O&M (HE20700)	\$2,332,015.00	N/A	\$2,332,015.00	N/A	Project Completion Start (06/06/2023) End (Estimated 12/31/2023)	N/A
	<p>State of Florida Contract 43230000-015-01 Piggyback</p> <p>For additional information contact: Nick Dambrase</p> <p>JEA seeks to modernize the systems that it uses for communication and collaboration across the organization. JEA seeks to partner with Microsoft Corp to provide consulting services for guidance in its investment in systems and technology that will provide the best value to their end users with the least disruption over time. JEA chose to use Microsoft due to their experience of moving companies to the cloud. JEA is looking to leverage cloud-based collaboration through the use of SharePoint Online in support of this strategy.</p> <p>This award piggybacks off of the State of Florida contract with Microsoft Corporation which was competitively bid in 2017 and expires 08/2024. This request is for an estimated seven (7) month engagement for consulting services to modernize JEA's internal communication and collaboration strategy(ies). Microsoft also agreed to keep our current system under support while we do this migration. This engagement shall also include implementation of accompanying technologies to complete the modernization. When completed, the modernization shall include a new environment that transitions unsupported workflows and information paths that currently reside in JEA's on premise environment. The goal of this engagement is to establish an engaging platform that provides a unified and modern employee experience allowing for seamless collaboration and access to applications and data, specifically around our SharePoint Online instance.</p>										
3	RFP	1411145846-23 Trailers, Wire Puller and Tensioner	McElroy	Altec Industries, Inc.	Capital	\$740,714.75	N/A	\$740,714.75	N/A	Project Completion (Estimated August 2024)	N /A
	<p>Advertised 3/30/2023</p> <p>Four (4) Proposals Received</p> <p>For additional information contact: Eddie Bayouth</p> <p>This Request For Proposal is for the purchase of three (3) cable pullers and one (1) bullwheel tensioner.</p> <p>For Electrical Replacement there were two (2) cable pullers and one (1) bullwheel tensioner; for Expansion there was one (1) cable puller for FY23. JEA received four proposals for the smaller bullwheel tensioner, but only one proposal for the larger cable puller. The three vendors that did not submit proposals for the cable puller stated that they did not have any equipment available that could meet the technical specifications requested as they required substantial modifications from their standard offerings. JEA Fleet budgeted \$260,000.00 for each of the cable pullers based on the last price paid in 2015 and additional increases seen in trailer prices since then. JEA Fleet also budgeted \$97,000.00 for the wire tensioner based on conversations with vendors prior to solicitation being issued.</p> <p>Actual costs of each cable puller will be \$227,416.26 and the bullwheel tensioner will be \$58,466.00. After evaluating the proposals, Altec Industries, Inc. was deemed to have the highest overall score for both trailers. It should be noted that Altec Industries Inc. was the highest evaluated and lowest overall price.</p>										
4	Contract Increase	1410399647 Construction Services for Underground Water, Wastewater, and Reuse Grid Repair and Installation Services	Vu / Water- Wastewater	Callaway Contracting, Inc. J. B. Coxwell Contracting, Inc. T B Landmark Construction Inc Petticoat-Schmitt Civil Contractors, Inc.	Capital	\$2,045,000.00 \$2,000,000.00 \$2,000,000.00 \$890,000.00	\$2,500,000.00 \$2,000,000.00 \$2,000,000.00 \$1,000,000.00	\$12,000,000.00 \$4,200,000.00 \$4,200,000.00 \$3,200,000.00	Callaway Contracting, Inc. 9/14/2022 - \$250,000.00 9/22/2022 - \$6,300,000.00 4/13/2023 - \$905,000.00  J. B. Coxwell Contracting, Inc. 04/13/2023 - \$200,000.00  T B Landmark Construction Inc 4/13/2023 - \$200,000.00  Petticoat-Schmitt Civil Contractors, Inc. 7/11/2022 - \$100,000.00 9/22/2022 - \$1,000,000.00 4/13/2023 - \$210,000.00	Three (3) Years w/ Two - 1 Yr. Renewals  Start Date: 11/23/2021 End Date: 12/14/2024 Two Renewals Remaining	N/A Each task order under this contract will be reviewed and given a JSEB requirement prior to it being issued to the contractor.
5	Contract Increase	128-19 Residential Backflow Preventer Testing Services for JEA	Young	Bob's Backflow, Inc.	O&M	\$400,000.00	\$0.00	\$2,677,000.00	12/16/2021 - \$690,000.00 03/23/2023 - \$207,000.00	Two (2) Years w/Two (2) One (1) Yr. Renewals  Start: 02/01/2020 End: 01/31/2024 No Renewals Remaining	N/A
	<p>Last Awarded: 12/16/2021</p> <p>For additional information contact: Dan Kruck</p> <p>The scope of work for this contract includes testing residential reclaimed backflow preventers. Every residential reclaimed water customer is required to have a backflow preventor and have it tested every two years. The requested increase will fund the residential backflow testing contract through the end of the contract term. The cost of the testing has not increased, and will be fixed until the end of the contract. The services will be re-bid prior to the end of this contract.</p>										
6	Contract Increase	125-18 Grit, Waste & Sludge Disposal Management Services for the Buckman Water Reclamation Facility (WRF)	Vu / Water- Wastewater	H&H Liquid Sludge Disposal, Inc.	Capital and O&M	\$1,012,372.60	\$0.00	\$3,854,997.66	10/27/2022 - \$176,250.00 11/17/2022 - \$903,875.06	Five Years w/ One (1) – 1 Yr. Renewal  Contract Start Date: 10/30/2018 Contract End Date: 10/29/2023 One Renewal Remaining	N/A
	<p>Last Award Approval: 11/17/2022</p> <p>For additional information contact: Darriel Brown</p> <p>This contract increase is needed to fund biosolid removal through FY23. The biosolids dryer at Buckman WRF is currently out of service, resulting in using these services more than originally forecasted. The basis for the increase is historical spend and the Capital component has been added due to the dryer being out of commission. JEA is anticipating the need to be approximately \$168,728.77 per month for the remaining six (6) months of the contract.</p>										
7	Contract Increase	NGS 2B Gathering Conveyor Upgrade	Melendez	United Conveyor Supply Company (DBA UCC Environmental)	Capital	\$59,029.00	\$356,290.00	\$415,319.00	N/A	Project Completion (Q4, 2023)	N/A
	<p>Last Awarded: 03/23/2023</p> <p>Original Award Type: Single Source</p> <p>For more information contact: Rodney Lovgren</p> <p>The original scope of work is for the unit 2B gathering conveyor upgrade. After additional internal discussions with JEA maintenance, it was determined that it would be beneficial to add a rebuild kit to the conveyor takeup section along with new access covers. This contract increase is for OEM to provide the rebuild kit and access covers for this additional scope.</p>										

## Award# 2 02/01/2024 Supporting Documents

Award #	Type of Award	Solicitation # & Short Description/Title	VP	Awardee	Funding Source	Award Amount	Original Award Amount	New Not-to-Exceed	Amendments	Term	JSEB Participation (Y/N) If Y, then list company name(s) (% \$ awarded)
8	Renewal	On-Road Residential Electrification Program and Strategy	Pope	Sagewell, Inc.	O&M (HE10000)	\$770,674.00	\$298,429.00	\$1,547,664.00	08/12/2021 - \$23,386.00 03/17/2022 - \$455,175.00	One (1) Year w/Two (2) - One (1) Yr. Renewals Begin: (05/01/2021) End: (04/30/2024) No Renewals Remaining	JSEBs were reviewed and no opportunities available.
	Last Awarded: 03/17/2022 For additional information contact: Nickolas Dambrose  This request is for the last remaining one (1) year renewal from 05/01/2023 to 04/30/2024 to the existing contract with Sagewell, Inc. to maintain JEA's residential electric vehicle program. This renewal shall maintain the scope changes previously approved by the Awards Committee. The general administrative fees (monthly program fee) for this renewal shall include a two (2%) percent increase from current monthly program fees. This two (2%) increase is less than the previously anticipated four (4%) previously discussed in prior award.  JEA's annual total for electrical upgrades are an additional estimated \$163,00.00 from the prior year because program participation continues to increase. The total amount shown is based on a 1-year participation forecast. JEA's costs for IT support shall remain constant for this renewal. JEA's cost for its use of Sagewell's Dealer Inventory Search Tool (DIST) shall also decrease thirty-two (32%) percent from the prior annual renewal.										
9	RFP	B50 Generator Switchboard and ATS Supply	Melendez	JoKell, Inc.	Capital	\$423,939.76	N/A	\$423,939.76	N/A	Project Completion (Q3, 2024)	N/A
	Advised: 04/06/2023 Bid Opening: 05/02/2023 Three (3) Proposals Received For additional information contact: Rodney Lovgren  This award is for the supply of the parts needed for the integration of the emergency generator at BBGS. Parts include one (1) 480V, 2000A electric switchboard and five (5) 480V automatic bypass-isolation transfer switches. The award amount is 21% over the budget estimate (\$350,247.00). It is noted the budget estimate is over 1 year old and considering the current market and competitive proposals received, the price is deemed reasonable.										
10	RFP	Rihault Substation 138-26 kV T2 and Circuit 452 Addition	Melendez	Reliable Substation Services, Inc.	Capital	\$863,500.00	N/A	\$863,500.00	N/A	Project Completion (Q4, 2023)	JSEB Optional Landscape Construction 5%
	Advised: 03/29/2023 Bid Opening: 05/09/2023 Five (5) Proposals Received For additional information contact: Rodney Lovgren  The Substation Rihault T2 Addition project installs a T2 transformer. This project adds three (3) 26kV bays, two for the new 452 circuit expansion. The award amount is approximately 42% lower than the budget estimate. JEA reviewed the project with the supplier, which has performed a considerable amount of work JEA. Considering the range of the proposals received from \$863k to \$1.3M, the proposal price is deemed reasonable.										
11	DEFER	DEFER	DEFER	DEFER	DEFER	DEFER	DEFER	DEFER	DEFER	DEFER	DEFER
	DEFER										

### Consent Agenda Action

Committee Members in Attendance	Names <u>Ted Phillips</u> , <u>Janie Smalley for Laura Schepis</u> , <u>Tony Long for David Emanuel</u>										
Motion by:	<u>Janie Smalley</u>										
Second By:	<u>Tony Long</u>										
Committee Decision	<u>Approved</u>										

### Consent Agenda Signatures

Budget	Name/Title	<u>Stephanie M Dealy</u>
Awards Chairman	Name/Title	<u>Theodore B Phillips</u>
Procurement	Name/Title	<u>Joe Orfano</u>
Legal	Name/Title	<u>Rebecca Lavis</u>

### Informational

Sunshine Training took place for the Committee Members and their Delegates. Those in Attendance are as follows: Ted Phillips, Janie Smalley, Tony Long, Stephen Datz, Joe Orfano and Delphine Maiden.



Approved by the JEA Awards Committee

Date: 03/17/2022Item# 5

## Formal Bid and Award System

Award #5 March 17, 2022

**Type of Award Request:** RENEWAL  
**Requestor Name:** Reynolds, Anthony R. – Strategic Segment Manager  
**Requestor Phone:** (904) 772-5796  
**Project Title:** On-Road Residential Electrification Program and Strategy  
**Project Number:** HE10000 (\$23,386) 8007101 Original Budget  
**Project Location:** JEA  
**Funds:** O&M  
**Budget Estimate:** \$500,00.00 (FY'22 250,000.00 from BL01), (FY'23 \$250,000.00 from BL01)

**Scope of Work:**

This request is for on-road residential electrification program and strategy for JEA's electrification efforts with the primary purpose of increasing JEA's net revenue. JEA has implemented a residential electric vehicle program that yields a positive return on investment to the utility. This award authorizes a turnkey residential electric vehicle off-peak charging program that is consistent with JEA customer service standards. The budget for this award includes any customer rebates.

**JEA IFB/RFP/State/City/GSA#:** 1410196646  
**Purchasing Agent:** Dambrose, Nickolas C.  
**Is this a Ratification?:** No.

**RECOMMENDED AWARDEE(S):**

Name	Contact Name	Email	Address	Amount
SAGEWELL, INC.	Gary Smith	gary.smith@sagewell.com	1000 Massachusetts Ave, #59 Cambridge, MA 02138	\$455,175.00

**Amount of Original Award:** \$298,429.00  
**Date of Original Award:** 05/01/2021  
**Renewal Amount:** \$455,175.00

**List of Previous Change Orders / Amendments:**

CPA #	Amount	Date
197792	\$23,386.00	08/12/2021

**Length of Contract / PO Term:** One (1) Year w/Two (2) – 1 Yr. Renewals  
**New Not-To-Exceed Amount:** \$776,990.00  
**Begin Date (mm/dd/yyyy):** 05/01/2021  
**End Date (mm/dd/yyyy):** 04/30/2023  
**Renewal Options:** One (1) – 1 Yr. Renewal Remaining  
**JSEB Requirement:** JSEBs were reviewed and no opportunities available.

**Background/Recommendations:**

Competitively bid as an informal in the amount of \$298,429.00 in May 2021, and a change order of \$23,860.00 was approved by the Awards Committee on 08/12/2021. A copy of the change order award is attached as backup.

This request is for \$455,175.00 in additional funds for a one (1) year renewal from 05/01/2022 to 04/30/2023 to the existing contract with Sagewell, Inc. to maintain JEA's residential electric vehicle program and for three (3) additional services as described further below. The general administrative fees (monthly program fee) for this renewal shall include a two (2%) percent increase from current monthly program fees to cover upgrades one (1) and two (2) listed below through 05/01/2023. The one (1) year renewal estimate is attached as backup. All other costs remain constant as seen below.

	Term		Administrative Fees		(+)	Incentives	(=)	Total
	Beginning	Ending	per month	ext	(+)	ext	(=)	Total ext
Existing Scope*	5/1/2022	4/30/2023	\$15,000	\$180,000	(+)	\$100,100	(=)	\$280,100
Annual IT Support***	5/1/2022	4/30/2023		\$30,000				\$30,000
Incentive Processing****	5/1/2022	4/30/2022		\$16,200				\$16,200
EV Monitoring >1500****	5/1/2022	4/30/2022		\$8,000				\$8,000
DIST	5/1/2022	4/30/2023		\$20,540				\$20,540
Electrical Upgrades**	10/1/2022	4/30/2023	\$750	\$5,250	(+)	\$95,085	(=)	\$100,335
<b>Total Award Request</b>								<b>\$455,175.00</b>

\* (x) 12 months, \*\* (x) 7 months, \*\*\*Paid annually, \*\*\*\* Estimated costs

This renewal also includes the following upgrades:

- 1. Dealer Inventory Search Tool (DIST)**

The DIST is an enhancement for the Drive Electric website that will enable customers to actively search dealer inventory within 100 miles of Jacksonville in real time. Currently, Sagewell receives periodic updates on inventory and manually updates the Drive Electric website to show customers what is available. The search tool bypasses the manual update process allowing JEA customers to dynamically query dealership stock with one search and the ability to see multiple makes and models at the same time.

- 2. EV Monitoring Fees**

In anticipation of program growth, upon enrollment of 1,500 electric vehicles (EVs), a monthly fee of \$8.00 per vehicle will become effective for each vehicle in excess of 1,500 EVs to offset the existing charging rebate labor and server cycles. Current enrollment is 500 EVs.

- 3. Additional Incentive for Level 2 Chargers**

Effective Oct 1, 2022 this award provides a new incentive to customers to cover up to 15% of the costs to upgrade their electrical system to enable the installation of level 2 chargers. The incentive will be capped at \$300. Level 2 chargers enhance the customer's EV experience through dramatically shorter charge times, increasing the chance for further adoption. Many new EV owners do not install Level 2 chargers due to the cost of the required electrical upgrades, which limits JEA's ability to detect the location of Level 2 chargers within its territory using AMI data and limits the pool of eligible customers for participation in the Bring Your Own Charger program. Other customers who are educated on EVs know they will need to perform the upgrades which precludes them from purchasing EVs in the first place. In the future, more level 2 chargers in market would enhance JEA's ability to implement a manager charging program for customers to optimize charging while minimizing impacts of charging on the distribution system.



Request approval to award a one (1) year contract renewal to Sagewell, Inc. for On-Road Residential Electrification Program and Strategy in the amount of \$455,175.00, for a not-to-exceed amount of \$776,990.00 subject to the availability of lawfully appropriated funds.

**Director:** Pope, Jordan A - VP Corporate Strategy  
**Chief:** Dutton, Laura M. - Chief Strategy Officer

**APPROVALS:**

<u>Stephen Datz</u>	<u>3/17/22</u>
Chairman, Awards Committee	Date
<u>Laure A Whitmer</u>	<u>3/17/22</u>
Budget Representative	Date



January 26, 2022

Dear JEA EV Team,

Sagewell is pleased to present the following proposal to extend services provided by Sagewell through the end of Fiscal Year 25/26, ending on September 30, 2026.

Below are the program rates per the current contract:

- Monthly fee, \$14,667
- Yearly Maintenance and Support, \$30,000
- Incentive Processing cost, per payment, \$3

We propose future contracts include a per vehicle monitoring fee, after 1,500 vehicles are enrolled. This cost of \$8 per month covers the added costs to operate the Charging Rebate as enrollment grows.

We also propose the following cost increases per year, applied to the monthly program fee.

Remainder of FY 21/22 and FY 22/23 - 2.27%

FY 23/24 - 4%

FY 24/25 - 4%

FY 25/26 - 4%

This change would result in the following monthly program fees (rounded to nearest dollar):

Remainder of FY 21/22 and FY 22/23 - \$15,000

FY 23/24 - \$15,600

FY 24/25 - \$16,224

FY 25/26 - \$16,873

Thank you for your continued support.

Gary Smith  
Vice President of Programs  
Sagewell, Inc.



## Formal Bid and Award System

Award #6 August 12, 2021

**Type of Award Request:** CHANGE ORDER  
**Requestor Name:** Reynolds, Anthony R. - Strategic Segment Manager  
**Requestor Phone:** (904) 772-5796  
**Project Title:** On-Road Residential Electrification Program and Strategy  
**Project Number:** HE10000 (\$23,386), 8007101 Original Budget  
**Project Location:** JEA  
**Funds:** O&M  
**Budget Estimate:** \$300,000.00

**Scope of Work:**

JEA's electrification efforts have the primary purpose of increasing JEA's net revenue. JEA seeks to implement a residential electric vehicle program that yields a positive return on investment to the utility. This award authorizes a turnkey residential electric vehicle off - peak charging program that is consistent with JEA customer service standards. The budget for this award includes any customer rebates.

**JEA IFB/RFP/State/City/GSA#:** 1410196646  
**Purchasing Agent:** Dambrose, Nick  
**Is this a Ratification?:** No

**RECOMMENDED AWARDEE(S):**

Name	Contact Name	Email	Address	Phone	Amount
SAGEWELL, INC.	Gary Smith	Gary.smith@sagewell.com	1000 Massachusetts Ave, #59 Cambridge, MA 02138	(617) 963-8141	\$23,386.00

**Amount of the Original Award:** \$298,429.00  
**Date of the Original Award:** 05/01/2021  
**Change Order Amount:** \$23,386.00  
**Length of Contract:** One (1) Year w/Two (2) - One (1) Yr. Renewals  
**New Not to Exceed Amount:** \$321,811.00  
**End Date (mm/dd/yyyy):** 04/30/2022  
**JSEB Requirement:** None. No JSEBs Available

**Background/Recommendations:**

Advertised RFP on 12/11/2020. Ten (10) prime companies attended the optional pre-Response meeting held on 12/18/2020. At Response opening on 01/15/2021, JEA received ten (10) Responses. In addition to price, the supplier Responses were also evaluated on Past Performance, Professional Staff Experience, Design Approach and Workplan, and Revenue Potential. An informal contract was awarded to Sagewell. A copy of Sagewell's pricing and bid results are attached as backup.

This request is for \$23,386.00 in additional funds for additional incentives to customers enrolled in the charging rebate to be launched before fiscal year end. The C2M migration enables rebates to be processed. However, with the rescheduling of C2M completion to next fiscal year, JEA requests the change order amount to complete the processing of customer rebates. JEA will decide if the rebate processing will be contained in this scope of work upon contract renewal. The charging rebate is offered to customers who agree to shift and maintain their EV charging activities exclusively to the hours of 10pm to 7am Monday through Friday. Customers may also charge at any time on Saturday and Sunday. This will reduce the impact of EV charging to system peak and help improve load factor. The original intent was to offer customers a bill credit, which seemed plausible when the RFP was issued and the contract signed. Due to delays with C2M we will not be able to offer bill credits to customers to pay the incentive and have requested Sagewell to perform this task.

Sagewell will send quarterly incentive payments via Paypal, Venmo, or paper checks for off-peak charging incentive. Customers who charge off-peak hours are allowed up to three on-peak charging sessions per month for emergencies. The incentive amount shall be \$7 per month (for a total of up to \$21.00 per quarter per customer) for customers that meet compliance criteria. Sagewell will charge \$3.00 per incentive payment issued. Additionally, JEA has adjusted the predicted enrollment in the charging rebate, and predicted customer incentive amounts have also increased. Below is a breakdown of the new costs, and the total increase from the original contract. All other rates remain the same as the originally awarded rates. Additional funds will be reallocated from budget line item HE10000 to cover amount in excess of original budgeted amount.

Program Month	Customers		Monthly Incentive Amount*		Sagewell Processing Fee	
	Bid	Change Order	Bid	Change Order	Bid	Change Order (\$3.00 per customer)
1	75	450	\$ -	\$ 3,150.00		
2	175	504	\$ 525.00	\$ 3,528.00		
3	300	563	\$ 1,225.00	\$ 3,941.00	N/A	\$1,689.00
4	450	628	\$ 2,100.00	\$ 4,396.00		
5	600	700	\$ 3,150.00	\$ 4,900.00		
6	750	779	\$ 4,200.00	\$ 5,453.00	N/A	\$2,337.00
7	925	866	\$ 5,250.00	\$ 6,062.00		
8	1125	962	\$ 6,475.00	\$ 6,734.00		
9	1325	1067	\$ 7,875.00	\$ 7,469.00	N/A	\$3,201.00
10	1325	1183	\$ 9,275.00	\$ 8,281.00		
11	1525	1310	\$ 10,675.00	\$ 9,170.00		
12	1525	1450	\$ 10,675.00	\$ 10,150.00	N/A	\$4,350.00
Total Cost			\$ 61,425.00	\$ 73,234.00		\$11,577.00
Subtotal Change Order Amount				\$ 11,809.00		\$11,577.00
Total Change Order Amount					\$	23,386.00
Original Contract Amount					\$	298,425.00
New Not to Exceed Amount					\$	321,811.00

Request approval to award a change order to Sagewell, Inc. to issue incentives to customers enrolled in the charging rebate in the amount of \$23,386.00, for a new not-to-exceed amount of \$321,811.00, subject to the availability of lawfully appropriated funds.

**Director:** Nichols, Vicki D. - Dir Customer Solutions & Market Development

**VP:** Dutton, Laura M. - Chief Strategy Officer

**APPROVALS:**



08/12/2021

**Chairman, Awards Committee**

**Date**



**Budget Representative**

**Date**

On Road Electrification Program  
141096646 Addendum 2 Appendix A - Response Workbook (Revised)

**Section 1:** The following table shall capture all fees to deliver On Road Electrification Program as specified in this Solicitation. No additional fees shall apply. Section 2 below shall detail the software license cost, setup / implementation fees, (any) recurring maintenance and support fees, and training fees included in this Section.

**Section 1:** The following table shall capture all fees to deliver On Road Electrification Program as specified in this Solicitation. No additional fees shall apply. Section 2 below shall detail the software license cost, setup / implementation fees, (any) recurring maintenance and support fees, and training fees included in this Section.

**Section 2:** This Section shall detail the software license cost, setup / implementation fees, (any) recurring maintenance and support fees, and training fees included in Section 1 above.

### Description of Services

### 2.1 Annual Software Licenses Cost

Bidder agrees to provide JEA a non-revocable right to install and use the various Applications on prescribed devices during the one (1) year term of agreement.

[illegible]

## 2.2 Setup / Implementation Fees

2.2.1 Setup / Implementation - Please reference Section 4 of Appendix A - Technical Specifications. Any travel expenses shall be included and shall be subject to Appendix A - JEA Travel Policy.

### Description of Services

### 2.3 Recurring Annual Maintenance and Support

Costs shall include, but may not be limited to Maintenance and Support, must include technical support, customizations, and free software upgrades. JEA specifies the Recurring Annual Maintenance and Support to contain the service level agreement below:

TOTAL BID PRICE (Basis of Award)	\$	298,425.00
----------------------------------	----	------------

S.No	Question	Weightage	Score	Scores			
				RF RESOURCES LLC (rfresourcesllc.com) Weighted Score	CLEARBUILT CONSULTING INC (clearbuiltconsulting.com) Weighted Score	Signwell (signwell.com) Weighted Score	E-MOBILITY MARKET SERVICES, INC. DBA ZAPPTRIDE (e-workup.com) Weighted Score
Grand Total of Scores				81.17	71.28	92.18	84.45
Supplier Rank				3	4	1	2
1	Quotation of Rates	30		30	18.6	29.7	29.7
1.2	Respondent shall respond to this inquiry by completing and attaching Appendix B - Response Workbook	100	Mikulas Dembrow	30	18.6	29.7	29.7
2	Revenue Potential	15		6	9	12	15
2.2	Respondent shall respond to this inquiry by completing and attaching Appendix B - Response Workbook	100	William Mikes	6	9	12	15
3	Professional Staff Experience	5		4	9	12	15
3.2	Please respond to this section here.	100		3.93	3.12	4.22	2.95
			Donald Wucher	3.93	3.12	4.22	2.95
			Timothy Lough	3.93	3.12	4.22	2.95
			William Mikes	4.03	4.3	4.16	3.88
4	In Qualifications - Past Performance / Company E	30		24.9	24.5	27	23.4
4.2	References	100		24.9	24.5	27	23.4
			Donald Wucher	27	26.4	28.4	26.4
			Timothy Lough	22.3	23.1	24.3	24.3
			William Mikes	25.2	24	26.5	19.5
5	Effective Approach and Work Plan to Meet the P	20		16.33	16.07	19.27	13.4
5.3	Respondent shall respond to this inquiry by attaching a completed response in its own format.	100		16.33	16.07	19.27	13.4
			Donald Wucher	16	16.2	16	16.2
			Timothy Lough	11	16.6	16.2	16.2
			William Mikes	16	16	20	11
6	Information Items	0		0	0	0	0
7	Mandatory Bidding Certifications	0		0	0	0	0

# Award# 2 02/01/2024 Supporting Documents

Program Administration  
 Annual IT Support  
 Incentive Processing  
 EV Monitoring > 1500  
 DIST  
 Electrical Upgrades  
**Totals**

Administrative Fees				
	\$\$ per UOM		Annual Total	
UOM	Current	New	Current	New
per month	\$ 15,000.00	\$ 15,350.00	\$ 180,000.00	\$ 184,200.00
per year	\$ 30,000.00	\$ 30,000.00	\$ 30,000.00	\$ 30,000.00
per year	\$ 16,200.00	\$ 26,400.00	\$ 16,200.00	\$ 26,400.00
per year	\$ 8,000.00	\$ 67,200.00	\$ 8,000.00	\$ 67,200.00
per year	\$ 20,540.00	\$ 14,040.00	\$ 20,540.00	\$ 14,040.00
per month	\$ 750.00	\$ 13,140.00	\$ 5,250.00	\$ 13,140.00
			<b>\$ 259,990.00</b>	<b>\$ 334,980.00</b>

Annual Incentives	
Current	New
\$ 100,100.00	\$ 184,800.00
\$ -	
\$ -	
\$ -	
\$ -	
\$ 95,085.00	\$ 250,894.35
<b>\$ 195,185.00</b>	<b>\$ 435,694.35</b>

Annual Total	
Current	New
\$ 280,100.00	\$ 369,000.00
\$ 30,000.00	\$ 30,000.00
\$ 16,200.00	\$ 26,400.00
\$ 8,000.00	\$ 67,200.00
\$ 20,540.00	\$ 14,040.00
\$ 100,335.00	\$ 264,034.35
<b>\$ 455,175.00</b>	<b>\$ 770,674.35</b>

Prior Renewal Amount  
 New Renewal Amount

## Award# 2 02/01/2024 Supporting Documents

	May-24	Jun-24	Jul-24	Aug-23	Sep-24	
Monthly Program Admin	\$16,000	\$16,000	\$16,000	\$16,000	\$16,000	
Annual Maintenance and Support	\$12,500	-	-	-	-	
Dealer Inventory Search	-	-	-	-	-	
<b>BYOC ENROLLMENT COUNT</b>	2500	2600	2700	2800	2900	Adj 12/15/2023
BYOC > 1500 administration	\$8,000	\$8,800	\$9,600	\$10,400	\$11,200	
BYOC Incentive Processing Cost	-	\$7,800	-	-	\$8,700	
Electric Upgrades Admin	\$750	\$750	\$750	\$750	\$750	
Electric Upgrades Incentive Processing Cost	\$150	\$150	\$150	\$150	\$150	
<b>MONTHLY ADMINISTRATION TOTAL</b>	\$37,400	\$33,500	\$26,500	\$27,300	\$36,800	
<b>TARGET FYTD ADMIN TOTAL</b>	\$225,335	\$258,835	\$285,335	\$312,635	<b>\$349,435</b>	
ACTUAL Administration						
FYTD Administration	\$70,303	\$70,303	\$70,303	\$70,303	\$70,303	
<b>TARGET ELECTRIC UPGRADES</b>	401	451	501	551	601	Adj 12/15/2023
<b>TARGET MONTHLY ELECTRIC UPGRADES INCENTIVES (#)</b>	50	50	50	50	50	Adj 12/15/2023
Electric Upgrades Incentives	\$7,875	\$9,090	\$9,090	\$9,090	\$9,090	
<b>TARGET Electric Upgrades</b>	\$78,159	\$87,249	\$96,339	\$105,429	<b>\$114,519</b>	
ACTUAL Electric Upgrades						
CUM ACTUAL Electric Upgrades	\$ 8,531.39	\$ 8,531.39	\$ 8,531.39	\$ 8,531.39	\$ 8,531.39	
BYOC Incentives	\$17,500	\$18,200	\$18,900	\$19,600	\$20,300	
<b>TARGET BYOC Incentives</b>	\$120,057	\$138,257	\$157,157	\$176,757	<b>\$197,057</b>	
ACTUAL BYOC Incentives						
CUM ACTUAL BYOC Incentives	\$ -	\$ -	\$ -	\$ -	\$ -	
<b>FY24 PO AMOUNT (OCT-APR)</b>	<b>PO MAY-SEPT</b>					
PO TARGET TO DATE - ADMINISTRATION	\$37,400	\$70,900	\$97,400	\$124,700	<b>\$161,500</b>	
ADMINISTRATION	\$37,400	\$33,500	\$26,500	\$27,300	\$36,800	
PO TARGET TO DATE - INCENTIVES	\$25,375	\$52,665	\$80,655	\$109,345	<b>\$138,735</b>	
INCENTIVES	\$25,375	\$27,290	\$27,990	\$28,690	\$29,390	

<b>NEW PO TOTALS</b>	\$300,235
ADMINISTRATION	\$161,500
INCENTIVES	\$138,735
<b>FY TOTALS (Both POs)</b>	<b>\$661,012</b>
ADMINISTRATION	<b>\$349,435</b>
INCENTIVES	<b>\$311,576</b>



# Award# 3 02/01/2024 Supporting Documents

JEA Awards Agenda  
August 03, 2023

225 North Pearl St., Jacksonville, FL 32202 - Hydrangea Room 1st Floor

[Teams Meeting Info](#)

## Consent Agenda

The Chief Procurement Officer offers the following items for the JEA Awards Consent Agenda. Any item may be moved from the Consent Agenda to the Regular Agenda by a committee member asking that the item be considered separately. All items on the Consent agenda have been approved by OGC, Budget and the Business Unit Vice President and Chief. The posting of this agenda serves as an official notice of JEA's intended decision for all recommended actions for **Formal Purchases** as defined by **Section 3-101 of the JEA Procurement Code**. Please refer to JEA's Procurement Code, if you wish to protest any of these items.

Award #	Type of Award	Solicitation # & Short Description/Title	VP	Awardee	Funding Source	Award Amount	Original Award Amount	New Not-to-Exceed	Amendments	Term	JSEB Participation (Y/N) If Y, then list company name(s) (% , \$ - awarded)
1	Minutes	Minutes from 07/27/2023 Meeting	N/A	N/A	N/A	N/A	N/A	N/A	N/A	N/A	N/A
2	ITN	1410625246 Contact Center Workforce Optimization Software Licensing, Support, and Implementation	Pressley	NICE Systems, Inc.	Capital & O&M	\$1,409,070.45	N/A	\$1,409,070.45	N/A	Three (3) Years with Two (2) - 1 Yr. Renewals Start: 08/15/2023 End: 08/14/2026	N
	Advised 08/15/2022 Bid Opening 09/07/2022 Three (3) Responses Received Three (3) Respondents Shortlisted Presentations week of 11/08/2022 BAFOs Submitted 12/07/2022 For additional information contact: Nickolas Dambrose  The Responses were evaluated on price, ability to meet the business requirements, additional customer experience improvement capabilities, past performance, and design approach and work plan. Subsequent to presentations, JEA specified each solution to include speech and text analytics as a requirement. NICE Systems Inc. is deemed the highest evaluated responsible and responsive Respondent. This award request was delayed due to JEA steering committee inquiries and technology requirements.  This award requests a three (3) year implementation, licensing, and support of a workforce optimization software for JEA's Customer Contact Center. Some key functionalities of this software include but are not limited to: •Optimization of JEA's efficiency of contact center operations by using artificial intelligence to forecast customer contact volumes, average handle times and staffing requirements for JEA's multi-skill and multi-channel environment. •Enablement of advanced speech and text analytics that will automatically tag each interaction based on the primary reason for the interaction.  Through the BAFO process, JEA will realize sourcing savings of \$431,054.70.										
3									N/A	N/A	N/A
MOVED TO REGULAR AGENDA											
4	Piggyback	Post Implementation Professional Service Support for On-Premise Oracle E-Business Suite Migration to Oracle Cloud Infrastructure	Selders	Accenture LLP	O&M	\$1,600,000.00	N/A	\$1,600,000.00	N/A	One (1)Year with No Renewals Start: 07/26/2023 End: 07/25/2024	N
	For additional information contact: Nathan Woyak  This award piggybacks off of the public NASPO contract No. 43230000-NASPO-16-ACS For Cloud Solutions dated June 21, 2019 competitively procured Cloud Solutions and executed Contract No. AR3086, Cloud Solutions ("Master Contract").  This request is for \$1,600,000.00 of professional services from 07/26/2023 to 07/25/2024 for Post Implementation Support of the separately awarded On-Premise Oracle E-Business Suite Migration to Oracle Cloud Infrastructure. The Statement of Work (SOW) includes four (4) Accenture people resources for support up to 12 months plus a 3 month on-call resource. JEA needs to extend the Accenture resources because they have direct knowledge of JEA's new Cloud Infrastructure having led the implementation. Without Accenture's continued engagement support the ability of JEA's resources to effectively maintain/support this new infrastructure is limited which would put JEA at risk. The request allows JEA's resources to take advantage of Accenture's knowledge and experience in a production environment.										
5	ITN	1411250246 Design, Implementation, and Maintenance of Solar Concierge Program	Pope	Resource Innovations, Inc.	O&M	\$1,863,979.00	N/A	\$1,863,979.00	N/A	Three (3) Years with Two (2) - 1 Yr. Renewals Start: 10/01/2023 End: 09/30/2025	Yes -Carla Mechele Media (4% (\$122,123.38) Local public relations, billboards, advertising and marketing) -TRC Energy Engineering, Professional LLC (6% (\$183,185.08) Local engineering firm for site reviews and engineering reviews for whole home electrification projects, and quality assurance/quality control)
	Advised 05/15/2023 Bid Opening 06/06/2023 Two (2) Responses Received Two (2) Respondents Shortlisted Presentations week of 07/10/2023 BAFOs Submitted 07/19/2023 For additional information contact: Nickolas Dambrose  The Responses were evaluated on price based on JEA's budget, experience location and availability of professional resources, past performance, design approach and work plan, Jacksonville Small and Emerging Business Program, and vendor presentations. Resource Innovation Systems Inc. is deemed the highest evaluated responsible and responsive Respondent.  The request is for three (3) years and \$1,863,979.00 for Resource Innovation, Inc. to design, launch, and manage a turnkey Solar Concierge Program (SCP) for JEA's commercial and industrial (C&I) customers. There has been significant growth within JEA's electric service territory of Photovoltaic (PV) and PV+ storage installations over the last year-and-half. Many installers new to JEA's service territory have begun operating with little knowledge of JEA's rate structures and processes. This has resulted in JEA customers receiving inaccurate information and making purchasing decisions on that information. This has also been coupled with customers not fully understanding how their PV or PV+ storage systems operate and the impact to their JEA electric bill, or their total energy usage. The influx of installers new to JEA's service territory and the increased project volume has also put additional constraints on JEA's resources. One such example is installers scheduling on-site appointments for inspections by JEA and either not showing up or showing up and the PV+ storage equipment not operating as intended. This leads to an inefficient use of JEA resources including labor hours, vehicle maintenance, and vehicle fuel costs.  This SCP will provide JEA customers with a preferred solar installer network that will operate with a strict set of guidelines. In addition, customers will be provided a concierge level solar service including rooftop solar and battery storage education, an online solar calculator to provide a custom estimate of a potential solar installation for their home, and access to a competitive quoting system to get up to three (3) competitive quotes from the preferred installer network. The Solar Concierge Program is designed to bring a high level of confidence to participating JEA customers when purchasing a new rooftop solar system for their home and provide JEA customers a trusted resource for unbiased information related to rooftop PV systems that will help them make informed purchasing decisions.										

1

## Award# 3 02/01/2024 Supporting Documents

Award# 3 02/01/2024 Supporting Documents											
Award #	Type of Award	Solicitation # & Short Description/Title	VP	Awardee	Funding Source	Award Amount	Original Award Amount	New Not-to-Exceed	Amendments	Term	JSEB Participation (Y/N) If Y, then list company name(s) (% , \$ - awarded)
6	Invitation for Bid	1411294446 - Switchgear for Inventory Stock	McElroy	Stuart C. Irby Co. G&W Electric Specialty Company Gresco Supply, Inc.	Inventory Blanket Account	\$5,420,351.21 \$1,250,958.00 \$5,852,985.95	NA	\$12,524,295.16	NA	Three (3) Year, w/ Two (2)-1 Yr. Renewals Start: 08/15/2023 End: 08/14/2026	N
	Advised: 06/28/2023 Opened: 07/18/2023 Three (3) Responses Received For additional information contact: Eddie Bayouth  This Invitation for Bid (IFB) is to solicit pricing for the purchase of Switchgear for Inventory Stock. JEA currently has three approved manufacturers for pad-mounted distribution switchgears. Each manufacturer has been selected to provide switchgear given the unique functionality of the product they offer for a particular JEA use case. Currently the majority of the switchgear used by JEA is manufactured by S and C Electric Co., and is a live-front switchgear. The long term intent is to move to dead-front switchgear for safety and reliability reasons in the future.  G&W and Federal Pacific both make dead-front pad-mounted switchgear and have been selected given their functionality along with value they bring. The Federal Pacific and G&W units also fit the same footprint of the live-front switchgear, making for easier and quicker replacements. Additionally, the Federal Pacific units use the same fuses as the current live-front units, which further simplifies the coordination with other system protection devices. G&W makes dead-front pad-mounted switchgear that have all internal parts enclosed and is a fully submersible. They are the only approved manufacturer of this style switchgear. JEA plans to replace live-front switchgear in flood-prone areas within its service territory with the G&W switchgear. Federal Pacific makes non-submersible dead-front pad-mounted switchgear. Although not submersible, it can be used in areas not prone to flooding and costs significantly less than the fully submersible G&W switchgear and more in line with the more inexpensive live-front gear JEA has exclusively used in the past.										
7	Contract Increase	019-19 - Plastic Polymer Manholes and Boxes for JEA Inventory Stock	McElroy	Oldcastle Infrastructure, Inc.	Inventory Blanket Account	\$183,791.49	\$1,521,027.14	\$1,856,921.34	04/14/2023 - \$152,102.71	Five (5) Years Start: 01/24/2019 End: 01/23/2024	N
	Original Award: 01/17/2019 For additional information contact: Eddie Bayouth  The purpose for this contract increase is to add funds to the original award for the purchase Plastic Polymer Manholes and Boxes for JEA Inventory Stock. These manholes are used for underground electric and fiber optic access points throughout the JEA service territory.  JEA is requesting this contract increase to add funds to the original award to cover forecasted usage for the remaining six (6) months of the contracts. The price of plastic polymer manholes and covers has increased by over 94% since the beginning of this contract and by 5% since April derived primarily from commodity increases in polymers and labor. JEA has looked at the market during the term of this agreement to validate pricing increases and mitigate risk, alternatives were found to be longer lead-time and more expensive. This increase is the sole driver in this contract increase request. The contract increase amount will provide funds for projected requirements for the remaining duration of the contract.										
8	Contract Increase	1410510446 - Radio Control Switches	McElroy	G&W Electric Specialty Company	Inventory Blanket Account	\$719,987.00	\$1,788,685.00	\$2,508,672.00	NA	Two (2) Years Start: 01/16/2022 End: 01/15/2024	N
	Original Award: 01/13/2022 For additional information contact: Eddie Bayouth  The purpose for this contract increase is to add funds to the original award amount for the purchase of radio controlled switches. The radio controlled switches are used in electric distribution feeder level devices and allows JEA to remotely restore power if the switch is tripped, which is faster, safer and more efficient than sending crews to operate the switch manually.  This contract had a built in price increase during the second year. During the second year there has been an increase in demand for the switchgear due to O&M replacements of failed switches, as well as the installation of the switches in new devices imbedded within capital projects from distribution planning. The contract increase amount will provide funds for projected requirements for the remaining duration of the contract.										
9	Contract Increase	1410518246 - District II Cedar Bay Water Reclamation Facility Warehouse	Alan McElroy	Foresight Construction Group Inc.	Capital	\$508,503.33	\$1,881,000.00	\$2,389,503.33	N/A	Project Completion Estimated: June 2024	N/A - This Increase
	Original Award: 03/21/2022 For additional information contact: Elaine Selders  Awarded on 03/21/2022 to Foresight Construction in the amount of \$1,881,000.00. There were six permitting submissions from Foresight Construction to the City of Jacksonville from 4/20/2022, until the final permit was granted on 6/6/2023, which delayed the project significantly. Bhide & Hall assigned a new Civil Engineer to the project mid-approval process, due to unforeseen circumstances. There were permitting delays due to COJ's request for additional electric, site and utilities work. There were also significant increases in Masonry and Concrete costs. The delays and increases in cost and labor resulted in an increased cost of \$602,161.29. A partnering cost reduction of \$93,657.96, which included a reduction in cost for general staffing, overhead cost and construction management fees was given to JEA for a total increase of \$508,503.33. This represents a 27% increase in additional cost. Request approval for an additional \$508,501.33 for a new not-to-exceed amount of \$2,389,503.33.										
10	Contract Increase/Ratification	1410541446 - Ford F-150 BEV Lightning Half Ton 4X4 Crew Cab Electric Trucks	Alan McElroy	Duval Ford	Capital	\$494,224.00	\$396,330.00	\$927,840.00	02/23/2022 - \$37,286.00	One-time purchase, Expected delivery 03/31/2024	N
	Original Award: 02/10/2022 For additional information contact: Eddie Bayouth  The original order was placed with Duval Ford for Model Year (MY) 2023 Ford F-150 Lightning Trucks (Full Electric) from the result of an IFB. JEA's order for MY 2023 was canceled by the manufacturer because Ford could not produce enough trucks to fulfill all of its orders and moved to MY 2024. However, the allocations for MY 2023 have recently reopened. Because of this, Duval Ford was able to move all of the MY 2024 trucks back to MY 2023 trucks as well as include seven (7) additional trucks planned for our next purchase cycle. These 7 additional trucks were ordered last week to ensure JEA could get the manufacturing slots; these seven (7) units account for the entire ratification amount of \$432,992.00.  The other increase in the award is the price difference between the MY 2022 model, which was priced at \$54,202.00, and the 2023 model, which is priced at \$61,856.00, a difference of \$7,654.00/truck or \$61,232.00 for the original eight trucks ordered.  All fifteen of the trucks are expected to arrive in early FY24.										

# Award# 3 02/01/2024 Supporting Documents

Award# 3 02/01/2024 Supporting Documents											
Award #	Type of Award	Solicitation # & Short Description/Title	VP	Awardee	Funding Source	Award Amount	Original Award Amount	New Not-to-Exceed	Amendments	Term	JSEB Participation (Y/N) If Y, then list company name(s) (% , \$ - awarded)
11	RFP	1411059846 - Engineering Services for the Cisco Drive - Westlake WTP to Garden St - Transmission Water Main Project	Melendez	Mott MacDonald	Capital	\$458,431.00	N/A	\$458,431.00	N/A	Project Completion (Expected: September 2025)	Five Percent (5%) Evaluation Criteria
	<p>Advised: 2/14/2023 Opened: 3/28/2023 Twelve (12) Proposals Received Public Evaluation Meeting: 06/08/2023 For additional information contact: Darriel Brown</p> <p>This scope of work includes evaluating and selecting a Company that can provide professional Engineering Services for the design of a new water main along Cisco Drive and Jones Road in Jacksonville consisting of approximately 9,500 LF of 20-inch Ductile Iron Pipe by open cut; including final detailed design, permitting, bid phase assistance, and engineering support services during construction. As growth continues in the North Water Grid, interconnections between the water treatment plants are needed to meet demands and provide redundancy to the grid. This project provides an additional connection between the Westlake WTP and the North Grid and will provide support to the North Grid during peak usage times.</p> <p>The hourly rates are deemed reasonable compared to historical rates for work of this nature. The rates are fixed for the first year and may be increased by CPI annually if requested by the firm.</p>										Meskel & Associates Engineering (Geotechnical Engineering Services) - 3%
											Construction & Engineering Services Consulting, Inc. (MOT) - 2%

## Consent Agenda Action

Committee Members in Attendance	Names	Joe Orfano for Ted Phillips , David Emanuel , Janie Smalley for Laura Schepis
Motion by:	David Emanuel	
Second By:	Janie Smalley for Laura Schepis	
Committee Decision	Approved	

## Regular Agenda (date last updated)

Award #	Type of Award	Solicitation # & Short Description/Title	VP	Awardee	Award Amount	Original Award Amount	New Not-to-Exceed	Amendments	Term	JSEB Participation (Y/N) If Y, then list company name(s) (% , \$ - awarded)	Action
1	Contract Increase	1410677646 Construction Services for the SIPS-Southside Blvd Intertie to Deerwood III WTP -SIPS Water Main & Raw Water Main - Segment 2	Melendez	TG Utility Company, Inc.	Capital	\$1,825,782.53	\$9,507,717.00	\$11,333,499.53	N/A	Project Completion (Expected: May 2024)	<div>Motion by: <u>Janie Smalley</u></div> <div>Second by: <u>David Emanuel</u></div> <div>Committee Decision: <u>Approved</u></div>
	Last Awarded: 07/14/2022 For additional information please contact: Dan Kruck  The scope of work for this project includes the construction and installation of several sizes of water main and a reclaimed line via open cut, auger boring and horizontal directional drill.  This contract increase adds funds to construct offsite utility lines for the new JEA H2.0 Purification Center. The proposed utility lines include 1840 LF of water main, 1960 LF of reuse water main, 3240 LF of force main and associated hardware. The utility lines are within the current project corridor, and by adding this work to the contract, JEA will avoid coordination issues and delay claims. The prices for this amendment were reviewed by JEA estimating staff and deemed reasonable when compared to previous projects.										

## Consent and Regular Agenda Signatures

Budget	Name/Title	<u>Stephanie M. Nealey</u> (Consent Agenda)	Name/Title	<u>Peter J. H. H. H.</u> (Regular Agenda)
Awards Chairman	Name/Title	<u>Joseph C. Orfano</u> VP, Financial Services		
Procurement	Name/Title	<u>Janie Smalley</u>		
Legal	Name/Title	<u>Rebecca Lavis</u>		

## STATEMENT OF WORK #1 – Post-Implementation Support

This Statement of Work (“**SOW**”) is entered into as of July 26, 2023 (“**SOW Effective Date**”) by and between JEA (“**Client**”) and Accenture, LLP (“**Accenture**”) pursuant to the Participating Addendum, Alternate Contract Source (ACS) No. 43230000-NASPO-16-ACS for Cloud Solutions dated June 21, 2019 between the Florida Department of Management Services and Accenture; pursuant the State of Utah, acting by and through the National Association of State Procurement Officials (NASPO) ValuePoint, competitively procured Cloud Solutions and executed Contract No. AR3086, Cloud Solutions (“**Master Contract**”), with the Contractor dated June 21, 2019. All capitalized terms used in this SOW which are undefined shall have the meanings set forth in the Master Contract. In the event of an inconsistency between this SOW and the Master Contract, this SOW shall govern.

### 1. TERM

Accenture’s Services (as defined below) will commence on July 26, 2023 and complete on or about July, 25, 2024.

### 2. SERVICES

**2.1** Accenture will provide the services (“**Services**”) to assist Client with continued support of the On-Premises Oracle E-Business Suite Migration to Oracle Cloud Infrastructure (the ‘**Work**’) as follows:

Client is engaging Accenture to provide Sys Admin, DBA, & Core Tech resources in support of the operation and maintenance of the ticket driven work assignments in the following areas:

- Accenture will provide support for the OCI components deployed during the OCI project.
- Accenture will provide support for the OCI for the Oracle EBS, Apex, ISG.
  - Provisioning of compute instances to support any new environments.
  - Allocation of storage using OCI storage components.
  - Patching OS for the Linux based on the planned frequency decided during Hypercare.
  - Integration with Active Directory
  - Backup & Recovery
  - OCI Firewall, Network support and administration
  - OCI Exa -CS Administration
  - Knowledge Transition for the new components implemented during the support term.
  - Oracle Application & DB/CPU Patching
  - Performance Tuning
  - Major Incidents
- Accenture will provide Knowledge Transition activities as outlined in Appendix 2.

**2.2** The overall Project will be under the control of Patrick Polynice.

### 3. DELIVERABLES

**3.1** The following deliverables (“**Deliverables**”) will be produced by Accenture with inputs from the Client (“**Project Team**”) under this SOW:

Deliverables	Description (detailed description)	Accenture Responsibility	Client Responsibility
1) Weekly Status Report	Accenture shall provide the designated JEA contact with a weekly status report.	Primary	Assist

Deliverables	Description (detailed description)	Accenture Responsibility	Client Responsibility
			Client attendance and participation in status meeting
2) Knowledge Transition (KT) Documentation	<p>Accenture shall provide or build Knowledge Transition documents for any procedures that were executed during the extended support. These documents will be in the areas.</p> <p>Security &amp; OS patch application</p> <p>Database Exadata procedures for patch application</p> <p>OCI procedures any performed for maintenance activities on OCI.</p> <p>Accenture will document issue resolution as a part of the incident/Remedy tickets</p>	Primary	Client attendance and participation

\*The party with “**Primary**” responsibility shall have the obligation of completing that task or Deliverable and directing the party with “Assist” responsibility.

\*\*The party with “**Assist**” responsibility shall assist the party with “Primary” responsibility.

### 3.2 Acceptance Criteria

The acceptance criteria for the Deliverables primarily developed by Accenture shall be compliance to the Deliverable description set forth in this SOW, or such other acceptance criteria as the parties may agree to in writing subject to a Change Order. The only basis for rejection of Deliverables will be the failure of the Deliverables to materially comply to such description or acceptance criteria. If Client does not provide Accenture with a written response within five (5) days after delivery of the applicable Deliverable specifically identifying the manner in which they fail to materially comply with their applicable description, then the applicable Deliverable will be deemed accepted.

Unless otherwise agreed to in writing by the parties, the above describes Accenture’s complete scope of Services.

## 4. CLIENT RESPONSIBILITIES AND ASSUMPTIONS

**4.1** In addition to any other responsibilities or assumption described in this SOW, set forth below is a list of the obligations for which Client will be responsible, conditions on Accenture’s performance, and assumptions upon which Accenture relies in agreeing to perform the Services described in this SOW on the terms set out herein (collectively “**Client’s Responsibilities**”). If any of Client’s Responsibilities are not performed or prove to be incorrect, it may cause changes to the Project schedule, fees and expenses, Deliverables, level of effort required, or otherwise impact Accenture’s performance of the Services described in this SOW, and Accenture shall have no liability with respect to its inability to perform the Services resulting therefrom. Client shall grant to Accenture such additional time as is reasonable to provide the Services and/or the relevant Deliverables, as the case maybe, and shall pay to Accenture any additional fees necessary to compensate Accenture for any necessary additional effort or expenses.

1. Client will provide named resources to work with Accenture resources

**DBA**

Megan Cate

Edwin (Ted) Sasscer  
 David Krajewski  
 Josh Caterson  
 Kish Patel  
 Gerald Williams

### **Middle Tier**

Mark Moore  
 Venkat Boppana  
 Pavan Bandaru  
 Sankar Krishnan  
 Carlos Borges  
 New Middle Tier - TBD

### **Infrastructure**

Megan Cate  
 Edwin (Ted) Sasscer  
 Linux Sys Admin - TBD

2. JEA will review/approve timesheets timely for billing purposes within 5 days of submission.
3. Client will provide a project contact with decision-making authority to support the scope of services described in this SOW and ensure the proper personnel are scheduled to review each completed Service or Deliverable upon notification of completion by Vendor.
4. If applicable, Client will provide site contacts for each Client location. Each such contact will provide Vendor with sufficient detail regarding his/her site, and will coordinate or perform required onsite work, as reasonably requested by Vendor and Client IT, for the duration of the project.
5. Client will provide Vendor the necessary access to internal experts, location(s), critical systems, applications, workspace, and equipment (telephones, LAN connectivity, printer access, passwords, keys, etc., as applicable) required at each field location to complete the project. Access to Client systems will be provided to Vendor via either onsite direct access or remote/VPN access. If Client does not allow remote/VPN access to Client systems and remote work is necessary, then Client will make local resources available to be utilized by Vendor to accommodate for this lack of access. If Client cannot provide access or local resources, then additional project duration, labor hours, travel expenses, and other costs may be incurred and due to Accenture by Client.
6. Client will provide the necessary hardware, software, tools, and permits required for the successful completion of the project prior to Vendor's arrival. Further, Client is responsible for all licensing requirements to be compliant per their own agreements.
7. Client is responsible for all product and material, including distribution and transport of Client-owned product and material, unless otherwise specified in writing. Product and material are defined as any items purchased, owned and/or provided by Client (or others) that Vendor is required to use for fulfillment of any Services described herein.
8. Client is responsible for providing adequate and secure onsite storage for all Client-owned product and material unless otherwise specified in writing.
9. If applicable, Client will be responsible for: (a) back-up and/or data migration of existing data unless otherwise agreed to by Accenture; (b) computer system and network designs; and (c) component selection as it relates to the performance of the computer system and/or the network.



## Award# 3 02/01/2024 Supporting Documents

10. Client is responsible for maintaining physical, electronic, and procedural controls to ensure the confidentiality, integrity, and availability of Client's information on all applicable Client computing systems used to store or transmit Client's information, in accordance with current applicable industry standards and best practices.
11. Client is responsible for managing and maintaining: (a) reasonable firewalls and, if appropriate, encryption; (b) regular back-ups of Client's information; and (c) least-privileged-based access controls (including provisioning, de-provisioning, authentication, authorization, and accountability controls).
12. Client and its employees, contractors, and agents will: (a) cooperate with any reasonable request of Accenture/Vendor, (b) provide input throughout the project and will review progress at review meetings requested; and (c) provide Vendor with access to all of Client's information, documentation and technology, necessary to perform the Services, including a list of all Client and third-party contacts necessary for Vendor to do so. Such cooperation, input, access, and license are critical to this project, and Client's representation at all review meetings is essential. If applicable, Vendor is hereby granted and shall have a nonexclusive, royalty-free license, during the term of the Services, to access and use the Client Technology solely for the purposes of delivering the Services to Client. "Client Technology" shall mean any intellectual property owned by Client that will be used by Vendor in performing the Services under this SOW.
13. The following assumptions are specific to the Knowledge Transition activities performed by Accenture.
  - a) This will be a Knowledge Transition session to maintain the existing OCI solution deployed for Oracle EBS, ISG and Apex only.
  - b) This will not be an OCI training session as given by Oracle
  - c) It is assumed that the resources will undertake OCI training sessions using ULS (Unlimited Learning Subscription) provided by Oracle
  - d) This training will use the existing documentation created by the project team during the implementation phase of the project
  - e) Knowledge Transition sessions will be setup based on reference in Appendix 2.
  - f) JEA Team will be leveraged for setting up the Knowledge Transition sessions to enable recording for the sessions for future purposes
  - g) JEA named resources referenced in Section 4.1 Assumption 1 will be available for Knowledge Transition sessions

## 5. ACCENTURE ASSUMPTIONS

**5.1** The estimated duration and associated fees presented in this SOW are based on the following assumptions. Should any element(s) of these be lacking during execution of the Services, additional time, associated fees, and expenses may be required.

- Accenture is not primary support (no tier 1).
- Accenture will not have responsibility for maintaining any on-premises networking, infrastructure, or applications.
- Accenture is not responsible for OCI components not part of the EBS, Apex, ISG.
- Accenture is not responsible for Oracle EBS Administration, Functional activities.
- Accenture will provide support during JEA core working business hours excluding JEA holidays .
- Accenture will work on the tickets as assigned to them for the OCI components listed in the scope of the SOW

## 6. FEES & EXPENSES

- 6.1 Accenture will perform its Services on a time and materials basis. Based on the terms set forth in this SOW, Accenture's estimates its fees for its Services will not exceed \$1,600,000 plus actual expenses including, but not necessarily limited to, travel and lodging expenses, and all taxes, as applicable. All fees and expenses will be paid in USD via electronic ACH or Wire Transfer. Accenture will invoice JEA on a monthly basis based on the hours incurred by resource under the following Rate Schedule of this SOW.

Charges will be calculated based on the following rates and estimated hours per resource:

SOW Title	NASPO Title	Hourly Rate	Hours	Total
Onshore MD/Cloud-DL	Program Director	\$420.00	96	\$40,320.00
Cloud Migration Architect/Cloud-MigrationEngLead	Technical Lead	\$350.00	280	\$98,000.00
OCI Network Security Architect/Cloud-SecAnalyst	Technical Lead	\$350.00	200	\$70,000.00
Senior DBA\CS-AutoArch	Technical Lead	\$350.00	1,880	\$658,000.00
Security OS Specialist\Cloud-SecAnalyst	Developer	\$245.00	1,720	\$421,400.00
<b>TOTALS</b>			<b>4,176</b>	<b>\$1,287,720.00</b>

## 7. SERVICES LOCATION

- 7.1 The Services will be performed remotely (in North America), and at Client's facilities: 225 N Pearl St. Jacksonville, FL, 32202 and Accenture facilities.

Accenture personnel will perform the Services remotely, provided that performing remotely does not (i) adversely impact Accenture's ability to perform its obligations under the Agreement; or (ii) require any increase to the Fees. For Services provided on a remote basis, any contractual requirements to provide physical and environmental security controls (e.g., secure bays; security guards; CCTV) at the Accenture service locations will not apply to remote work locations. In addition, where Accenture personnel are required to access Customer systems from a remote work location, such access will only occur using devices and access points approved by Customer.

## 8. ADDITIONAL TERMS AND CONDITIONS

### 8.1 Change Control Procedure

Both Parties will work in good faith to negotiate any changes to the timeline or scope of a SOW. Upon a change request, Accenture shall prepare a change order ("Change Order") which is a written document indicating the change to timeline, scope, risk, and cost of the Services under this SOW. Such request must be approved by both Parties before implementing the changes contained in the Change Order.

### 8.2 Liability

The sole liability of either Party to the other in relation to any and all claims in any manner related to the Agreement (whether in contract, tort, negligence, strict liability in tort, by statute or otherwise) will be for direct damages, not to exceed in the aggregate an amount equal to the total fees paid or payable to Accenture under the applicable SOW (or if the term of the SOW is 12 months or longer, the liability of each Party will be limited in the aggregate to the fees received under the applicable SOW during the 12 month period immediately preceding the event giving rise to the first such claim or, in respect of any such event occurring during the first 12 months of the SOW, the fees payable



**Award# 3 02/01/2024 Supporting Documents**

under the applicable SOW during the first 12 months). In no event will either Party be liable (whether in contract, tort, negligence, strict liability in tort, by statute or otherwise) for any: (i) consequential, indirect, incidental, special or punitive damages, or (ii) loss of profits, business, opportunity or anticipated savings (whether directly or indirectly arising). Nothing in the Agreement excludes or limits either Party's liability to the other which cannot lawfully be excluded or limited.

**AGREED AND ACCEPTED**

Accenture Signature:

---

Name:

---

Title:

---

Date:

---

Client Signature:

---

Name:

---

Title:

---

Date:

---

## Exhibit A

### Data Processing and Security Addendum

This Data Processing and Security Addendum (“Addendum”) describes the responsibilities of the parties with respect to the processing and security of any Client Personal Data in connection with the Services provided under the SOW. This Addendum is subject to the terms and conditions of the SOW dated July 12, 2023 between JEA (“Client”) and Accenture LLP (“Accenture”) and will be deemed part of the Agreement. Terms not defined below shall have the meaning set forth in the Agreement. In the event of a conflict between the Agreement and this Addendum, this Addendum shall prevail.

#### 1. Definitions.

- a. “Business Contact Information” means the names, mailing addresses, email addresses, and phone numbers regarding the other party’s employees, directors, vendors, agents and customers, maintained by a party for its own business purposes as further described in Section 9 below.
- b. “Client Personal Data” means client-owned or controlled personal data provided by or on behalf of Client to Accenture or an Accenture affiliate or subcontractor for processing under a SOW. Unless prohibited by applicable Data Protection Laws, Client Personal Data shall not include information or data that is anonymized, aggregated, de-identified and/or compiled on a generic basis and which does not name or identify a specific person.
- c. “Data Protection Laws” means all applicable data protection and privacy Laws that apply to the processing of personal data under a particular SOW, including, as applicable, the EU General Data Protection Regulation 2016/679 (“GDPR”), the Federal Data Protection Act of 19 June 1992 (Switzerland), the UK Data Protection Law post-Brexit, and any US state or federal Laws or regulations pertaining to the collection, use, disclosure, security or protection of personal data, or to security breach notification, e.g., the California Consumer Privacy Act of 2018 (“CCPA”).
- d. “Information Security Incident” means a breach of Accenture’s security leading to the accidental or unlawful destruction, loss, alteration or unauthorized acquisition, disclosure, misuse or access to unencrypted Client Personal Data transmitted, stored or otherwise processed by Accenture.
- e. “Subprocessors” means third parties authorized under the terms of this Addendum to have access to and process Client Personal Data in order to provide a portion of the Services.
- f. The terms “controller,” “data subject,” “de-identification,” “personal data,” “process,” “processing,” “processor,” “pseudonymize,” “sale,” “service provider” and “supervisory authority” as used in this Addendum have the meanings given to any equivalent terms in the applicable Data Protection Laws, as relevant.

#### 2. Roles of the Parties; Compliance with Data Protection Laws.

- a. Each party will comply with the requirements of the Data Protection Laws as applicable to such party with respect to the processing of the Client Personal Data.
- b. Client warrants to Accenture that it has all necessary rights to provide the Client Personal Data to Accenture for the processing to be performed in relation to the Services and agrees that Client shall be responsible for obtaining all necessary consents, and providing all necessary notices, as required under the relevant Data Protection Laws in relation to the processing of the Client Personal Data.
- c. Accenture will process the Client Personal Data only in accordance with Client’s documented processing instructions as set forth in the Agreement, including this Addendum and the applicable SOW, unless otherwise required by law.
- d. If Accenture is acting as a subprocessor in relation to any Client Personal Data (i.e., the data owner/controller is an entity other than Client), Client warrants to Accenture that Client’s instructions with respect to the Client Personal Data have been authorized by the applicable data owner/controller, including the appointment of Accenture as a subprocessor.
- e. Except as otherwise set forth in the applicable SOW, (i) Accenture is a service provider and/or processor with respect to the Client Personal Data; and (ii) Client is an owner / controller or service provider / processor, as applicable, of the Client Personal Data.
- f. The applicable SOW shall set out (i) the subject matter and duration of the processing; (ii) the nature and purpose of the processing; and (iii) the type of personal data and categories of data subjects involved.

#### 3. Disclosure and Use of Data.

- a. When providing or making available Client Personal Data to Accenture, Client shall only disclose or transmit Client Personal Data that is necessary for Accenture to perform the applicable Services.
- b. Accenture shall not:
  - i. sell any Client Personal Data;

- ii. retain, use or disclose any Client Personal Data for any purpose other than fulfilling its obligations and performing services in accordance with the Agreement; or
- iii. retain, use or disclose the Client Personal Data outside the direct business relationship between Accenture and Client, as set forth in the Agreement, including this Addendum and the applicable SOW, unless otherwise required by law.
- c. Following expiration or termination of the provision of Services relating to the processing of Client Personal Data, or at Client's request, Accenture shall (and shall require that its sub-processors) promptly and securely delete (or return to Client) all Client Personal Data (including existing copies), unless otherwise required or permitted by applicable laws. Unless otherwise agreed, Accenture will comply with any Client deletion instruction as soon as reasonably practicable and within a maximum period of 180 days.
- d. Client agrees that execution of the Agreement by Accenture shall be deemed to constitute any certification that is required under applicable Data Protection Law to the restrictions on sale, retention, use, or disclosure of Client Personal Data herein.
- e. Notwithstanding subsection (b) above, in the course of providing the Services, Accenture may anonymize, aggregate, and/or otherwise de-identify Client data ("**De-Identified Data**") and subsequently use and/or disclose such De-Identified Data for the purpose of research, benchmarking, improving Accenture's offerings generally, or for another business purpose authorized by applicable Data Protection Law provided that Accenture has implemented technical safeguards and business processes designed to prevent the re-identification or inadvertent release of the De-Identified Data.

#### 4. **Security Obligations.**

- a. Each party shall implement appropriate technical and organizational security measures to safeguard Client Personal Data from unauthorized processing or accidental loss or damage, as further described in **Appendix 1** to this Addendum ("**Data Safeguards**") and the applicable SOW.
- b. Taking into account the ongoing state of technological development, the costs of implementation and the nature, scope, context and purposes of the processing of the Client Personal Data, as well as the likelihood and severity of risk to individuals, Accenture's implementation of and compliance with the security measures set forth in **Appendix 1** and the applicable SOW is designed to provide a level of security appropriate to the risk in respect of the processing of the Client Personal Data.

#### 5. **Additional Accenture Responsibilities.**

- a. **Documentation, Audits and Inspections.** Accenture shall make available to Client information reasonably requested by Client to demonstrate Accenture's compliance with its obligations in this Section and submit to audits and inspections by Client (or Client directed third parties) in accordance with a mutually agreed process designed to avoid disruption of the Services and protect the confidential information of Accenture and its other clients. As required by applicable law, Accenture shall inform Client if, in Accenture's opinion, any Client audit instruction infringes upon any applicable Data Protection Law. Client shall be solely responsible for determining whether the Services and Accenture's security measures as set forth in **Appendix 1** and the applicable SOW will meet Client's needs, including with respect to any Data Protection Laws.
- b. **Data Subject and Supervisory Authority Requests.** As required by law and taking into account the nature of the Services provided, Accenture shall:
  - i. provide assistance to Client as reasonably requested with respect to Client's obligations to respond to requests from Client's data subjects as required under applicable Data Protection Laws. Accenture will not independently respond to such requests from Client's data subjects, but will refer them to Client, except where required by applicable Data Protection Law; and
  - ii. provide assistance to Client as reasonably requested if Client needs to provide information (including details of the Services provided by Accenture) to a competent supervisory authority, to the extent that such information is solely in the possession of Accenture or its Subprocessors.
- c. **Privacy / Data Protection Impact Assessments.** As required by law and taking into account the nature of the Services provided and the information available to Accenture, Accenture shall provide assistance to Client as reasonably requested with respect to Client's obligations to conduct privacy / data protection impact assessments with respect to the processing of Client Personal Data as required under applicable Data Protection Laws.

- 6. **Subprocessors.** Client specifically authorizes the engagement of Accenture's affiliates as Subprocessors and generally authorizes the engagement of other third parties as Subprocessors as identified in the applicable SOW. Accenture shall contractually require (including via intra-company agreements with respect to affiliates) any such Subprocessors to comply with data protection obligations that are at least as restrictive as those Accenture is required to comply with hereunder. Accenture shall remain fully liable for the performance of the Subprocessor. Accenture shall provide Client with written notice of any intended changes to the authorized Subprocessors and Client shall promptly, and in any event within 10 business days, notify Accenture in writing of any reasonable objection to such changes. If Client's objection is based on anything other than the proposed



subprocessor's inability to comply with agreed data protection obligations, then any further adjustments shall be at Client's cost. Any disagreements between the parties shall be resolved via the contract dispute resolution procedure.

**7. Cross-Border Transfers of Client Personal Data.**

**a. Transfers of EEA Data.** Subject to subsection (c) below, the parties shall rely on the EU Standard Contractual Clauses for the Transfers of Personal Data to Processors Established in Third Countries, dated 5 February 2010 (2010/87/EU) as amended from time to time (the "EU Standard Contractual Clauses") to protect Client Personal Data being transferred from a country within the European Economic Area to a country outside the European Union not recognized by the European Commission as providing an adequate level of protection for personal data. Where the transfer relies on the EU Standard Contractual Clauses, the Client, acting as data exporter, shall execute, or shall procure that the relevant Client entities execute, such EU Standard Contractual Clauses with the relevant Accenture entity or a third-party entity, acting as a data importer.

**b. Transfers of non-EEA Data.** Subject to subsection (c) below, in the event that Client Personal Data is to be transferred from a country not within the European Economic Area to any other country in connection with the provision of Services under the Agreement, where required by applicable Data Protection Law, the parties shall enter into a data transfer SOW to ensure the Client Personal Data are adequately protected. Client, acting as data exporter, shall execute, or shall procure that the relevant Client entities execute, such Data Transfer Agreement, with the relevant Accenture entity or a third-party entity, acting as a data importer.

**c. Accenture BCR-P.** If and when Accenture is authorized for Binding Corporate Rules for Processors, the parties shall rely on such Binding Corporate Rules for Processors to cover any cross-border transfer of Client Personal Data to Accenture, provided that Accenture (i) maintains and extends the applicable authorization of its Binding Corporate Rules for Processors for the duration of the applicable SOW; (ii) promptly notifies Client of any subsequent material changes in such authorization; and (iii) downstreams all of its applicable data protection obligations under its Binding Corporate Rules for Processors to Subprocessors by entering into appropriate onward transfer agreements with any such Subprocessors.

**8. Information Security Incidents.** Accenture shall maintain procedures to detect and respond to Information Security Incidents. If an Information Security Incident occurs which may reasonably compromise the security or privacy of Client Personal Data, Accenture will promptly notify Client without undue delay. Accenture will cooperate with Client in investigating the Information Security Incident and, taking into account the nature of the Services provided and the information available to Accenture, provide assistance to Client as reasonably requested with respect to Client's breach notification obligations under any applicable Data Protection Laws.

**9. Use of Business Contact Information.** Each party consents to the other party using its Business Contact Information for contract management, payment processing, service offering, and business development purposes related to the SOW and such other purposes as set out in the using party's global data privacy policy (copies of which shall be made available upon request). For such purposes, and notwithstanding anything else set forth in the SOW or this Addendum with respect to Client Personal Data in general, each party shall be considered a controller with respect to the other party's Business Contact Information and shall be entitled to transfer such information to any country where such party's global organization operates.

**10. Changes in Laws.** In the event of (i) any newly enacted Data Protection Law, (ii) any change to an existing Data Protection Law (including generally-accepted interpretations thereof), (iii) any interpretation of a new or existing Data Protection Law by Client, or (iv) any material new or emerging cybersecurity threat, which individually or collectively requires a change in the manner by which Accenture is delivering the Services to Client, the parties shall agree upon how Accenture's delivery of the Services will be impacted and shall make equitable adjustments to the terms of the SOW and the Services in accordance with the Change Control Procedures.

## Appendix 1

## Data Safeguards for Client Data

These data safeguards (“**Data Safeguards**”) set forth the security framework that Client and Accenture will follow with respect to protecting Client Data in connection with the SOW. In the event of a conflict between these Data Safeguards and any terms and conditions set forth in the SOW, the terms and conditions of these Data Safeguards shall prevail.

**I. Security Standards.****1. General Obligations.** Each Party will:

- maintain and comply with globally applicable standards, policies and procedures intended to protect data within their own respective environments (e.g., systems, networks, facilities) and such standards will govern and control in their respective environments;
- comply with the other Party’s standards when accessing or operating within the other Party’s environments; and
- provide timely notice of any changes to such standards that may materially degrade the security of the Services.

**2. Client Standards.** Client’s applicable security standards are as set out in the below attached Information Security Policy JEA.

Information Security  
Policy JEA.pdf

**3. Accenture Standards.** Accenture’s applicable security standards are as set out online, accessible here: <https://www.accenture.com/client-data-safeguards>.

**II. Vulnerabilities in Client Systems.** Unless otherwise expressly agreed in the MSA or SOW, and except with respect to vulnerabilities caused by Accenture’s breach of its obligations under the MSA or SOW, Client is responsible to remediate any vulnerabilities in Client Data or Client systems at Client’s cost. Client may engage Accenture to perform such remediation on Client’s behalf pursuant to a project SOW. For clarity, such remediation activities pursuant to a project SOW are not considered “Services” under any other SOW. In the event Client fails to remediate a security vulnerability in Client Data or Client systems, Accenture will not be liable for the consequences resulting from such security vulnerability, including a data security breach, except to the extent such security vulnerability resulted from Accenture’s breach of its obligations under the MSA or SOW.

**III. Remote Work.** In addition to performing Services from those Accenture and Client Locations, Accenture personnel may perform the Services or any portion of the Services remotely, provided that performing remotely does not (i) adversely impact Accenture’s ability to perform its obligations under the Agreement; or (ii) require any increase to the Fees. For Services provided on a remote basis, any contractual requirements to provide physical and environmental security controls (e.g., secure bays; security guards; CCTV) at the Accenture service locations will not apply to remote work locations. In addition, where Accenture personnel are required to access Client systems from a remote work location, such access will only occur using devices and access points approved by Client.

## Appendix 2

Scope of Knowledge Transition Activities to be provided by Accenture.

#	Description	Overview	Area	Accenture Resource Type	JEA Resource	Primary	Secondary
Session 1	Exa CS DB Patching - Console - KT	Patching maintenance activity that needs to be carried out on the ExaCS layer of OCI for databases	Oracle Exadata Maintenance	Exa-CS DBA	Megan Cate, Ted Scasser	Accenture	JEA
Session 2	Exa CS DB Patching - Console - Reverse KT	Patching maintenance activity that needs to be carried out on the ExaCS layer of OCI for databases	Oracle Exadata Maintenance	Exa-CS DBA	Megan Cate, Ted Scasser	JEA	Accenture
Session 3	Exa CS OS Patching - Console - KT	Patching maintenance activity that needs to be carried out on the ExaCS layer of OCI for databases	Oracle Exadata Maintenance	Exa-CS DBA	Megan Cate, Bryan Swanson	Accenture	JEA
Session 4	Exa CS OS Patching - Console - Reverse KT	Patching maintenance activity that needs to be carried out on the ExaCS layer of OCI for databases	Oracle Exadata Maintenance	Exa-CS DBA	Megan Cate, Bryan Swanson	JEA	Accenture
Session 4	Exa CS Backup & Maintenance - KT	Backup Procedures primarily using OCI Console and any methods using the Unix Screens in case of emergency or OCI Console Failures	Oracle Exadata Maintenance	Exa-CS DBA	Megan Cate, Bryan Swanson	Accenture	JEA
Session 5	Exa CS Backup & Maintenance - Reverse KT	Backup Procedures primarily using OCI Console and any methods using the Unix Screens in case of emergency or OCI Console Failures	Oracle Exadata Maintenance	Exa-CS DBA	Megan Cate, Bryan Swanson	JEA	Accenture
Session 6	OCI Networking - KT	OCI Networking maintenance - OCI Console	OCI Maintenance	Exa-CS DBA	Nathan Byrley	Accenture	JEA
Session 7	OCI Networking - Reverse KT	OCI Networking maintenance - OCI Console	OCI Maintenance	Exa-CS DBA	Nathan Byrley	JEA	Accenture
Session 8	OCI - Application Compute Maintenance - OCI Console - KT	OCI - Application Compute Maintenance - OCI Console	OCI Security	OCI Sys Admin	Bryan Swanson, Megan Cate	Accenture	JEA
Session 8	OCI - Application Compute - Patching - KT	OCI - Application Compute Patching	OCI Security	OCI Sys Admin	Bryan Swanson, Megan Cate	Accenture	JEA
Session 9	OCI - Application Compute - Patching - Reverse KT	OCI - Application Compute Patching	OCI - Security	OCI Sys Admin	Bryan Swanson, Megan Cate	JEA	Accenture
Session 9	OCI - Application Compute Maintenance - OCI Console - Reverse KT	OCI - Application Compute Maintenance - OCI Console	OCI - Security	OCI Sys Admin	Bryan Swanson, Megan Cate	JEA	Accenture



**Change Order # 01**  
**to the**  
**Statement of Work #1 – Post-Implementation Support**

This Change Order # 01 ("Change Order") effective as of **August 3, 2023** ("Change Order Effective Date") amends the provisions of the Statement of Work ("SOW"), effective **July 26, 2023**, by and between **Accenture LLP** ("Accenture") and **JEA** ("Client") and it is pursuant to the Participating Addendum, Alternate Contract Source (ACS) No. 43230000-NASPO-16-ACS For Cloud Solutions dated June 21, 2019 and between the Florida Department of Management Services and Accenture; pursuant the State of Utah, acting by and through the National Association of State Procurement Officials (NASPO) ValuePoint, competitively procured Cloud Solutions and executed Contract No. AR3086, Cloud Solutions ("Master Contract"), with the Contractor dated June 21, 2019. All capitalized terms used in this SOW which are undefined shall have the meanings set forth in the Master Contract. In the event of an inconsistency between this SOW and the Master Contract, this SOW shall govern.

Unless the context otherwise indicates, capitalized terms that are used but not defined in this Change Order shall have the meaning assigned to such terms in the SOW or the Agreement as applicable. In the event of an inconsistency between SOW and the Change Order, this Change Order shall govern.

---

## **1. TERM**

The Change Order will commence on **August 3, 2023**, and shall expire on or about **Nov 2, 2023**.

---

## **2. BACKGROUND**

### **Amended Sections**

- Modification to Section 2 (Services) to include the following additional services.
- Accenture will provide non-business hour support for an initial period not to exceed 90 days from the effective date of this agreement. This additional non-business hour support is subject to the following assumptions:
  - Resource will be purely working on tickets and fix any Production issues.
  - Resource will have a primary timezone PST (11:00 EST to 20:00 EST) hours. Resource can also help on non-production activities using tickets.
  - Resource will be given the week/month where they will be on the on-call activities (nights & weekends)
  - Resource if on PTO will not be supporting that day on the same lines as any other resources.
  - Resource if has worked on the night shift would be coming late to the next day as would any other resource.
  - Resource if has worked on the weekend shift will work JEA to manage the weekday compensatory off.
  - Resource hours work hours will be charging on T&M basis and any extra hours would be charged accordingly.

### 3. PRICING

Section 6 (Fees & Expenses) has been modified as follows to add additional Services that will be provided on a time and materials basis as follows:

Accenture will perform its Services on a time and materials basis. Based on the terms set forth in this SOW, Accenture's estimates its fees for its Services will not exceed **\$1,600,000** plus actual expenses including, but not necessarily limited to, travel and lodging expenses, and all taxes, as applicable. All fees and expenses will be paid in USD via electronic ACH or Wire Transfer. Accenture will invoice JEA on a monthly basis based on the hours incurred by resource under the following Rate Schedule of this SOW.

Charges will be calculated based on the following rates and estimated hours per resource:

SOW Title	NASPO Title	Hourly Rate	Hours	Total
Onshore MD/Cloud-DL (extended support resource)	Program Director	\$420.00	520	\$218,400.00
<b>TOTALS</b>			<b>4176</b>	<b>\$218,400.00</b>

#### AGREED AND ACCEPTED

Accenture Signature:

---

Name:

---

Title:

---

Date:

---

Client Signature:

---

Name:

---

Title:

---

Date:

---



## STATEMENT OF WORK #2 – Oracle Service Bus – Migration Support

This Statement of Work ("SOW") is entered into as of January xx, 2024 ("SOW Effective Date") by and between JEA ("Client") and Accenture, LLP ("Accenture") pursuant to the Participating Addendum, Alternate Contract Source (ACS) No. 43230000-NASPO-16-ACS for Cloud Solutions dated October 12, 2022 between the Florida Department of Management Services and Accenture; pursuant to the State of Utah, acting by and through the National Association of State Procurement Officials (NASPO) ValuePoint, competitively procured Cloud Solutions and executed Contract No. AR3086, Cloud Solutions ("Master Contract"), with the Contractor dated June 14, 2019. All capitalized terms used in this SOW which are undefined shall have the meanings set forth in the Master Contract. In the event of an inconsistency between this SOW and the Master Contract, this SOW shall govern.

### 1. TERM

Accenture's Services (as defined below) will commence on Apr 10, 2024 and complete on or about July 31, 2024.

### 2. SERVICES

2.1 Accenture will provide the services ("Services") to assist Client with architecture support for the Oracle Service Bus (OSB) migration to the Oracle Cloud Infrastructure (OCI) for (the 'Work') as follows:

Client is engaging Accenture to provide Architecture resources in support of the support for the Oracle Service Bus (OSB) migration to the Oracle Cloud Infrastructure (OCI).

- Accenture will provide architecture support for the Oracle Service Bus (OSB).
- Accenture will provide recommendations on the below areas of the Oracle Service Bus (OSB).

Group	Task Name
Pre-Requisites, POC & Analysis	Migration Scope Analysis
	SOA MP 12.2.1.4 Analysis
	Cloud Credits & Licensing Requirements
	Evaluate Tenancy Limits & Request Increase (if any)
Design	Network Architecture (OCI)
	Environment Sizing, Naming Convention, Architecture
	Environment Planning & Mapping
	Utilization of Existing Client Security Requirements/Recommendation
Network & Firewall Requirements	OS Hardening & Configuration Recommendation
	Active Directory Utilization
	Infrastructure Deployment & Configuration
	Palo Alto Firewall Rules (Request)
Provisioning Guidance	Connectivity Validation - OCI - OCI
	Connectivity Validation - OCI - On-Prem
	Connectivity Validation - On-Prem - OCI
	SOA MP
Configuration Guidance	Storages
	Load Balancers
	Monitoring
	Database
Deployment Guidance & Support	OCI Resources
	Application Environment Pre-Deployment Configuration
	OS Hardening & Configuration Recommendation
	Security Requirements
Support	EAR/AAR Deployment
	Code Deployment
	Application Environment Post-Deployment Configuration
	Testing/Integration
	Technical Application
	OCI Network, Infra

- ACN provisioning guidance on 5 OSB (SOA MP) Instances DEV, Training, QA, PROD, DR.
- ACN provide guidance on Exadata CS VM Cluster (Multi VMC, Capacity Planning, Provisioning)
- ACN provisioning and configuration guidance of required resources - storages, load balancers, alarms, etc
- ACN provisioning and configuration guidance of SOA Marketplace application configuration
- ACN provide guidance on AD Groups usage, creation, mapping - sudoers.
- ACN OCI Network Architecture Design & Build and DR Options.

Award# 3 02/01/2024 Supporting Documents

- ACN provide guidance on OSB Environment Integration w/ Ext/Int Systems
- ACN provide guidance on OSB Environment Planning & Mapping
- ACN provide guidance on OSB Environment Sizing, Naming Convention, Architecture
- ACN provide guidance on OS Hardening & Configuration
- ACN provide guidance on existing Security Requirements
- ACN provide guidance on Technical Sanity Checks
- ACN provide support on End-to-End Testing Execution Activities

3. DELIVERABLES

3.1 The following deliverables (“**Deliverables**”) will be produced by Accenture with inputs from the Client (“**Project Team**”) under this SOW:

Deliverables	Description (detailed description)	Accenture Responsibility	Client Responsibility
Accenture OSB OCI Design & Recommendations	Accenture shall provide the OSB Design documentation based on the design/architecture decisions taken with JEA	Primary	Assist Client attendance and participation

\*The party with “**Primary**” responsibility shall have the obligation of completing that task or Deliverable and directing the party with “**Assist**” responsibility.  
\*\*The party with “**Assist**” responsibility shall assist the party with “**Primary**” responsibility.

3.2 Acceptance Criteria

The acceptance criteria for the Deliverables primarily developed by Accenture shall be compliance to the Deliverable description set forth in this SOW, or such other acceptance criteria as the parties may agree to in writing subject to a Change Order. The only basis for rejection of Deliverables will be the failure of the Deliverables to materially comply to such description or acceptance criteria. If Client does not provide Accenture with a written response within five (5) days after delivery of the applicable Deliverable specifically identifying the manner in which they fail to materially comply with their applicable description, then the applicable Deliverable will be deemed accepted.

Unless otherwise agreed to in writing by the parties, the above describes Accenture's complete scope of Services.

4. CLIENT RESPONSIBILITIES AND ASSUMPTIONS

4.1 In addition to any other responsibilities or assumption described in this SOW, set forth below is a list of the obligations for which Client will be responsible, conditions on Accenture's performance, and assumptions upon which Accenture relies in agreeing to perform the Services described in this SOW on the terms set out herein (collectively “**Client's Responsibilities**”). If any of Client's Responsibilities are not performed or prove to be incorrect, it may cause changes to the Project schedule, fees and expenses, Deliverables, level of effort required, or otherwise impact Accenture's performance of the Services described in this SOW, and Accenture shall have no liability with respect to its inability to perform the Services resulting therefrom. Client shall grant to Accenture such additional time as is reasonable to provide the Services and/or the relevant Deliverables, as the case maybe, and shall pay to Accenture any additional fees necessary to compensate Accenture for any necessary additional effort or expenses.

1. Client will provide named resources to work with Accenture resources.

DBA

Megan Cate

**Award# 3 02/01/2024 Supporting Documents**

David Krajewski

**Middle Tier**

Venkat Boppana (Primary)

Mark Moore (Backup)

**Infrastructure/Technical Team**

Surabhi Prasad – DBA & MT

Matt Strickland – Development Team

Nathan B – Networking

Tony H – Operating Systems

Clint - Manager IT

**Development Team**

Swapnali Dhakwal

2. JEA team will be responsible for the activities below in the OSB Migration.
  - JEA is responsible for build, deployment, and test.
  - JEA is responsible for building, providing, and utilizing a CI/CD platform as needed.
  - JEA is responsible for managing and ensuring all external systems are ready for integration with OSB in OCI.
  - JEA is responsible for generating, providing, and maintaining keys, credentials, etc resources required for the environments.
  - JEA is responsible for planning and executing Performance Testing.
  - JEA is responsible for development work (Integrations, Configurations etc.).
  - JEA is responsible for raising and working through resolution of Oracle Support tickets in case of application, development, and other technical issues.
  - JEA is responsible for procuring licenses and/or cloud credits in the event additional cloud resources are deemed required for the migration.
  - JEA is responsible for procuring and meeting licensing requirements for 3<sup>rd</sup> party tools to be deployed as part of the migration.
  - JEA Resources: Megan Cate, David Krajewski and Venkat Boppana will be the primary resources doing the build and deployment tasks from JEA.
  - JEA Resources Integration Team/Developers: Developer Knowledge during the Implementation would be provided by JEA team Swapnali Dhakwal (Lead) and Wendong Li.
  - Developer troubleshooting will be done by JEA development team.
3. JEA will review/approve timesheets timely for billing purposes within five (5) days of submission.
4. Client will provide a project contact with decision-making authority to support the scope of services described in this SOW and ensure the proper personnel are scheduled to review each completed Service or Deliverable upon notification of completion by Vendor.
5. If applicable, Client will provide site contacts for each Client location. Each such contact will provide Vendor with sufficient detail regarding his/her site, and will coordinate or perform required onsite work, as reasonably requested by Vendor and Client IT, for the duration of the project.

**Award# 3 02/01/2024 Supporting Documents**

6. Client will provide Vendor the necessary access to internal experts, location(s), critical systems, applications, workspace, and equipment (telephones, LAN connectivity, printer access, passwords, keys, etc., as applicable) required at each field location to complete the project. Access to Client systems will be provided to Vendor via either onsite direct access or remote/VPN access. If Client does not allow remote/VPN access to Client systems and remote work is necessary, then Client will make local resources available to be utilized by Vendor to accommodate for this lack of access. If Client cannot provide access or local resources, then additional project duration, labor hours, travel expenses, and other costs may be incurred and due to Accenture by Client.
7. Client will provide the necessary hardware, software, tools, and permits required for the successful completion of the project prior to Vendor's arrival. Further, Client is responsible for all licensing requirements to be compliant per their own agreements.
8. Client is responsible for all product and material, including distribution and transport of Client-owned product and material, unless otherwise specified in writing. Product and material are defined as any items purchased, owned and/or provided by Client (or others) that Vendor is required to use for fulfillment of any Services described herein.
9. Client is responsible for providing adequate and secure onsite storage for all Client-owned product and material unless otherwise specified in writing.
10. If applicable, Client will be responsible for: (a) back-up and/or data migration of existing data unless otherwise agreed to by Accenture; (b) computer system and network designs; and (c) component selection as it relates to the performance of the computer system and/or the network.
11. Client is responsible for maintaining physical, electronic, and procedural controls to ensure the confidentiality, integrity, and availability of Client's information on all applicable Client computing systems used to store or transmit Client's information, in accordance with current applicable industry standards and best practices.
12. Client is responsible for managing and maintaining: (a) reasonable firewalls and, if appropriate, encryption; (b) regular back-ups of Client's information; and (c) least-privileged-based access controls (including provisioning, de-provisioning, authentication, authorization, and accountability controls).

Client and its employees, contractors, and agents will: (a) cooperate with any reasonable request of Accenture/Vendor, (b) provide input throughout the project and will review progress at review meetings requested; and (c) provide Vendor with access to all of Client's information, documentation, and technology, necessary to perform the Services, including a list of all Client and third-party contacts necessary for Vendor to do so. Such cooperation, input, access, and license are critical to this project, and Client's representation at all review meetings is essential. If applicable, Vendor is hereby granted and shall have a nonexclusive, royalty-free license, during the term of the Services, to access and use the Client Technology solely for the purposes of delivering the Services to Client. "Client Technology" shall mean any intellectual property owned by Client that will be used by Vendor in performing the Services under this SOW.

The estimated duration and associated fees presented in this SOW are based on the following assumptions. Should any element(s) of these be lacking during execution of the Services, additional time, associated fees, and expenses may be required.

Commented [SM1]: We have not mentioned any Assumptions rather mentioned below are the "Out of Scope"

**5. ASSUMPTIONS**

- Utilize the latest 12.2.1.4 SOA MP and corresponding OS version provided by Oracle.
- All OSB Instances will follow the same baseline version.
- On-Premises OSB Application Migration.
  - Code deployment and configuration of resources (i.e. Adapter, Data Sources, etc).
- New OSB Environment Build on OCI SOA MP.
  - Licensing type, BYOL or UCC, to be confirmed by client.
- No On-Premises OSB Database Migration.
- No in-place Database Upgrade (i.e. 12c to 19c) - new 19c databases in OCI Exadata Cloud Service.
- JEA is responsible for OSB code compatibility and migration to OCI OSB environment.
- JEA will be responsible for all app and code fixes.
- JEA will be responsible for Boundary system update and coordination.
- JEA to apply OS, Application and Database patching.

**Award# 3 02/01/2024 Supporting Documents**

- JEA will be executing the Performance use case on the OSB integrations.
- JEA to use and provision OCI Exadata CS for OSB Database Requirements.
- Utilize existing JEA DC/DNS/AD servers.
- Assume end system connectivity will not be impacted as DNS switch will be done to change the routing from on prem to OCI.
- SFTP for file transfer to vendors/external systems will remain same.
- OSB will have private and public facing application access.
  - In the event of a Public Facing requirement for OSB on OCI, JEA will implement the necessary measures to expose and protect the application to the public as required by JEA compliance.
  - JEA will configure the application to meet existing enterprise standards and may utilize existing tools already deployed in the cloud such as F5, Palo Alto, etc to provide the necessary protections.
- Assume performance testing tools and execution will be done by the client.
- JEA to provide support for on-premises tools required for the migration - JEA DNS record, certificate signing, scheduler, etc.
- JEA is responsible for on-premises OSB environment decommission activities.
- JEA will own the functional testing and any code fixes in code.
- ACN and JEA will provide Hypercare support - X weeks.
- JEA availability to complete testing in timeline mentioned in the SOW.
- Code freeze to be established in the overall Plan before Testing

**6. OUT OF SCOPE**

Accenture is not responsible for the following:

**6.1**

- Providing the PMO services
- Maintaining any on-premises networking, infrastructure, or applications.
- Building, developing OSB integrations.
- Functional aspects of the OSB integrations.
- Building DevOps or Pipelines for OSB, Process Cloud, Visual Builder Cloud Services.
- Hardening and security posture setup during the POC.
  - Determining security measure to deploy.
- Building and solutioning OSB DR environment.

**7. FEES & EXPENSES**

- 6.1** Accenture will perform its Services on a time and materials basis. Based on the terms set forth in this SOW, Accenture's estimates its fees for its Services will not exceed \$ 400,000 plus actual expenses including, but not necessarily limited to, travel and lodging expenses, and all taxes, as applicable. All fees and expenses will be paid in USD via electronic ACH or Wire Transfer. Accenture will invoice JEA monthly based on the hours incurred by resource under the following Rate Schedule of this SOW.

Charges will be calculated based on the following rates and estimated hours per resource:

SOW Title	NASPO Title	Hourly Rate	Hours	Total
Onshore MD/Cloud-DL	Delivery Lead - Cloud Migration	\$ 420	8	\$ 3,360
OCI Tech Lead/Cloud-DL	OCI Migration Engineer - Lead	\$ 350	640	\$ 224,000

Award# 3 02/01/2024 Supporting Documents

OCI Tech Lead/Cloud-DL	Security Analyst - Cloud Migration (OS)	\$ 350	320	\$ 112,000
OCI Tech Lead/Cloud-DL	Security Analyst - Cloud Migration (FW)	\$ 350	80	\$ 28,000
TOTALS			1048	\$ 367,360

8. SERVICES LOCATION

7.1 The Services will be performed remotely (in North America), and at Client’s facilities: 225 N Pearl St. Jacksonville, FL, 32202 and Accenture facilities.

Accenture personnel will perform the Services remotely, provided that performing remotely does not (i) adversely impact Accenture’s ability to perform its obligations under the Agreement; or (ii) require any increase to the Fees. For Services provided on a remote basis, any contractual requirements to provide physical and environmental security controls (e.g., secure bays; security guards; CCTV) at the Accenture service locations will not apply to remote work locations. In addition, where Accenture personnel are required to access Customer systems from a remote work location, such access will only occur using devices and access points approved by Customer.

9. ADDITIONAL TERMS AND CONDITIONS

8.1 Change Control Procedure

Both Parties will work in good faith to negotiate any changes to the timeline or scope of a SOW. Upon a change request, Accenture shall prepare a change order (“Change Order”) which is a written document indicating the change to timeline, scope, risk, and cost of the Services under this SOW. Such request must be approved by both Parties before implementing the changes contained in the Change Order.

8.2 Liability

The sole liability of either Party to the other in relation to any and all claims in any manner related to the Agreement (whether in contract, tort, negligence, strict liability in tort, by statute or otherwise) will be for direct damages, not to exceed in the aggregate an amount equal to the total fees paid or payable to Accenture under the applicable SOW (or if the term of the SOW is 12 months or longer, the liability of each Party will be limited in the aggregate to the fees received under the applicable SOW during the 12 month period immediately preceding the event giving rise to the first such claim or, in respect of any such event occurring during the first 12 months of the SOW, the fees payable under the applicable SOW during the first 12 months). In no event will either Party be liable (whether in contract, tort, negligence, strict liability in tort, by statute or otherwise) for any: (i) consequential, indirect, incidental, special or punitive damages, or (ii) loss of profits, business, opportunity or anticipated savings (whether directly or indirectly arising). Nothing in the Agreement excludes or limits either Party’s liability to the other which cannot lawfully be excluded or limited.

IN WITNESS WHEREOF, the parties hereto have executed this SOW as of the SOW Effective Date written above.

AGREED AND ACCEPTED

Accenture Signature: JEA:

Award# 3 02/01/2024 Supporting Documents

_____	_____
Name:	Name:
_____	_____
Title:	Title:
_____	_____
Date:	Date:
_____	_____

Exhibit A  
Data Processing and Security Addendum

This Data Processing and Security Addendum ("Addendum") describes the responsibilities of the parties with respect to the processing and security of any Client Personal Data in connection with the Services provided under the SOW. This Addendum is subject to the terms and conditions of the SOW dated January XX, 2024 between JEA ("Client") and Accenture LLP ("Accenture") and will be deemed part of the Agreement. Terms not defined below shall have the meaning set forth in the Agreement. In the event of a conflict between the Agreement and this Addendum, this Addendum shall prevail.

1. **Definitions.**
- a. "Business Contact Information" means the names, mailing addresses, email addresses, and phone numbers regarding the other party's employees, directors, vendors, agents and customers, maintained by a party for its own business purposes as further described in Section 9 below.
  - b. "Client Personal Data" means client-owned or controlled personal data provided by or on behalf of Client to Accenture or an Accenture affiliate or subcontractor for processing under a SOW. Unless prohibited by applicable Data Protection Laws, Client Personal Data shall not include information or data that is anonymized, aggregated, de-identified and/or compiled on a generic basis and which does not name or identify a specific person.
  - c. "Data Protection Laws" means all applicable data protection and privacy Laws that apply to the processing of personal data under a particular SOW, including, as applicable, the EU General Data Protection Regulation 2016/679 ("GDPR"), the Federal Data Protection Act of 19 June 1992 (Switzerland), the UK Data Protection Law post-Brexit, and any US state or federal Laws or regulations pertaining to the collection, use, disclosure, security or protection of personal data, or to security breach notification, e.g., the California Consumer Privacy Act of 2018 ("CCPA").
  - d. "Information Security Incident" means a breach of Accenture's security leading to the accidental or unlawful destruction, loss, alteration or unauthorized acquisition, disclosure, misuse or access to unencrypted Client Personal Data transmitted, stored or otherwise processed by Accenture.
  - e. "Subprocessors" means third parties authorized under the terms of this Addendum to have access to and process Client Personal Data in order to provide a portion of the Services.
  - f. The terms "controller," "data subject," "de-identification," "personal data," "process," "processing," "processor," "pseudonymize," "sale," "service provider" and "supervisory authority" as used in this Addendum have the meanings given to any equivalent terms in the applicable Data Protection Laws, as relevant.
2. **Roles of the Parties; Compliance with Data Protection Laws.**
- a. Each party will comply with the requirements of the Data Protection Laws as applicable to such party with respect to the processing of the Client Personal Data.
  - b. Client warrants to Accenture that it has all necessary rights to provide the Client Personal Data to Accenture for the processing to be performed in relation to the Services and agrees that Client shall be responsible for obtaining all necessary consents, and providing all necessary notices, as required under the relevant Data Protection Laws in relation to the processing of the Client Personal Data.



### Award# 3 02/01/2024 Supporting Documents

c. Accenture will process the Client Personal Data only in accordance with Client's documented processing instructions as set forth in the Agreement, including this Addendum and the applicable SOW, unless otherwise required by law.

d. If Accenture is acting as a subprocessor in relation to any Client Personal Data (i.e., the data owner/controller is an entity other than Client), Client warrants to Accenture that Client's instructions with respect to the Client Personal Data have been authorized by the applicable data owner/controller, including the appointment of Accenture as a subprocessor.

e. Except as otherwise set forth in the applicable SOW, (i) Accenture is a service provider and/or processor with respect to the Client Personal Data; and (ii) Client is an owner / controller or service provider / processor, as applicable, of the Client Personal Data.

f. The applicable SOW shall set out (i) the subject matter and duration of the processing; (ii) the nature and purpose of the processing; and (iii) the type of personal data and categories of data subjects involved.

#### 3. Disclosure and Use of Data.

a. When providing or making available Client Personal Data to Accenture, Client shall only disclose or transmit Client Personal Data that is necessary for Accenture to perform the applicable Services.

b. Accenture shall not:

i. sell any Client Personal Data;

ii. retain, use or disclose any Client Personal Data for any purpose other than fulfilling its obligations and performing services in accordance with the Agreement; or

iii. retain, use or disclose the Client Personal Data outside the direct business relationship between Accenture and Client, as set forth in the Agreement, including this Addendum and the applicable SOW, unless otherwise required by law.

c. Following expiration or termination of the provision of Services relating to the processing of Client Personal Data, or at Client's request, Accenture shall (and shall require that its sub-processors) promptly and securely delete (or return to Client) all Client Personal Data (including existing copies), unless otherwise required or permitted by applicable laws. Unless otherwise agreed, Accenture will comply with any Client deletion instruction as soon as reasonably practicable and within a maximum period of 180 days.

d. Client agrees that execution of the Agreement by Accenture shall be deemed to constitute any certification that is required under applicable Data Protection Law to the restrictions on sale, retention, use, or disclosure of Client Personal Data herein.

e. Notwithstanding subsection (b) above, in the course of providing the Services, Accenture may anonymize, aggregate, and/or otherwise de-identify Client data ("**De-Identified Data**") and subsequently use and/or disclose such De-Identified Data for the purpose of research, benchmarking, improving Accenture's offerings generally, or for another business purpose authorized by applicable Data Protection Law provided that Accenture has implemented technical safeguards and business processes designed to prevent the re-identification or inadvertent release of the De-Identified Data.

#### 4. Security Obligations.

a. Each party shall implement appropriate technical and organizational security measures to safeguard Client Personal Data from unauthorized processing or accidental loss or damage, as further described in **Appendix 1** to this Addendum ("**Data Safeguards**") and the applicable SOW.

b. Taking into account the ongoing state of technological development, the costs of implementation and the nature, scope, context and purposes of the processing of the Client Personal Data, as well as the likelihood and severity of risk to individuals, Accenture's implementation of and compliance with the security measures set forth in **Appendix 1** and the applicable SOW is designed to provide a level of security appropriate to the risk in respect of the processing of the Client Personal Data.

#### 5. Additional Accenture Responsibilities.

a. **Documentation, Audits and Inspections.** Accenture shall make available to Client information reasonably requested by Client to demonstrate Accenture's compliance with its obligations in this Section and submit to audits and inspections by Client (or Client directed third parties) in accordance with a mutually agreed process designed to avoid disruption of the Services and protect the confidential information of Accenture and its other clients. As required by applicable law, Accenture shall inform Client if, in Accenture's opinion, any Client audit instruction infringes upon any applicable Data Protection Law. Client shall be solely responsible for determining whether the Services and Accenture's security measures as set forth in **Appendix 1** and the applicable SOW will meet Client's needs, including with respect to any Data Protection Laws.

b. **Data Subject and Supervisory Authority Requests.** As required by law and taking into account the nature of the Services provided, Accenture shall:



### Award# 3 02/01/2024 Supporting Documents

- i. provide assistance to Client as reasonably requested with respect to Client's obligations to respond to requests from Client's data subjects as required under applicable Data Protection Laws. Accenture will not independently respond to such requests from Client's data subjects, but will refer them to Client, except where required by applicable Data Protection Law; and
- ii. provide assistance to Client as reasonably requested if Client needs to provide information (including details of the Services provided by Accenture) to a competent supervisory authority, to the extent that such information is solely in the possession of Accenture or its Subprocessors.

c. **Privacy / Data Protection Impact Assessments.** As required by law and taking into account the nature of the Services provided and the information available to Accenture, Accenture shall provide assistance to Client as reasonably requested with respect to Client's obligations to conduct privacy / data protection impact assessments with respect to the processing of Client Personal Data as required under applicable Data Protection Laws.

6. **Subprocessors.** Client specifically authorizes the engagement of Accenture's affiliates as Subprocessors and generally authorizes the engagement of other third parties as Subprocessors as identified in the applicable SOW. Accenture shall contractually require (including via intra-company agreements with respect to affiliates) any such Subprocessors to comply with data protection obligations that are at least as restrictive as those Accenture is required to comply with hereunder. Accenture shall remain fully liable for the performance of the Subprocessor. Accenture shall provide Client with written notice of any intended changes to the authorized Subprocessors and Client shall promptly, and in any event within 10 business days, notify Accenture in writing of any reasonable objection to such changes. If Client's objection is based on anything other than the proposed subprocessor's inability to comply with agreed data protection obligations, then any further adjustments shall be at Client's cost. Any disagreements between the parties shall be resolved via the contract dispute resolution procedure.

#### 7. Cross-Border Transfers of Client Personal Data.

a. **Transfers of EEA Data.** Subject to subsection (c) below, the parties shall rely on the EU Standard Contractual Clauses for the Transfers of Personal Data to Processors Established in Third Countries, dated 5 February 2010 (2010/87/EU) as amended from time to time (the "EU Standard Contractual Clauses") to protect Client Personal Data being transferred from a country within the European Economic Area to a country outside the European Union not recognized by the European Commission as providing an adequate level of protection for personal data. Where the transfer relies on the EU Standard Contractual Clauses, the Client, acting as data exporter, shall execute, or shall procure that the relevant Client entities execute, such EU Standard Contractual Clauses with the relevant Accenture entity or a third-party entity, acting as a data importer.

b. **Transfers of non-EEA Data.** Subject to subsection (c) below, in the event that Client Personal Data is to be transferred from a country not within the European Economic Area to any other country in connection with the provision of Services under the Agreement, where required by applicable Data Protection Law, the parties shall enter into a data transfer SOW to ensure the Client Personal Data are adequately protected. Client, acting as data exporter, shall execute, or shall procure that the relevant Client entities execute, such Data Transfer Agreement, with the relevant Accenture entity or a third-party entity, acting as a data importer.

c. **Accenture BCR-P.** If and when Accenture is authorized for Binding Corporate Rules for Processors, the parties shall rely on such Binding Corporate Rules for Processors to cover any cross-border transfer of Client Personal Data to Accenture, provided that Accenture (i) maintains and extends the applicable authorization of its Binding Corporate Rules for Processors for the duration of the applicable SOW; (ii) promptly notifies Client of any subsequent material changes in such authorization; and (iii) downstreams all of its applicable data protection obligations under its Binding Corporate Rules for Processors to Subprocessors by entering into appropriate onward transfer agreements with any such Subprocessors.

8. **Information Security Incidents.** Accenture shall maintain procedures to detect and respond to Information Security Incidents. If an Information Security Incident occurs which may reasonably compromise the security or privacy of Client Personal Data, Accenture will promptly notify Client without undue delay. Accenture will cooperate with Client in investigating the Information Security Incident and, taking into account the nature of the Services provided and the information available to Accenture, provide assistance to Client as reasonably requested with respect to Client's breach notification obligations under any applicable Data Protection Laws.

9. **Use of Business Contact Information.** Each party consents to the other party using its Business Contact Information for contract management, payment processing, service offering, and business development purposes related to the SOW and such other purposes as set out in the using party's global data privacy policy (copies of which shall be made available upon request). For such purposes, and notwithstanding anything else set forth in the SOW or this Addendum with respect to Client Personal Data in general, each party shall be considered a controller with respect to the other party's Business Contact Information and shall be entitled to transfer such information to any country where such party's global organization operates.

**Award# 3 02/01/2024 Supporting Documents**

**10. Changes in Laws.** In the event of (i) any newly enacted Data Protection Law, (ii) any change to an existing Data Protection Law (including generally-accepted interpretations thereof), (iii) any interpretation of a new or existing Data Protection Law by Client, or (iv) any material new or emerging cybersecurity threat, which individually or collectively requires a change in the manner by which Accenture is delivering the Services to Client, the parties shall agree upon how Accenture's delivery of the Services will be impacted and shall make equitable adjustments to the terms of the SOW and the Services in accordance with the Change Control Procedures.

Award# 3 02/01/2024 Supporting Documents

Appendix 1

Data Safeguards for Client Data

These data safeguards (“**Data Safeguards**”) set forth the security framework that Client and Accenture will follow with respect to protecting Client Data in connection with the SOW. In the event of a conflict between these Data Safeguards and any terms and conditions set forth in the SOW, the terms and conditions of these Data Safeguards shall prevail.

**I. Security Standards.**

1. **General Obligations.** Each Party will:
  - maintain and comply with globally applicable standards, policies and procedures intended to protect data within their own respective environments (e.g., systems, networks, facilities) and such standards will govern and control in their respective environments;
  - comply with the other Party’s standards when accessing or operating within the other Party’s environments; and
  - provide timely notice of any changes to such standards that may materially degrade the security of the Services.
2. **Client Standards.** Client’s applicable security standards are as set out in the below attached Information Security Policy JEA.



Information Security  
Policy JEA.pdf

3. **Accenture Standards.** Accenture’s applicable security standards are as set out online, accessible here: <https://www.accenture.com/client-data-safeguards>.

**II. Vulnerabilities in Client Systems.** Unless otherwise expressly agreed in the MSA or SOW, and except with respect to vulnerabilities caused by Accenture’s breach of its obligations under the MSA or SOW, Client is responsible to remediate any vulnerabilities in Client Data or Client systems at Client’s cost. Client may engage Accenture to perform such remediation on Client’s behalf pursuant to a project SOW. For clarity, such remediation activities pursuant to a project SOW are not considered “Services” under any other SOW. In the event Client fails to remediate a security vulnerability in Client Data or Client systems, Accenture will not be liable for the consequences resulting from such security vulnerability, including a data security breach, except to the extent such security vulnerability resulted from Accenture’s breach of its obligations under the MSA or SOW.

**III. Remote Work.** In addition to performing Services from those Accenture and Client Locations, Accenture personnel may perform the Services or any portion of the Services remotely, provided that performing remotely does not (i) adversely impact Accenture’s ability to perform its obligations under the Agreement; or (ii) require any increase to the Fees. For Services provided on a remote basis, any contractual requirements to provide physical and environmental security controls (e.g., secure bays; security guards; CCTV) at the Accenture service locations will not apply to remote work locations. In addition, where Accenture personnel are required to access Client systems from a remote work location, such access will only occur using devices and access points approved by Client.

## STATEMENT OF WORK #2 – Oracle Integration Cloud - POC

This Statement of Work (“**SOW**”) is entered into as of January xx, 2024 (“**SOW Effective Date**”) by and between JEA (“**Client**”) and Accenture, LLP (“**Accenture**”) pursuant to the Participating Addendum, Alternate Contract Source (ACS) No. 43230000-NASPO-16-ACS for Cloud Solutions dated October 12, 2022 between the Florida Department of Management Services and Accenture; pursuant the State of Utah, acting by and through the National Association of State Procurement Officials (NASPO) ValuePoint, competitively procured Cloud Solutions and executed Contract No. AR3086, Cloud Solutions (“**Master Contract**”), with the Contractor dated June 14, 2019. All capitalized terms used in this SOW which are undefined shall have the meanings set forth in the Master Contract. In the event of an inconsistency between this SOW and the Master Contract, this SOW shall govern.

### 1. TERM

Accenture’s Services (as defined below) will commence on Jan 8, 2024 and complete on or about July 25, 2024.

### 2. SERVICES

**2.1** Accenture will provide the services (“**Services**”) to assist Client with architecture support for the Proof of Concept for Oracle Integration Cloud (the ‘Work’) as follows:

Client is engaging Accenture to provide Architecture resources in support of the Proof of Concept of Oracle Integration Cloud (OIC).

- Accenture will provide architecture support for the Oracle Integration Cloud POC.
- Accenture will provide recommendations on the below areas of the Oracle Integration Cloud.

Group	Task Name
<b>Pre-Requisites, POC &amp; Analysis</b>	Scope Analysis
	Cloud Credits & Licensing Requirements
	Evaluate Tenancy Limits & Request Increase (if any)
	OCI Resources (Supporting) - DB, VM, Identity Domain etc
	Database Approach - Schema(s), NoLogon/Proxy, PII vs Non-PII
<b>Design</b>	Network Architecture (OCI)
	Environment Sizing, Naming Convention, Architecture
	Environment Planning & Mapping
	Security Requirements Evaluation
	OS Hardening & Configuration Recommendation (VM Agent)
	Active Directory Utilization - federation w/ Identity Domain
	Identity Domain Utilization
	File Server (MFT or local)
	Scheduler (3rd party or local)
	Network Access for OCI
<b>Network &amp; Firewall Requirements</b>	Infrastructure Deployment & Configuration (OIC PE, DB, etc)
	Palo Alto Firewall Rules (Request)
	OIC Gen3 Network Access - HTTP and/or File Server
	Connectivity Validation - OIC - External
	Connectivity Validation - OIC PE - On-Prem
<b>Provisioning</b>	Connectivity Validation - On-Prem - OIC PE
	OIC Gen3
	User/Group Creation & Mapping
	Database - Schema(s), Users/Roles, Permission
<b>Deployment &amp; Configuration</b>	VM - Agent
	Deployment - IAR, Lookups, Connections
	Certificates, Keys
	Agent
<b>Support</b>	Deployment - SQL
	OIC Technical
	Testing/Integration
	Technical Application
	OCI Network, Infra

## Award# 3 02/01/2024 Supporting Documents

- Accenture will provide the lead architect for the project
- Provide foundation design support that would include OIC, Network/Firewall/Security
- Provide PaaS Security guidance on User/Groups setup, Administration tasks
- Provide recommendations on OIC architecture based on industry best practices for Security & Compliance
- Recommend Best practices for deployment and use of OIC and the adapters that are available with OIC
- Collaborate and work with JEA Manager's engaged in the project
- Troubleshoot and provide support at OCI level
- Provide a high-level architecture depicting the systems that were involved during the Proof of Concept. This will include any security, end point, agents, connections that were included in the POC

### 3. DELIVERABLES

**3.1** The following deliverables ("**Deliverables**") will be produced by Accenture with inputs from the Client ("**Project Team**") under this SOW:

Deliverables	Description (detailed description)	Accenture Responsibility	Client Responsibility
Accenture OIC Architecture Recommendations	Accenture shall provide a consolidated document for any recommendations provided during the engagement.	Primary	Assist Client attendance and participation

\*The party with "**Primary**" responsibility shall have the obligation of completing that task or Deliverable and directing the party with "Assist" responsibility.

\*\*The party with "**Assist**" responsibility shall assist the party with "Primary" responsibility.

### 3.2 Acceptance Criteria

The acceptance criteria for the Deliverables primarily developed by Accenture shall be compliance to the Deliverable description set forth in this SOW, or such other acceptance criteria as the parties may agree to in writing subject to a Change Order. The only basis for rejection of Deliverables will be the failure of the Deliverables to materially comply to such description or acceptance criteria. If Client does not provide Accenture with a written response within five (5) days after delivery of the applicable Deliverable specifically identifying the manner in which they fail to materially comply with their applicable description, then the applicable Deliverable will be deemed accepted.

Unless otherwise agreed to in writing by the parties, the above describes Accenture's complete scope of Services.

### 4. CLIENT RESPONSIBILITIES AND ASSUMPTIONS

### Award# 3 02/01/2024 Supporting Documents

4.1 In addition to any other responsibilities or assumption described in this SOW, set forth below is a list of the obligations for which Client will be responsible, conditions on Accenture's performance, and assumptions upon which Accenture relies in agreeing to perform the Services described in this SOW on the terms set out herein (collectively "**Client's Responsibilities**"). If any of Client's Responsibilities are not performed or prove to be incorrect, it may cause changes to the Project schedule, fees and expenses, Deliverables, level of effort required, or otherwise impact Accenture's performance of the Services described in this SOW, and Accenture shall have no liability with respect to its inability to perform the Services resulting therefrom. Client shall grant to Accenture such additional time as is reasonable to provide the Services and/or the relevant Deliverables, as the case maybe, and shall pay to Accenture any additional fees necessary to compensate Accenture for any necessary additional effort or expenses.

1. Client will provide named resources to work with Accenture resources

#### **DBA**

Megan Cate

#### **Middle Tier**

Venkat Boppana

#### **Infrastructure**

Megan Cate

Edwin (Ted) Sasscer

2. JEA team will be responsible for the activities below in the OIC POC.
  - JEA Is responsible for build and deployment.
  - JEA Is responsible for development work (Integrations, Configurations etc.).
  - JEA Resources: Megan Cate and Venkat Boppana will be the primary resources doing the build and deployment tasks from JEA.
  - JEA Resources ERP Team/Developers: Developer Knowledge during the POC would be provided by JEA team (Srini Donthula & Siva Valluru), development team will be all of ERP Team.
  - Developer troubleshooting will be done by JEA development team.
3. JEA will review/approve timesheets timely for billing purposes within five (5) days of submission.
4. Client will provide a project contact with decision-making authority to support the scope of services described in this SOW and ensure the proper personnel are scheduled to review each completed Service or Deliverable upon notification of completion by Vendor.
5. If applicable, Client will provide site contacts for each Client location. Each such contact will provide Vendor with sufficient detail regarding his/her site, and will coordinate or perform required onsite work, as reasonably requested by Vendor and Client IT, for the duration of the project.
6. Client will provide Vendor the necessary access to internal experts, location(s), critical systems, applications, workspace, and equipment (telephones, LAN connectivity, printer access, passwords, keys, etc., as applicable) required at each field location to complete the project. Access to Client systems will be provided to Vendor via either onsite direct access or remote/VPN access. If Client does not allow remote/VPN access to Client systems and remote work is necessary, then Client will make local resources available to be utilized by Vendor to accommodate for this lack of access. If Client cannot provide access or local resources, then additional project duration, labor hours, travel expenses, and other costs may be incurred and due to Accenture by Client.
7. Client will provide the necessary hardware, software, tools, and permits required for the successful completion of the project prior to Vendor's arrival. Further, Client is responsible for all licensing requirements to be compliant per their own agreements.
8. Client is responsible for all product and material, including distribution and transport of Client-owned product and material, unless otherwise specified in writing. Product and material are defined as any items purchased, owned and/or provided by Client (or others) that Vendor is required to use for fulfillment of any Services described herein.
9. Client is responsible for providing adequate and secure onsite storage for all Client-owned product and material unless otherwise specified in writing.



## Award# 3 02/01/2024 Supporting Documents

10. If applicable, Client will be responsible for: (a) back-up and/or data migration of existing data unless otherwise agreed to by Accenture; (b) computer system and network designs; and (c) component selection as it relates to the performance of the computer system and/or the network.
11. Client is responsible for maintaining physical, electronic, and procedural controls to ensure the confidentiality, integrity, and availability of Client's information on all applicable Client computing systems used to store or transmit Client's information, in accordance with current applicable industry standards and best practices.
12. Client is responsible for managing and maintaining: (a) reasonable firewalls and, if appropriate, encryption; (b) regular back-ups of Client's information; and (c) least-privileged-based access controls (including provisioning, de-provisioning, authentication, authorization, and accountability controls).

Client and its employees, contractors, and agents will: (a) cooperate with any reasonable request of Accenture/Vendor, (b) provide input throughout the project and will review progress at review meetings requested; and (c) provide Vendor with access to all of Client's information, documentation, and technology, necessary to perform the Services, including a list of all Client and third-party contacts necessary for Vendor to do so. Such cooperation, input, access, and license are critical to this project, and Client's representation at all review meetings is essential. If applicable, Vendor is hereby granted and shall have a nonexclusive, royalty-free license, during the term of the Services, to access and use the Client Technology solely for the purposes of delivering the Services to Client. "Client Technology" shall mean any intellectual property owned by Client that will be used by Vendor in performing the Services under this SOW.

The estimated duration and associated fees presented in this SOW are based on the following assumptions. Should any element(s) of these be lacking during execution of the Services, additional time, associated fees, and expenses may be required.[SM1]

## 5. OUT OF SCOPE

Accenture is not responsible for the following:

### 5.1

- Maintaining any on-premises networking, infrastructure, or applications.
- Building, developing OIC integrations.
- Functional aspects of the OIC integrations.
- Building DevOps or Pipelines for OIC, Process Cloud, Visual Builder Cloud Services.
- Hardening and security posture setup during the POC.

## 6. FEES & EXPENSES

- 6.1 Accenture will perform its Services on a time and materials basis. Based on the terms set forth in this SOW, Accenture's estimates its fees for its Services will not exceed \$120,000 plus actual expenses including, but not necessarily limited to, travel and lodging expenses, and all taxes, as applicable. All fees and expenses will be paid in USD via electronic ACH or Wire Transfer. Accenture will invoice JEA on a monthly basis based on the hours incurred by resource under the following Rate Schedule of this SOW.

Charges will be calculated based on the following rates and estimated hours per resource:

SOW Title	NASPO Title	Hourly Rate	Hours	Total
Onshore MD/Cloud-DL	Onshore MD/Cloud-DL	\$420.00	249.6[KH2] [SM3][HK4] [RN5]	\$104,832.00
<b>TOTALS</b>			<b>249.6</b>	<b>\$104,832.00</b>

---

## 7. SERVICES LOCATION

- 7.1 The Services will be performed remotely (in North America), and at Client's facilities: 225 N Pearl St. Jacksonville, FL, 32202 and Accenture facilities.

Accenture personnel will perform the Services remotely, provided that performing remotely does not (i) adversely impact Accenture's ability to perform its obligations under the Agreement; or (ii) require any increase to the Fees. For Services provided on a remote basis, any contractual requirements to provide physical and environmental security controls (e.g., secure bays; security guards; CCTV) at the Accenture service locations will not apply to remote work locations. In addition, where Accenture personnel are required to access Customer systems from a remote work location, such access will only occur using devices and access points approved by Customer.

---

## 8. ADDITIONAL TERMS AND CONDITIONS

### 8.1 Change Control Procedure

Both Parties will work in good faith to negotiate any changes to the timeline or scope of a SOW. Upon a change request, Accenture shall prepare a change order ("Change Order") which is a written document indicating the change to timeline, scope, risk, and cost of the Services under this SOW. Such request must be approved by both Parties before implementing the changes contained in the Change Order.

### 8.2 Liability

The sole liability of either Party to the other in relation to any and all claims in any manner related to the Agreement (whether in contract, tort, negligence, strict liability in tort, by statute or otherwise) will be for direct damages, not to exceed in the aggregate an amount equal to the total fees paid or payable to Accenture under the applicable SOW (or if the term of the SOW is 12 months or longer, the liability of each Party will be limited in the aggregate to the fees received under the applicable SOW during the 12 month period immediately preceding the event giving rise to the first such claim or, in respect of any such event occurring during the first 12 months of the SOW, the fees payable under the applicable SOW during the first 12 months). In no event will either Party be liable (whether in contract, tort, negligence, strict liability in tort, by statute or otherwise) for any: (i) consequential, indirect, incidental, special or punitive damages, or (ii) loss of profits, business, opportunity or anticipated savings (whether directly or indirectly arising). Nothing in the Agreement excludes or limits either Party's liability to the other which cannot lawfully be excluded or limited.

IN WITNESS WHEREOF, the parties hereto have executed this SOW as of the SOW Effective Date written above.

**AGREED AND ACCEPTED**

## Award# 3 02/01/2024 Supporting Documents

Accenture Signature:

JEA:

---

---

Name:

Name:

---

---

Title:

Title:

---

---

Date:

Date:

---

---

### **Exhibit A Data Processing and Security Addendum**

This Data Processing and Security Addendum ("Addendum") describes the responsibilities of the parties with respect to the processing and security of any Client Personal Data in connection with the Services provided under the SOW. This Addendum is subject to the terms and conditions of the SOW dated **January XX, 2024** between JEA ("Client") and Accenture LLP ("Accenture") and will be deemed part of the Agreement. Terms not defined below shall have the meaning set forth in the Agreement. In the event of a conflict between the Agreement and this Addendum, this Addendum shall prevail.

#### **1. Definitions.**

- a. "Business Contact Information" means the names, mailing addresses, email addresses, and phone numbers regarding the other party's employees, directors, vendors, agents and customers, maintained by a party for its own business purposes as further described in Section 9 below.
- b. "Client Personal Data" means client-owned or controlled personal data provided by or on behalf of Client to Accenture or an Accenture affiliate or subcontractor for processing under a SOW. Unless prohibited by applicable Data Protection Laws, Client Personal Data shall not include information or data that is anonymized, aggregated, de-identified and/or compiled on a generic basis and which does not name or identify a specific person.
- c. "Data Protection Laws" means all applicable data protection and privacy Laws that apply to the processing of personal data under a particular SOW, including, as applicable, the EU General Data Protection Regulation 2016/679 ("GDPR"), the Federal Data Protection Act of 19 June 1992 (Switzerland), the UK Data Protection Law post-Brexit, and any US state or federal Laws or regulations pertaining to the collection, use, disclosure, security or protection of personal data, or to security breach notification, e.g., the California Consumer Privacy Act of 2018 ("CCPA").
- d. "Information Security Incident" means a breach of Accenture's security leading to the accidental or unlawful destruction, loss, alteration or unauthorized acquisition, disclosure, misuse or access to unencrypted Client Personal Data transmitted, stored or otherwise processed by Accenture.
- e. "Subprocessors" means third parties authorized under the terms of this Addendum to have access to and process Client Personal Data in order to provide a portion of the Services.
- f. The terms "controller," "data subject," "de-identification," "personal data," "process," "processing," "processor," "pseudonymize," "sale," "service provider" and "supervisory authority" as used in this Addendum have the meanings given to any equivalent terms in the applicable Data Protection Laws, as relevant.

#### **2. Roles of the Parties; Compliance with Data Protection Laws.**

- a. Each party will comply with the requirements of the Data Protection Laws as applicable to such party with respect to the processing of the Client Personal Data.
- b. Client warrants to Accenture that it has all necessary rights to provide the Client Personal Data to Accenture for the processing to be performed in relation to the Services and agrees that Client shall be responsible for obtaining all necessary consents, and providing all necessary notices, as required under the relevant Data Protection Laws in relation to the processing of the Client Personal Data.

## Award# 3 02/01/2024 Supporting Documents

- c. Accenture will process the Client Personal Data only in accordance with Client's documented processing instructions as set forth in the Agreement, including this Addendum and the applicable SOW, unless otherwise required by law.
- d. If Accenture is acting as a subprocessor in relation to any Client Personal Data (i.e., the data owner/controller is an entity other than Client), Client warrants to Accenture that Client's instructions with respect to the Client Personal Data have been authorized by the applicable data owner/controller, including the appointment of Accenture as a subprocessor.
- e. Except as otherwise set forth in the applicable SOW, (i) Accenture is a service provider and/or processor with respect to the Client Personal Data; and (ii) Client is an owner / controller or service provider / processor, as applicable, of the Client Personal Data.
- f. The applicable SOW shall set out (i) the subject matter and duration of the processing; (ii) the nature and purpose of the processing; and (iii) the type of personal data and categories of data subjects involved.

### 3. Disclosure and Use of Data.

- a. When providing or making available Client Personal Data to Accenture, Client shall only disclose or transmit Client Personal Data that is necessary for Accenture to perform the applicable Services.
- b. Accenture shall not:
  - i. sell any Client Personal Data;
  - ii. retain, use or disclose any Client Personal Data for any purpose other than fulfilling its obligations and performing services in accordance with the Agreement; or
  - iii. retain, use or disclose the Client Personal Data outside the direct business relationship between Accenture and Client, as set forth in the Agreement, including this Addendum and the applicable SOW, unless otherwise required by law.
- c. Following expiration or termination of the provision of Services relating to the processing of Client Personal Data, or at Client's request, Accenture shall (and shall require that its sub-processors) promptly and securely delete (or return to Client) all Client Personal Data (including existing copies), unless otherwise required or permitted by applicable laws. Unless otherwise agreed, Accenture will comply with any Client deletion instruction as soon as reasonably practicable and within a maximum period of 180 days.
- d. Client agrees that execution of the Agreement by Accenture shall be deemed to constitute any certification that is required under applicable Data Protection Law to the restrictions on sale, retention, use, or disclosure of Client Personal Data herein.
- e. Notwithstanding subsection (b) above, in the course of providing the Services, Accenture may anonymize, aggregate, and/or otherwise de-identify Client data ("**De-Identified Data**") and subsequently use and/or disclose such De-Identified Data for the purpose of research, benchmarking, improving Accenture's offerings generally, or for another business purpose authorized by applicable Data Protection Law provided that Accenture has implemented technical safeguards and business processes designed to prevent the re-identification or inadvertent release of the De-Identified Data.

### 4. Security Obligations.

- a. Each party shall implement appropriate technical and organizational security measures to safeguard Client Personal Data from unauthorized processing or accidental loss or damage, as further described in **Appendix 1** to this Addendum ("**Data Safeguards**") and the applicable SOW.
- b. Taking into account the ongoing state of technological development, the costs of implementation and the nature, scope, context and purposes of the processing of the Client Personal Data, as well as the likelihood and severity of risk to individuals, Accenture's implementation of and compliance with the security measures set forth in **Appendix 1** and the applicable SOW is designed to provide a level of security appropriate to the risk in respect of the processing of the Client Personal Data.

### 5. Additional Accenture Responsibilities.

- a. **Documentation, Audits and Inspections.** Accenture shall make available to Client information reasonably requested by Client to demonstrate Accenture's compliance with its obligations in this Section and submit to audits and inspections by Client (or Client directed third parties) in accordance with a mutually agreed process designed to avoid disruption of the Services and protect the confidential information of Accenture and its other clients. As required by applicable law, Accenture shall inform Client if, in Accenture's opinion, any Client audit instruction infringes upon any applicable Data Protection Law. Client shall be solely responsible for determining whether the Services and Accenture's security measures as set forth in **Appendix 1** and the applicable SOW will meet Client's needs, including with respect to any Data Protection Laws.
- b. **Data Subject and Supervisory Authority Requests.** As required by law and taking into account the nature of the Services provided, Accenture shall:
  - i. provide assistance to Client as reasonably requested with respect to Client's obligations to respond to requests from Client's data subjects as required under applicable Data Protection Laws. Accenture will not

## Award# 3 02/01/2024 Supporting Documents

independently respond to such requests from Client's data subjects, but will refer them to Client, except where required by applicable Data Protection Law; and

ii. provide assistance to Client as reasonably requested if Client needs to provide information (including details of the Services provided by Accenture) to a competent supervisory authority, to the extent that such information is solely in the possession of Accenture or its Subprocessors.

c. **Privacy / Data Protection Impact Assessments.** As required by law and taking into account the nature of the Services provided and the information available to Accenture, Accenture shall provide assistance to Client as reasonably requested with respect to Client's obligations to conduct privacy / data protection impact assessments with respect to the processing of Client Personal Data as required under applicable Data Protection Laws.

6. **Subprocessors.** Client specifically authorizes the engagement of Accenture's affiliates as Subprocessors and generally authorizes the engagement of other third parties as Subprocessors as identified in the applicable SOW. Accenture shall contractually require (including via intra-company agreements with respect to affiliates) any such Subprocessors to comply with data protection obligations that are at least as restrictive as those Accenture is required to comply with hereunder. Accenture shall remain fully liable for the performance of the Subprocessor. Accenture shall provide Client with written notice of any intended changes to the authorized Subprocessors and Client shall promptly, and in any event within 10 business days, notify Accenture in writing of any reasonable objection to such changes. If Client's objection is based on anything other than the proposed subprocessor's inability to comply with agreed data protection obligations, then any further adjustments shall be at Client's cost. Any disagreements between the parties shall be resolved via the contract dispute resolution procedure.

### 7. Cross-Border Transfers of Client Personal Data.

a. **Transfers of EEA Data.** Subject to subsection (c) below, the parties shall rely on the EU Standard Contractual Clauses for the Transfers of Personal Data to Processors Established in Third Countries, dated 5 February 2010 (2010/87/EU) as amended from time to time (the "EU Standard Contractual Clauses") to protect Client Personal Data being transferred from a country within the European Economic Area to a country outside the European Union not recognized by the European Commission as providing an adequate level of protection for personal data. Where the transfer relies on the EU Standard Contractual Clauses, the Client, acting as data exporter, shall execute, or shall procure that the relevant Client entities execute, such EU Standard Contractual Clauses with the relevant Accenture entity or a third-party entity, acting as a data importer.

b. **Transfers of non-EEA Data.** Subject to subsection (c) below, in the event that Client Personal Data is to be transferred from a country not within the European Economic Area to any other country in connection with the provision of Services under the Agreement, where required by applicable Data Protection Law, the parties shall enter into a data transfer SOW to ensure the Client Personal Data are adequately protected. Client, acting as data exporter, shall execute, or shall procure that the relevant Client entities execute, such Data Transfer Agreement, with the relevant Accenture entity or a third-party entity, acting as a data importer.

c. **Accenture BCR-P.** If and when Accenture is authorized for Binding Corporate Rules for Processors, the parties shall rely on such Binding Corporate Rules for Processors to cover any cross-border transfer of Client Personal Data to Accenture, provided that Accenture (i) maintains and extends the applicable authorization of its Binding Corporate Rules for Processors for the duration of the applicable SOW; (ii) promptly notifies Client of any subsequent material changes in such authorization; and (iii) downstreams all of its applicable data protection obligations under its Binding Corporate Rules for Processors to Subprocessors by entering into appropriate onward transfer agreements with any such Subprocessors.

8. **Information Security Incidents.** Accenture shall maintain procedures to detect and respond to Information Security Incidents. If an Information Security Incident occurs which may reasonably compromise the security or privacy of Client Personal Data, Accenture will promptly notify Client without undue delay. Accenture will cooperate with Client in investigating the Information Security Incident and, taking into account the nature of the Services provided and the information available to Accenture, provide assistance to Client as reasonably requested with respect to Client's breach notification obligations under any applicable Data Protection Laws.

9. **Use of Business Contact Information.** Each party consents to the other party using its Business Contact Information for contract management, payment processing, service offering, and business development purposes related to the SOW and such other purposes as set out in the using party's global data privacy policy (copies of which shall be made available upon request). For such purposes, and notwithstanding anything else set forth in the SOW or this Addendum with respect to Client Personal Data in general, each party shall be considered a controller with respect to the other party's Business Contact Information and shall be entitled to transfer such information to any country where such party's global organization operates.

10. **Changes in Laws.** In the event of (i) any newly enacted Data Protection Law, (ii) any change to an existing Data Protection Law (including generally-accepted interpretations thereof), (iii) any interpretation of a new or existing Data Protection Law by Client, or (iv) any material new or emerging cybersecurity threat, which individually

**Award# 3 02/01/2024 Supporting Documents**

or collectively requires a change in the manner by which Accenture is delivering the Services to Client, the parties shall agree upon how Accenture's delivery of the Services will be impacted and shall make equitable adjustments to the terms of the SOW and the Services in accordance with the Change Control Procedures.



## Data Safeguards for Client Data

These data safeguards (“**Data Safeguards**”) set forth the security framework that Client and Accenture will follow with respect to protecting Client Data in connection with the SOW. In the event of a conflict between these Data Safeguards and any terms and conditions set forth in the SOW, the terms and conditions of these Data Safeguards shall prevail.

### I. Security Standards.

1. **General Obligations.** Each Party will:

- maintain and comply with globally applicable standards, policies and procedures intended to protect data within their own respective environments (e.g., systems, networks, facilities) and such standards will govern and control in their respective environments;
- comply with the other Party’s standards when accessing or operating within the other Party’s environments; and
- provide timely notice of any changes to such standards that may materially degrade the security of the Services.

2. **Client Standards.** Client’s applicable security standards are as set out in the below attached Information Security Policy JEA.



Information Security  
Policy JEA.pdf

3. **Accenture Standards.** Accenture’s applicable security standards are as set out online, accessible here: <https://www.accenture.com/client-data-safeguards>.

II. **Vulnerabilities in Client Systems.** Unless otherwise expressly agreed in the MSA or SOW, and except with respect to vulnerabilities caused by Accenture’s breach of its obligations under the MSA or SOW, Client is responsible to remediate any vulnerabilities in Client Data or Client systems at Client’s cost. Client may engage Accenture to perform such remediation on Client’s behalf pursuant to a project SOW. For clarity, such remediation activities pursuant to a project SOW are not considered “Services” under any other SOW. In the event Client fails to remediate a security vulnerability in Client Data or Client systems, Accenture will not be liable for the consequences resulting from such security vulnerability, including a data security breach, except to the extent such security vulnerability resulted from Accenture’s breach of its obligations under the MSA or SOW.

III. **Remote Work.** In addition to performing Services from those Accenture and Client Locations, Accenture personnel may perform the Services or any portion of the Services remotely, provided that performing remotely does not (i) adversely impact Accenture’s ability to perform its obligations under the Agreement; or (ii) require any increase to the Fees. For Services provided on a remote basis, any contractual requirements to provide physical and environmental security controls (e.g., secure bays; security guards; CCTV) at the Accenture service locations will not apply to remote work locations. In addition, where Accenture personnel are required to access Client systems from a remote work location, such access will only occur using devices and access points approved by Client.

## Award# 4 02/01/2024 Supporting Documents

1411528246 Installation of West Jax T1 Autotransformer Intent to Award

Project Number 8007956  
Budget Estimated \$ 318,062.00

1411528246 (IFB) Bid Tab	
Company	Total Bid Price
C&C Powerline Inc	\$384,082.60
Reliable Substation Services, Inc.	\$434,500.00
Powerserve Technologies, Inc.	\$484,000.00
The L.E. Myers Co.	\$949,374.16



The Haskell Company  
111 Riverside Avenue  
Jacksonville, Florida 32202

tel 904 791-4500  
fax 904 791-4699  
www.thehaskellco.com

January 22, 2024

**John Morrison**  
*Project Manager - Water*

Mr. Peter Doherty  
JEA  
Senior Manager | W/WW Project Management  
21 West Church Street  
Jacksonville, Florida 32202

**RE: JEA Nassau WRF Expansion – Amendment #4 Summary**

Mr. Doherty,

Below is a summary of the costs associated with our proposals for the DIW Surface Facilities and Reclaimed Water Ground Storage Tank #2 projects. This work will be incorporated into the JEA Nassau WRF Expansion project. Please reference the attached proposals for additional details.

**JEA NASSAU WRF EXPANSION  
AMENDMENT #4 SUMMARY**

	<b>DIW SURFACE FACILITIES PROPOSAL</b>	<b>RECLAIMED WATER GST #2 PROPOSAL</b>	<b>TOTAL</b>
At Risk Cost of Work	\$1,992,493	\$1,837,532	\$3,830,025
Owner Allowances	\$52,365	\$5,000	\$57,365
CMAR Contingency	\$23,429	\$25,000	\$48,429
Owner Contingency	\$23,429	\$100,000	\$123,429
Indirects (Bond / Insurance / Fee)	\$251,135	\$236,225	\$487,360
<b>TOTAL COST</b>	<b>\$2,342,851</b>	<b>\$2,203,757</b>	<b>\$4,546,608</b>

Haskell is thankful for this opportunity and is available at JEA's convenience to answer any questions or comments concerning this proposal.

Sincerely,

**John Morrison**  
Construction Manager



Office: 111 Riverside Avenue, Jacksonville, FL 32202  
Jobsite: 96237 Amelia Concourse | Yulee, FL 32097  
Cell: 727.642.0549 | [John.Morrison@haskell.com](mailto:John.Morrison@haskell.com)



The Haskell Company  
111 Riverside Avenue  
Jacksonville, Florida 32202  
tel 904 791-4500  
fax 904 791-4699  
www.thehaskellco.com

December 8, 2023

**John Morrison**  
*Project Manager - Water*

Mr. Peter Doherty  
JEA  
Senior Manager | W/WW Project Management  
21 West Church Street  
Jacksonville, Florida 32202

**RE: JEA Nassau WRF – DIW Surface Facilities PROPOSAL**

Mr. Doherty,

Haskell is pleased to submit to JEA for your review and comment our firm's proposal for the Nassau Regional Water Reclamation Facility DIW Surface Facilities project.

**JEA Nassau Regional WRF  
DIW Surface Facilities  
PROPOSAL SUMMARY**

At Risk Cost of Work	\$1,992,493
Owner Allowances	\$52,365
CMAR Contingency	\$23,429
Owner Contingency	\$23,429
Indirects (Bond / Insurance / Fee)	\$251,135
<b>TOTAL PROPOSAL COST</b>	<b>\$2,342,851</b>

**Clarifications & Assumptions:**

1. The Construction Manager has not included any additional General Conditions as it is understood that this additional work will be completed concurrently with the JEA Nassau WRF Expansion project. Should the schedule for this work be delayed for reasons beyond the control of the Construction Manager, additional costs for extended General Conditions may apply.
2. Any Permit Fees shall be funded via the available Owner Allowance on the JEA Nassau WRF Expansion project.
3. The Construction Manager includes only the testing and commissioning requirements defined within the Contract Documents. Any regulatory permit testing or other efforts required to place this system in service is excluded.
4. The Construction Manager has included a 1% Owner Contingency (\$23,429) and 1% CMAR Contingency (\$23,429) for undefined and unanticipated costs.
5. The Construction Manager agrees to the open book Project Cost Accounting defined within Prime Contract Amendment #3 and proposes to manage the finances associated with this additional work as an extension to the JEA Nassau WRF Expansion project. This will add \$1,992,493 to the total Construction Manager's At Risk Cost of Work. Any unused CMAR Contingency will be eligible for shared savings.
6. The Construction Manager has included the following Owner Allowances:
  - a. Third Party Testing \$ 11,254.00
    - Please reference Third Party Testing Estimate Summary
  - b. Monitoring Well Sample Pump \$ 21,111.00
    - Awaiting final pump specifications from Hazen

- c. Kill Monitoring Well, Install Sample Pumps, Instruments, and Well Head Install \$ 20,000.00
  - An owner's allowance of \$20,000 has been included for killing the monitoring well (if required), installation of the monitoring well pump and instruments, and replacement of the well head. All other well driller services are excluded.

**Bid Documents:**

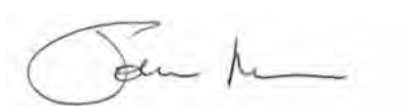
- 1. DIW Surface Facilities Issued for Construction Technical Specifications - July 2023
- 2. JEA Nassau WRF Expansion Issued for Construction Technical Specifications – September 2022
- 3. DIW Surface Facilities Issued for Construction Drawings - July 2023
- 4. DIW Surface Facilities Addendum #1 - September 13, 2023

**Attachments:**

- 1. Proposal Letter
- 2. Proposal Summary
  - a. 01 45 23 – Third Party Testing [ALLOWANCE]
  - b. 03 00 00 – Concrete Scope Sheet
    - i. Integrete PROPOSAL
    - ii. Haskell ESTIMATE
    - iii. All Construction & Developers PROPOSAL
  - c. 05 00 00 – Misc Metals – HASKELL SELF PERFORM ESTIMATE
  - d. 09 00 00 – Painting – Percopo Coatings Company PROPOSAL
  - e. 26 00 00 – Electrical – Cogburn Bros Inc PROPOSAL
  - f. 26 20 00 – Electrical Gear Changes & Additions – JESCO QUOTE
  - g. 26 29 23 – VFD's – JESCO QUOTE
  - h. 31 00 00 – Sitework – Phillips & Jordan PROPOSAL
  - i. 33 11 36 – Monitoring Well Sample Pumps – CEJ PROPOSAL [ALLOWANCE]
  - j. 40 00 00 – Process Piping & Equipment Installation – HASKELL SELF PERFORM ESTIMATE
  - k. 40 60 00 – Process Instrumentation & Controls Systems – Tesco PROPOSAL
  - l. 43 21 11 – Canned Vertical Turbine Pumps Scope Sheet
    - i. Carter & VerPlanck – Flowserve
    - ii. Tom Evans – Peerless
    - iii. Hudson Pump – Goulds
- 3. Project Schedule

Haskell is thankful for this opportunity and is available at JEA's convenience to answer any questions or comments concerning this proposal.

Sincerely,



**John Morrison**  
Construction Manager



Office: 111 Riverside Avenue, Jacksonville, FL 32202  
Jobsite: 96237 Amelia Concourse | Yulee, FL 32097  
Cell: 727.642.0549 | [John.Morrison@haskell.com](mailto:John.Morrison@haskell.com)

**PROPOSAL SUMMARY**  
**JEA Nassau Regional WRF**  
**DIW Surface Facilities**

**Client:** JEA  
**Client Project #:** 8004271

**December 8, 2023**

<b>DIVISION</b>	<b>DESCRIPTION</b>	<b>COST</b>
01 00 00	General Conditions	\$0
01 45 23	Third Party Testing [ALLOWANCE]	\$11,254
03 00 00	Concrete	\$102,971
05 00 00	Misc Metals [Haskell Self Perform]	\$14,544
09 00 00	Painting	\$6,749
26 00 00	Electrical	\$359,417
26 20 00	Electrical Gear Changes & Additions	\$20,495
26 29 23	VFD's	\$231,796
31 00 00	Earthwork & Site Improvements	\$138,281
33 11 36	Monitoring Well Sample Pumps [ALLOWANCE]	\$21,111
40 00 00	Process Piping & Equipment [Haskell Self Perform]	\$525,377
40 00 01	Well Services [ALLOWANCE]	\$20,000
40 60 00	Process Instrumentation & Controls	\$253,000
43 21 11	Canned Vertical Turbine Pumps	\$339,863
	JEA Contingency	\$23,429
	Haskell Contingency	\$23,429
	<b>SUBTOTAL</b>	<b>\$2,091,716</b>
	Payment & Performance Bond (Base)	0.6705% \$15,709
	Payment & Performance Bond (2 YR Warranty)	0.1193% \$2,795
	General Liability Insurance	1.20% \$28,114
	Builders Risk Insurance	0.8953% \$20,976
	Overhead & Profit	8.50% \$183,541
	<b>INDIRECT SUBTOTAL</b>	<b>\$251,135</b>
	<b>TOTAL</b>	<b>\$2,342,851</b>




## Award# 5 02/01/2024 Supporting Documents

JEA NASSAU WRF | DIW SURFACE FACILITIES  
THIRD PARTY TESTING ESTIMATE

	QTY	UNIT	UNIT COST	TOTAL COST
<b>03 00 00   CONCRETE</b>				
03 30 00   CONCRETE TESTING				
> MIN (1) PER 100CY; 5000SF OF WALLS/SLABS, OR (1) PER DAY OF PLACEMENT	27	CY		
	5	CONCRETE POURS		
ENGINEERING TECH	15	HR	\$ 58.00	\$ 870.00
TRIP CHARGE	5	TRIP	\$ 35.00	\$ 175.00
CONCRETE COMPRESSIVE STRENGTH TEST (5 CYLINDERS)	5	EA	\$ 115.00	\$ 575.00
>MIN (15) PER EACH TRIAL MIX	5	EA		
ENGINEERING TECH	10	HR	\$ 58.00	\$ 580.00
TRIP CHARGE	5	TRIP	\$ 35.00	\$ 175.00
CONCRETE COMPRESSIVE STRENGTH TEST (15 CYLINDERS)	5	EA	\$ 345.00	\$ 1,725.00
03 21 00 - 1.05.A   REINFORCING STEEL SAMPLE TESTING				
>TOTAL REBAR TONAGE	4	TON		
>PROVIDE SAMPLES FOR TESTING FROM EACH LOAD	1	LOADS		
ENGINEERING REPORT	1	EA	\$ 100.00	\$ 100.00
03 21 00 - 3.04 K   ADHESIVE DOWEL TESTING				
>ESTIMATED # OF ADHESIVE DOWELS	50	EA		
>TEST AT LEAST 5% OF ALL ADHESIVE DOWELS	3	EA		
ENGINEERING TECH	1	HR	\$ 58.00	\$ 72.50
TRIP CHARGE	1	TRIP	\$ 35.00	\$ 35.00
03 60 00   GROUT				
>PERFORM COMPRESSION TESTING ON EACH TYPE OF GROUT				
>>STRUCTURAL TOPPING MIX				
GROUT PRISMS (SET OF 4)	0	EA	\$ 100.00	\$ -
TRIPS	0	EA	\$ 35.00	\$ -
<b>26 00 00   ELECTRICAL</b>				
31 00 01 - 3.09   COMPACTION TESTING - BACKFILL	Total			
> MIN (100) LF PIPE INCLUDING (1) @ SUBGRADE THEN EVERY 12" OF BACKFILL	500	LF	DUCTBANKS	
> MIN (1) PER 500CY BACKFILL OR (1) PER DAY		CY		
IN PLACE DENSITIES	60	EA	\$ 20.00	\$ 1,200.00
TRIP CHARGE	5	TRIP	\$ 35.00	\$ 175.00
03 30 00   CONCRETE TESTING				
> MIN (1) PER 100CY; 5000SF OF WALLS/SLABS, OR (1) PER DAY OF PLACEMENT	20	CY	DUCTBANKS	
ENGINEERING TECH	6	HR	\$ 58.00	\$ 348.00
TRIP CHARGE	3	TRIP	\$ 35.00	\$ 105.00
CONCRETE COMPRESSIVE STRENGTH TEST (5 CYLINDERS)	3	EA	\$ 115.00	\$ 345.00
05 05 23 -3.02.D.2.a   CONCRETE ANCHOR TESTING				
>PROOF TEST 5% OF ALL ANCHORS	0	EA		
ENGINEERING TECH	0	HR	\$ 53.00	\$ -
TRIP CHARGE	0	TRIP	\$ 35.00	\$ -
<b>31 00 00   EARTHWORK</b>				
31 00 01 - 3.09   COMPACTION TESTING - BACKFILL				
> MIN (1) PER 500CY BACKFILL OR (1) PER DAY	100	CY		
IN PLACE DENSITIES	10	EA	\$ 20.00	\$ 200.00
TRIP CHARGE	1	TRIP	\$ 35.00	\$ 35.00
> FOUNDATION SUBGRADE DENSITIES	3	STRUCTURES		
IN PLACE DENSITIES	6	EA	\$ 20.00	\$ 120.00
TRIP CHARGE	3	TRIP	\$ 35.00	\$ 105.00
> MIN (1) PER 100SF BACKFILL AROUND STRUCTURES	0	SF		
IN PLACE DENSITIES	0	EA	\$ 20.00	\$ -
TRIP CHARGE	0	TRIP	\$ 35.00	\$ -
> ROAD BASE TESTING	200	SY		
IN PLACE DENSITIES	6	EA	\$ 20.00	\$ 120.00
TRIP CHARGE	1	TRIP	\$ 35.00	\$ 35.00
31 00 00   SOILS TESTING				
SOILS TESTING & CLASSIFICATION	0	HR	\$ 58.00	\$ 11.60
TRIP CHARGE	0	TRIP	\$ 35.00	\$ 7.00
32 12 16 3.07.B   BITUMINOUS PAVING MATERIALS				
>MIN (500) TONS; 4 HOURS CORE SAMPLES DENSITY TEST	0	SY		
ASPHALT INSPECTOR	0	HR	\$ 80.00	\$ -

JEA NASSAU WRF | DIW SURFACE FACILITIES  
THIRD PARTY TESTING ESTIMATE

	QTY	UNIT	UNIT COST	TOTAL COST
<b>40 05 00   PROCESS PIPING &amp; EQUIPMENT</b>				
03 30 00   CONCRETE TESTING				
> MIN (1) PER 100CY; 5000SF OF WALLS/SLABS, OR (1) PER DAY OF PLACEMENT	10	CY		
ENGINEERING TECH PER 5 CYLINDERS	3	HR	\$ 53.00	\$ 159.00
TRIP CHARGE	1	TRIP	\$ 35.00	\$ 35.00
CONCRETE COMPRESSIVE STRENGTH TEST	1	EA	\$ 115.00	\$ 115.00
03 60 00   GROUT				
TOTAL GROUT	0	CY		
>MIN (1) PER 5% OF EACH TYPE OF GROUT				
>>SANITARY MANHOLES				
>>BOX/CHANNEL GROUT INFILL				
>>CLARIFIER GROUT INFILL				
PER 4 GROUT PRISM CYLINDERS	0	EA	\$ 100.00	\$ -
PER 6 NON SHRINK GROUT CYLINDERS	0	EA	\$ 100.00	\$ -
TRIP CHARGE	0	TRIP	\$ 35.00	\$ -
05 05 23 -3.02.D.2.a   CONCRETE ANCHOR TESTING				
>PROOF TEST 5% OF ALL ANCHORS	10	EA		
ENGINEERING TECH	2	HR	\$ 53.00	\$ 106.00
TRIP CHARGE	1	TRIP	\$ 2,500.00	\$ 2,500.00
31 00 01 - 3.09   COMPACTION TESTING - BACKFILL				
> MIN (100) LF PIPE INCLUDING (1) @ SUBGRADE THEN EVERY 12" OF BACKFILL	500	LF		
IN PLACE DENSITIES	30	EA	\$ 20.00	\$ 600.00
TRIP CHARGE	5	TRIP	\$ 35.00	\$ 175.00
<b>COMMON TO MULTIPLE TRADES</b>				
CLOSEOUT REPORTS & DOCUMENTATION				
FINAL REPORTS	5	HOURS	\$ 90.00	\$ 450.00
<b>TESTING ALLOWANCE SUMMARY</b>				<b>\$ 11,254.10</b>

Scope:	DIW 03 - Concrete			Company: The Haskell Company			Integ-Crete Construction LLC			All Construction & Developers N FL, Inc			Atlantic Site & Marine				
Job No:	6704125			Contact: Paul McElroy			Justin Drawdy			Andres Leon			Jason Plauche				
Project:	JEA NASSAU WRF - DIW Surface Facilities			Phone:			772.216.4412			904.683.9671							
Estimator:	John Morrison			Email: Paul.McElroy@Haskell.com			justin@integcrete.com			andres@allcnd.com			jason@atlanticsiteandmarine.com				
Bid Date:				Notes:						JSEB			JSEB				
Scope Notes:				Bid Total :			\$122,136			\$102,971			\$138,138				
Spec	Description	Haskell Quantity	UM	Haskell Estimate		A		B		C		D		CARRY			
				U.P.	Total Price	U.P.	Total Price	U.P.	Total Price	U.P.	Total Price	U.P.	Total Price	U.P.	Total Price		
	BASE BID	1	LS	-	Y	122,136.00	122,136	Y	101,750.00	101,750	Y	136,500.00	136,500	NO BID	-	B	101,750
CONTRACT DOCUMENTS																	
	DIW-03   Scope of Work	1	LS	-	Y		Incl. Y		Incl. Y		Incl. Y		Incl. Y	-	B		Incl.
	DIW Surface Facilities IFC Drawings - July 2023	1	LS	-	Y		Incl. Y		Incl. Y		Incl. Y		Incl. Y	-	B		Incl.
	DIW Surface Facilities IFC Specs - July 2023	1	LS	-	Y		Incl. Y		Incl. Y		Incl. Y		Incl. Y	-	B		Incl.
	JEA Standards	1	LS	-	Y		Incl. Y		- Y		Incl. Y		Incl. Y	-	B		-
	Addendum #1 - 6/10/22	1	LS	-	Y		Incl. Y		Incl. Y		Incl. Y		Incl. Y	-	B		Incl.
ADMINISTRATIVE																	
	Meet Insurance Requirements	1	LS	-	Y		Incl. Y		Incl. Y		Incl. Y		Incl. Y	-	B		Incl.
	Will attempt JSEB participation?	1	LS	-	Y		Incl. N		Not Incl. Y		Incl. Y		Incl. Y	-	B		Not Incl.
	Has completed the VOF application?	1	LS	-	Y		Incl. Y		Incl. Y		Incl. Y		Incl. Y	-	B		Incl.
	Unamended Subcontract Terms	1	LS	-	Y		Incl. Y		Incl. Y		Incl. Y		Incl. Y	-	B		Incl.
	Liquidated Damages Acknowledged	1	LS	-	Y		Incl. Y		Incl. Y		Incl. Y		Incl. Y	-	B		Incl.
	Proposal Valid 120 Days from Bid Date	1	LS	-	Y		Incl. Y		Incl. Y		Incl. Y		Incl. Y	-	B		Incl.
	2 Year Warranty	1	LS	-	Y		Incl. Y		Incl. Y		Incl. Y		Incl. Y	-	B		Incl.
	Subcontractor Shall Utilize Procore as the Administrative Software for this Project	1	LS	-	Y		Incl. Y		Incl. Y		Incl. Y		Incl. Y	-	B		Incl.
	Limited site storage, parking etc. Acknowledged as seen on section D.6 of the scope	1	LS	-	Y		Incl. Y		Incl. Y		Incl. Y		Incl. Y	-	B		Incl.
SCOPE OF WORK																	
DIW Surface Facilities																	
	> DIW Pump Station and Equipment Pads (excluding pump can sumps)	1	LS	-	Y		Incl. Y		Incl. Y		Incl. Y		Incl. Y	-	B		Incl.
	> Deep Injection Well Slab and Equipment Pads	1	LS	-	Y		Incl. Y		Incl. Y		Incl. Y		Incl. Y	-	B		Incl.
	> Monitoring Well Slab and Equipment Pads	1	LS	-	Y		Incl. Y		Incl. Y		Incl. Y		Incl. Y	-	B		Incl.
	Wage Type			-	-		-		-		-		-	-	B		-
	Small/Minority Business Type			-	-		-		-		-		-	-	B		-
	Addenda Through			-	-		-		-		-		-	-	B		-
	SUBTOTAL				Y		122,136	Y		101,750	Y		136,500		Select Y or N		101,750
	Sales Tax	6.00%			N		Included Above	N		Included Above			Y" to add tax	N			Included Above
	Sub/Vendor Bond	1.20%			N		Not Included	Y		1,221	Y		1,638		Y" to add Subguard	Y	1,221
	TOTAL						\$ 122,136			\$ 102,971			\$ 138,138		\$ -		\$ 102,971



10/31/23

**Haskell**

**John Morrison**

Integ-Crete Construction, LLC provides the following concrete proposal for Nassau Regional WRF Expansion. Integ-Crete will provide the scope of work per the items listed below for the DIW Pump Station.

1. Provide Labor and Material to form, reinforce, and pour slab and curb around casing for the DIW Pump Station.
2. Provide Labor and Material to form, reinforce, and pour foundation for the Deep Injection Well.
3. Provide Labor and Material to form, reinforce, and pour foundation for the Dual Zone Monitoring Pad.
4. Provide Labor and Material to install block out for trench drain on Pump Station and Deep Injection Well Pad.
5. Work must be completed within the next 9 months (due to escalations in material)

### **EXCLUSIONS**

1. Labor and Material for all subgrade prep work.
2. Labor and Material for any surveying that may be needed.
3. Labor and Material to come back and pour Grout around or concrete around casings. (we will provide labor and material to block out this area)
4. Labor and Material for any pipe supports.
5. Labor and Material for any work not listed above in the inclusions.

**PROPOSAL: \$101,750.00**

Please feel free to reach out to Justin Drawdy, 772.216.4412 or [justin@integcrete.com](mailto:justin@integcrete.com), with any questions.

## 870-08 JEA NASSAU DEEP INJECTION WELL ADDER CONCRETE

### Project Summary

The estimate and schedule herein are based on a blend of historical and current market data. Material shortages, supply chain disruptions, and skilled labor shortages produce extreme and unpredictable market volatility. These factors create uncertainty in directional pricing and project timelines, both of which are exacerbated over time. Haskell commits to communicating with transparency and expediency as we become aware of market fluctuations that effect this proposal.

DIRECT COST OF WORK		Cost	% Total	
STRUCTURE 00 GENERAL CONDITIONS		\$28,090	23.0%	\$28,090.16
STRUCTURE 53.1 DIW PUMP STATION		\$27,685	22.7%	\$27,684.99
STRUCTURE 53.2 DEEP INJECTION WELL		\$34,513	28.3%	\$34,513.42
STRUCTURE 53.3 DUAL ZONE MONITORING WELL		\$15,012	12.3%	\$15,011.62
DIRECT COST OF WORK SUBTOTAL		\$105,300		
INDIRECT COSTS				
Subcontractor Bonds (SDI)	1.20%	\$1,264	1.0%	\$1,263.60
Builders Risk Insurance	0.45%	\$550	0.5%	\$549.61
General Liability Insurance	1.20%	\$1,466	1.2%	\$1,465.63
P&P Bond	0.85%	\$1,038	0.9%	\$1,038.16
Technology Fee	0.25%	\$305	0.3%	\$305.34
OH & P	10.00%	\$12,214	10.0%	\$12,213.62
INDIRECT COSTS SUBTOTAL		\$16,836		
TOTAL PROJECT COST		\$122,136	100%	\$122,136.15



**870-08 JEA NASSAU DEEP INJECTION WELL ADDER CONCRETE**

Item Code	Description	Quantity	UM	MH Unit	Total Hours	Labor Unit	Matl Unit	Equip Unit	Sub Unit	Labor Total	Matl Total	Equip Total	Sub Total	Total Unit Cost	Total Cost
<b>STRUCTURE 00 GENERAL CONDITIONS</b>															
013100.1000	ASSISTANT CONSTRUCTION MANAGER	1.00	WK	40.00	40	4,828.00				4,828				4,828.00	4,828
013100.1220	ASSISTANT PROJECT MANAGER	1.00	WK	40.00	40	3,846.00				3,846				3,846.00	3,846
013100.1240	ASSISTANT SUPERINTENDENT	2.00	WK	40.00	80	3,016.00		535.08		6,032		1,070		3,551.08	7,102
013100.1320	SCHEDULER	1.00	WK	40.00	40	3,580.00				3,580				3,580.00	3,580
013100.1450	CONST LAYOUT SPECIALIST	1.00	WK	40.00	40	5,484.00				5,484				5,484.00	5,484
013100.1580	TRAVEL (APM 1)	0.50	TRIP			1,500.00					750			1,500.00	750
013100.1610	TRAVEL (ASSIST SUPER)	1.00	TRIP			1,500.00					1,500			1,500.00	1,500
013100.1670	BUSINESS TRAVEL (MILEAGE)	1.00	MO			1,000.00					1,000			1,000.00	1,000
<b>* Total STRUCTURE 00 GENERAL CONDITIONS</b>					<b>240</b>										<b>28,090</b>
<b>STRUCTURE 53.1 DIW PUMP STATION</b>															
031100.1020	BASE SLAB FORMS 12" < 24" LABOR	126.89	SF	0.20	26	9.99				1,267				9.99	1,267
031100.3260	PIT & TRENCH FORMS LABOR	78.30	SF	0.28	22	13.53				1,059				13.53	1,059
031100.3270	EQUIPMENT PAD FORMS LABOR	42.00	SF	0.89	19	21.64				909				21.64	909
031100.3430	STRIP FORMS LABOR	247.19	SF	0.22	14	2.63				649				2.63	649
031100.5110	SLAB EDGE FORM MAT'L	126.89	SF				6.00				761			6.45	818
031100.5180	MISC FORM MAT'L	120.30	SF				6.00				722			6.45	776
031100.5500	SNAP TIES	67.14	SF				0.25				17			0.27	18
031100.5700	FORMING ACCESSORIES	247.19	SF				0.10				25			0.11	27
032100.0000	REINFORCING STEEL	3.05	TON				2,000.00		2,400.00		6,093		1,828	2,750.00	8,378
032100.4960	SET ANCHOR BOLTS	36.00	EA	0.55	20	27.05				974				27.05	974
032100.5000	GROUT EQUIPMENT BASE PLATE - 1"	15.00	SF	0.28	4	14.27	3.00			214	45			17.50	262
033000.1310	EQUIPMENT PAD CONCRETE	1.63	CY	5.55	5	137.05				224				137.05	224
033000.1350	PIT & TRENCH CONCRETE	0.77	CY	3.33	3	160.80				124				160.80	124
033000.1410	GROUT & CONCRETE FILL	0.07	CY	3.16	0	156.23				10				156.23	10
033000.2170	4000# CONCRETE	25.87	CY				196.50				5,084			211.24	5,465
033000.2220	GROUT MATERIAL	0.07	CY				130.00				8			139.75	9





**870-08 JEA NASSAU DEEP INJECTION WELL ADDER CONCRETE**

Item Code	Description	Quantity	UM	MH Unit	Total Hours	Labor Unit	Matl Unit	Equip Unit	Sub Unit	Labor Total	Matl Total	Equip Total	Sub Total	Total Unit Cost	Total Cost
033000.2320	CONCRETE PUMPING	25.87	CY						60.00				388	15.00	388
033500.1100	FLOAT FINISH	389.70	SF	0.01	5	0.62				243				0.62	243
033500.1120	TROWEL FINISH	120.30	SF	0.04	2	0.68				82				0.68	82
033500.1150	SACK RUBBING	42.00	SF	0.12	3	3.11	0.05			131	2			3.16	133
033500.1170	PROTECT & CURE	678.88	SF	0.01	2	0.11	0.02			76	14			0.13	90
033500.1190	POINT & PATCH	67.14	SF	0.04	3	2.26	0.20			152	13			2.48	166
033500.1230	CONSTRUCTION JOINT PREPARATION	42.00	SF	0.09	2	2.23				94				2.23	94
055136.1950	ALUM ANGLE & SUPPORT MATERIAL - DIW PUMP STATION	46.00	LF				19.00				874			20.43	940
055300.0170	1.5" ALUM GRATING - DIW PUMP STATION	22.00	SF				175.00		20.00		3,850		440	208.13	4,579
<b>* Total STRUCTURE 53.1 DIW PUMP STATION</b>					<b>127</b>										<b>27,685</b>
<b>STRUCTURE 53.2 DEEP INJECTION WELL</b>															
031100.1000	SLAB ON GRADE FORMS < 12" LABOR	164.03	SF	0.55	46	13.53				2,219				13.53	2,219
031100.3260	PIT & TRENCH FORMS LABOR	32.80	SF	0.28	9	13.53				444				13.53	444
031100.3430	STRIP FORMS LABOR	196.83	SF	0.17	11	2.63				517				2.63	517
031100.5110	SLAB EDGE FORM MAT'L	164.03	SF				6.00				984			6.45	1,058
031100.5180	MISC FORM MAT'L	32.80	SF				6.00				197			6.45	212
031100.5500	SNAP TIES	28.14	SF				0.25				7			0.27	8
031100.5700	FORMING ACCESSORIES	196.83	SF				0.10				20			0.11	21
032100.0000	REINFORCING STEEL	4.07	TON				2,000.00		2,400.00		8,139		2,442	2,750.00	11,191
033000.1130	SLAB ON GRADE CONCRETE	37.26	CY	1.78	33	42.88				1,598				42.88	1,598
033000.1350	PIT & TRENCH CONCRETE	0.31	CY	3.33	1	160.80				50				160.80	50
033000.1410	GROUT & CONCRETE FILL	0.02	CY	3.16	0	156.23				4				156.23	4
033000.2170	4000# CONCRETE	37.58	CY				196.50				7,384			211.24	7,937
033000.2220	GROUT MATERIAL	0.02	CY				130.00				3			139.75	3
033000.2320	CONCRETE PUMPING	37.58	CY						45.00				564	15.00	564
033500.1100	FLOAT FINISH	832.24	SF	0.02	10	0.62				518				0.62	518



**870-08 JEA NASSAU DEEP INJECTION WELL ADDER CONCRETE**

Item Code	Description	Quantity	UM	MH Unit	Total Hours	Labor Unit	Matl Unit	Equip Unit	Sub Unit	Labor Total	Matl Total	Equip Total	Sub Total	Total Unit Cost	Total Cost
033500.1120	TROWEL FINISH	32.80	SF	0.01	0	0.68				22				0.68	22
033500.1170	PROTECT & CURE	1,567.59	SF	0.01	3	0.11	0.02			175	31			0.13	208
033500.1190	POINT & PATCH	28.14	SF	0.04	1	2.26	0.20			64	6			2.48	70
050000.1400	BOLLARDS - DEEP INJECTION WELL	4.00	EA						1,500.00				6,000	1,500.00	6,000
055136.1950	ALUM ANGLE & SUPPORT MATERIAL - DEEP INJECTION WELL	10.00	LF				19.00				190			20.42	204
055300.0170	1.5" ALUM GRATING - DEEP INJECTION WELL	8.00	SF				175.00		20.00		1,400		160	208.12	1,665
<b>* Total STRUCTURE 53.2 DEEP INJECTION WELL</b>					<b>115</b>										<b>34,513</b>
<b>STRUCTURE 53.3 DUAL ZONE MONITORING WELL</b>															
013100.3740	MAINTENANCE & REPAIR	0.50	MO					300.00				150		300.00	150
031100.1000	SLAB ON GRADE FORMS < 12" LABOR	92.33	SF	0.55	26	13.53				1,249				13.53	1,249
031100.3430	STRIP FORMS LABOR	92.33	SF	0.11	5	2.63				243				2.63	243
031100.5110	SLAB EDGE FORM MAT'L	92.33	SF				6.00				554			6.45	596
031100.5700	FORMING ACCESSORIES	92.33	SF				0.10				9			0.11	10
032100.0000	REINFORCING STEEL	2.31	TON				2,000.00		1,800.00		4,622		1,387	2,750.00	6,355
033000.1130	SLAB ON GRADE CONCRETE	22.73	CY	1.78	20	42.88				975				42.88	975
033000.2170	4000# CONCRETE	22.73	CY				196.50				4,467			211.24	4,802
033000.2320	CONCRETE PUMPING	22.73	CY						30.00				341	15.00	341
033500.1100	FLOAT FINISH	276.00	SF	0.02	3	0.62				172				0.62	172
033500.1170	PROTECT & CURE	906.85	SF	0.00	2	0.11	0.02			101	18			0.13	121
<b>* Total STRUCTURE 53.3 DUAL ZONE MONITORING WELL</b>					<b>56</b>										<b>15,012</b>

SUMMARY															
<b>TOTAL COST OF WORK</b>				<b>538</b>						<b>38,327</b>	<b>48,789</b>	<b>1,220</b>	<b>13,549</b>		<b>105,300</b>

**PROPOSAL****All Construction & Developers N FL**

9424 Baymeadows Rd, Ste 250  
Jacksonville, FL 32256

Phone: (904) 683-9671  
Email: info@allcnd.com

Date	Proposal #
11/14/2023	JAX23092

Name / Address

HASKELL  
111 Riverside Avenue  
Jacksonville, FL 32202

Terms

50/40/10%

Description	Unit Price	Qty	U/M	Total
<p>This proposal reflects the time and material required for the JEA Nassau WRF Deep Injection Well (DIW) Pump Station, DIW Pad and Monitoring Well Foundation</p> <p>Furnish all materials, labor, equipment, and supervision to perform the following:</p> <ul style="list-style-type: none"> <li>- Deep Injection Well Pump Station: Form, reinforce, place, and finish all concrete features including slab on grade and equipment pads.. Pump can sump and pipe supports by others.</li> <li>- Deep Injection Well Pad: Form, reinforce, place, and finish all concrete features. Concrete pipe supports by others.</li> <li>- Dual Zone Monitoring Well Pad: Form, reinforce, place, and finish all concrete features. Concrete pipe supports by others.</li> </ul> <p>All expansion joints, joint sealants, saw cuts, grouting as associated with this scope included.</p> <p>Exclusions:</p> <ul style="list-style-type: none"> <li>- Pump can sump and pipe supports by others.</li> <li>- Concrete pipe supports by others.</li> <li>- Concrete pipe supports by others.</li> <li>- Concrete and RCP pump can sumps at DIW Pump Station by others.</li> </ul>	136,500.00			136,500.00

**Total** **\$136,500.00**

This proposal is valid for 30 days from the date above. After 30 days, pricing is subject to change without notice.

**Proposal Acceptance:**

I accept and understand the payment terms and the job specifications. AC&D has my permission to perform the job as specified in this proposal.

**Payment Terms:**

**50% deposit due at acceptance of this proposal. 40% due upon pre-punch completion. Final 10% due upon completion of final punch.**

CLIENT SIGNATURE

DATE

AC&amp;D REPRESENTATIVE SIGNATURE

DATE

**CGC1507345**  
**JSEB : DBE : OSHA30**  
**www.allcnd.com**

## 870-08 JEA NASSAU DEEP INJECTION WELL ADDER

### Project Summary

The estimate and schedule herein are based on a blend of historical and current market data. Material shortages, supply chain disruptions, and skilled labor shortages produce extreme and unpredictable market volatility. These factors create uncertainty in directional pricing and project timelines, both of which are exacerbated over time. Haskell commits to communicating with transparency and expediency as we become aware of market fluctuations that effect this proposal.

DIRECT COST OF WORK	Cost	% Total	
DIW 05 METALS	\$14,544	2.6%	\$14,544.28
DIW 40 00 PROCESS PIPING / PROCESS EQ INSTALL	\$545,377	97.3%	\$545,376.56
			<del>-20,000</del>
			765,376.56
<b>DIRECT COST OF WORK SUBTOTAL</b>	<b>\$559,921</b>		
INDIRECT COSTS			
		0.0%	\$0.00
<b>INDIRECT COSTS SUBTOTAL</b>			
<b>TOTAL PROJECT COST</b>	<b>\$559,921</b>	<b>100%</b>	<b>\$559,920.83</b>
			<del>-20,000</del>
			539,921

Moved to well services

Owner's Allowance

Moved to well services

Owner's Allowance



**870-08 JEA NASSAU DEEP INJECTION WELL ADDER**

**Estimate Detail**

Project Size: 0  
BID PACKAGE  
STRUCTURE

Item Code	Description	Quantity	UM	MH Unit	Total Hours	Labor Unit	Matl Unit	Equip Unit	Sub Unit	Labor Total	Matl Total	Equip Total	Sub Total	Total Unit Cost	Total Cost
<b>DIW 05 METALS</b>															
<b>STRUCTURE 53.1 DIW PUMP STATION</b>															
055136.1950	ALUM ANGLE & SUPPORT MATERIAL - DIW PUMP STATION	46.00	LF	0.12	5	6.38	19.00			294	874			26.81	1,233
055300.0170	1.5" ALUM GRATING - DIW PUMP STATION	22.00	SF	0.23	5	12.76	175.00			281	3,850			200.89	4,419
059900.9100	SMALL TOOLS	22.00	MH				2.00	2.00			44	44		4.15	91
059900.9110	EXPENDABLES	22.00	MH				0.50				11			0.54	12
059900.9120	SAFETY EQUIPMENT	22.00	MH					0.75				17		0.75	17
059900.9130	SUPPORT EQUIPMENT	22.00	MH					1.00				22		1.00	22
059900.9260	FOREMAN SUBSISTENCE	0.20	WK				604.00				121			604.00	121
059900.9270	FOREMAN SUBSISTENCE (GROSS UP ADDER AFTER 1 YEAR)	0.20	WK				242.00				48			242.00	48
059900.9290	CRAFTSMEN SUBSISTENCE	0.50	WK				520.00				260			520.00	260
059900.9300	CRAFTSMEN SUBSISTENCE (GROSS UP ADDER BEYOND 1 YEAR)	0.50	WK				208.00				104			208.00	104
<b>** Total STRUCTURE 53.1 DIW PUMP STATION</b>					<b>10</b>					<b>574</b>	<b>5,312</b>	<b>83</b>			<b>6,327</b>
<b>STRUCTURE 53.2 DEEP INJECTION WELL</b>															
050000.1400	BOLLARDS - DEEP INJECTION WELL	4.00	EA	9.32	37	510.44	1,000.00			2,042	4,000			1,585.44	6,342
055136.1950	ALUM ANGLE & SUPPORT MATERIAL - DEEP INJECTION WELL	10.00	LF	0.12	1	6.38	19.00			64	190			26.81	268
055300.0170	1.5" ALUM GRATING - DEEP INJECTION WELL	8.00	SF	0.23	2	12.76	175.00			102	1,400			200.89	1,607
<b>** Total STRUCTURE 53.2 DEEP INJECTION WELL</b>					<b>40</b>					<b>2,208</b>	<b>5,590</b>				<b>8,217</b>
<b>* Total DIW 05 METALS</b>					<b>51</b>										<b>14,544</b>
<b>DIW 40 00 PROCESS PIPING / PROCESS EQ INSTALL</b>															
<b>STRUCTURE 00 GENERAL CONDITIONS</b>															
013100.1000	ASSISTANT CONSTRUCTION MANAGER	1.00	WK	40.00	40	4,828.00				4,828				4,828.00	4,828
013100.1220	ASSISTANT PROJECT MANAGER	2.00	WK	40.00	80	3,846.00				7,692				3,846.00	7,692
013100.1240	ASSISTANT SUPERINTENDENT	3.00	WK	40.00	120	3,016.00		535.08		9,048		1,605		3,551.08	10,653
013100.1250	STARTUP MANAGER	0.60	WK	40.00	24	6,492.00				3,895				6,492.00	3,895
013100.1320	SCHEDULER	1.00	WK	40.00	40	3,580.00				3,580				3,580.00	3,580



**870-08 JEA NASSAU DEEP INJECTION WELL ADDER**

**Estimate Detail**

Project Size: 0  
BID PACKAGE  
STRUCTURE

Item Code	Description	Quantity	UM	MH Unit	Total Hours	Labor Unit	Matl Unit	Equip Unit	Sub Unit	Labor Total	Matl Total	Equip Total	Sub Total	Total Unit Cost	Total Cost
013100.1430	VDC MANAGER	1.00	WK	40.00	40	4,968.00				4,968				4,968.00	4,968
013100.1450	CONST LAYOUT SPECIALIST	1.00	WK	40.00	40	5,484.00				5,484				5,484.00	5,484
013100.1670	BUSINESS TRAVEL (MILEAGE)	1.00	MO				1,000.00				1,000			1,000.00	1,000
013100.3740	MAINTENANCE & REPAIR	1.00	MO					300.00				300		300.00	300
<b>** Total STRUCTURE 00 GENERAL CONDITIONS</b>					<b>384</b>					<b>39,495</b>	<b>1,000</b>	<b>1,905</b>			<b>42,400</b>
<b>STRUCTURE 00.1 GENERAL REQUIREMENTS</b>															
409900.5655	PIPE MATERIAL HANDLING MANHOURS	84.40	MH	1.00	84	50.81				4,289				50.81	4,289
409900.5705	PIPE TESTING MANHOURS	63.30	MH	1.00	63	50.81				3,216				50.81	3,216
409900.5710	PIPE TESTING MATERIALS	1.00	LS				5,000.00				5,000			5,375.00	5,375
409900.5850	SMALL TOOLS	1,202.70	MH				2.00				2,405			2.15	2,586
409900.5900	EXPENDABLES	1,202.70	MH				0.50				601			0.54	646
409900.5950	SAFETY EQUIPMENT	1,202.70	MH					3.00				3,608		3.00	3,608
409900.5975	SUPPORT EQUIPMENT	1,202.70	MH					5.00				6,014		5.00	6,014
409900.6250	MATERIAL HANDLING - 1/2 TIME OPERATOR	6.00	WK	20.00	120	1,030.95		1,818.73		6,186		10,912		2,849.68	17,098
409900.7100	FOREMAN SUBSISTENCE	6.00	WK				604.00				3,624			604.00	3,624
409900.7150	FOREMAN SUBSISTENCE (GROSS UP ADDER AFTER 1 YEAR)	6.00	WK				242.00				1,452			242.00	1,452
409900.7250	CRAFTSMEN SUBSISTENCE	30.00	WK				520.00				15,600			520.00	15,600
409900.7300	CRAFTSMEN SUBSISTENCE (GROSS UP ADDER BEYOND 1 YEAR)	30.00	WK				208.00				6,240			208.00	6,240
409900.7350	FOREMAN / OPERATOR / CRAFTSMEN FIELD TRAVEL	9.00	TRIP				500.00				4,500			500.00	4,500
<b>** Total STRUCTURE 00.1 GENERAL REQUIREMENTS</b>					<b>268</b>					<b>13,691</b>	<b>39,423</b>	<b>20,534</b>			<b>74,248</b>
<b>STRUCTURE 02.1 YARD PIPING</b>															
024119.0305	4" DIA CORE - CONC WALL @ SAN MH -3 FOR SAMPLE DRAIN PENETRATIONS	1.00	EA						300.00				300	300.00	300
024119.0305	4" DIA CORE - CONC WALL @ SAN MH -9 FOR PD PENETRATION	1.00	EA						300.00				300	300.00	300
312316.0220	SITE EXC TO WASTE @ RIP RAP IN DRY RETENTION POND	5.00	CY	0.24	1	11.04		23.82		55		119		34.86	174





**870-08 JEA NASSAU DEEP INJECTION WELL ADDER**

**Estimate Detail**

Project Size: 0  
BID PACKAGE  
STRUCTURE

Item Code	Description	Quantity	UM	MH Unit	Total Hours	Labor Unit	Matl Unit	Equip Unit	Sub Unit	Labor Total	Matl Total	Equip Total	Sub Total	Total Unit Cost	Total Cost
312319.3130	FILTER FABRIC @ RIP RAP OUTFALL (3" ARV DRAINS IN DRY RETENTION POND)	40.00	SF	0.12	5	4.47	5.00			179	200			9.85	394
313713.1010	RIPRAP - MAT'L (3" ARV DRAINS IN DRY RETENTION POND)	3.00	CY				250.00				750			268.75	806
313713.1020	STONE UNDER RIPRAP - LABOR (3" ARV DRAINS IN DRY RETENTION POND)	2.00	CY	0.21	0	9.79		9.26		20		19		19.05	38
313716.0100	RIPRAP HAND PLACED - LABOR(3" ARV DRAINS IN DRY RETENTION POND)	3.00	CY	8.32	25	342.55		185.23		1,028		556		527.78	1,583
330000.000	2" BRASS TAG W CHAIN	1.00	EA	0.10	0	5.08	10.00			5	10			15.83	16
330000.001	8" MEGALUG SERIES 1100 (UG MATL BY CMAR)	3.00	EA	0.33	1	16.77				50				16.77	50
330000.003	12" MEGALUG SERIES 1100 (UG MATL BY CMAR)	9.00	EA	0.66	6	33.54				302				33.54	302
330000.004	24" MEGALUG RETAINER GLAND- w/BOLTS (UG MATL BY CMAR)	2.00	EA	1.33	3	67.58				135				67.58	135
330000.005	12" Caps (UG MATL BY CMAR)	1.00	EA	2.65	3	134.65				135				134.65	135
330000.007	24" Caps (UG MATL BY CMAR)	1.00	EA	5.94	6	301.83				302				301.83	302
330000.009	12" 90 DEG BEND (UG MATL BY CMAR)	1.00	EA	6.96	7	353.65				354				353.65	354
330000.010	12" x8" Reduced Tee (UG MATL BY CMAR)	3.00	EA	8.50	25	431.90				1,296				431.90	1,296
330000.011	12" GATE VALVE MJ W/2" NUT OPERATOR (UG MATL BY CMAR)	1.00	EA	13.94	14	708.32				708				708.32	708
330000.012	24" x12" Reduced Tee (UG MATL BY CMAR)	1.00	EA	14.76	15	749.99				750				749.99	750
330000.013	8" MEGALUG SERIES 1100 (UG MATL BY CMAR)	3.00	EA	0.33	1	16.77				50				16.77	50
330000.014	12" MEGALUG SERIES 1100 (UG MATL BY CMAR)	17.00	EA	0.66	11	33.54				570				33.54	570
330000.015	12" Caps (UG MATL BY CMAR)	2.00	EA	2.65	5	134.65				269				134.65	269
330000.016	12" 45 DEG BEND (UG MATL BY CMAR)	3.00	EA	4.31	13	219.00				657				219.00	657
330000.020	12" Tee (UG MATL BY CMAR)	1.00	EA	8.29	8	421.23				421				421.23	421



**870-08 JEA NASSAU DEEP INJECTION WELL ADDER**

**Estimate Detail**

Project Size: 0  
BID PACKAGE  
STRUCTURE

Item Code	Description	Quantity	UM	MH Unit	Total Hours	Labor Unit	Matl Unit	Equip Unit	Sub Unit	Labor Total	Matl Total	Equip Total	Sub Total	Total Unit Cost	Total Cost
330000.021	12" x8" Reduced Tee (UG MATL BY CMAR)	3.00	EA	8.50	25	431.90				1,296				431.90	1,296
330000.022	2" SCH80 PVC PIPE	500.00	LF				3.23				1,615			3.47	1,736
330000.023	300 LINKSEAL LS W/ 316SS HARDWARE	24.00	EA	0.10	2	5.08	9.00			122	216			14.76	354
330000.024	B STD. PIPE MARKER	86.00	EA	0.20	17	10.16	12.00			874	1,032			23.06	1,983
330000.025	2" 90 ELBOW	10.00	EA	0.27	3	13.72	5.00			137	50			19.09	191
330000.026	2" COUPLINGS	43.00	EA	0.27	12	13.72	6.00			590	258			20.17	867
330000.027	CEMENT--PVC--QTS.	2.00	EA				28.00				56			30.10	60
330000.028	CLEANER--PVC--QTS.	2.00	EA				28.00				56			30.10	60
330000.029	4" CORE DRILL	2.00	EA				77.00				154			82.77	166
330000.030	2" CORE DRILL W/ 2 LS	2.00	EA				125.00				250			134.37	269
330000.031	3" PIPE-SCH 40 PVC DWV	30.00	LF				5.55				167			5.97	179
330000.032	300 LINKSEAL LS W/ 316SS HARDWARE	16.00	EA	0.10	2	5.08	9.00			81	144			14.76	236
330000.033	C STD. PIPE MARKER	3.00	EA	0.25	1	12.70	13.00			38	39			26.68	80
330000.034	3" COUPLING -- HxH	2.00	EA	0.37	1	18.80	16.00			38	32			36.00	72
330000.035	3" 1/4 BEND -- HxH-300	1.00	EA	0.38	0	19.31	12.00			19	12			32.21	32
330000.036	3" 1/8 BEND -- HxH-321	1.00	EA	0.38	0	19.31	28.00			19	28			49.41	49
330000.037	3" C.O.--SINGLE-TWO WAY-ALL HUB 448	1.00	EA	0.56	1	28.45	28.00			28	28			58.55	59
330000.038	CEMENT--PVC--QTS.	1.00	EA				28.00				28			30.10	30
330000.039	CLEANER--PVC--QTS.	1.00	EA				28.00				28			30.10	30
330000.040	6" CORE DRILL	1.00	EA				450.00				450			483.75	484
330000.041	3" CORE DRILL W/ 2 LS	1.00	EA				225.00				225			241.88	242
330000.042	3" PIPE-SCH 40 PVC DWV	70.00	LF				5.55				389			5.97	418
330000.043	C STD. PIPE MARKER	7.00	EA	0.25	2	12.70	13.00			89	91			26.68	187
330000.044	3" COUPLING -- HxH	4.00	EA	0.37	1	18.80	16.00			75	64			36.00	144
330000.045	3" 1/4 BEND -- HxH-300	2.00	EA	0.38	1	19.31	12.00			39	24			32.21	64



**870-08 JEA NASSAU DEEP INJECTION WELL ADDER**

**Estimate Detail**

Project Size: 0  
BID PACKAGE  
STRUCTURE

Item Code	Description	Quantity	UM	MH Unit	Total Hours	Labor Unit	Matl Unit	Equip Unit	Sub Unit	Labor Total	Matl Total	Equip Total	Sub Total	Total Unit Cost	Total Cost
330000.046	3" C.O.--SINGLE-TWO WAY-ALL HUB 448	1.00	EA	0.56	1	28.45	28.00			28	28			58.55	59
330000.047	CEMENT--PVC--QTS.	1.00	EA				28.00				28			30.10	30
330000.048	CLEANER--PVC--QTS.	1.00	EA				28.00				28			30.10	30
330000.049	3" PIPE-SCH 40 PVC DWV	47.00	LF				5.55				261			5.97	280
330000.050	C STD. PIPE MARKER	5.00	EA	0.25	1	12.70	13.00			64	65			26.68	133
330000.051	3" COUPLING -- HxH	3.00	EA	0.37	1	18.80	16.00			56	48			36.00	108
330000.052	3" 1/4 BEND -- HxH-300	2.00	EA	0.38	1	19.31	12.00			39	24			32.21	64
330000.053	3" C.O.--SINGLE-TWO WAY-ALL HUB 448	1.00	EA	0.56	1	28.45	28.00			28	28			58.55	59
330000.054	CEMENT--PVC--QTS.	1.00	EA				28.00				28			30.10	30
330000.055	CLEANER--PVC--QTS.	1.00	EA				28.00				28			30.10	30
330519.0150	12" DIP TRENCHING 53 12" PLE FROM DIW PS TO DIW (8 - 10' DEPTH OF BURY)	242.00	LF	0.53	129	26.64		30.06		6,447		7,275		56.71	13,723
330519.0150	12" DIP TRENCHING LINE TAG 001 - 50 PLE FROM EFF PS TO DIW PS 7-8' DEPTH OF BURY	34.00	LF	0.53	18	26.64		30.06		906		1,022		56.71	1,928
330531.0100	2" PVC TRENCHING TAG 2" SAMPLE LINE FROM DZMW TO SAN MH-3	500.00	LF	0.32	160	15.98		14.14		7,992		7,070		30.12	15,062
330598.0100	SAND BEDDING MAT'L	167.31	CY				15.00				2,510			16.13	2,698
330598.0120	STONE BEDDING MAT'L	90.65	CY				85.00				7,705			91.38	8,283
330598.0250	TRUCK EXCESS EXCAVATION	411.84	CY						18.00				2,471	6.00	2,471
330598.0270	SUPPORT EXISTING PIPE	7.00	EA	60.00	140	999.05		1,352.88		6,993		9,470		2,351.93	16,464
330598.0630	TRENCH BOX RENTAL	2.00	WK					1,500.00				3,000		1,500.00	3,000
331402.0460	3" PVC TRENCHING (DIW ARV DRAIN TO DRY RETENTION POND)	108.00	LF	0.96	52	23.98		21.21		2,590		2,291		45.19	4,880
331402.0460	3" PVC TRENCHING LINE TAG 53-PD-PVC-3" FROM DIW PS TO MH-9	35.00	LF	0.48	17	23.98		21.21		839		742		45.19	1,582
331402.6100	SAND BEDDING MAT'L	24.72	CY				15.00				371			16.13	399
331402.7100	CLEANOUT	3.00	EA						1,500.00				1,500	500.00	1,500
331402.7160	TRUCK EXCESS PIPE EXCAVATION	74.70	CY						18.00				448	6.00	448



**870-08 JEA NASSAU DEEP INJECTION WELL ADDER**

**Estimate Detail**

Project Size: 0  
BID PACKAGE  
STRUCTURE

Item Code	Description	Quantity	UM	MH Unit	Total Hours	Labor Unit	Matl Unit	Equip Unit	Sub Unit	Labor Total	Matl Total	Equip Total	Sub Total	Total Unit Cost	Total Cost
331402.7170	CONNECT TO EXIST PIPE/STRUCT	1.00	EA	20.00	20	999.05		1,352.88	300.00	999		1,353	300	2,651.93	2,652
400010.999	200 LINKSEAL LS W/ 316SS HARDWARE - (EXPOSED) - 2" SAMPLE TO MH-3	64.00	EA	0.02	1	0.88	3.50			56	224			4.64	297
400010.999	200 LINKSEAL LS W/ 316SS HARDWARE - (EXPOSED) - 3" PD @ MH-9	32.00	EA	0.02	1	0.88	3.50			28	112			4.64	148
<b>** Total STRUCTURE 02.1 YARD PIPING</b>					<b>759</b>					<b>37,798</b>	<b>17,883</b>	<b>32,916</b>	<b>5,319</b>		<b>95,257</b>
<b>STRUCTURE 53.1 DIW PUMP STATION</b>															
031100.1000	SLAB ON GRADE FORMS < 12" LABOR	49.97	SF	0.33	17	16.23				811				16.23	811
031100.1110	FOOTING BULKHEAD LABOR	18.00	SF	1.33	12	32.46				584				32.46	584
031100.3280	PIPE SUPPORT FORMS LABOR	32.64	SF	0.67	22	32.46				1,060				32.46	1,060
031100.3300	PIPE ENCASEMENT FORMS LABOR	354.00	SF	0.44	79	10.82				3,831				10.82	3,831
031100.3430	STRIP FORMS LABOR	436.61	SF	0.43	47	5.04				2,202				5.04	2,202
031100.5110	SLAB EDGE FORM MAT'L	49.97	SF				6.00				300			6.45	322
031100.5180	MISC FORM MAT'L	386.64	SF				6.00				2,320			6.45	2,494
031100.5700	FORMING ACCESSORIES	436.61	SF				2.00				873			2.15	939
032100.0000	REINFORCING STEEL	2.37	TON				2,000.00		4,000.00		4,737		2,369	3,150.00	7,461
032100.2020	DRILL & GROUT DOWELS	96.00	EA	0.74	71	37.14	15.00			3,565	1,440			53.26	5,113
033000.1130	SLAB ON GRADE CONCRETE	1.98	CY	1.24	2	60.03				119				60.03	119
033000.1330	PIPE SUPPORT CONCRETE	0.63	CY	8.88	6	438.55				278				438.55	278
033000.1340	PIPE ENCASEMENT CONCRETE	40.25	CY	4.14	42	50.03				2,013				50.03	2,013
033000.2140	3000# CONCRETE - CLASS B ENCASEMENT	20.12	CY				190.50				3,833			204.79	4,120
033000.2170	4000# CONCRETE - CLASS A2 PIPE SUPPORTS	0.63	CY				196.50				125			211.24	134
033000.2170	4000# CONCRETE - CLASS A2 PUMP CAN BOUYANCY BASES	1.98	CY				196.50				390			211.24	419
033000.2320	CONCRETE PUMPING	24.73	CY						750.00				3,709	150.00	3,709
033500.1120	TROWEL FINISH	48.00	SF	0.01	1	0.68				33				0.68	33
033500.1160	GROUT CLEAN FINISH @ PUMP SUPPORTS	40.80	SF	0.12	2	3.11	0.05			127	2			3.16	129



**870-08 JEA NASSAU DEEP INJECTION WELL ADDER**

**Estimate Detail**

Project Size: 0  
BID PACKAGE  
STRUCTURE

Item Code	Description	Quantity	UM	MH Unit	Total Hours	Labor Unit	Matl Unit	Equip Unit	Sub Unit	Labor Total	Matl Total	Equip Total	Sub Total	Total Unit Cost	Total Cost
033500.1170	PROTECT & CURE	483.95	SF	0.01	2	0.18	0.02			86	10			0.20	97
033500.1230	CONSTRUCTION JOINT PREPARATION	66.00	SF	0.27	6	4.46				294				4.46	294
312313.0180	PROOFROLL SUBGRADE - STRUCTURE FILL	23.75	SY	0.01	0	0.63		0.39		15		9		1.02	24
312313.0190	COMPACT SUBGRADE - STRUCTURE FILL	23.75	SY	0.01	0	0.63		0.39		15		9		1.02	24
312316.1010	STRUCTURE EXCAVATION	403.41	CY	0.09	36	4.14		14.44		1,671		5,825		18.58	7,496
312323.1430	BACKFILL FROM STOCKPILE	387.08	CY	0.48	186	20.65		8.15		7,995		3,155		28.80	11,150
312325.0210	GRAVEL UNDER SLAB LABOR	5.34	CY	0.82	4	34.18		19.12		183		102		53.30	285
312325.0220	GRAVEL - MAT'L	5.34	CY				85.00				454			91.38	488
313219.0100	FABRIC UNDER SLAB	27.31	SY	0.02	0	0.67	1.00			18	27			1.75	48
331402.2540	24" RCP - MAT'L (VERTICAL PIPE AT PUMP CAN)	24.00	LF	0.57	14	28.78	87.00			691	2,088			122.31	2,935
331402.2545	24" RCP - FREIGHT (VERTICAL PIPE AT PUMP CAN)	1.00	LS				700.00				700			752.50	752
331402.2550	BENTONITE SEAL STRIP AT RCP / SLAB JOINT	12.00	LF	0.11	1	5.76	26.67			69	320			34.42	413
400000.000	1/2" x3" STD. WELDED 316/316L SS NIPPLE	18.00	EA	0.05	1	2.54	2.00			46	36			4.69	84
400000.001	1-1/2" BRASS TAG W CHAIN	3.00	EA	0.10	0	5.08	10.00			15	30			15.83	47
400000.002	2" BRASS TAG W CHAIN	3.00	EA	0.10	0	5.08	10.00			15	30			15.83	47
400000.003	2" BRASS TAG W CHAIN	3.00	EA	0.10	0	5.08	10.00			15	30			15.83	47
400000.004	2" BRASS TAG W CHAIN	3.00	EA	0.10	0	5.08	10.00			15	30			15.83	47
400000.005	E STD. PIPE MARKER	2.00	EA	0.50	1	25.41	23.00			51	46			50.13	100
400000.006	1/2" 90 ELBOW-316 SS 150# THD. FIG.316	6.00	EA	0.60	4	30.49	3.00			183	18			33.71	202
400000.007	1/2" 150 FLG SS FS LVR OP SS TRM BALL VLV.	3.00	EA	0.61	2	31.00	45.00			93	135			79.37	238
400000.008	1/2" DRILL AND/OR TAP PIPE	3.00	EA	0.70	2	35.57	85.00			107	255			126.94	381
400000.009	1/2" TEE-316 SS FS/CST.FIG.316	3.00	EA	0.88	3	44.71	5.00			134	15			50.09	150
400000.010	1/2" PRESSURE SWITCH	3.00	EA	1.70	5	86.38	800.00			259	2,400			946.38	2,839
400000.011	1/2" PRESSURE GAUGE	3.00	EA	2.10	6	106.71	800.00			320	2,400			966.71	2,900



**870-08 JEA NASSAU DEEP INJECTION WELL ADDER**

**Estimate Detail**

Project Size: 0  
BID PACKAGE  
STRUCTURE

Item Code	Description	Quantity	UM	MH Unit	Total Hours	Labor Unit	Matl Unit	Equip Unit	Sub Unit	Labor Total	Matl Total	Equip Total	Sub Total	Total Unit Cost	Total Cost
400000.012	3" AIR RELEASE VALVE	3.00	EA	2.88	9	146.34	7,171.00			439	21,513			7,855.16	23,565
400000.013	8" EQ CONN FTG	3.00	EA	3.00	9	152.44	909.17			457	2,728			1,129.79	3,389
400000.014	8" x2' DUCTILE PIPE-FLGxFLG SPOOLS -C115/A21.15	9.00	EA	3.21	29	163.11	618.00			1,468	5,562			827.46	7,447
400000.015	8" SHRT-90DEG./1/4 BEND- FLG	3.00	EA	3.37	10	171.24	360.00			514	1,080			558.24	1,675
400000.016	8" GATE VALVE FF W/HW OPERATOR	3.00	EA	4.20	13	213.41	1,571.00			640	4,713			1,902.24	5,707
400000.017	8" CHECK VALVE OSL&W	3.00	EA	4.22	13	214.43	3,620.00			643	10,860			4,105.93	12,318
400000.018	8" x6' DUCTILE PIPE-FLG x PE - C115/A21.15	3.00	EA	4.48	13	227.64	812.00			683	2,436			1,100.54	3,302
400000.019	8" x4" RED. TEE on BRANCH- FLG	3.00	EA	4.56	14	231.70	499.00			695	1,497			768.13	2,304
400000.020	8" SADDLE - DBL STRAP	3.00	EA	1.25	4	63.52	70.00			191	210			138.77	416
400000.021	8" BRACKET FOR CONCRETE SUPPORT	6.00	EA	2.00	12	101.62	550.00			610	3,300			692.87	4,157
400000.022	4" BOLT & GASKET SET	6.00	EA				30.00				180			32.25	194
400000.023	8" BOLT & GASKET SET	6.00	EA				33.00				198			35.48	213
400000.024	8" BOLT & GASKET SET	6.00	EA				33.00				198			35.48	213
400000.025	8" BOLT & GASKET SET	12.00	EA				33.00				396			35.48	426
400000.026	3" CARBON STEEL B&G SETS	3.00	EA				11.00				33			11.82	35
400000.027	CUTTING OIL--GALS.	1.00	EA				28.00				28			30.10	30
400000.028	1/2" x3" STD. WELDED 316/316L SS NIPPLE	18.00	EA	0.05	1	2.54	2.00			46	36			4.69	84
400000.029	1-1/2" BRASS TAG W CHAIN	3.00	EA	0.10	0	5.08	10.00			15	30			15.83	47
400000.030	2" BRASS TAG W CHAIN	3.00	EA	0.10	0	5.08	10.00			15	30			15.83	47
400000.031	E STD. PIPE MARKER	1.00	EA	0.50	1	25.41	23.00			25	23			50.13	50
400000.032	1/2" 90 ELBOW-316 SS 150# THD. FIG.316	6.00	EA	0.60	4	30.49	3.00			183	18			33.71	202
400000.033	1/2" 150 FLG SS FS LVR OP SS TRM BALL VLV.	3.00	EA	0.61	2	31.00	45.00			93	135			79.37	238
400000.034	1/2" DRILL AND/OR TAP PIPE	3.00	EA	0.70	2	35.57	85.00			107	255			126.94	381
400000.035	1/2" TEE-316 SS FS/CST.FIG.316	3.00	EA	0.88	3	44.71	5.00			134	15			50.09	150
400000.036	1/2" PRESSURE SWITCH	3.00	EA	1.70	5	86.38	800.00			259	2,400			946.38	2,839





**870-08 JEA NASSAU DEEP INJECTION WELL ADDER**

**Estimate Detail**

Project Size: 0  
 BID PACKAGE  
 STRUCTURE

Item Code	Description	Quantity	UM	MH Unit	Total Hours	Labor Unit	Matl Unit	Equip Unit	Sub Unit	Labor Total	Matl Total	Equip Total	Sub Total	Total Unit Cost	Total Cost
400000.037	1/2" PRESSURE GAUGE	3.00	EA	2.10	6	106.71	800.00			320	2,400			966.71	2,900
400000.038	8" SHRT-90DEG./1/4 BEND- FLG	3.00	EA	3.37	10	171.24	360.00			514	1,080			558.24	1,675
400000.039	8" x4' DUCTILE PIPE-FLGxFLG SPOOLS -C115/A21.15	3.00	EA	3.76	11	191.05	823.00			573	2,469			1,075.78	3,227
400000.040	8" x5' DUCTILE PIPE-FLG x PE - C115/A21.15	3.00	EA	4.02	12	204.27	709.00			613	2,127			966.44	2,899
400000.041	8" GATE VALVE FF W/HW OPERATOR	3.00	EA	4.20	13	213.41	1,571.00			640	4,713			1,902.24	5,707
400000.042	8" BRACKET FOR CONCRETE SUPPORT	6.00	EA	2.00	12	101.62	550.00			610	3,300			692.87	4,157
400000.043	8" BOLT & GASKET SET	6.00	EA				33.00				198			35.48	213
400000.044	8" BOLT & GASKET SET	6.00	EA				33.00				198			35.48	213
400000.045	CUTTING OIL--GALS.	1.00	EA				28.00				28			30.10	30
407313.0010	PI w TRANS TAG -	3.00	EA	2.00	6	101.00				303				101.00	303
407313.0040	PI & PS TAG - 53-PI & PSL-0101A TO 0103A	3.00	EA	0.75	2	37.87				114				37.87	114
407900.0000	VERTICAL POST TRANSMITTER STAND - ALUMINUM	3.00	EA	1.00	3	50.50	250.00			151	750			319.25	958
407900.0002	SUNSHADE / RAIN HOOD - ALUMINUM	3.00	EA	1.00	3	50.50	250.00			151	750			319.25	958
407900.0006	ANCHOR BOLTS	12.00	EA	0.25	3	12.62	10.00			151	120			23.37	280
432513.2322	VERT TURBINE > 75 HP TAG - 53-PMP-0101 TO 0103	3.00	EA	64.00	192	3,231.88				9,696				3,231.88	9,696
432513.2358	ANCHOR BOLTS 2' LONG IN 4" CS PIPE + WELDED BASE	12.00	EA	1.00	12	50.50	300.00			606	3,600			373.00	4,476
432513.2374	GREASE / OIL / LUBE	3.00	EA				35.00				105			37.62	113
432513.2396	PUMP CANS	3.00	EA	16.00	48	807.97				2,424				807.97	2,424
432513.2402	BEAMS / TURN BUCKLES / WIRE ROPE FOR CAN ALIGNMENT	3.00	EA	10.00	30	504.98	5,000.00			1,515	15,000			5,879.98	17,640
432513.2484	VIBRATION TESTING OR LASER ALIGNMENT	3.00	EA						3,000.00				9,000	3,000.00	9,000
432513.2494	SHIM PACKS	3.00	EA				20.00				60			21.50	64
432513.2496	GROUT VT PUMP SOLE PLATE - SF	60.75	SF	0.43	26	21.64	90.00			1,315	5,468			118.39	7,192
<b>** Total STRUCTURE 53.1 DIW PUMP STATION</b>					<b>1,105</b>					<b>53,827</b>	<b>123,283</b>	<b>9,100</b>	<b>15,078</b>		<b>210,535</b>
<b>STRUCTURE 53.2 DEEP INJECTION WELL</b>															



**870-08 JEA NASSAU DEEP INJECTION WELL ADDER**

**Estimate Detail**

Project Size: 0  
BID PACKAGE  
STRUCTURE

Item Code	Description	Quantity	UM	MH Unit	Total Hours	Labor Unit	Matl Unit	Equip Unit	Sub Unit	Labor Total	Matl Total	Equip Total	Sub Total	Total Unit Cost	Total Cost
031100.3280	PIPE SUPPORT FORMS LABOR	34.44	SF	0.67	23	32.46				1,118				32.46	1,118
031100.3430	STRIP FORMS LABOR	34.44	SF	0.11	4	5.04				174				5.04	174
031100.5180	MISC FORM MAT'L	34.44	SF				6.00				207			6.45	222
031100.5700	FORMING ACCESSORIES	34.44	SF				2.00				69			2.15	74
032100.0000	REINFORCING STEEL	0.05	TON				2,000.00		1,000.00		94		47	3,150.00	148
032100.2020	DRILL & GROUT DOWELS	16.00	EA	0.74	12	37.14	15.00			594	240			53.26	852
032100.5000	GROUT PIPE SUPPORT BASE	6.26	SF	0.44	3	22.63	12.00			142	75			35.53	222
033000.1330	PIPE SUPPORT CONCRETE	0.43	CY	8.87	4	438.55				187				438.55	187
033000.2170	4000# CONCRETE - CLASS A2 PIPE SUPPORTS	0.43	CY				196.50				84			211.24	90
033000.2320	CONCRETE PUMPING	0.43	CY						2.50				1	2.50	1
033500.1160	GROUT CLEAN FINISH @ PUMP SUPPORTS	49.04	SF	0.12	3	3.11	0.05			153	2			3.16	155
033500.1170	PROTECT & CURE	40.70	SF	0.00	0	0.18	0.02			7	1			0.20	8
033500.1230	CONSTRUCTION JOINT PREPARATION	6.26	SF	0.09	1	4.46				28				4.46	28
400000.046	1/2" x3" STD. WELDED 316/316L SS NIPPLE	36.00	EA	0.05	2	2.54	2.00			91	72			4.69	169
400000.047	3" SCH80 PVC PIPE	40.00	LF	0.08	3	4.06	5.55			163	222			10.03	401
400000.048	3" x4" STD. WELDED 316/316L SS NIPPLE	8.00	EA	0.08	1	4.06	24.00			33	192			29.86	239
400000.049	1-1/2" BRASS TAG W CHAIN	1.00	EA	0.10	0	5.08	10.00			5	10			15.83	16
400000.050	2" BRASS TAG W CHAIN	1.00	EA	0.10	0	5.08	10.00			5	10			15.83	16
400000.051	2" BRASS TAG W CHAIN	2.00	EA	0.10	0	5.08	10.00			10	20			15.83	32
400000.052	2" BRASS TAG W CHAIN	1.00	EA	0.10	0	5.08	10.00			5	10			15.83	16
400000.053	VALVE TAG	2.00	EA	0.15	0	7.62	6.00			15	12			14.07	28
400000.054	1" BALL VALVE - PVC-SOC	2.00	EA	0.18	0	9.15	125.00			18	250			143.52	287
400000.055	B STD. PIPE MARKER	4.00	EA	0.20	1	10.16	12.00			41	48			23.06	92
400000.056	1/2" FIG.1309 SS WEDGE ANCHOR	12.00	EA	0.25	3	12.70	4.00			152	48			17.00	204
400000.057	5/8" FIG.1309 SS WEDGE ANCHOR	4.00	EA	0.25	1	12.70	5.00			51	20			18.08	72



**870-08 JEA NASSAU DEEP INJECTION WELL ADDER**

**Estimate Detail**

Project Size: 0  
BID PACKAGE  
STRUCTURE

Item Code	Description	Quantity	UM	MH Unit	Total Hours	Labor Unit	Matl Unit	Equip Unit	Sub Unit	Labor Total	Matl Total	Equip Total	Sub Total	Total Unit Cost	Total Cost
400000.058	3" COUPLINGS	2.00	EA	0.38	1	19.31	16.00			39	32			36.51	73
400000.059	3" 45 ELBOW	4.00	EA	0.39	2	19.82	65.00			79	260			89.69	359
400000.060	3" 90 ELBOW	8.00	EA	0.39	3	19.82	12.00			159	96			32.72	262
400000.061	1" QUICK COUPLERS	2.00	EA	0.50	1	25.41	9.86			51	20			36.01	72
400000.062	E STD. PIPE MARKER	1.00	EA	0.50	1	25.41	23.00			25	23			50.13	50
400000.063	1/2" 90 ELBOW-316 SS 150# THD. FIG.316	12.00	EA	0.60	7	30.49	3.00			366	36			33.71	405
400000.064	1/2" 150 FLG SS FS LVR OP SS TRM BALL VLV.	1.00	EA	0.61	1	31.00	45.00			31	45			79.37	79
400000.065	2" QUICK COUPLERS	1.00	EA	0.74	1	37.60	75.00			38	75			118.23	118
400000.066	2" 76-100-316S/S-BALL	1.00	EA	0.80	1	40.65	214.00			41	214			270.70	271
400000.067	2-1/2" 76-100-316S/S-BALL	2.00	EA	0.80	2	40.65	214.00			81	428			270.70	541
400000.068	1" DRILL AND/OR TAP PIPE	3.00	EA	0.85	3	43.19	85.00			130	255			134.57	404
400000.069	1/2" TEE-316 SS FS/CST.FIG.316	12.00	EA	0.88	11	44.71	5.00			537	60			50.09	601
400000.070	3" FEMALE ADAPTER	4.00	EA	1.13	5	57.42	29.00			230	116			88.59	354
400000.071	8" 316L SS BLIND FLANGE	1.00	EA	1.50	1	76.22	1,894.00			76	1,894			2,112.27	2,112
400000.072	6" SS PIPE STANCHION SUPPORT	2.00	EA	1.50	3	76.22	450.00			152	900			559.97	1,120
400000.073	1/2" PRESSURE SWITCH	1.00	EA	1.70	2	86.38	800.00			86	800			946.38	946
400000.074	3" 150 FLG SS FS LVR OP F/PORT BALL VLV.	1.00	EA	1.70	2	86.38	1,005.00			86	1,005			1,166.76	1,167
400000.075	8" SS PIPE STANCHION SUPPORT	1.00	EA	1.75	2	88.92	450.00			89	450			572.67	573
400000.076	12" SS PIPE STANCHION SUPPORT	1.00	EA	2.00	2	101.62	600.00			102	600			746.62	747
400000.077	1/2" PRESSURE GAUGE	1.00	EA	2.10	2	106.71	800.00			107	800			966.71	967
400000.078	8" BLIND FLANGE TAPPED	1.00	EA	2.17	2	110.26	186.00			110	186			310.21	310
400000.079	8" x6" ECCENTRIC RED - FLG	1.00	EA	2.69	3	136.69	279.00			137	279			436.61	437
400000.080	3" AIR RELEASE VALVE	2.00	EA	2.88	6	146.34	7,171.00			293	14,342			7,855.16	15,710
400000.081	6" x2' DUCTILE PIPE-FLGxFLG SPOOLS -C115/A21.15	1.00	EA	2.97	3	150.91	423.00			151	423			605.64	606
400000.082	6" x3' DUCTILE PIPE-FLGxFLG SPOOLS -C115/A21.15	1.00	EA	3.17	3	161.08	497.00			161	497			695.35	695



**870-08 JEA NASSAU DEEP INJECTION WELL ADDER**

**Estimate Detail**

Project Size: 0  
BID PACKAGE  
STRUCTURE

Item Code	Description	Quantity	UM	MH Unit	Total Hours	Labor Unit	Matl Unit	Equip Unit	Sub Unit	Labor Total	Matl Total	Equip Total	Sub Total	Total Unit Cost	Total Cost
400000.083	8" x2' DUCTILE PIPE-FLGxFLG SPOOLS -C115/A21.15	1.00	EA	3.21	3	163.11	618.00			163	618			827.46	827
400000.084	12" BLIND FLANGE TAPPED	1.00	EA	3.37	3	171.24	345.00			171	345			542.11	542
400000.085	6" PLUG VALVE FF W/MOTOR (MOD) OPERATO	1.00	EA	3.60	4	182.92	23,269.00			183	23,269			25,197.10	25,197
400000.086	12" x6" ECCENTRIC RED - FLG	1.00	EA	4.24	4	215.44	842.00			215	842			1,120.59	1,121
400000.087	3" x2-1/2" REDUCED TEE - BRANCH	2.00	EA	4.46	9	226.62	32.00			453	64			261.02	522
400000.088	8" x9' DUCTILE PIPE-FLGxFLG SPOOLS -C115/A21.15	1.00	EA	4.67	5	237.29	1,334.00			237	1,334			1,671.34	1,671
400000.089	8" TEE - FLG	1.00	EA	4.99	5	253.55	504.00			254	504			795.35	795
400000.090	12" x2' DUCTILE PIPE-FLGxFLG SPOOLS -C115/A21.15	1.00	EA	5.33	5	270.83	1,045.00			271	1,045			1,394.20	1,394
400000.091	12" x3' DUCTILE PIPE-FLGxFLG SPOOLS -C115/A21.15	1.00	EA	5.70	6	289.63	1,212.00			290	1,212			1,592.53	1,593
400000.092	12" 45DEG./1/8 BEND - FLG	1.00	EA	5.97	6	303.35	590.00			303	590			937.60	938
400000.093	12" GATE VALVE FF W/HW OPERATOR	1.00	EA	6.24	6	317.07	3,013.00			317	3,013			3,556.04	3,556
400000.094	8" CROSS -FLG	1.00	EA	6.46	6	328.25	618.00			328	618			992.60	993
400000.095	12" TEE - FLG	1.00	EA	9.19	9	466.97	1,112.00			467	1,112			1,662.37	1,662
400000.096	12" x15' DUCTILE PIPE-FLG x PE - C115/A21.15	1.00	EA	9.40	9	477.64	2,837.00			478	2,837			3,527.41	3,527
400000.097	8" DI TO SS TRANSITION FITTING	1.00	EA	3.75	4	190.55	257.00			191	257			466.82	467
400000.098	12" SADDLE - DBL STRAP	1.00	EA	2.00	2	101.62	307.00			102	307			431.65	432
400000.099	8" SADDLE - DBL STRAP	1.00	EA	1.25	1	63.52	70.00			64	70			138.77	139
400000.100	2" 316L SS THREADED PLUG	1.00	EA	0.80	1	40.65	12.00			41	12			53.55	54
400000.101	2" PORT 316L SS COUPLING	1.00	EA	0.80	1	40.65	17.00			41	17			58.92	59
400000.102	3" PORT 316L SS COUPLING	1.00	EA	0.80	1	40.65	52.00			41	52			96.55	97
400000.103	5 FT HEIGHT PIPE SUPPORT FOR 3" PVC ARV DR	2.00	EA	4.00	8	203.25	550.00			406	1,100			794.50	1,589
400000.104	1" CURB STOP COMP X COMP	2.00	EA	0.60	1	30.49	65.00			61	130			100.36	201
400000.105	2" CURB STOP COMP X COMP	2.00	EA	0.80	2	40.65	75.00			81	150			121.27	243
400000.106	12" BOLT & GASKET SET	2.00	EA				82.00				164			88.15	176



**870-08 JEA NASSAU DEEP INJECTION WELL ADDER**

**Estimate Detail**

Project Size: 0  
BID PACKAGE  
STRUCTURE

Item Code	Description	Quantity	UM	MH Unit	Total Hours	Labor Unit	Matl Unit	Equip Unit	Sub Unit	Labor Total	Matl Total	Equip Total	Sub Total	Total Unit Cost	Total Cost
400000.107	12" BOLT & GASKET SET	7.00	EA				82.00				574			88.15	617
400000.108	6" BOLT & GASKET SET	2.00	EA				30.00				60			32.25	64
400000.109	6" BOLT & GASKET SET	4.00	EA				30.00				120			32.25	129
400000.110	8" BOLT & GASKET SET	9.00	EA				33.00				297			35.47	319
400000.111	3" CARBON STEEL B&G SETS	2.00	EA				11.00				22			11.83	24
400000.112	8" FAB STAINLESS STEEL PIPE JOINTS	1.00	EA				150.00				150			161.25	161
400000.113	CEMENT--PVC--QTS.	1.00	EA				28.00				28			30.10	30
400000.114	CEMENT--PVC--QTS.	1.00	EA				28.00				28			30.10	30
400000.115	CLEANER--PVC--QTS.	1.00	EA				28.00				28			30.10	30
400000.116	CLEANER--PVC--QTS.	1.00	EA				28.00				28			30.10	30
400000.117	CUTTING OIL--GALS.	1.00	EA				28.00				28			30.10	30
400000.118	CUTTING OIL--GALS.	1.00	EA				28.00				28			30.10	30
407113.0020	MAG METER W INTEGRAL MT TRANSMITTER - 6" TAG 53-FE-0104	1.00	EA	3.00	3	151.49				151				151.49	151
407313.0002	PI TAG - 53-PI-0105	1.00	EA	0.50	1	25.25				25				25.25	25
407313.0010	PI w TRANS TAG -53-PIT-0105	1.00	EA	2.00	2	101.00				101				101.00	101
407900.0000	VERTICAL POST TRANSMITTER STAND - ALUMINUM 53-PIT-0105	1.00	EA	1.00	1	50.50	250.00			50	250			319.25	319
407900.0002	SUNSHADE / RAIN HOOD - ALUMINUM 53-PIT-0105	1.00	EA	1.00	1	50.50	250.00			50	250			319.25	319
407900.0006	ANCHOR BOLTS 53-PIT-0105	4.00	EA	0.25	1	12.62	10.00			50	40			23.37	93
<b>** Total STRUCTURE 53.2 DEEP INJECTION WELL</b>					<b>236</b>					<b>11,933</b>	<b>67,114</b>		<b>48</b>		<b>84,128</b>
<b>STRUCTURE 53.3 DUAL ZONE MONITORING WELL</b>															
031100.3280	PIPE SUPPORT FORMS LABOR	24.25	SF	1.33	16	32.46				787				32.46	787
031100.3430	STRIP FORMS LABOR	24.25	SF	0.21	3	5.04				122				5.04	122
031100.5180	MISC FORM MAT'L	24.25	SF				6.00				146			6.45	156
031100.5700	FORMING ACCESSORIES	24.25	SF				2.00				49			2.15	52
032100.0000	REINFORCING STEEL	0.05	TON				2,000.00		2,000.00		103		51	3,150.00	162
032100.2020	DRILL & GROUT DOWELS	16.00	EA	1.48	12	37.14	15.00			594	240			53.26	852



**870-08 JEA NASSAU DEEP INJECTION WELL ADDER**

**Estimate Detail**

Project Size: 0  
BID PACKAGE  
STRUCTURE

Item Code	Description	Quantity	UM	MH Unit	Total Hours	Labor Unit	Matl Unit	Equip Unit	Sub Unit	Labor Total	Matl Total	Equip Total	Sub Total	Total Unit Cost	Total Cost
032100.5000	GROUT PIPE SUPPORT BASE	6.50	SF	0.89	3	22.63	12.00			147	78			35.53	231
033000.1330	PIPE SUPPORT CONCRETE	0.37	CY	17.75	3	438.55				164				438.55	164
033000.2170	4000# CONCRETE - CLASS A2 PIPE SUPPORTS	0.37	CY				196.50				74			211.24	79
033500.1160	GROUT CLEAN FINISH @ PUMP SUPPORTS	33.88	SF	0.24	2	3.11	0.05			105	2			3.16	107
033500.1170	PROTECT & CURE	30.75	SF	0.01	0	0.18	0.02			5	1			0.20	6
033500.1230	CONSTRUCTION JOINT PREPARATION	6.50	SF	0.18	1	4.46				29				4.46	29
312319.5100	WELL KILL, INSTALL SAMPLE PUMP, SUBMERSIBLE LE AND REPLACE WELLHEAD	1.00	LS						20,000.00				20,000	20,000.00	20,000
330519.0200	24" DIP TRENCHING - 50 PLE FROM EFF PS TO DIW PS	5.00	LF	0.62	3	30.74		33.82		154		169		64.56	323
330598.0120	STONE BEDDING MAT'L	4.25	CY				85.00				361			91.37	388
330598.0250	TRUCK EXCESS EXCAVATION	6.41	CY						6.00				38	6.00	38
330598.0260	CONNECT TO EXISTING PIPE / STRUCTURE	1.00	EA	20.00	20	999.05		1,352.88		999		1,353		2,351.93	2,352
330598.0540	VALVE BOXES	1.00	EA	0.56	1	20.97	20.00			21	20			42.47	42
400000.119	SCH80 PVC CERTA LOK CONNECTION FTG	10.00	EA				10.00				100			10.75	107
400000.120	2' SCH80 PVC CERTA LOK PIPE	60.00	LF	0.05	3	2.54	8.00			152	480			11.14	668
400000.121	1" x4" STD. WELDED 316/316L SS NIPPLE	4.00	EA	0.05	0	2.54	8.00			10	32			11.14	45
400000.122	1" SCH40 316 SS 150# PIPE	5.00	LF	0.10	1	5.08	18.00			25	90			24.43	122
400000.123	2" SCH40 316 SS 150# PIPE	39.00	LF	0.14	5	7.11	18.00			277	702			26.46	1,032
400000.124	A STD. PIPE MARKER	1.00	EA	0.15	0	7.62	7.00			8	7			15.15	15
400000.125	2" COUPLINGS SCH80 PVC CERTA LOK	5.00	EA	0.19	1	9.65	67.00			48	335			81.68	408
400000.126	B STD. PIPE MARKER	4.00	EA	0.20	1	10.16	12.00			41	48			23.06	92
400000.127	1/2" FIG.1309 SS WEDGE ANCHOR	16.00	EA	0.25	4	12.70	4.00			203	64			17.00	272
400000.128	1/2" x 5-1/2" KWIK BOLT 3 316 SS	4.00	EA	0.25	1	12.70	4.00			51	16			17.00	68
400000.129	3" SS #103 OFFSET RISER CLAMP	2.00	EA	0.30	1	15.24	15.00			30	30			31.37	63





**870-08 JEA NASSAU DEEP INJECTION WELL ADDER**

**Estimate Detail**

Project Size: 0

BID PACKAGE

STRUCTURE

Item Code	Description	Quantity	UM	MH Unit	Total Hours	Labor Unit	Matl Unit	Equip Unit	Sub Unit	Labor Total	Matl Total	Equip Total	Sub Total	Total Unit Cost	Total Cost
400000.130	1" QUICK COUPLERS	2.00	EA	0.50	1	25.41	9.86			51	20			36.01	72
400000.131	1" 76-100-316S/S-BALL	2.00	EA	0.60	1	30.49	88.00			61	176			125.09	250
400000.132	2" 76-100-316S/S-BALL	2.00	EA	0.80	2	40.65	214.00			81	428			270.70	541
400000.133	1" COUPLING-316 SS FS/CST.FIG.316	1.00	EA	1.00	1	50.81	7.00			51	7			58.34	58
400000.134	2" FLANGE - 150# SCR	4.00	EA	1.29	5	65.55	18.00			262	72			84.90	340
400000.135	DROP PIPE SPLINE LOCK JOINTS	1.00	LS	1.50	1	76.22	910.00			76	910			1,054.47	1,054
400000.136	TORQUE CONTROL SCREWS	1.00	LS	1.50	1	76.22	91.00			76	91			174.04	174
400000.137	3" SS PIPE STANCHION SUPPORT	4.00	EA	1.50	6	76.22	300.00			305	1,200			398.72	1,595
400000.138	2" COUPLING-316 SS FS/CST.FIG.316	2.00	EA	1.53	3	77.74	17.00			155	34			96.02	192
400000.139	2" 45 ELBOW-316 SS 150# THD. FIG.316	1.00	EA	1.55	2	78.76	17.00			79	17			97.03	97
400000.140	2" 90 ELBOW-316 SS 150# THD. FIG.316	9.00	EA	1.56	14	79.27	17.00			713	153			97.54	878
400000.141	2" SWG CHK VLV-SCR 150#	2.00	EA	1.64	3	83.33	663.00			167	1,326			796.06	1,592
400000.142	2" TEE-316 SS FS/CST.FIG.316	2.00	EA	2.31	5	117.38	26.00			235	52			145.33	291
400000.143	2" TRANS FITTING PVC TO SST	2.00	EA	0.80	2	40.65	17.00			81	34			58.92	118
400000.144	SS UNISTRUT SUPPORT FOR 2"	4.00	EA	1.20	5	60.97	250.00			244	1,000			329.72	1,319
400000.145	2" BOLT-GASKET SET 150#	4.00	EA				9.00				36			9.67	39
400000.146	CUTTING OIL--GALS.	1.00	EA				28.00				28			30.10	30
407113.0012	MAG METER W INTEGRAL MT TRANSMITTER - 2" TAG 53-FE/FIT-0201 & 0202	1.00	EA	3.00	3	151.49				151				151.49	151
407263.0000	LE & TRANS - SUBMERSIBLE TAG 53-LE/LIT-0201 & 0202	1.00	EA	3.00	3	151.49				151				151.49	151
407263.0002	METALLIC CORD GRIPS W MESH AT SUBMERSIBLE LE'S	1.00	EA	1.00	1	50.50	35.00			50	35			88.12	88
432416.0004	SUBMERSIBLE WELL PUMP 2 HP TAG - 53-PMP-0201	1.00	EA	8.00	8	403.99				404				403.99	404
432416.0021	TORQUE ARRESTORS	3.00	EA	1.00	3	50.50	40.00			151	120			93.50	280
432416.0024	SIMPLEX CONTROL PANEL - TAG - 53-LCP-02	1.00	EA	3.00	3	151.49				151				151.49	151
432416.0026	CP MOUNT - STRUT W BASES	1.00	EA	2.00	2	101.00	50.00			101	50			154.75	155

870-08 JEA NASSAU DEEP INJECTION WELL ADDER

Estimate Detail

Project Size: 0

BID PACKAGE

STRUCTURE

Item Code	Description	Quantity	UM	MH Unit	Total Hours	Labor Unit	Matl Unit	Equip Unit	Sub Unit	Labor Total	Matl Total	Equip Total	Sub Total	Total Unit Cost	Total Cost
** Total	STRUCTURE 53.3 DUAL ZONE MONITORING WELL				155					7,774	8,765	1,522	20,090		38,808
* Total	DIW 40 00 PROCESS PIPING / PROCESS EQ INSTALL				2,907										
<p>Moved to well services Owner's Allowance</p>														→	<p>545,377 -20,000 525,377</p>

SUMMARY

TOTAL COST OF WORK	2,958					167,299	268,369	66,061	40,535						<p>559,921 -20,000 539,921</p>
														→	<p>Moved to well services Owner's Allowance</p>

1609 Cherrywood Lane  
Longwood, FL 32750  
Phone: 407-331-3805  
Fax: 407-331-4019



- *Painting & Coatings*
- *Seamless flooring*
- *Special Finishes*
- *Waterproofing*
- *Wall coverings*
- *Restoration & Repair*
- *Project Management*

November 17, 2023

Ryan Richman  
Haskell Construction Company  
111 Riverside Avenue,  
Jacksonville, FL 32202

Re: JEA Nassau WRF Expansion – Deep Injection Wells.

Dear Ryan:

Please find below our pricing for the above referenced project per the plans and specifications and in accordance with the scope of work listed:

SCOPE OF WORK BUILDING PAINTING:

- Added 12", 8", 6", and 2" Pipes at Deep Injection.
- Pipe Bollards and Reflective Tape.
- Includes all access & hoisting.
- Includes all paint-related prep and protection.

Total Cost Painting:

	\$ 6,669.00
SDI [1.2%]	\$ 80.03
<b>TOTAL</b>	<b>\$6,749.03</b>

If you have any questions, please call me @ 407-331-3805. Thank you for this opportunity.

Sincerely,

A handwritten signature in black ink, appearing to read "Mike Percopo", with a stylized flourish at the end.

Mike Percopo  
COO/Founder  
Percopo Coatings Company  
Cc: 23-064 Job File.



## Change Order Request

C.O.R. #: C2315-005

Date: October 4, 2023

Project Name: JEA Nassau Regional WRF- DIW Surface Facilities REV 1

Project #: C2315

To: Haskell  
Attn: John Morrison  
111 Riverside Ave.  
Jacksonville, FL 32202

From: Tucker Littlepage  
Address: 3300 Faye Road  
Jacksonville, FL 32226

Phone: (904) 210-9477

Fax:

Phone: (904) 358-7344

Fax:

We herby propose to make the following changes:

See Attached Scope

Change Order Price:	\$355,155.61
SDI [1.2%]	\$ 4,261.87
<b>TOTAL</b>	<b>\$359,417.48</b>

This price is good for **30 days**. If conditions change, this price is void.

Tucker Littlepage

Author

October 4, 2023

Date Sent



Accepted

The above pricing and specifications of this Change Order are satisfactory and are hereby accepted.  
All work to be performed under the same terms and conditions as specified in original contract unless  
otherwise specified.

Authorized Signature

Date of Acceptance

## Change Order Request



C.O.R. #: C2315-005

Date: 10/04/2023

Project #: C2315

Project Name: JEA Nassau Regional WRF-

**Labor**

<u>Labor Type</u>	<u>Man Hrs</u>	<u>\$/Hr</u>		<u>Total Tax</u>	<u>Total Labor</u>
Journeyman Electrician	1,068.00	\$86.33			\$92,200.44
Apprentice Electrician	1,068.00	\$44.95			\$48,006.60
Foreman (10% of JW Hrs)	107.00	\$122.17			\$13,072.19
			Sub Total	\$0.00	\$153,279.23
			Grand Total	<b>\$0.00</b>	<b>\$153,279.23</b>

**Materials**

<u>Materials</u>	<u>Quantity</u>	<u>Cost</u>	<u>Tax</u>	<u>Total Tax</u>	<u>Total Materials</u>
Lot	1.00	\$110,459.68	7.00%	\$7,732.18	\$118,191.86
Quoted Materials	1.00	\$13,685.00	7.00%	\$957.95	\$14,642.95
	0.00	\$0.00	7.00%	\$0.00	\$0.00
	0.00	\$0.00	7.00%	\$0.00	\$0.00
			Sub Total	\$8,690.13	\$132,834.81
			Grand Total	<b>\$8,690.13</b>	<b>\$132,834.81</b>

**Equipment**

<u>Equipment</u>	<u>Quantity</u>	<u>Cost</u>	<u>Tax</u>	<u>Total Tax</u>	<u>Total Materials</u>
Mini Excavator	1.00	\$10,000.00	7.00%	\$700.00	\$10,700.00
Skid Steer	0.00	\$0.00	7.00%	\$0.00	\$0.00
Crane	0.00	\$0.00	7.00%	\$0.00	\$0.00
			Sub Total	\$700.00	\$10,700.00
			Grand Total	<b>\$700.00</b>	<b>\$10,700.00</b>

**Expenses**

<u>Expenses</u>	<u>Quantity</u>	<u>Cost</u>	<u>Tax</u>	<u>Total Tax</u>	<u>Total Materials</u>
Small Tool	2,136.00	\$5.00	0.00%	\$0.00	\$10,680.00
	0.00	\$0.00	0.00%	\$0.00	\$0.00
			Sub Total	\$0.00	\$10,680.00
			Grand Total	<b>\$0.00</b>	<b>\$10,680.00</b>

**Subcontractors**

<u>Subcontractors</u>	<u>Quantity</u>	<u>Cost</u>	<u>Tax</u>	<u>Total Tax</u>	<u>Total Materials</u>
	0.00	\$0.00	0.00%	\$0.00	\$0.00
	0.00	\$0.00	0.00%	\$0.00	\$0.00
			Sub Total	\$0.00	\$0.00
			Grand Total	<b>\$0.00</b>	<b>\$0.00</b>

<b>Total:</b>		<b>\$307,494.04</b>
<b>Overhead:</b>	<b>10.00%</b>	<b>\$30,749.40</b>
<b>Profit:</b>	<b>5.00%</b>	<b>\$16,912.17</b>
<b>Subcontractor:</b>		<b>\$0.00</b>
<b>Markup Subcontractor:</b>	<b>10.00%</b>	<b>\$0.00</b>
<b>Total:</b>		<b>\$355,155.61</b>



3300 Faye Road  
Phone (904) 358-7344 Jacksonville, FL 32226 Fax (904) 358-2805

July 31, 2023

To: The Haskell Company

Re: Nassau Regional WRF DIW Surface Facilities

Cogburn Bros., Inc. is pleased to provide you with this quotation for electrical work on the above referenced project. Listed below is our scope of work, comments and clarifications.

**General:**

1. Proposal is based on Hazen electrical "E" drawings and specifications Division 26 dated May 2023.
2. Wiring for instruments will be provided to the point of final connection. Final termination of instrumentation wiring will be under direction of the I&C contractor.
3. Temporary power for by-pass pumping or dewatering is not included.
4. Fiber optic cable to be furnished, tested and terminated by others.
5. Proposal is based on Ductbanks being 2' below grade, open cut, no dewatering, no trench boxes, backfill shall be with excavated soil

**Work Items furnished and installed by Cogburn:**

1. Conduit, wire and terminations as shown on the electrical drawings
2. Electrical pull boxes and junction boxes
3. Electrical equipment racks (grouting bases by others)
4. Excavation, concrete and backfill for underground electrical conduits
5. Disconnects and E-Stop Control Stations
6. Local – Off – Remote Control Stations
7. Light Fixtures

**Work Items furnished by others, installed and connected by Cogburn:**

1. CMAR furnished Electrical Gear shown on scope coordination drawings
2. Process Control Panels
3. Instrument Transmitters
4. Control panel and transmitter sunshields



**Work Items furnished and installed by others, electrical by Cogburn:**

1. Electric motors and pumps
2. Process Skids with single point power and controls connection
3. In-Line control valves, instruments and devices
4. Surge suppressors for instruments (provided and installed by I&C contractor)

**Clarification to scope:**

This proposal is predicated upon the scheduled construction time and overall duration as indicated in the bid documents. Delays not attributable to Cogburn Bros., Inc. will result in extended completion dates and compensation for accelerated and/or extend schedule.

If selected as the electrical contractor for this project, our sub-contract agreement must include as an attachment, this scope and proposal. By listing Cogburn Bros., Inc. or using this proposal the contractor acknowledges and agrees to the terms and conditions of this scope and proposal.

This proposal will remain valid for 42 days and is subject to acceptance of a mutually agreeable contract.



This Quotation supercedes all previous quotations and agreements relating to this transaction. Unless otherwise stated on this document: (i) Our quotation for your use in submitting a job or project bid to your customer expires 30 days from the date hereof, and may be withdrawn earlier by us if prior to acceptance of your bid. (ii) All other quotations are subject to price increases in effect through time of shipment.

**To:** Haskell Company  
**Attn:** John Morrison

**Job:** Deep Injection Well Surface Facilities

**From:** Gary Crummey  
**Email:** [gary.crummey@jlesco.c](mailto:gary.crummey@jlesco.c)  
**Phone#:** 904-838-2232  
**Date:** 7/26/2023

**Quote #:**

QTY	U/M	DESCRIPTION	UNIT PRICE	EXTENDED TOTAL
1		UV SWBD - Added (1) 200A Feeder Breakers		
3		200A, N4X-316 Safety Switches		
1		30A, N4X-316 Safety Switch		
		Lot price		\$ 19,335.00

**Total:** \$19,335.00  
**TAXES [6%]** \$ 1,160.10  
**TOTAL** \$ 20,495.10



This Quotation supercedes all previous quotations and agreements relating to this transaction. Unless otherwise stated on this document: (i) Our quotation for your use in submitting a job or project bid to your customer expires 30 days from the date hereof, and may be withdrawn earlier by us if prior to acceptance of your bid. (ii) All other quotations are subject to price increases in effect through time of shipment.

**To:** The Haskell Company  
**Attn:** John Morrison  
**Job:** JEA Nassau WRF

**From:** Gary Crummey  
**Email:** [gary.crummey@jlesco.c](mailto:gary.crummey@jlesco.c)  
**Phone#:** 904-838-2232  
**Date:** 4/27/2023

Quote #:

QTY	U/M	DESCRIPTION	UNIT PRICE	EXTENDED TOTAL
<b>DIW Surface Facilities VFD's and SWBD-UV Changes</b>				
3	E	100HP VFD's		
1	E	200A Feeder Breaker-SWBD-UV		
1	E	Revised Coordination Study		
1	E	Start-up for added VFD's		
		Lot Price for this addition		\$218,675.00

**Total:** \$218,675.00  
**TAXES [6%]** \$ 13,120.50  
**TOTAL** \$231,795.50



August 31, 2023

Mr. John Morrison  
Haskell  
111 Riverside Ave  
Jacksonville, FL 32202

**JEA Nassau WRF – Final Work Project  
PCO #002 – IFC – DIW Changes**

Phillips & Jordan, Inc. (P&J) is pleased to present **PCO #002 – IFC – DIW Changes** for the JEA Nassau WRF – Final Works Project for your consideration. After our review of the “870-08 – DIW Surface Facilities – 100P Dwgs” drawings, we have recognize and priced the following changes that will have to made from the IFC Planset.

ITEM	QUANTITY INCREASE	UNIT	UNIT PRICE	TOTAL
RCP 15"	112	LF	\$ 117.55	\$ 13,165.60
FES 15"	3	EA	\$ 4,202.14	\$ 12,606.42
TYPE F GRATE INLET	2	EA	\$ 9,297.34	\$ 18,594.68
15" U-TYPE ENDWALL W/BAFFLES	1	EA	\$ 9,158.60	\$ 9,158.60
TRUE GRID PAVING	483	SY	\$ 131.42	\$ 63,475.86
ADDITIONAL TRUE GRID MATERIAL*	1	LS	\$ 1,089.84	\$ 1,089.84
EXCAVATION TO STOCKPILE	448	CY	\$ 19.19	\$ 8,597.12
PLACE FROM STOCKPILE	448	CY	\$ 9.60	\$ 4,298.56
<b>TOTAL</b>				<b>\$ 130,986.68</b>
<b>ADDITIONAL P&amp;P BOND</b>				<b>\$ 654.93</b>

\*The true grid will only ship full pallets of material. This material is approximately half a pallet, and we are charging at cost.

Please review the list of changes. If these are acceptable, then please add an additional \$131,641.61 dollars to the contract amount.

Respectfully,  
**PHILLIPS & JORDAN, INC.**

Jesse Ertle, E.I.  
Project Engineer

<b>SUBCONTRACTOR PROPOSAL</b>	<b>\$ 131,641.61</b>
<u>Ribbon Curb per Detail 2/ C-05-119A [125LF @ \$40/LF]</u>	<u>\$ 5,000.00</u>
<b>SUBTOTAL</b>	<b>\$ 136,641.61</b>
<u>SDI [1.2%]</u>	<u>\$ 1,639.70</u>
<b>TOTAL</b>	<b>\$ 138,281.31</b>

## Award# 5 02/01/2024 Supporting Documents

**Date:** July 26, 2023  
**Subject:** JEA Nassau Regional WRF Expansion  
**Quote No.** 24-0505  
**Section:** 33 11 36-4  
**To:** Equipment Estimator

Hello Mr. Morrison,

In response to the subject inquiry, we are pleased to provide you with our following quote for Grundfos Submersible pumps. We are quoting the same 3" multi-stage, submersible pump designed for domestic water supply, liquid transfer in tanks, irrigation and environmental applications. The pump has "floating" impellers, each with its own tungsten carbide/ceramic bearing. The pump features soft starting and protection against dry-running, upthrust, overvoltage, undervoltage, overload and overtemperature.

The motor is a single-phase motor of the permanent magnet rotor type ensuring optimum efficiency within a wide load range. The motor is fitted with a replaceable end cover with socket.

### Scope of Supply

Qty	Item
2	Grundfos Submersible Pump Model: 30 SQ07-90
1	Control Panel

update quantity to 1

confirm simplex not  
duplex

### SUMMARY:

Qty (2) Grundfos pumps per above		\$ 14,707.00
Qty(2) Spare Pump & Parts	Add	\$ 2,562.00
Estimated Freight, FOB Factory, to JEA Nassau	Add	\$ 1,000.00
* Freight is estimated only. Actual charges at time of shipment will be invoiced.		
Field Service & Training if needed,	Add	\$ 1,600.00

### FIELD SERVICE:

Field Service rate above is per eight (8) hour day, or part thereof, including travel time, for jobsite service consisting of installation inspection, field testing observation, start-up, and/or Owner personnel training. Please allow 10 days' notice to schedule field services.

### COMMENTS, CLARIFICATIONS, and/or Exceptions:

single zone

- 1.04 – Grundfos SQ pump is quoted for both upper and lower Zones as the application details are the same per discussion with Robby Schultheis at Hazen and Sawyer
- 2.04A - Grundfos SQ are not offered in 316SS. Quoted pump/motor materials of construction are 304SS, which is acceptable per Robby Schultheis at Hazen and Sawyer.
- 3.01-Installation by others

## Award# 5 02/01/2024 Supporting Documents

Please note the following applies to this quotation:

Pricing does not include freight, taxes, permits, or bonds of any. Terms: TBD.

Shipped FOB factory, freight prepaid and added to the invoice unless otherwise requested.

Approval drawings 6-8 weeks after receipt of order acceptance by CEJ.

Shipment is 14-16 weeks after receipt of approved drawings and/or full release to manufacture.

If this proposal should become an order, please address and forward to:

Carl Eric Johnson, Inc.  
1725-Q MacLeod Drive  
Lawrenceville, GA 30043  
**Fax 678-377-2021 or**  
**email: [customerservice@cejco.com](mailto:customerservice@cejco.com)**

If you have any questions or need additional information pertaining to this offering, please feel free to give me a call at 678-377-3100.

Thank you for your consideration of Moyno pumps and Carl Eric Johnson. We look forward to the opportunity to work with you further on this project.

Sincerely,

**Jobi Mathew**

Application Engineer

Carl Eric Johnson, Inc.  
1725Q Macleod Drive  
Lawrenceville, GA 30043  
Email: [jmathew@cejco.com](mailto:jmathew@cejco.com)

**Local CEJCO Sales Engineer**

Adrian Daniels

Phone: (912) 429-1919

Email: [adaniels@cejco.com](mailto:adaniels@cejco.com)



To: Haskell  
Attn: John Morrison  
Re: JEA  
Nassau Regional WRF Expansion

Quote Date: September 19,  
2023  
Quote No.: COQ3  
Project No.: T-55178

Dear John:

Thank you for your continued interest in TESCO products, services, and solutions. We are pleased to quote the following scope of work pertaining to the above-referenced project. This quotation includes only the materials/services described below.

### Reason for Change Order

There will be a deep injection well and a monitoring well at the Nassua WRF. This change order includes the needed remote I/O control panels and the instrumentation for these sites.

### Scope of Work

Tesco will engineer and furnish the two Remote I/O panels for both injection wells and provide instrumentation needed for monitoring the wells. The RIO panel will provide communication between the VFD panels and the plant process network. The p[rovided remote I/O panels will have PLC controllers for monitoring and control of instrumentation and well VFDs.

Tesco will also provide all instrumentation needed for these sites, which include instrumenta for monitoring flow, level, and pressure.

### Scope of Supply

Item	Qty	Description
1	1	<b>Injection Well No. 01 RIO (53-LCP-01):</b> <ul style="list-style-type: none"><li>▪ Rackmount Stainless Steel Enclosure</li><li>▪ Siemens PLC and Power Supply</li><li>▪ Network Switch and FOPP</li><li>▪ UPS back-up system</li></ul> <b>Monitoring Well RIO (53-LCP-02):</b> <ul style="list-style-type: none"><li>▪ Rackmount Stainless Steel Enclosure</li><li>▪ Siemens PLC and Power Supply</li><li>▪ Network Switch and FOPP</li><li>▪ UPS back-up system</li></ul> <b>Fiber Optic Cable to 43-FOPP-01</b>

Item	Qty	Description
2	1	<b>Instrumentation:</b> <ul style="list-style-type: none"> <li>6" Flow Meter with Profinet Communication (53-FE/FIT-0104)</li> <li>(1) EA 2" Flow meter (53-FE/FIT-0201)</li> <li>(7) EA Pressure gauges (53-PI-0101A,0101B, 53-PI-0102A,102B, 53-PI-0103A,0103B, 53-PI-0105)</li> <li>(4) EA Pressure Transmitters (53-PIT-0101, 53-PIT-0102, 53-PIT-0103, 53-PIT-0105) – Pressure transmitters will be mounted with discharge pressure gauges on common manifold.</li> <li>(1) EA Submersible Level Transmitters (53-LE/LIT-0201)</li> <li>(3) EA Pressure switches (53-PSL-0101A, 53-PSL-0102A, 53-PSL-0103A) – Pressure switches will be mounted with suction pressure gauges on common manifold.</li> <li>Instrument surge suppression</li> </ul>
3	Lot	<b>Professional Services:</b> <ul style="list-style-type: none"> <li>Engineering</li> <li>Manufacturing Services – fabrication, manufacturing, assembly, equipment wiring, factory testing</li> <li>PLC Programming</li> <li>SCADA Programming</li> <li>Networking/Communications/Telemetry</li> <li>Field Service – installation verification, instrument calibrations, field testing, and startup</li> <li>O&amp;M Manuals</li> </ul>
		<b>TOTAL (including applicable sales tax):</b> <b>\$250,000.00</b> SDI [1.2%] <b>\$ 3,000.00</b> <b>TOTAL</b> <b>\$253,000.00</b>

### Clarifications

- Variable frequency drives for the injection well pumps are to be provided by others.
- Injection pumps and monitoring pump to be provided by others.
- Unless otherwise stated above, quote is to **furnish only** and does not include trade labor/electrical installation services or field wire terminations.
- Unless otherwise stated above, the following is **not** included within this quotation:
  - Conduit, field wire, tubing, or basic trade installation materials (brackets, screws, bolts, j-box, stanchions, pull-box, etc.)
  - Instrumentation mounting components, brackets, stanchions, sunshields, etc.
  - Local control stations and/or field mounted disconnects.
  - Instrumentation, devices, components, or equipment not defined by the above quotation.
  - Fiber optic patch panels, cable, splicing or terminations.
  - Any 3<sup>rd</sup> party independent testing, harmonic testing/analysis, power coordination study, or Arc-Flash Hazard Analysis (AFHA) study.
  - Interconnection or loop diagrams for equipment not furnished by TESCO.

### Terms and Conditions

- Quote is firm for 30 days unless otherwise stated.
- Submittals: A Submittal Schedule will be provided approximately **8-12** weeks after receipt of written change order approval.
- Delivery: To be scheduled approximately **24-30** weeks minimum after submittal approval.
- Approval of change order will require a contract time extension of **XX** weeks.


- Approval must be received on or before **10/20/23** to avoid shipping delays or additional costs related to field modifications.
- Unless otherwise stated above, price does not include any sales tax, use tax, or applicable fees; please apply any taxes and/or fees as appropriate. Please note that all invoices will include sales tax where applicable.
- TESCO price is FOB factory, full freight allowed.
- TESCO warranties against defect in design workmanship and materials for a period of one year from date of installation, and does not exceed 18 months from the date of shipment from the factory.
- TESCO carries liability insurance, with full workman's compensation coverage.
- Terms are net 30 days on approved credit accounts.
- Interest will be applied to all past due invoices.
- All merchandise sold is subject to lien laws.
- Final retention to be paid within 10 days after the project notice of completion.

Please feel free to contact us at (916) 395-8800 to discuss any questions or comments you may have regarding this quotation.

Sincerely,

TESCO CONTROLS

Alex McCulloch  
Project Management  
amcculloch@tescocontrols.com

Scope:	43 21 11 - Canned Vertical Turbine Pumps				DXP   Carter & VerPlanck	Tom Evans Environmental	Hudson Pump	
Job No:	6704125				Brandon Lang	Mark VanDyke	Robert Maxwell	
Project:	JEA NASSAU WRF - FINAL WORK PACKAGE				813-287-0709	863-619-3789	(863) 665-7867 x3710	
Estimator:	John Morrison / Aaron Kanouse				blang@culwater.com	mark@tomevans.com	rmmaxwell@haskell.com	
Bid Date:					Flowserve	Peerless	Goulds Pump	
Scope Notes:								
					\$348,166	\$576,769	\$339,863	#VALUE!
Spec	Description	Haskell Quantity	UM		A	B	C	CARRY
	BASE BID	1	LS	Y	U.P.	U.P.	U.P.	U.P.
					Total Price	Total Price	Total Price	Total Price
	CONTRACT DOCUMENTS							
	870-15 Nassau WRF DIW Surface Facilities 30P CDD - Draft 20230117	1	LS					
	Final Work Package Specs - September 15, 2022	1	LS	N	Most applicable specs acknowledged		Most applicable specs acknowledged	
	43 24 11 - Canned Vertical Turbine Pumps - 4.12.23	1	LS	Y				
	Drawing E-43-508 - 4.12.23	1	LS	Y				
	Drawing M-23-201 - 4.12.23	1	LS	Y				
	ADMINISTRATIVE							
	Shop Drawing Lead Time	1	LS		12 weeks	16 weeks	10 weeks	
	Equipment Lead Time	1	LS		24 weeks	40 weeks	30 weeks	
	Acknowledgement of MPO Terms	1	LS	Y				
	Acknowledgement Liquidated Damages	1	LS	Y				
	Warranty Terms and Period per Spec	1	LS	Y				
	Material Escalation	1	LS	N	If cost increase of material exceeds 3%, if release is delayed 6 months from PO, or if review exceeds 10 days or two revisions not due to fault of vendor		Equipment must be released within 90 days of quote	
	SCOPE OF WORK							
	Vertical Turbine Pump (max 100HP) w/ Pump Can	3	EA	Y				
	Field Services - Startup & Testing	1	LS	Y				
	Spare Parts	1	LS	Y				
	Anchor Bolts Included	1	LS	N				
	Pressure Gauges - 43 24 11 - 2.10	1	LS	N				
	43 24 11 - Canned Vertical Turbine Pumps - CLARIFICATIONS / DEVIATIONS							
	1.09 - Dynamic Analysis		LS		Flowserve standard above ground RCF.	Peerless standard shaft critical calculations, seismic calculations and torsional analysis.		
	2.04 - Materials of Construction		LS		Flowserve standard lateral and torsional analysis see proposal clarifications	see proposal clarifications		
	2.05.C.3 - Provisions for future stage		LS	Y		Peerless standard design connection between bowls, column and head will be provided.		
	2.05.I.3 - Pump Can		LS	Y		Flow straightening vanes are not included on cans this size.		
	2.05.I.3 - Pump Can		LS	Y		Peerless standard design vortex suppression basket will be provided.		
	2.06 - Vibrations Testing						Xylem will not be held to field vibration values without a factory vibration test. If a factory vibration test is required, add \$2,500 NET / pump.	
	2.11 - Motor		LS		Sec 2.11. B: Offered motors are suitable to variable torque load for 10:1 speed range on a PWM type inverter with class F rise at 1.0 SF as per NEMA MG-1 part 31. Sec 2.11.C: Quoted motor with winding RTD set of 3 100 Ohm platinum. Advice for quote if the requirement differs. Sec 2.11.E: Max Torque carrying capability of NRR 110 lb-ft. Sec 2.11.G: Quoted motor with Oversized conduit box as per GEIM standard. Space heater and winding RTD leads routed to accessory box.	see proposal for exceptions/clarifications	2.11.C - Motor manufacturer has offered Trickle Treat varnish system which is non-hygroscopic and their approach to tropical protection for the winding.	
	>>> Horsepower		LS		75 HP	75 HP	75 HP	
	2.15 - Coatings		LS		2.15 Shop Painting B 1.: Bowl ID to be Flowserve standard lining. Unclear if this meets the spec.		Manufacturer's standard coating system on both pump & motor. Unclear if this meets the spec.	
	2.16 - Shop Testing		LS		2.16 Shop Testing E.: Pump to be test with a calibrate factory motor per 1.04.14.			
	43 20 00 - Pumps General: Detailed dimensional drawings add	1	LS	Y				
	Wage Type							
	Small/Minority Business Type							
	Addenda Through							
	SUBTOTAL				328,411	544,122	320,625	
	Sales Tax 6.00%				19,755	32,647	19,238	
	Sub/Vendor Bond 1.00%				Not Included	Not Included	Not Included	
	TOTAL				\$ 348,166	\$ 576,769	\$ 339,863	#VALUE!



**DXP | Carter & VerPlanck**  
 4910 W Cypress St., Tampa, FL  
<http://www.cviwater.com/>

Office 813-287-0709  
[www.cviwater.com](http://www.cviwater.com)  
[www.dxpe.com](http://www.dxpe.com)

# QUOTE

**TO: Haskell**

**DATE: 04/24/2023**

**ATTN: Aaron Kanouse**

**RE: JEA Nassau WRF – Final Work Package  
 Section: 43 21 11 (Canned Vertical Turbine Pumps)**

---

**WE ARE PLEASED TO QUOTE YOU ON THE FOLLOWING MATERIAL FOR ACCEPTANCE WITHIN 30 DAYS**

---

Reference: JEA Nassau Regional WRF Expansion

**I. Specification sections applicable to this proposal:**

- A. Sections 43 24 11 Canned Vertical Turbine Pumps
- B. Drawing M-53-201

**II. Vertical turbine pump equipment and accessories included as applicable:**

**Services**

- A. **Tag Numbers 53-PMP-0101, 53-PMP-0102, 53-PMP-103:** Three (3) model 12EMM-4 stage vertical turbine pumps with 75HP motors. Primary Operating Point: 695 GPM @ 272 ft; 1800 RPM.

**Materials of Construction:**

- A. Class 30 Cast Iron flanged bowls
- B. C958 Nickel Aluminum bronze bowl wear rings
- C. Gr CF3M Stainless Steel impellers
- D. Stainless steel impeller wear rings
- E. C844 Tin bronze bowl bearings
- F. 416 Stainless steel pump shafts
- G. 416 Stainless Steel, threaded open line shaft, product lubricated, 120.00-inch maximum section length
- H. Vesconite line shaft bearings
- I. Bronze bearing retainers
- J. 6-Inch TF Style, A53 Gr B/A36 Carbon steel discharge head, 150# RF discharge flange, 8-Inch 150# RF suction flange
- K. 6-Inch A53 Gr B/A36 Carbon steel column pipe, standard thickness
- L. Mechanical seal manufactured by John Crane
- M. Plan 13 flush piping with 316SS tubing
- N. Carbon steel sub baseplate
- O. A53 Gr B/A36 Carbon steel suction can, 16-inch diameter x 102-inch length, 0.38" thickness, with straightening vanes
- P. 316 Stainless steel anti-vortex strainer- standard design
- Q. All assembly hardware 316 SS
- R. Surface prep and Porcelain lining on the ID of the bowl assembly. ScotchKote 134 on the OD bowl assembly, ID & OD of the column, and ID and OD of the discharge head, and ID and OD of the Barrel. Motor: Surface prep and coating per electrical industry standard.
- S. Motor: 75 HP, 1800 RPM, TEFC Enclosure, 460 Volts, 60 Cycle, 3 Phase, 1.0 Service factor, inverter duty, VSS.
- T. Testing:
  - Non-witness hydrostatic tests on the bowls, discharge head, and column pipe per latest HI Standards.



**DXP | Carter & VerPlanck**  
 4910 W Cypress St., Tampa, FL  
<http://www.cviwater.com/>

Office 813-287-0709  
[www.cviwater.com](http://www.cviwater.com)  
[www.dxpe.com](http://www.dxpe.com)

# QUOTE

TO: Haskell

DATE: 04/24/2023

ATTN: Aaron Kanouse

RE: JEA Nassau WRF – Final Work Package  
 Section: 43 21 11 (Canned Vertical Turbine Pumps)

---

**WE ARE PLEASED TO QUOTE YOU ON THE FOLLOWING MATERIAL FOR ACCEPTANCE WITHIN 30 DAYS**

---

- PE witness factory pump performance test, conducted with a calibrated shop test motor per HI 1U
- Non-witness NPSHr
- U. Pump Analysis:
  - Flowserve standard above ground RCF
  - Flowserve standard lateral and torsional analysis
- V. Spare parts for each model of pump:
  - One (1) set of impeller wear rings
  - One (1) set of bowl wear rings
  - Two (2) sets of bowl bearings
  - Two (2) sets of line shaft bearings
  - One (1) suction bearing
  - One (1) shaft coupling
  - Two (2) sets of gaskets and O-rings
  - One (1) Mechanical seal
- W. Field Services: by Carter & VerPlanck, maximum of 4 qty, 8 hr days onsite.

III. Items **not** included

- A. Off-loading at jobsite, any labor or tools for Assembly or Installation, Field operation.
- B. Suction or Discharge piping, mechanical couplings, supports, tie rods, leveling screws, fittings, etc.
- C. Air relief valves / Vacuum valves / Isolation valves, etc.
- D. Vibration isolation equipment
- E. Seal water or drain accessories such as piping, flow indicators, pressure reducing valves, Y strainers, fittings or tubing
- F. Gauges, T cocks, anchor bolts, templates or accessories
- G. VFDs or any type of Controls, Instrumentation, MCCs, Starters, Power Factor Correction Capacitors, Panels, cable, wiring, conduits, temperature or vibration probes, remote controls, *or any auxiliary electrical equipment extraneous to the pump motors*
- H. Standard tools or tool chests, lubricants, grease fitting extensions or guns
- I. Field painting, touch-up paint supply

IV. Disclaimers:

- Pump equipment guarantees are based on certified factory tests only. Should BUYER's field tests indicate that SELLER's equipment does not meet the specified performance requirements, SELLER shall make its field service representative available, at SELLER's published field service rates, for consultation purposes and to assist in identifying the root cause of the performance discrepancy. If such root cause is determined to be SELLER's fault or responsibility, then Contract warranty provisions apply and SELLER's sole obligation and BUYER's sole remedy is repair of the defect at issue to comply with the specified performance requirements
- In the event any documentation review exceeds two (2) revisions or any documentation review and approval is delayed beyond two (2) weeks or ten (10) working days, and the cause of those revisions or



**DXP | Carter & VerPlanck**  
 4910 W Cypress St., Tampa, FL  
<http://www.cviwater.com/>

Office 813-287-0709  
[www.cviwater.com](http://www.cviwater.com)  
[www.dxpe.com](http://www.dxpe.com)

# QUOTE

TO: Haskell

DATE: 04/24/2023

ATTN: Aaron Kanouse

RE: JEA Nassau WRF – Final Work Package  
 Section: 43 21 11 (Canned Vertical Turbine Pumps)

**WE ARE PLEASED TO QUOTE YOU ON THE FOLLOWING MATERIAL FOR ACCEPTANCE WITHIN 30 DAYS**

delays is not due to the fault or omission of the Seller, Seller reserves the right to alter the delivery date and/or charge Buyer for additional costs associated with subsequent revisions or delays. Unless otherwise stated, in the event approval and release to manufacture is delayed beyond six (6) months from placement of PO at no fault of Seller, Seller reserves the right to alter the delivery dates and/or charge Buyer for any cost increases

- Price and delivery for the goods in this proposal are based on the current costs of raw materials, supplies and components, including but not limited to metals and metal products (the "Materials"). The market for these Materials is considered volatile due to newly enacted and proposed tariffs, duties, levies, taxes or other unforeseen cost increases. Therefore, if the cost increase for these Materials exceeds 3%, we reserve the right to adjust our prices accordingly.

V. Coordination Notes/Comments:

- 2.01 General B.: Anchor bolts by installing CONTACTOR
- 2.15 Shop Painting B 1.: Bowl ID to be Flowserve standard lining.
- 2.15 Shop Testing E.: Pump to be test with a calibrate factory motor per 1.04 14.

Motor Comments:

- Offered motor with non-witnessed routine test at no additional cost.
- Rotation with a Non-Reverse Coupling is CCW viewed from the top of the motor. Caution: Motors with Non-Reversed Couplings must be operated at or above 150 RPM.
- Sec 2.11. B: Offered motors are suitable to variable torque load for 10:1 speed range on a PWM type inverter with class F rise at 1.0 SF as per NEMA MG-1 part 31.
- Sec 2.11.C: Quoted motor with winding RTD set of 3 100 Ohm platinum. Advice for requote if the requirement differs.
- Sec 2.11.E: Max Torque carrying capability of NRR 110 lb-ft.
- Sec 2.11.G: Quoted motor with Oversized conduit box as per GEIM standard. Space heater and winding RTD leads routed to accessory box.

Price for all forgoing FCA factory freight included

**\$ 328,411.00**  
**NET LOT PLUS TAX**

Price includes freight. Sales Tax is not included.

Submittals: Approximately 10 to 12 weeks from signed purchase order.

Equipment: Approximately 20 to 24 weeks after release to production, pumps, motors, & barrels

**Please Note:**





**DXP | Carter & VerPlanck**  
4910 W Cypress St., Tampa, FL  
<http://www.cviwater.com/>

Office 813-287-0709  
[www.cviwater.com](http://www.cviwater.com)  
[www.dxpe.com](http://www.dxpe.com)

# QUOTE

TO: Haskell

DATE: 04/24/2023

ATTN: Aaron Kanouse

RE: JEA Nassau WRF – Final Work Package  
Section: 43 21 11 (Canned Vertical Turbine Pumps)

---

**WE ARE PLEASED TO QUOTE YOU ON THE FOLLOWING MATERIAL FOR ACCEPTANCE WITHIN 30 DAYS**

---

1. We do not include sales tax, pressure gauges, anchor bolts, wire cable, conduit, piping, installation, hook-up, field testing, control panels or any other accessories or other ancillary items which are not specifically called out in this scope of supply.
2. Under no circumstances will Carter & VerPlanck, a DXP company or its suppliers be liable for any incidental, consequential, liquidated, special or late delivery damages whatsoever.
3. Payment terms are 100% net 30 days from delivery with approved credit. Our prices based upon no retainage.
4. Retainage shall only apply to the cost of goods and services. Sales tax per invoice must be paid in full, no retainage allowed.
5. Pricing is based upon Carter & VerPlanck, a DXP company and the manufacturer's Standard Terms and Conditions of Sales. Copies of these documents are attached herewith for your review and reference. No other terms or conditions of sale will apply unless accepted in writing by an officer of the company.

---

TERMS: 100% Net 30 days after invoice date

QUOTATION DOES NOT INCLUDE ANY SALES OR USE TAX  
PAYABLE UNDER ANY STATE OF FEDERAL STATUE

-WITH CREDIT APPROVAL

CARTER & VERPLANCK, A DXP COMPANY

BY Brandon Lang, P.E.

[blang@cviwater.com](mailto:blang@cviwater.com)  
cell: 813-481-5200



**DXP | Carter & VerPlanck**  
 4910 W Cypress St., Tampa, FL  
<http://www.cviwater.com/>

Office 813-287-0709  
[www.cviwater.com](http://www.cviwater.com)  
[www.dxpe.com](http://www.dxpe.com)

# QUOTE

**TO: Haskell**

**DATE: 04/24/2023**

**ATTN: Aaron Kanouse**

**RE: JEA Nassau WRF – Final Work Package  
 Section: 43 21 11 (Canned Vertical Turbine Pumps)**

**WE ARE PLEASED TO QUOTE YOU ON THE FOLLOWING MATERIAL FOR ACCEPTANCE WITHIN 30 DAYS**

## TERMS & CONDITIONS OF SALE

- 1) Neither Carter & VerPlanck, a DXP company nor the manufacturer(s) will be liable for damages of any kind, whether direct, consequential, incidental, special or liquidated.
- 2) The quoted price may include systems or components from more than one vendor. Carter & VerPlanck, a DXP company, will provide separate prices for individual systems or components upon request, although the total price of all items quoted may vary as a result.
- 3) Price does not include any gauges, gauge cocks, tools, lubricants, installation, anchor bolts, spare parts, start-up service or other items not specifically called out herein.
- 4) Price does not include any motor starters, controls, or power factor correction devices other than as specifically called out herein.
- 5) THE WARRANTY EXTENDED BY THE MANUFACTURER(S) IS IN LIEU OF ALL OTHER OBLIGATIONS, LIABILITIES OR WARRANTIES OF MERCHANTABILITY, FITNESS OR OTHERWISE, EITHER EXPRESS OR IMPLIED, BY FACT OR BY LAW, AND STATES OUR ENTIRE AND EXCLUSIVE LIABILITY AND BUYER'S EXCLUSIVE REMEDY FOR ANY CLAIM OF DAMAGES IN CONNECTION WITH THE SALE OR FURNISHING OF GOODS OR PARTS, THEIR DESIGN, SUITABILITY FOR USE, INSTALLATION OR OPERATION. WE FURTHER SPECIFICALLY EXCLUDE ANY EXPRESS OR IMPLIED WARRANTIES REFERENCE UNDER FLORIDA STATUTE #718.203. THERE ARE NO WARRANTIES WHICH EXTEND BEYOND THE DESCRIPTION ON THE FACE HEREOF.
- 6) **NOT INCLUDED:** Unless specifically set forth in the scope of the quotation, this offer **does not** include:
  - start-up assistance or field services
  - interconnecting wiring and/or conduit
  - installation labor
  - installation supervision
  - motor control equipment
  - motor starters or contactors
  - power distribution equipment
  - miscellaneous mechanical and mounting hardware
- 7) **FREIGHT:**
  - A) All prices are F.O.B. factory or suppliers' shipping point with freight prepaid and included to the jobsite.
  - B) Title and Risk of Loss passes to CONSIGNEE AT SHIPPING POINT.
    - SELLER prepays freight charges.
    - SELLER bears freight charges.
    - CONSIGNEE must file claims for loss or damage, (if any).
  - C) Seller will not consider any claim for damage or shortage unless it is noted on the bill of lading at time of receipt. It is the responsibility of the CONSIGNEE to verify that all items contained on the bill of lading are received prior to accepting shipment.
- 8) **TAXES:**  
 The prices quoted are exclusive of, and Purchaser shall pay and make all returns for, any Federal, State, or local sales, use, transfer, or similar taxes applicable to the equipment and material once the same have been delivered as provided herein.
- 9) **VALIDITY OF PRICING:**  
 The prices stated herein are contingent upon receipt of a firm order, or letter of intent, in an acceptable form from Purchaser within 30 days from the date of this offer, and Purchaser's willingness to accept delivery when the factory is prepared to ship. If a responsive firm order is not received by the above date, Seller shall have the right to withdraw this quotation and to revise the prices and shipping dates provided herein.
- 10) **PAYMENT TERMS:**  
 Seller's payment terms are that all invoices are due and payable within thirty (30) days of the date thereof with approved credit. Interest on the unpaid balance at the rate of 11/2% per month, or the maximum permitted by law, whichever is less will be added to all outstanding invoices which are not paid within 30 days. **Our price is based on no retainage.**
- 11) **DELIVERY:**  
 The shipping dates provided herein are based on Seller's current information as to availability of material and components and our best estimate as to dates on which we will be able to ship. These dates are subject to revision or postponement because of unavailability of material and components or because of events beyond our control.  
  
 If Purchaser requests postponement of previously agreed to shipping date(s), Seller may invoice the Purchaser, or then require payment for all of such equipment and material as is then ready for shipment; and, from and after the date that such equipment and material or any portion thereof is ready for shipment, any expenses or other charges incurred by Seller in regards to the same shall be at Purchaser's expense and Purchaser shall promptly pay any invoice rendered by Seller in regard thereto.



**DXP | Carter & VerPlanck**  
4910 W Cypress St., Tampa, FL  
<http://www.cviwater.com/>

Office 813-287-0709  
[www.cviwater.com](http://www.cviwater.com)  
[www.dxpe.com](http://www.dxpe.com)

# QUOTE

**TO:** Haskell

**DATE:** 04/24/2023

**ATTN:** Aaron Kanouse

**RE:** JEA Nassau WRF – Final Work Package  
Section: 43 21 11 (Canned Vertical Turbine Pumps)

---

**WE ARE PLEASED TO QUOTE YOU ON THE FOLLOWING MATERIAL FOR ACCEPTANCE WITHIN 30 DAYS**

---

**12) SERVICE:**

No start-up assistance or field services are included unless specifically called out in our offering. If so included, the Seller will furnish Field Service Engineer(s) as described in our proposal, at the time of start-up, to inspect the completed system, to advise in regard to placing the system in initial operation and to instruct operating personnel on the proper use of the equipment and material. The proper installation, start-up and operation of the system and any further changes to be made in the system, responsibility for servicing, and all labor costs thereof, shall be the responsibility, under the control and at the risk of the Purchaser. At the time start-up service is requested we ask you to be **completely** prepared, including where and as appropriate, the availability of power, water, flow, access, etc. so that start-up may proceed as anticipated. Any return trips to the site or additional time required as a result of failure to be so prepared, will be charged to the customer at the prevailing demand service rate.

If service additional to that provided for therein is required, Seller, if available, shall furnish at the expense of the Purchaser, competent service engineers at Seller's then prevailing rates, plus travel and living expenses, to assist in additional service in regard to the equipment and material or in regard to equipment furnished by Purchaser. All charges in connection with such service shall be billed by the Seller and shall be due and bear interest at the Company's normal payment terms unless Seller shall require other payment terms and conditions.

**13) GENERAL:**

The descriptions, terms and conditions contained in this Proposal and the terms and conditions contained in the Manufacturer's Standard Terms attached hereto, which are incorporated herein by reference, constitute the quotation of the Seller. To the extent that the descriptions, terms and conditions contained in the Proposal are inconsistent with the Manufacturer's Standard Terms, the Manufacturer's Standard Terms are modified by this Description.

14) No order shall be deemed accepted by the Manufacturer until the Purchaser is notified of its acceptance by the Manufacturer. Carter & VerPlanck, a DXP company, is not an agent or employee of the Manufacturer(s) and is not authorized to accept orders in its (their) behalf.

15) Any suit or proceeding brought by Purchaser to enforce this agreement, to resolve any dispute over its terms, or to sue for damages for its breach shall be brought only in a state or federal court of appropriate jurisdiction in Hillsborough County, Florida. Purchaser expressly waives any objection that venue in Hillsborough County is inconvenient or improper.

16) In any suit or proceeding brought to enforce this agreement, to resolve any dispute over its terms, or to sue for damages for its breach, the prevailing party shall recover a reasonable attorneys' fee in addition to costs of suit.

May 1, 2023

To: Haskell, Inc.

RE: JEA – Nassau Regional WRF Expansion Phase 2A, 870-08

Dear Aaron,

We are pleased to offer the following equipment for your consideration and purchase for the subject project, per the Standard Terms & Conditions of Sale for Tom Evans Environmental, Inc., which are attached and are a part of this "Offer to Sell". Peerless Pump documents are also attached which clarify our offer.

**43 24 11 - Vertical Turbine Canned Pumps**

---

**(3) Three Peerless M12LD/LC Vertical Turbine Canned Pumps with 75Hp Motors** having materials of construction and performance in general conformance with the requirements of this section of the project specifications and the clarifications outlined below and the detailed documents attached, shall be provided separately, F.O.B. origin, with all freight allowed, to the customer's first destination, for installation and hook-up by the customer or his agent.

**Your Cost, Less Tax, Delivered, is:**

**\$544,122.00**

**Notes, Exceptions and Clarifications:**

**Section 43 24 11 – Vertical Turbine Pumps**

- 1.04,1.05,1.06,1.07 – Peerless standard electronic submittals for engineered orders will be provided.
- 1.09 – Peerless standard shaft critical calculations, seismic calculations and torsional analysis.
- 1.10 – Warranty will be 24 months from date of startup or 30 months from date of shipment, whichever comes first.
- 2.03 – Anchors by others.
- 2.05.C – Peerless standard design connection between bowls, column and head will be provided.
- 2.05.I.3 – Flow straightening vanes are not included on cans this size.
- 2.05.I.4 – Peerless standard design vortex suppression basket will be provided.
- 2.06 – Vibration testing to be done in the field by TEE.
- 2.10 – Appurtenances by others.
- 2.11 – Motors per attached vendor data.
- 2.12 – Controls by others.

PLEASE NOTE:

1. We do not include sales tax, pressure gauges, anchor bolts, wire, cable, conduit, installation, hook-up, field testing, control panels or any other accessories or other ancillary items which are not specifically called out in this scope of supply.
2. Under no circumstances will Tom Evans Environmental, Inc. or its suppliers be liable for any incidental, consequential, liquidated, special or late delivery damages whatsoever.
3. Payment terms are 100% net 30 days from delivery with any unpaid balance 30 days past due being subject to interest at 1-1/2% per month being added to the unpaid balance, with approved credit. Our price is based upon no retainage unless outlined otherwise. Our pricing is valid for your purchase commitment within 30 days of the date of Offer.
4. Pricing is based upon Tom Evans Environmental, Inc.'s and the manufacturer's Standard Terms and Conditions for Sale. Copies of these documents are available for your review and reference. No other terms or conditions of sale will apply unless accepted in writing by an officer of the Company.
5. Please understand that the following milestones are estimates only, based upon market conditions existing at the time of this offering and are subject to revision.

- |    |                                  |  |
|----|----------------------------------|--|
| a. | <u>Submittal Data Available:</u> | 16 Weeks After Receipt of Purchase Order.        |
| b. | <u>Production of Equipment:</u>  | 38 Weeks After Receipt of Approved Submittals. * |
| c. | <u>Shipment of Equipment:</u>    | 2 Weeks after Receipt of Approved Test Curves.   |

*\* Does not include engineer/contractor review period of test curves*

6. Pricing is valid for 30 days from the date on this offer. Market pricing fluctuates due to the manufacturer's material suppliers and accordingly, after the expiration of this offer, we reserve the right to adjust pricing in response to market influences.
7. Startup shall be conducted by a TEE field service technician for a period of 3 days and shall demonstrate proper installation and complete installation/operation of all monitoring interfaces. Vibration readings will be taken at this time.

Submittals are provided for your review and approval to ensure that you, our customer, can be sure that we have the correct perception of what is required for the project. They are forwarded to you for your agreement that the equipment and configuration offered is correct. Any order you provide us for equipment will be contingent upon your approval of provided shop drawings which, when approved, shall become the only specifications for the equipment manufactured for your project.

For more information concerning this, or if you have comments, please call us at: **813-614-4200**. We look forward to working with you on your project and we will do a great job for you.

Sincerely,

Mark VanDyke



## Offer to Sell

Project name	JEA Nassau WRF- DIW PS	Quote Number / ID	1808781
Customer	Haskell, Inc.	Model / Stages	M12LD/LC / 4
Tag Number	Revised 4-27-23	Flow, rated	695 USgpm
Customer ref. / PO		Differential head / pressure, rated	272.0 ft
		Speed, rated	1775 rpm

--	--	--	--

## Pump

Qty	Description
3	<p><b>M12LD/LC</b></p> <p><b>Bowl Assembly</b></p> <p>Pump Type: New Pump</p> <p>Bowl Size: M12LD</p> <p>Number of Stages: 4 stage</p> <p>Materials of Construction: Materials (Cast Iron, Alum Bronze)</p> <p>Bowl Material: Cast Iron</p> <p><b>Bowl Configuration (Connection)</b></p> <p>Top Bowl (Discharge Connection): Flanged Discharge</p> <p>Suction: Bell Suction</p> <p>Line Shaft Bowl Adder: Open Line Shaft (OLS)</p> <p>Shaft, Pump: 1 1/2 inch</p> <p>Pump shaft material (Bowl Shaft): 416 Stainless Steel</p> <p>Efficiency: Premium Efficiency</p> <p>Impeller Wear Rings: 316 Stainless Steel</p> <p>Bowl Wear Rings: NAB C958</p> <p>Suction Accessory: Vortex Suppressor</p> <p>Suction Accessory - Material: 316 Stainless Steel</p> <p>Lateral Travel in Bowl Assembly: Standard</p> <p>Bowl Bearing Materials: Standard (Bronze/Rubber)</p> <p>Impeller Balance: Dynamic (two plane) Balance</p> <p>Dry Pit Application: No</p> <p>Impeller Fastening: 316 Stainless Steel (lock collets)</p> <p>Bowl Bolting: 316 Stainless Steel</p> <p><b>Column / Line Shaft / Coupling</b></p> <p>Column Material: Steel</p> <p>Column Pipe Design: Flanged</p> <p>Column Diameter: 8 inch</p> <p>Column Pipe: 5 Ft Bearing Spacing</p> <p>Column Fastener Material: 316 Stainless Steel</p> <p>Bottom Taper Section: No</p> <p>Line Shaft Lubrication: Product Lubrication</p> <p>Line Shaft Sleeves: None</p> <p>Line Shaft Material: 416 SS</p> <p>Line Shaft Coupling Design: Threaded Coupling</p> <p>Line Shaft Coupling Material: 316 SS</p> <p>Bearing Retainer: Drop In</p> <p>Line Shaft Bearing Material: Vesconite Hilube</p> <p>Top Shaft Diameter: 1 3/16 inch</p> <p>Top Shaft Material: 416 SS</p>



## Pump

Qty	Description
	<p><b>Column Assembly</b></p> <p>OLS Flanged Column 8 inch / 1.1875 inch Shaft / 5 Ft Bearing Spacing, Length Base to Bowl 107 inch</p> <p>Column Bottom: (1) OLS Flanged Column 8 inch, Length 60 inch, Steel</p> <p>Column Top: (1) OLS Flanged Column 8 inch, Code Length to Base 47 inch, Steel</p> <p><b>Shaft Group of Column</b></p> <p>Shaft, Line, Bottom: (1) Threaded, D = 1.1875 inch, L = 60 inch, 416 SS</p> <p>Shaft, Line, Top: (1) Threaded, D = 1.1875 inch, L = 66.97 inch, 416 SS</p> <p><b>Discharge Head</b></p> <p>Discharge Head Assembly: 8x8x12FRA16</p> <p>Discharge Head Flange Rating: 150#</p> <p>Discharge Head Material: Fabricated Steel</p> <p>Discharge Location: Above Base (floor)</p> <p>Line Shaft Construction: Open Line Shaft (OLS)</p> <p>Sealing Type: Mechanical Seal</p> <p>Mechanical Seal: John Crane 5610 Carbon/Silicon Carbide</p> <p>Carbon Steel VSS Coupling: Spacer (Flanged with Spacer)</p> <p>Column to Discharge Head Fastener Material: 316 Stainless Steel</p> <p>Head Base Diameter: 16 in.</p> <p>Sole Plate: Steel</p> <p>Stuffing Box Bearing Material: Standard (Bronze)</p> <p><b>Driver</b></p> <p>Driver Supplied By: Factory</p> <p>Efficiency: Premium</p> <p>Motor (Design Types): NEMA</p> <p><b>Adapter</b></p> <p>Adapter Required: Yes</p> <p>Adapter Applied: Single Plate Motor Adapter 1 in. height Steel</p> <p><b>Coating / Painting Systems</b></p> <p>System: Class I Coating System per Section 510, page 1 (default Tnemec 21)</p> <p>Outside Bowl Assembly: Class I Coating System</p> <p>Inside Bowl Assembly: Standard Coating: Glass or Scotchkote 134</p> <p>Outside Column: Class I Coating System</p> <p>Inside Column: Class I Coating System</p> <p>Outside Discharge Head: Class I Coating System</p> <p>Inside Discharge Head: Class I Coating System</p> <p><b>Testing</b></p> <p>Tolerance Type: Hyd Ins 14.6 Unilateral (1U)</p> <p><b>Performance Tests</b></p> <p>Factory Performance Test - Non Witness</p> <p>Guarantee Bowl Efficiency :</p> <p>Non Overloading Motor: Motor Nameplate</p> <p>Performance Test Data Sheets</p> <p>Test Curve For Approval - submitted for customer approval (stop/hold of production)</p> <p>Test With Customer Driver - Non Witness</p> <p>Mechanical Run Test - Non Witness</p> <p>Hydrostatic Pressure Tests</p> <p>Factory Hydrostatic Pressure Test (bowl) - Non-Witness</p> <p>Hydrostatic Pressure Test at Vendor's Facility (column) - Non Witness</p> <p>Hydrostatic Pressure Test at Vendor's Facility (discharge head) - Non Witness</p> <p><b>Assembly / Match Marking / Shipping</b></p> <p>Factory Assembly for Shipment: Factory Assembled</p>





## Pump

Qty	Description
	<b>Drawings, Curves, and Instructions</b> Project Management: Project Manager Engineering Data Seismic Calculation - Standard Peerless Factory Calculations Shaft Critical Calculation with Report Torsional Analysis

## Motor

Qty	Description
3	<b>Driver</b> Motor: Motor-electric, 75hp, 1784rpm, 575/460/230/200V, 3Ph, 60Hz, 365VP, VSS, TEFC, PremEff., Modified, USEM,

## No Group

Qty	Description
1	*ADDER for 24/30 month warranty *ADDER for 316ss impellers *ADDER for spare parts: 1 set impeller WR, 1 set bowl WR, 2 sets bowl and lineshaft bearings, 1 shaft coupling, 2 sets gaskets and o-rings, i mech seal *ADDER for Coated Suction cans *Provide short column and shaft connection that can be removed for future additional stage. *ADDER for column and head welds to be Dye Pen tested at vendor location *ADDER for TEE head design on discharge head *Peerless Project Manager will take hardness readings of bowls during testing *ADDER for 2nd run of calcs for future design.

## Commercial

Qty	Description
1	Incoterms 2020: FCA FOB Named Place: Nassau WRF



## Pump Performance Datasheet

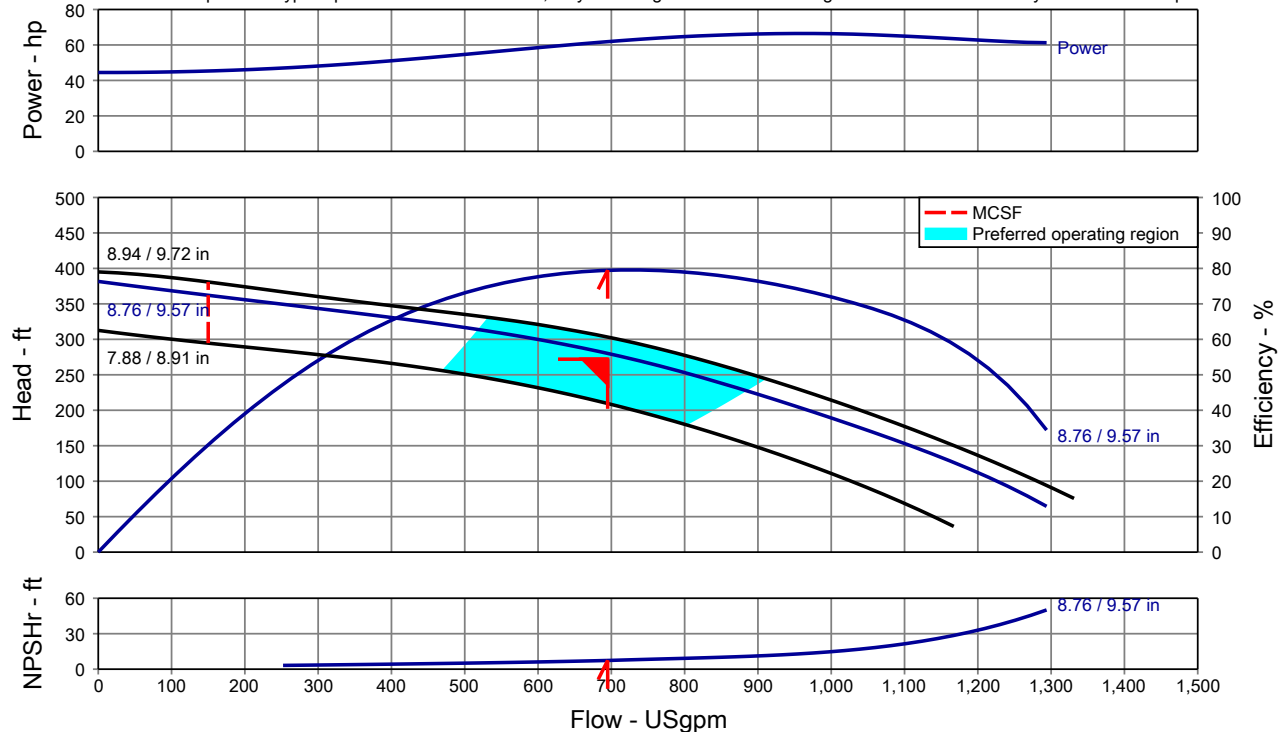
Customer	: Haskell, Inc.	Quote Number / ID	: 1808781
Customer ref. / PO	:	Peerless Model	: M12LD/LC
Tag Number	: Revised 4-27-23	Stages	: 4
Service	:	Based on curve number	: M12L DLC-4605509 Rev Mar 2014
Quantity	: 3	Date last saved	: 27 Apr 2023 6:45 PM
Operating Conditions		Liquid	
Flow, rated	: 695 USgpm	Liquid type	: Cold Water
Differential head / pressure, rated (requested)	: 272.0 ft	Additional liquid description	:
Differential head / pressure, rated (actual)	: 283.3 ft	Solids diameter, max	: 0.00 in
Suction pressure, rated / max	: 0.00 / 0.00 psi.g	Solids concentration, by volume	: 0.00 %
NPSH available, rated	: Ample	Temperature, max	: 68.00 deg F
Site Supply Frequency	: 60 Hz	Fluid density, rated / max	: 1.000 / 1.000 SG
Performance		Viscosity, rated	: 1.00 cP
Speed, rated	: 1775 rpm	Vapor pressure, rated	: 0.34 psi.a
Impeller diameter, rated	: 8.76 / 9.57 in	Material	
Impeller diameter, maximum	: 8.94 / 9.72 in	Material selected	: Material Group, Standard
Impeller diameter, minimum	: 7.88 / 8.91 in	Pressure Data	
Efficiency (bowl / pump)	: 79.46 / 78.67 %	Maximum working pressure	: See the Additional Data page
NPSH required / margin required	: 7.4 / 0.0 ft	Maximum allowable working pressure	: See the Additional Data page
Ns (imp. eye flow) / Nss (imp. eye flow)	: 1,985 / 9,844 US Units	Maximum allowable suction pressure	: N/A
MCSF	: 150 USgpm	Hydrostatic test pressure	: See the Additional Data page
Head, maximum, rated diameter	: 381.6 ft	Driver & Power Data (@Max density)	
Head rise to shutoff (bowl / pump)	: 36.21 / 36.51 %	Motor sizing specification	: Max power (non-overloading)
Flow, best eff. point (bowl / pump)	: 726 / 723 USgpm	Margin over specification	: 0.00 %
Flow ratio, rated / BEP (bowl / pump)	: 95.73 / 96.06 %	Service factor	: 1.15
Diameter ratio (rated / max)	: 98.07 %	Power, hydraulic	: 49.2 hp
Head ratio (rated dia / max dia)	: 92.39 %	Power (bowl / pump)	: 61.9 / 62.3 hp
Cq/Ch/Ce/Cn [ANSI/HI 9.6.7-2010]	: 1.00 / 1.00 / 1.00 / 1.00	Max power (non-overloading)	: 67.0 hp
Selection status	: Acceptable	Nameplate motor rating	: 75.0 hp / 55.9 kW

Bowl performance. Adjusted for construction and viscosity.

The duty point represents the head at the bowl.

Performance based on test acceptance - Hyd Ins 14.6 Unilateral (1U)

Performance curve represents typical performance. When tested, only the design flow and head are guaranteed. Contact factory for additional requirements.





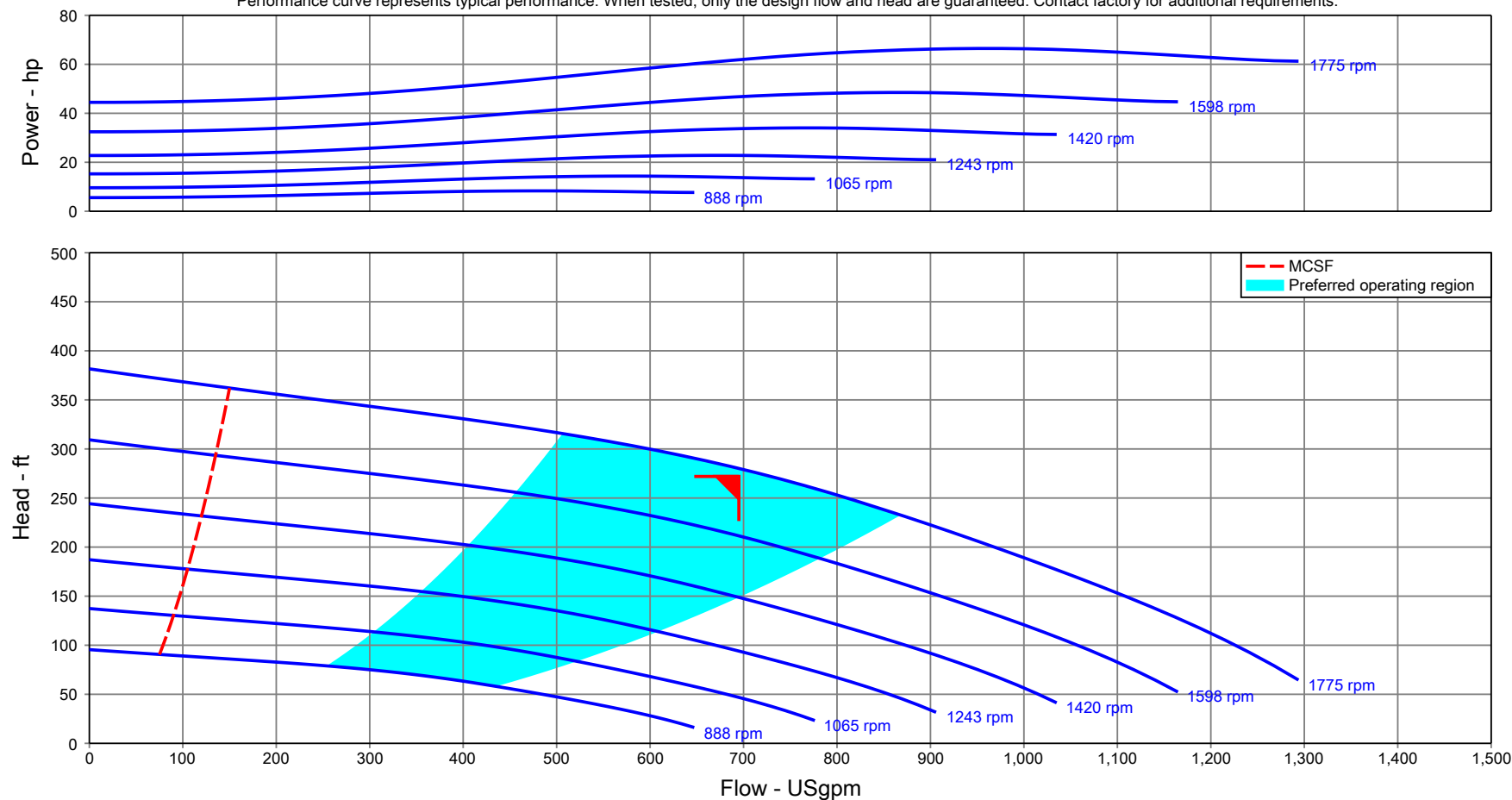
## Multi-Speed Performance Curve

Bowl performance. Adjusted for construction and viscosity.

The duty point represents the head at the bowl.

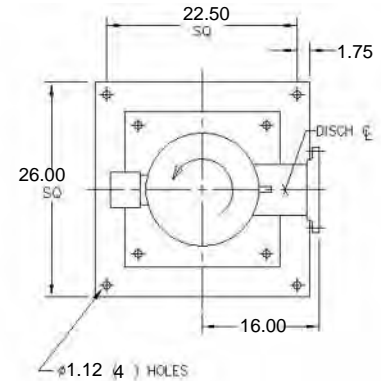
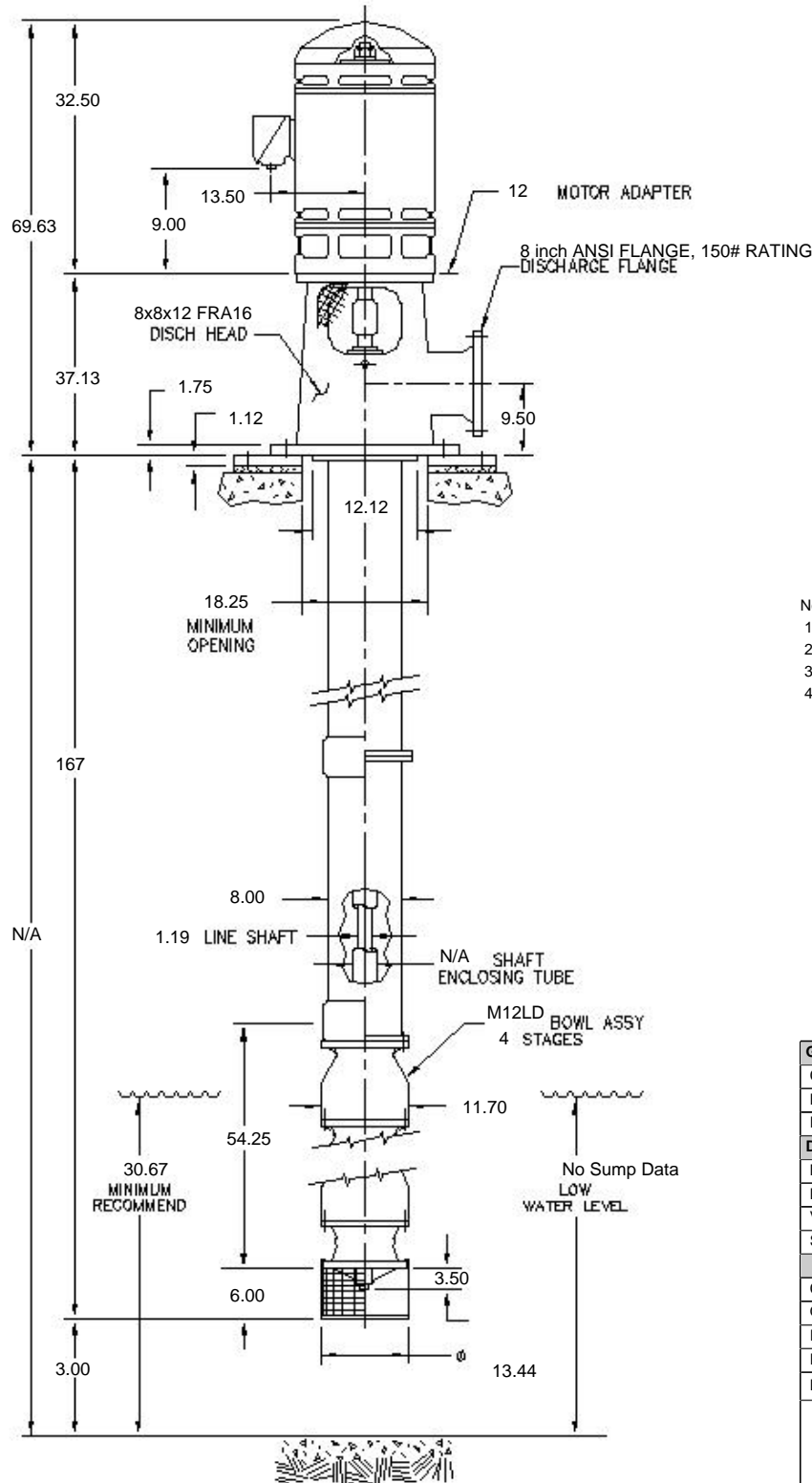
Performance based on test acceptance - Hyd Ins 14.6 Unilateral (1U)

Performance curve represents typical performance. When tested, only the design flow and head are guaranteed. Contact factory for additional requirements.



Project name	: JEA Nassau WRF- DIW PS	Tag Number	: Revised 4-27-23	Speed, rated	: 1775 rpm
Commissioned	:	Service	:	Flow, rated	: 695 USgpm
Representative	:	Peerless Model	: M12LD/LC	Differential head / pressure, rated	: 272.0 ft
Customer	: Haskell, Inc.	Quantity	: 3	Fluid density, rated / max	: 1.000 / 1.000 SG
Customer ref. / PO	:	Quoted By (Sales Office)	: TOM EVANS	Viscosity	: 1.00 cP
Quote Number / ID	: 1808781		ENVIRONMENTAL INC	Cq/Ch/Ce/Cn [ANSI/HI 9.6.7-2010]	: 1.00 / 1.00 / 1.00 / 1.00
Date last saved	: 27 Apr 2023 6:45 PM	Quoted By (Sales Engineer)	: Mark VanDyke	Based on curve number	: M12LDLC-4605509 Rev
		Stages	: 4		Mar 2014

# General Arrangement Drawing



## Notes

1. Unless otherwise specified, dimensions are in inches
2. Baseplate requires support on all sides.
3. Read instructions before beginning pump assembly or installation.
4. Drawing is preliminary until certified by factory.

APPROXIMATE DRY WEIGHT	
Driver	920 lb
Discharge Head	391 lb
Column / Shaft	312 lb / 50 lb
Bowl Assembly	650 lb
Total	2,322 lb

GENERAL DATA			
Capacity	695 USgpm	Liquid	Cold Water
Head	272.0 ft	Specific Gravity	1.000 SG
Pump Speed	1775 rpm		
DRIVER DATA			
MFGR	-	Shaft Type	OLS
Hp	75.0 hp	Enclosure / Type	TEFC
Volt / Ph / Hz	460 / 3 / 60 Hz	Frame / Model	365VP
Service Factor	1.15		
Customer Name: Haskell, Inc.			
Quote No: 1808781			
Item No. Revised 4-27-23			
Project: JEA Nassau WRF- DIW PS			
Date: 27 Apr 2023 6:45 PM			



1808781-Revised 4-27-23

**BARREL DESIGNER**

Latest Revision - 3/25/10

JEA Nassau  
(Without Future Accommodation)

(USE OF VORTEX SUPPRESSOR ASSUMED)

ENTER DATA IN WHITE SPACES ONLY

HEAD TYPE

☐ STD HEAD☒ TEE HEAD

FLOW RATE

695 gpm

SHUTOFF HEAD (bowl)

342.0 ft.

BOWL MODEL

M12LD ▼

STAGES

4

PUMP NPSHR @max flow

43 ft.

TOP OF BARREL TO SUCTION FLG  
CENTERLINE DIMENSION

15.625 in.

NPSHA @ SUCTION FLG INLET

43 ft.

COLUMN DIA (10 ft/s max recommended)

6.0 ▼

8.22 ft/s column velocity

OK

COLUMN TYPE

☐ T & C☒ FLG'D

SUCTION DIA (6 ft/s max inlet velocity)

8.0 ▼

4.46 ft/s inlet velocity

OK

BARREL DIA (5 ft/s max barrel velocity)

16.0 ▼

3.00 ft/s barrel velocity  
@Bowl OD

OK

BARREL LENGTH (outside to outside)

73.0

72.25 in. minimum

OK

OVERALL PUMP LENGTH (top of barrel to bottom of vortex suppressor) = 68.0 in.

BARREL HYDRAULIC LOSS = 0.8 ft.

(Use as a guide only. Special circumstances may require variations from the recommendations above.)

**BARREL DESIGNER**

Latest Revision - 3/25/10

JEA Nassau  
(Future Accommodation)

(USE OF VORTEX SUPPRESSOR ASSUMED)

ENTER DATA IN WHITE SPACES ONLY

HEAD TYPE

☐ STD HEAD☒ TEE HEAD

FLOW RATE

695 gpm

SHUTOFF HEAD (bowl)

342.0 ft.

BOWL MODEL

M12LD ▼

STAGES

5

PUMP NPSHR @max flow

43 ft.

TOP OF BARREL TO SUCTION FLG  
CENTERLINE DIMENSION

15.625 in.

NPSHA @ SUCTION FLG INLET

43 ft.

COLUMN DIA (10 ft/s max recommended)

6.0 ▼

8.22 ft/s column velocity

OK

COLUMN TYPE

☐ T & C☒ FLG'D

SUCTION DIA (6 ft/s max inlet velocity)

8.0 ▼

4.46 ft/s inlet velocity

OK

BARREL DIA (5 ft/s max barrel velocity)

18.0 ▼

1.78 ft/s barrel velocity  
@Bowl OD

OK

BARREL LENGTH (outside to outside)

84.0

83.75 in. minimum

OK

OVERALL PUMP LENGTH (top of barrel to bottom of vortex suppressor) = 79.0 in.

BARREL HYDRAULIC LOSS = 0.5 ft.

(Use as a guide only. Special circumstances may require variations from the recommendations above.)



# Quotation

NIDEC MOTOR  
CORPORATION 4332 Tacoma  
Avenue  
Fort Wayne, IN 46807

**Date** : April 25, 2023  
**Customer** : Peerless Pump  
**Attention** :  
**Reference** : JEA NASSAU REGIONAL WRF

**Expiration Date** : May 25, 2023  
**Quote Number** : 23DLC0414A  
**Issued By**

CURRENT	PHASE	CYCLES	VOLTS
AC	3	60	Item A: 460

ITEM	QTY	HP	FRAME	SPEED	TYPE	NET EACH	EXT NET
A	3	75	365VP	1800	TVC14		

## DESCRIPTION:

Item A:

- NEMA Vertical Solid Shaft High Thrust
- TEFC Enclosure
- Random Wound
- 1.15 Service Factor on Sine Wave Power
- 1.00 Service Factor on VFD Power
- Class "H" Insulation
- Insulife 2000 Insulation System
- 3300 Ft.(1000 M) Altitude
- +40 C Ambient
- Premium Efficiency
- Vertical Centrifugal Pump Application
- 16.5 Base Diameter (Inches)
- Non-Reverse Ratchet
- 5600 Pricebook Thrust Value (lbs)
- 3000 lbs Customer Down Thrust
- 5000 lbs Customer Shutoff Thrust
- Inverter Duty NEMA MG1 Part 31 Variable Torque
- 10:1 Speed Range
- Temperature Rise (Sine Wave): 80 C Rise @ 1.0 Service Factor (by Resistance)
- NEMA Design "B"
- KVA Code Letter G
- DOL and VFD Start
- Continuous Duty
- 95.4 % Full Load Efficiency,
- Typical Efficiency
- Driven Load Inertia: NEMA
- Standard Load Inertia: 338 LB-FT2
- Starts Per Hour: 2 Cold/1 Hot (NEMA Standard)
- 100,000 Hours L-10 Brg. Life
- Brass Drain - Lower Bracket
- Corro-Duty
- Counter CW Rotation FODE
- Grease Fittings/Press. Drains
- Insulated Bearings- Both Brackets
- Ground Lug In Conduit Box
- Aegis Ground Ring (SGR)
- 115 Volt Space Heaters
- Special Balance
- Special Paint or Primer
- Winding RTD's-100 Ohm,3 Lead
- Std. Oversized- Std. Const. Conduit Opening Size (AA): 3
- 1 Conduit Opening
- Bottom Of Conduit Box
- Lead Positioning Gasket
- Tnemec, World Motor Gray Epoxy
- 13 Mills
- Q-1 Accessory Outlet Box
- Accessory C/B 1 Info: .
- Cast Iron Box
- Opposite Side of Main O/B
- 1" NPT Conduit Opening
- With Terminal Board
- Short Commercial Test - Unwitnessed
- Submittal Requirements: .
- Certified Dimension Print
- Performance Data
- Nameplate Data
- Wiring (Connection) Diagram
- Instruction Manual
- Parts List
- Rotor Inertia
- Recommended Spare Parts
- Bearing Life Calculation
- Speed Vs. Torque & Amps Curve
- Performance Curves (Vs. HP)
- Paint Specification
- Test Reports

**Optional adder:**

**MECR - Lateral Data, Rotor Detail, Shaft Print & Mass Elastic (Torsional) Data Technical →**

→



† All non-Nidec Motor Corporation marks shown within this document are properties of their respective owners.

\* Nidec trademarks followed by the ® symbol are registered with the U.S. Patent and Trademark Office



## Award# 5 02/01/2024 Supporting Documents

Quote comments:

## Section 43 24 11

1	[EXCEPTION]	1	Only Section 43 24 11 and 26 05 60 were provided, taking exception to other documents mentioned on this specification
2	[EXCEPTION]	1.04.B.14	Field test, startup reports and signed pump curves shall be by others.
3	[CLARIFICATION]	1.09	Lateral analysis data and Mass elastic data for the motor is available for an additional fee, adder is provided. FEA shall be by others.
4	[CLARIFICATION]	1.10.C	Warranty shall be as Nidec's standard terms
5	[CLARIFICATION]	1.11.B	Sizing of the motor is by others.
6	[EXCEPTION]	2.05.B.7	Motor coupling shall be by others.
7	[CLARIFICATION]	2.11.C	Motor range of speed is up to 10:1
8	[CLARIFICATION]	2.11.C	Space heater shall be 115V as Nidec's standard.
9	[CLARIFICATION]	2.11.C	Service factor shall be 1.15 according to email RFQ.
10	[CLARIFICATION]	2.11.C	Motors come in with VPI-2000 Insulation Treatment, which consists of two cycles of vacuum pressure impregnation, with 100% solid Epoxy resins. Meets NEMA definition for water resistant winding per NEMA MG1-1.27.1.
11	[EXCEPTION]	2.12	By others
12	[EXCEPTION]	2.13	Special tools and spare parts shall be by others.
13	[CLARIFICATION]	2.14.B	Motor shall have 304 stainless steel nameplates with 316 stainless steel pins and laser etched markings.
14	[EXCEPTION]	Part 3	By others
15	[CLARIFICATION]	3.02	Nidec offers limited / start-up services at an additional charge. Please refer to the Technical Service/Start up Service rates for reference.

## Section 26 05 60

1	[EXCEPTION]	1	Only Section 43 24 11 and 26 05 60 were provided, taking exception to other documents mentioned on this specification
2	[CLARIFICATION]	1.02 / 2.02.A	Motor will be designed, built, and tested in accordance with NEMA MG1.
3	[CLARIFICATION]	1.03 / 1.04	Standard certified drawing and spare part list shall be provided with submittals. List of submittals that shall be provided can be reviewed on the description of the quoted motor.
4	[CLARIFICATION]	1.04.D	Drawing with dimensions shall be for the motor only.
5	[CLARIFICATION]	1.04.D.18	Insulation description will be included in this quotation. Motors come in with VPI-2000 Insulation Treatment, which consists of two cycles of vacuum pressure impregnation, with 100% solid Epoxy resins. Meets NEMA definition for water resistant winding per NEMA MG1-1.27.1.
6	[CLARIFICATION]	1.04.D.19	Speed vs torque curve of the motor shall be provided, if superimposed curve with driven equipment data is required, please provide pump's speed/torque curve and inertia for our engineering evaluation on the motor.
7	[CLARIFICATION]	2.02.B.1	Motor is built per NEMA Design B.
8	[CLARIFICATION]	2.02.B.2	Nidec / U.S. Motors standard voltage for 480-volt systems is 460 volts, which can work with a variation up to +-10%. Adders will apply if a true 480-volt name plated motor is required.
9	[EXCEPTION]	2.02.B.3	Drawing not provided for review.
10	[CLARIFICATION]	2.02.B.7	Motors are vertical solid shaft per request.
11	[EXCEPTION]	2.02.C.1	Sizing of motors shall be done by others.
12	[CLARIFICATION]	2.02.D.1	Motors come in with VPI-2000 Insulation Treatment, which consists of two cycles of vacuum pressure impregnation, with 100% solid Epoxy resins. Meets NEMA definition for water resistant winding per NEMA MG1-1.27.1. No additional overcoat coat treatment will be added.
13	[CLARIFICATION]	2.02.D.2	Exception to Insulation submerged testing to be done by others. Motor windings shall have VPI-2000 and not sealed insulated
14	[CLARIFICATION]	2.02.D.3	Motors meet KVA Code G.
15	[CLARIFICATION]	2.02.E.1	Motor shall have 304 stainless steel nameplates with 316 stainless steel pins and laser etched markings.
16	[EXCEPTION]	2.02.F.5	Motor sizing shall be done by others.
17	[CLARIFICATION]	2.02.F.5	Quoted motor is suitable to operate at 3300 ft. (1000 M) Altitude with +40 °C Ambient Temperature. If a higher altitude/ambient is required, please advise and ask for a re-quote. Frame and price are subject to change.
18	[CLARIFICATION]	2.02.F.6	Nidec is assuming is a direct connected load, if belted application is required, additional information is required to ensure bearing life.
19	[CLARIFICATION]	2.02.G.1	Exception zinc chromate. Motors shall have epoxy coating according to Section 43 24 11, safety datasheet is required on special paint requirement and shall be forwarded to the plant prior to quotation.
20	[CLARIFICATION]	2.02.G.6	2 drains are not available. Motor shall have a brass drain on the lower bracket.
21	[CLARIFICATION]	2.02.G.6	External ventilation through a separately cooled fan motor was not requested, if needed, please ask for a requote.



† All non-Nidec Motor Corporation marks shown within this document are properties of their respective owners.


\* Nidec trademarks followed by the ® symbol are registered with the U.S. Patent and Trademark Office

## Award# 5 02/01/2024 Supporting Documents

22	[CLARIFICATION]	2.02.G.7/9	Standard space heater of 115V will be provided. Quoting RTD per email RFQ, both accessory leads will be brought out to a separate AC box. If these leads are required to terminate on the main conduit box, please ask for a requote.
23	[CLARIFICATION]	2.02.H.2	Nidec does not guarantee power factor as system details changes in the field. Guaranteed efficiency will be at full load only.
24	[CLARIFICATION]	2.02.H.2	Short commercial test is quoted according to 3.03.A.1.b.2, If Complete initial test is required, please ask for a requote. CIT is a test per IEEE Standard 112, method B, dynamometer test. This test consists of full-load heat run, percent slip, no-load current, full-load current, locked rotor current, lock rotor torque, breakdown torque (calculated), efficiency and power factor at 100%, 75%, and 50% full load, insulation resistance per IEEE Standard 43, winding resistance and high potential
25	[EXCEPTION]	3.01 / 3.02	By others
26	[CLARIFICATION]	3.03.A.1	Each hold or inspection point is available for a fee. If witness testing is required, please advise Nidec for re-quote. Customer can view areas in the plant pertinent to their product. Note, not all areas of the plant can have visitors.
27	[EXCEPTION]	3.03.A.2	Field test by others.

## General Comments:

1. Quoting to sections listed above which are related to motors only. No other sections were supplied or quoted to.
2. Customer must confirm required direction of rotation at the time of order, Counter CW considered for this quote.
3. All auxiliary components, monitors, relays, wires & cables, external grounding, anchor bolts, couplings, anchorage, sole plates, bed plates, VFDs and other external controls are provided by others.
4. All referenced coordination, execution, field testing, motor sizing, delivery, preservation or protection, storage or handling, and seismic conditions to be done by others.
5. Prior to production release, orders aged over 90 days may be repriced to accommodate actual increased material and manufacturing costs.
6. Please note – Storage Fees: As per Nidec's Standard Terms and Conditions, Ordered Goods produced by Nidec in compliance with Purchase Order requirements which cannot be shipped solely due to customer missing information, such as but not limited to carrier arrangements, will be charged 10% of the P.O. value 5 business days after Nidec customer notification.
7. Production lead times listed below are only estimated at time of quote. Actual manufacturing lead time may vary depending on holiday time of the year and production schedules. Once motors are released for production, lead times will be provided for all motors within the order. If orders are released for production at time of order entry, scheduled dates will be provided at that time.
8. Submittals: 2 weeks from order entry/acceptance.



<https://go.bluevolt.com/USMOTORSUniversity/s/>

TERMS	ESTIMATED LEAD TIME	FREIGHT	F.O.B.
Net 60	Item A: 10 Weeks + Transit	Collect	Monterrey, NL

This Quotation and all related contacts and orders are subject to and governed exclusively by Nidec Motor Corporation's terms and conditions of sale, which are attached. All other terms and conditions are expressly disclaimed and rejected. By accepting this Quotation Customer expressly consents to Nidec Motor Corporation's terms and conditions of sale attached.



† All non-Nidec Motor Corporation marks shown within this document are properties of their respective owners.

\* Nidec trademarks followed by the ® symbol are registered with the U.S. Patent and Trademark Office



## EPOXOLINE SERIES 21

## PRODUCT PROFILE

<b>GENERIC DESCRIPTION</b>	Phenalkamine Epoxy
<b>COMMON USAGE</b>	High solids, immersion-grade coating offering exceptional build per coat for long-term corrosion resistance. For use on the interior and exterior of steel or concrete tanks, reservoirs, pipes, valves, pumps, and equipment, as well as other steel and concrete substrates. Specially formulated to meet the latest requirements for use in potable water applications.
<b>COLORS</b>	WH16 Off White, 35GR Black, 33GR Gray, 39BL Delft Blue, 1255 Beige. Note: Epoxies chalk with extended exposure to sunlight. Lack of ventilation, incomplete mixing, miscatalyzation or the use of heaters that emit carbon dioxide and carbon monoxide during application and initial stages of curing may cause yellowing to occur. Important: Due to the product's curing agent chemistry, color variations can be pronounced. However, these changes in color are aesthetic only and will not affect performance or certifications. Contact your Tnemec representative for more information.
<b>SPECIAL QUALIFICATIONS</b>	<p>Certified by NSF International in accordance with NSF/ANSI/CAN Std. 61 and the extraction requirements of NSF/ANSI/CAN 600. Series 21 is qualified for interior use on tanks and reservoirs, pipes, fittings, valves and pumps. Reference Tnemec's certified product listing at <a href="http://www.nsf.org">www.nsf.org</a> for additional details.</p> <p>Conforms to AWWA D102 Inside Systems No. 1, 2, 5 and 6.</p> <p>A two-coat and three-coat system of Series 21 meets the requirements of AWWA C550 Protective Interior Coatings for Valves and Hydrants. Contact your Tnemec representative for more information.</p>

## COATING SYSTEM

<b>PRIMERS</b>	Steel: Self-priming, Series 1, L69, L69F, N69, N69F, 91-H <sub>2</sub> O, 94-H <sub>2</sub> O, 98-H <sub>2</sub> O, L140, L140F, N140, N140F, 394 Concrete: Self-priming, Series L69, L69F, N69, N69F, L140, L140F, N140, N140F, 215, 218. CMU: Self-priming or Series 215 Note: The following maximum recoat times apply: itself, 30 days; Series L69, N69, nine months; Series 1, L140, N140, 12 months.
<b>TOPCOATS</b>	Series 21, 72, 73, 406, 1094, 1095, 1096. Note: A 30 day maximum recoat time applies when topcoating with itself and Series 72, 73, 406. A 9 month maximum recoat time applies when topcoating with Series 1094, 1096. A 12 month maximum recoat time applies when topcoating with Series 1095.

## SURFACE PREPARATION

<b>PRIMED STEEL</b>	Immersion Service: Scarify the Series L140, L140F, N140, N140F prime coat surface by brush-blasting with fine abrasive before topcoating if it has been exterior exposed for 30 days or longer and 21 is the specified topcoat. Non-Potable, Immersion Service: Scarify the Series L69, L69F, N69, N69F prime coat surface by brush-blasting with fine abrasive before topcoating if it has been exterior exposed for 30 days or longer and 21 is the specified topcoat.
<b>STEEL</b>	Immersion Service: SSPC-SP10/NACE 2 Near-White Blast Cleaning with a minimum angular anchor profile of 2.0 mils. Non-Immersion Service: SSPC-SP6/NACE 3 Commercial Blast Cleaning with a minimum angular anchor profile of 2.0 mils. Note: Abrasive blast cleaning generally produces the best coating performance. If conditions will not permit this, Series 21 may be applied to SSPC-SP2 or SP3 Hand or Power Tool Cleaned surfaces.
<b>CAST/DUCTILE IRON</b>	All external surfaces of ductile iron pipe and fittings shall be delivered to the application facility without asphalt or any other protective lining on the exterior surface. All oils, small deposits of asphalt paint, grease, and soluble deposits should be removed and uniformly abrasive blasted using angular abrasive in accordance with NAPF 500-03-04: External Pipe Surface condition. When viewed without magnification, the exterior surfaces shall be free of all visible dirt, dust, loose annealing oxide, rust, mold coating and other foreign matter. Any area where rust reappears before application shall be reblasted. The surface shall contain a minimum angular anchor profile of 1.5 mils (38.1 microns) (Reference NACE RP0287 or ASTM D 4417, Method C).
<b>CONCRETE</b>	Allow new cast-in-place concrete to cure a minimum of 28 days at 75°F (24°C). Verify concrete dryness in accordance with ASTM F 1869 "Standard Test Method for Measuring Moisture Vapor Emission Rate of Concrete Subfloor Using Anhydrous Calcium Chloride" (moisture vapor transmission should not exceed three pounds per 1,000 square feet in a 24 hour period), F 2170 "Standard Test Method for Determining Relative Humidity in Concrete using in situ Probes" (relative humidity should not exceed 80%), or D 4263 "Standard Test Method for Indicating Moisture in Concrete by the Plastic Sheet Method" (no moisture present). Prepare concrete surfaces in accordance with NACE No. 6/SSPC-SP13 Joint Surface Preparation Standards and ICRI Technical Guidelines. Abrasive blast, shot-blast, water jet or mechanically abrade concrete surfaces to remove laitance, curing compounds, hardeners, sealers and other contaminants and to provide a minimum ICRI-CSP 3 surface profile. Large cracks, voids and other surface imperfections should be filled with a recommended filler or surfacer.
<b>ALL SURFACES</b>	Must be clean, dry and free of oil, grease, chalk and other contaminants.

## TECHNICAL DATA

<b>VOLUME SOLIDS</b>	82% ± 2.0% (mixed) †
<b>RECOMMENDED DFT</b>	4.0 to 20.0 mils (100 to 510 microns). Note: Thickness requirements will vary with substrate, application method and exposure. Contact your Tnemec representative.

## EPOXOLINE | SERIES 21

## CURING TIME

Temperature	To Handle	To Topcoat	Potable Water Immersion
90°F (32°C)	2 hours	4 hours	7 days
75°F (24°C)	3 hours	5 hours	7 days
65°F (18°C)	5 hours	9 hours	8 days
55°F (13°C)	12 hours	18 hours	9 days
45°F (7°C)	20 hours	24 hours	13 days
40°F (4°C)	22 hours	28 hours	18 days
35°F (2°C)	64 hours	72 hours	30 days

Curing time varies with surface temperature, air movement, humidity and film thickness. Note: Maximum recoat time with itself is 30 days.

## VOLATILE ORGANIC COMPOUNDS

Unthinned: 1.20 lbs/gallon (144 grams/litre)  
Thinned 10% (No. 88 Thinner): 1.69 lbs/gallon (203 grams/litre) †

## HAPS

Unthinned: 1.14 lbs/gal solids  
Thinned 10% (No. 88 Thinner): 1.79 lbs/gal solids

## THEORETICAL COVERAGE

1,315 mil sq ft/gal (31.5 m<sup>2</sup>/L at 25 microns). See APPLICATION for coverage rates. †

## NUMBER OF COMPONENTS

Two: Part A (epoxy) and Part B (amine)

## MIXING RATIO

By volume: Two (Part A) to one (Part B)

## PACKAGING

	Part A	Part B	When Mixed
Large Kit	2-5 gallon pails	1-5 gallon pail	15 gallons (56.8 L)
Medium Kit	1-6 gallon pail (partially filled)	1-3 gallon pail (partially filled)	5 gallon (18.9 L)
Small Kit	1-1 gallon can (partially filled)	1-1 gallon can (partially filled)	1 gallon (3.79 L)

## NET WEIGHT PER GALLON

12.91 ± 0.25 lbs (5.86 ± 0.11 kg) †

## STORAGE TEMPERATURE

Minimum 20°F (-7°C) Maximum 110°F (43°C)  
Prior to application, the material temperature should be above 60°F (16°C). It is suggested the material be stored at this temperature at least 48 hours prior to use.

## TEMPERATURE RESISTANCE

(Dry) Continuous 250°F (121°C) Intermittent 275°F (135°C)

## SHELF LIFE

12 months at recommended storage temperature.

## FLASH POINT - SETA

Part A: 85°F (29°C) Part B: 134°F (57°C)

## HEALTH &amp; SAFETY

Paint products contain chemical ingredients which are considered hazardous. Read container label warning and Material Safety Data Sheet for important health and safety information prior to the use of this product.  
Keep out of the reach of children.

## APPLICATION

## COVERAGE RATES

	Dry MILS (Microns)	Wet MILS (Microns)	Sq Ft/Gal (m <sup>2</sup> /Gal)
Minimum	4.0 (100)	5.0 (125)	329 (30.5)
Maximum	20.0 (510)	24.0 (610)	66 (6.1)

Note: Maximum of 20.0 mils DFT in one coat. Allow for overspray and surface irregularities. Wet film thickness is rounded to the nearest 0.5 mil or 5 microns. Application of coating below minimum or above maximum recommended dry film thicknesses may adversely affect coating performance.

## MIXING

Mix the entire contents of Part A and Part B separately. Scrape all of the Part B into the Part A pail by using a flexible spatula. Use a variable speed drill with a PS Jiffy blade and mix the blended components for a minimum of two minutes. Apply the mixed material within pot life limits after agitation. Note: Both components must be above 50°F (10°C) prior to mixing. For optimum application properties, the material temperature should be above 60°F (16°C). For applications to surfaces between 35°F to 50°F (2°C to 10°C) allow mixed material to stand 30 minutes and restir before use. Note: A large volume of material will set up quickly if not applied or lessened in mass. Caution: Do not reseal mixed material. An explosion hazard may be created.

## THINNING

Caution: Do not add thinner to Part A prior to mixing with Part B. For air spray, airless spray, brush or roller, thin up to 10% or ¾ pint per gallon with No. 88 Thinner.

## POT LIFE

2 hours at 77°F (21°C) 1 hour at 90°F (32°C)

## SPRAY LIFE

1 hour at 77°F (21°C) 30 minutes at 90°F (32°C)

## APPLICATION EQUIPMENT

Air Spray

Gun	Fluid Tip	Air Cap	Air Hose ID	Mat'l Hose ID	Atomizing Pressure	Pot Pressure
DeVilbiss JGA	E	765 or 704	5/16" or 3/8" (7.9 or 9.5 mm)	3/8" or 1/2" (9.5 or 12.7 mm)	75-100 psi (5.2-6.9 bar)	10-20 psi (0.7-1.4 bar)

Low temperatures or longer hoses require higher pot pressure.

Airless Spray

Tip Orifice	Atomizing Pressure	Mat'l Hose ID	Manifold Filter
0.015"-0.025" (380-635 microns)	3000-4500 psi (207-310 bar)	1/4" or 3/8" (6.4 or 9.5 mm)	60 mesh (250 microns)

Use appropriate tip/atomizing pressure for equipment, applicator technique and weather conditions.

Roller: Roller application optional when environmental restrictions do not allow spraying. Use 3/8" or 1/2" (9.5 mm to 12.7 mm) synthetic woven nap covers.

Brush: Recommended for small areas only. Use high quality natural or synthetic bristle brushes.

## EPOXOLINE | SERIES 21

**SURFACE TEMPERATURE**

Minimum 35°F (2°C) Maximum 135°F (57°C)

The surface should be dry and at least 5°F (3°C) above the dew point. Note: For Series 21 cure capabilities below 35°F (2°C), contact Tnemec Technical Services.

**CLEANUP**

Flush and clean all equipment immediately after use with the recommended thinner or MEK.

† Values may vary with color.

WARRANTY & LIMITATION OF SELLER'S LIABILITY: Tnemec Company, Inc. warrants only that its coatings represented herein meet the formulation standards of Tnemec Company, Inc. THE WARRANTY DESCRIBED IN THE ABOVE PARAGRAPH SHALL BE IN LIEU OF ANY OTHER WARRANTY, EXPRESSED OR IMPLIED, INCLUDING BUT NOT LIMITED TO, ANY IMPLIED WARRANTY OF MERCHANTABILITY OR FITNESS FOR A PARTICULAR PURPOSE. THERE ARE NO WARRANTIES THAT EXTEND BEYOND THE DESCRIPTION ON THE FACE HEREOF. The buyer's sole and exclusive remedy against Tnemec Company, Inc. shall be for replacement of the product in the event a defective condition of the product should be found to exist and the exclusive remedy shall not have failed its essential purpose as long as Tnemec is willing to provide comparable replacement product to the buyer. NO OTHER REMEDY (INCLUDING, BUT NOT LIMITED TO, INCIDENTAL OR CONSEQUENTIAL DAMAGES FOR LOST PROFITS, LOST SALES, INJURY TO PERSON OR PROPERTY, ENVIRONMENTAL INJURIES OR ANY OTHER INCIDENTAL OR CONSEQUENTIAL LOSS) SHALL BE AVAILABLE TO THE BUYER. Technical and application information herein is provided for the purpose of establishing a general profile of the coating and proper coating application procedures. Test performance results were obtained in a controlled environment and Tnemec Company makes no claim that these tests or any other tests, accurately represent all environments. As application, environmental and design factors can vary significantly, due care should be exercised in the selection and use of the coating.

Tnemec Company, Inc. 6800 Corporate Drive Kansas City, Missouri 64120-1372 +1 816-483-3400 [www.tnemec.com](http://www.tnemec.com)

## TERMS & CONDITIONS OF SALE:

1. Neither Tom Evans Environmental nor the manufacturer(s) will be liable for damages of any kind, whether direct, consequential, incidental, special or liquidated.
2. Price does not include any gauges, gauge cocks, tools, lubricants, installation, anchor bolts, spare parts, start-up service or other items not specifically called out herein.
3. Price does not include any motor starters, controls or power factor correction devices other than as specially called out herein.
4. THE WARRANTY EXTENDED BY THE MANUFACTURER(S) IS IN LIEU OF ALL OTHER OBLIGATIONS, LIABILITIES OR WARRANTIES OF MERCHANTABILITY, FITNESS OR OTHERWISE, EITHER EXPRESS OR IMPLIED, BY FACT OR BY LAW, AND STATES OUR ENTIRE AND EXCLUSIVE LIABILITY AND BUYER'S EXCLUSIVE REMEDY FOR ANY CLAIM OF DAMAGES IN CONNECTION WITH THE SALE OR FURNISHING OF GOODS OR PARTS, THEIR DESIGN, SUITABILITY FOR USE, INSTALLATION OR OPERATION. WE FURTHER SPECIFICALLY EXCLUDE ANY EXPRESS OR IMPLIED WARRANTIES REFERENCE UNDER FLORIDA STATUTE #718.203. THERE ARE NO WARRANTIES WHICH EXTEND BEYOND THE DESCRIPTION ON THE FACE HEREOF.
5. **NOT INCLUDED:** Unless specifically set forth in the scope of the quotation, this offer *does not* include:
  - Start-up assistance or field services
  - Interconnecting wiring and/or conduit
  - Installation labor
  - Installation supervision
  - Motor control equipment
  - Motor starters or contactors
  - Power distribution equipment
  - Miscellaneous mechanical and mounting hardware
6. **FREIGHT:**
  - A. All prices are F.O.B. factory or suppliers' shipping point. Freight will be prepaid and included to the jobsite, *when so noted on our order acknowledgement or quotations.*
  - B. Title and Risk of Loss passes to CONSIGNEE (**trucking Company**) AT SHIPPING POINT.  
SELLER prepays freight charges.  
SELLER bears freight charges, *when so noted.*  
CONSIGNEE must file claims for loss or damage (if any).
  - C. Seller will not consider any claim for damage or shortage unless it is noted on the Bill of Lading at time of receipt. It is the responsibility of the CONSIGNEE to verify that all items contained on the Bill of Lading are received prior to accepting shipment.
7. **TAXES:**

The prices quoted are exclusive of, and Purchaser shall pay and make all returns for, any Federal, State or local sales, use, transfer or similar taxes applicable to the equipment and material once the same have been delivered as provided herein.
8. **VALIDITY OF PRICING:**

The prices stated herein are contingent upon receipt of a firm order, or letter of intent, in an acceptable form from Purchaser within thirty (30) days from the date of this offer, and Purchaser's willingness to accept delivery when the factory is prepared to ship. If a responsive, firm order is not received by the above date, Seller shall have the right to withdraw this quotation and to revise the prices and shipping dates provided herein.
9. **PAYMENT TERMS:**

Seller's payment terms are that all invoices are due upon receipt of invoice, with approved credit. Interest on the unpaid



balance at the rate of 1-1/2% per month, or the maximum permitted by law, whichever is less, will be added to all outstanding invoices which are not paid within thirty (45) days.

**10. DELIVERY:**

The shipping dates provided herein are based on Seller's current information as to availability of material and components and our best estimate as to dates on which we will be able to ship. These dates are subject to revision or postponement because of unavailability of material and components or because of events beyond our control.

If Purchaser requests postponement of previously agreed to shipping date(s), Seller may invoice the Purchaser, or then require payment for all of such equipment and material as is then ready for shipment; and, from and after the date that such equipment and material or any portion thereof is ready for shipment, any expenses or other charges incurred by Seller in regards to the same shall be at Purchaser's expense and Purchaser shall promptly pay any invoice rendered by Seller in regard thereto.

Shipment shall be made when the equipment is complete at the factory and tests are approved, without delays or storage requested due to space at the project site. The Factory cannot store manufactured equipment for any reason. It shall be the customer's responsibility to take receipt of any equipment when shipped to them.

**11. SERVICE:**

No start-up assistance or field services are included unless specifically called out in our offering. If so included, the Seller will furnish Field Service Engineer(s) as described in our proposal, at the time of start-up, to inspect the completed system, to advise in regard to placing the system in initial operation and to instruct operating personnel on the proper use of the equipment and material. The proper installation, start-up and operation of the system and any further changes to be made in the system, responsibility for servicing and all labor costs thereof, shall be the responsibility, under the control and at the risk of the Purchaser. At the time start-up service is requested, we ask you to be **completely** prepared, including where and as appropriate, the availability of power, water, flow, access, etc. so that start-up may proceed as anticipated. Any return trips to the site or additional time required as a result of failure to be so prepared, will be charged to the customer at the prevailing demand service rate.

If service additional to that provided for therein is required, Seller, if available, shall furnish at the expense of the Purchaser, competent Service Engineer(s) at Seller's then prevailing rates, plus travel and living expenses, to assist in additional service in regard to the equipment and material or in regard to equipment furnished by Purchaser. All charges in connection with such service shall be billed by the Seller and shall be due and bear interest at the Company's normal payment terms unless Seller shall require other payment terms and conditions.

**12. GENERAL:**

The descriptions, terms and conditions contained in this Proposal and the terms and conditions contained in the Manufacturer's Standard Terms (copy available), which are incorporated herein by reference, constitute the quotation of the Seller. To the extent that the descriptions, terms and conditions contained in the Proposal are inconsistent with the Manufacturer's Standard Terms, the Manufacturer's Standard Terms are modified by this description.

13. No order shall be deemed accepted by the Manufacturer until the Purchaser is notified of its acceptance by the Manufacturer. Tom Evans Environmental is not an agent or employee of the Manufacturer(s) and is not authorized to accept orders on its (their) behalf.
14. Any suit or proceeding brought by Purchaser to enforce this agreement, to resolve any dispute over its terms, or to sue for damages for its breach shall be brought only in a State or Federal court of appropriate jurisdiction in Hillsborough County, Florida. Purchaser expressly waives any objection that venue in Polk County, Florida, is inconvenient or improper.
15. In any suit or proceeding brought to enforce this agreement, to resolve any dispute over its terms or to sue for damages for its breach, the prevailing party shall recover a reasonable attorney's fee in addition to the costs of suit.





*Pump & Equipment*

*A Division of Tencarva Machinery Company*

**3524 Craftsman Boulevard, Lakeland, FL 33803**

**Phone (863) 665-7867 Fax (863) 667-2951**

**PROPOSAL/CONTRACT**

**TO:** Haskell

**DATE:** 5/10/23

**PROJECT:** JEA Nassau Canned Vertical Turbine Pumps

---

**Hudson Pump & Equipment agrees to sell to Purchaser and Purchaser agrees to purchase from Hudson Pump & Equipment the products as described below:**

**I. EQUIPMENT DESCRIPTION:**

**SECTION 43 24 11 – Canned Vertical Turbine Pumps**

Qty 3. Goulds Water Technology 12CLC – 5 stage Model VIT vertical turbine pump each rated 695 gpm @ 272' TDH and to include: 8" Fabricated steel discharge head with Chesterton 155 seal, cast iron bowl assembly with 316SS impellers, 416 SS shafting, coupling, 16in can assembly and a 75 HP VSS TEFC premium efficient motor with specified space heaters, thermostats, and shaft grounding ring

\* Includes dynamic load analysis, anchor bolt calculations, performance testing, and critical speed analysis.

\* The extended warranty period is from 24 months from start up or 30 months from shipment, whichever comes first.

\* Includes specified spare parts

**Vertical Turbine Can Pumps .....\$ 312,125.00 (freight included but not taxes)**

**II. APPLICABLE SPECIFICATIONS:**

Sections: 43 24 11

The specifications listed above are the only specifications that shall apply to this proposal either directly or by reference. Any specification that is not specifically included as part of this proposal is excluded from this offering.

**III. COMMENTS AND CLARIFICATIONS:**

1. This proposal is based on the standard terms, conditions, and warranty of the manufacturer.
2. Taxes are not included.
3. Anchor bolts and pressure gauges are not included.
4. Controls & VFDs not provided in this proposal
5. Quoting Dynamic Load Analysis, Anchoring Design, and Critical Speed Analysis.
  - a. If FEA Head analysis is required add \$1,200.00
  - b. If FEA Complete Pump analysis is required add \$10,000.00
6. Please refer to page 4 and 5 of the attached pre-submittal data sheets for additional exceptions and clarifications.

**IV. BID VALIDITY:** This bid is valid for 30 days unless withdrawn by seller in writing and is based upon equipment release for manufacture within 90 days and shipment upon completion or within 10 days of test curve submittal.

**V. ESCALATION:** Material surcharges and escalation will apply to all orders not released for manufacturing and shipment within 90 days of the quote date.

**VI. TERMS OF PAYMENT:** 100% net cash 30 days with credit approval. A late charge of 1.5% per month shall be added to all unpaid balances. The Purchaser shall pay all attorneys fees and collection charges for any late payments. If shipment is delayed by the purchaser, the date of readiness for shipment shall be deemed the date of shipment for payment purposes. Payments shall be prorated as shipments go forward. Full payment is required before equipment start-up. Payment is not contingent upon Purchaser's receipt of payment from others.

**VII. TAXES:** No taxes are included.

**VIII. TITLE AND FREIGHT:** F.O.B. Factory, Freight Allowed to Jobsite.

**IX. PAINT:** The equipment will be shop painted per the manufacturers standard paint system.

**X. SERVICE:** 4 trips and 4 days of service for inspection, start-up and training on are included at no charge.

**XI. EXCLUDED ITEMS:** The following items are **not** included:  
Installation, alignment, soleplates, templates, standard tools, lubricants, and any other items not specifically listed in this proposal.

**XII. TERMS AND CONDITIONS:** This proposal is quoted on the standard terms, conditions and warranty of the manufacturers and per the attached. Hudson Pump & Equipment assumes no liability for liquidated damages, consequential damages and/or removal and reinstallation charges.

**XIII. SHIPPING DATE:** 8-10 weeks for submittal preparation.  
28-30 weeks for manufacture after approval, subject to prior sale.

#### **XIV. SIGNATURES**

By \_\_\_\_\_  
(Signature)  
Robert Maxwell  
(Name)  
Account Manager  
(Title)  
Hudson Pump & Equipment  
(Company)  
\_\_\_\_\_  
(Date)

Accepted By \_\_\_\_\_  
(Signature)  
\_\_\_\_\_  
(Name)  
\_\_\_\_\_  
(Title)  
\_\_\_\_\_  
(Company)  
\_\_\_\_\_  
(Date)

## HUDSON PUMP & EQUIPMENT TERMS AND CONDITIONS

**WARRANTY** - Company warrants title to the product(s) and, except as noted with respect to items not of Company's manufacturer, also warrants the product(s) on date of shipment to Purchaser, to be of the kind and quality described herein, and free of defects in workmanship and material. THIS WARRANTY IS EXPRESSLY IN LIEU OF ALL OTHER WARRANTIES, INCLUDING BUT NOT LIMITED TO IMPLIED WARRANTIES OF MERCHANTABILITY AND FITNESS, AND CONSTITUTES THE ONLY WARRANTY OF COMPANY WITH RESPECT TO THE PRODUCT(S).

If within one year from date of initial operation, but not more than eighteen months from date of shipment by Company of any item of product(s), Purchaser discovers that such item was not as warranted above and promptly notifies Company in writing thereof, Company shall remedy such nonconformance by, at Company's option, adjustment or repair or replacement of the item and any affected part of the product(s). Purchaser shall assume all responsibility and expense for removal, reinstallation, and freight in connection with the foregoing remedies. The same obligations and conditions shall extend to replacement parts furnished by Company hereunder. Company shall have the right of disposal of parts replaced by it. Purchaser agrees to notify Company, in writing, of any apparent defects in design, material or workmanship, prior to performing any corrective action back chargeable to the Company. Purchaser shall provide a detailed estimate of the material, labor costs associated with proposed remedy for expeditious review and approval by the Company.

ANY SEPARATELY LISTED ITEM OF THE PRODUCT(S) WHICH IS NOT MANUFACTURED BY THE COMPANY IS NOT WARRANTED BY COMPANY and shall be covered only by the express warranty, if any, of the manufacturer thereof.

THIS STATES PURCHASER'S EXCLUSIVE REMEDY AGAINST COMPANY AND ITS SUPPLIERS RELATING TO THE PRODUCT(S) WHETHER IN CONTRACT OR IN TORT OR UNDER ANY OTHER LEGAL THEORY, AND WHETHER ARISING OUT OF WARRANTIES, REPRESENTATIONS, INSTRUCTIONS, INSTALLATIONS OR DEFECTS FROM ANY CAUSE. Company and its suppliers shall have no obligation as to any product which has been improperly stored or handled, or which has not been operated or maintained according to instructions in Company or supplier furnished manuals.

**NUCLEAR** - Purchaser represents and warrants that the product(s) covered by this contract shall not be used in or in connection with a nuclear facility or application.

**NONCANCELLATION** - Purchaser may not cancel or terminate for convenience, or direct suspension of manufacture, except on mutually acceptable terms.

**DELAYS** - If Company suffers delay in performance due to any cause beyond its control, including but not limited to act of God, war, act or failure to act of government, act or omission of Purchaser, fire flood, strike or labor troubles, sabotage, or delay in obtaining from others suitable services, materials, components, equipment or transportation, the time of performance shall be extended a period of time equal to the period of the delay and its consequences. Company will give to Purchaser notice in writing within a reasonable time after Company becomes aware of any such delay.

**STORAGE** - Any item of the product(s) on which manufacture or shipment is delayed by causes within Purchaser's control, or by causes which affect Purchaser's ability to receive the product(s), may be placed in storage by Company for Purchaser's account and risk.

**TITLE AND INSURANCE** - Title to the product(s) and risk of loss or damage shall pass to Purchaser at the f.o.b. point, except that a security interest in the product(s) and proceeds and any replacement shall remain in Company, regardless of mode of attachment to realty or other property, until the full price has been paid in cash. Purchaser agrees to do all acts necessary to perfect and maintain said security interest, and to protect Company's interest by adequately insuring the product(s) against loss or damage from any external cause with Company named as insured or co-insured.

**LIMITATION OF LIABILITY** - Neither Company nor its suppliers shall be liable, whether in contract or in tort or under any other legal theory, for loss of use, revenue or profit, or for cost of capital or of substitute use or performance, or for incidental, indirect, or special or consequential damages, or for any other loss or cost of similar type, or for claims by Purchaser for damages of Purchaser's customers. Likewise, Company shall not, under any circumstances, be liable for the fault, negligence, or wrongful acts of Purchaser or Purchaser's employees, or Purchaser's other contractors of suppliers.

IN NO EVENT SHALL COMPANY BE LIABLE IN EXCESS OF THE SALES PRICE OF THE PART(S) OR PRODUCT FOUND DEFECTIVE.

**GENERAL** - (a) Company will comply with all laws applicable to Company. Compliance with OSHA or similar federal, state or local laws during any operation or use of the product(s) is the sole responsibility of Purchaser. (b) The laws of the State of Florida shall govern the validity, interpretation and enforcement of any contract of which these provisions are a part, without giving effect to any rules governing the conflict of laws. (c) This document and any other documents specifically referred to as being a part hereof, constitute the entire contract on the subject matter, and it shall not be modified except in writing signed by both parties. Unless otherwise specified, any reference to Purchaser's order is for identification only. Assignment may be made only with written consent of both parties.

**ACCEPTANCE** - The determination of compliance with performance guarantees will be based on results of factory tests under controlled conditions with calibrated instruments and tested per standards of the Hydraulic Institute.

**CONTROLLING PROVISIONS** - These terms and conditions shall control with respect to any purchase order or sale of the Company's products. No waiver, alteration or modification of these terms and conditions whether on Purchaser's purchase order or otherwise shall be valid unless the waiver, alteration or modification is specifically accepted in writing and signed by an authorized representative of the Company.

## PERFORMANCE ON DESIGN CURVE AT 1770 RPM

	Shut Off	Design [2]	Run Out [5]		
Flow (USGPM)	0.0	695.0	1022.0	Best Efficiency	82.40 % at 756.0 USgpm
TDH-Bowl (ft)	409.0	290.0	193.0	Design Flow % BEP	91.93 %
TDH-Disch Flange ( ft)	403.0	283.6	186.1	Pump Efficiency	81.47 %
Bowl Efficiency (%)	-	82.00	74.40	Overall Efficiency	0.00 %
Guaranteed Bowl Efficiency (%)	-	82.00	-	NOL Power	66.9 Hp at 1008.0 USgpm
Power (Hp)	43.1	62.0	66.8	Specified NPSH Ratio	1.1
Guaranteed Power (Hp)	-	66.2	-	Thrust Load Power Loss	0.30561 Hp
NPSHr (ft) [1]	-	10.0	12.6	Total Flow Derate Factor	1.00
NPSH Margin (ft) [1]	-	24.9	22.3	Total Head Derate Factor	1.00
Hydraulic Thrust(lb)	3064.0	2173.0	1444.0	Total Efficiency Derate Factor	1.00
Thrust (lb)	3394.2	2444.7	1668.0	Actual Submergence	27.15 in
Pressure-Bowl (psi)	177.1	125.5	83.5	Shaft Friction Power Loss	0.01 Hp
Pressure-Disch Flange (psi)	174.5	122.8	80.6	Min Flow (MCSF)	189.0 USgpm
Min Submergence (Inch) [3]	-	21.73	26.54	kWh per 1000 gal	0.00000
Friction Loss (ft) [4]	-	0.41	0.88	Impeller Running Clearance	0.13 in
Lineshaft Elongation (Inch)	0.00202	0.00143	-		
Column Elongation (Inch)	0.00038	0.00027	-		
Lateral (Inch)	0.13163	0.13116	-		

[1] at 1st impeller eye

[2] rated values

[3] from pump suction inlet

[4] from bowl to disch flange

[5] per published data

## OPERATING CONDITIONS

Specified Flow	695.00 USgpm
Specified TDH	277.00 ft
Rated Speed	1770 RPM
Atmospheric Pressure	14.70 psi
TPL	7.79 ft
Can Length	98.16 in
NPSHa at 1st Impeller	34.9 ft
NPSHa at Grade	34.0 ft
Operational Design	Variable Speed

## FLUID CHARACTERISTICS

Fluid	Water
Fluid Temperature	68.0 °F
Specific Gravity	1.0000
Viscosity	1.0017 cP
Vapor Pressure	0.3393 psi
Density	62 lbs/ft³

## MATERIALS &amp; DIMENSIONS

## Bowl Data

Bowl Material	Cast Iron with Glass Enamel
Impeller Material	316SS
Bowlshaft Material	416SS
Impeller Attachment	Taper Lock
Taperlock Material	416SS
Suction Type	Bell
Suction Material	Cast Iron
Bowl Bolting Material	316SS
Sand Collar	304SS
Pipe Plug	Iron
Suction Bearing	Bronze
Intermediate Bowl Bearing	Bronze
Strainer Type	Clip-On Bell Type Strainer
Strainer Material	316LSS

## Bowl Data

Impeller Trim	8.13 in
Bowl Pressure Limit	380 psi
Model Max Sphere Size	0.94 in
Available Lateral	0.75 in
Bowl Shaft Diameter	1 11/16 in [42.9 mm]
Impeller Balance	Dynamic Two Plane Balance
Impeller Design	Enclosed
Bowl Wear Ring	Nickel Aluminum Bronze
Impeller Wear Ring	Aluminum Bronze
Vortex Suppressor	Included
Vortex Suppressor Material	316LSS
Bowl Shaft Power Limit	374.62 Hp
Bowl Assembly Provided By	Xylem

## Bowl Specials

**Column Data**

Column Type	Flanged
Column Diameter	8 in [203 mm]
Lineshaft Diameter	1 3/16 in [30.2 mm]
Column Bolting	316SS
Column Pipe Material	Carbon Steel
Lineshaft Material	416SS
Lineshaft Bearing Material	Vesconite
Lineshaft Coupling Type	Threaded
Lineshaft Coupling Material	416SS
Column Loss	0.02 ft
Column Velocity	4.56 ft/s
Column Flange	Carbon Steel
Bearing Retainer Design	Not Included
Maximum Bearing Spacing	40 in [1 m] Spacing

**Column Data**

Max Column Section Length	60 in
First Lateral Critical Speed	8967 RPM
First Lateral Critical Speed Ratio	5.07
Second Lateral Critical Speed	35150 RPM
Second Lateral Critical Speed Ratio	19.86
Column Fabrication Adder	Fabricated Column LP Inspection
Column Wall Thickness	0.32 in
Lubrication Method	(Open LS) Product Lube
Lineshaft Power Limit	124 Hp
Column Assembly Provided By	Xylem

**Column Specials**

Include a blank flanged section designed to be removed to accommodate the future installation of one additional pump stage at the top of the assembly

**Head & Can Data**

Head Type	FT (Fab T / Head Suction)
Discharge Flange Rating	150 #
Disch Flange Pressure Limit	285 psi
Head Design	One Piece Head
Discharge Head Position	Disc 180° from Suct (Std)
Discharge Head Material	Carbon Steel
VFD Compliant Head Design	Included
Headshaft Material	416SS
Headshaft Coupling Type	Type AS Adjustable Spacer
Coupling Assembly Material	Carbon Steel
Headshaft Diameter	1.19 in
Discharge Head Size	8 in [203 mm]
Discharge Head BD	16.5 in [419 mm]
Sealing Method	Mechanical Seal
Mechanical Seal	Chesterton 155 - NSF Approved 1SCZ
Seal Provided By	Xylem
Seal Mounted By	Customer
Stuffing Box / Seal Hsg Bolt	316SS
Stuffing Box / Seal Hsg Brg	Bronze
Seal Housing Material	Cast Iron

**Head & Can Data**

Plan 13 with SS Tubing	Included
Steel Sub Base	Carbon Steel
Head Loss	0.39 ft
Head Bolting	316SS
Air Vacuum Valve	1 in [25.4 mm]
Head Fabrication Adder	Fabricated Discharge Head LP Inspection
Can Diameter	16 in [406 mm] Can
Can Material	Carbon Steel
Can Bolting	316SS
Inlet Suction Size	8 in [203 mm]
Suction Flange Rating	150 #
Suction Flange Pressure Limit	285.00 psi
Can Mounting	Standard
Straightening Vanes	Included
Suction Inlet Velocity	4.46 ft/s
Can Internal Velocity	3.32 ft/s
Head Assembly Provided By	Xylem
Can Assembly Provided By	Xylem

**Head & Can Specials**

Nitrile or EPDM O-ring

**Motor Data**

Driver Type	Vertical Solid Shaft Motor
HP Rating	75 Hp
Speed [Poles]	1800 rpm [4 pole]
Voltage	460 V
Phase / Frequency	3 ph / 60 Hz
Enclosure	TEFC
Efficiency / Config	Premium Inverter Duty
Motor Frame	365VP
BD	16.5 in
BX / U	1.63 in
Thrust Level	100% HT
Thrust Capacity	6244 lbs
Inverter Duty	

**Motor Data**

Steady Bushing	
Coupling	NRR w/o Steady Bushing
Winding Thermal	Thermostats
Conduit Box	Oversize
Options 1	Space Heater & Shaft Grounding Ring & Insulated Bearing (Both)
Options 4	NW Complete Initial Test
Mfg Catalog Number	
Motor Part Number	
Motor Provided By	Xylem
Motor Mounted By	Customer

## Motor Specials

### Coating Data

<b>Bowl OD</b>	Goulds Water Technology Blue Enamel
----------------	-------------------------------------

### Coating Data

<b>Head OD</b>	Goulds Water Technology Blue Enamel
----------------	-------------------------------------

### Testing Data

<b>Performance Testing</b>	Bowl Assembly Only	Non-Witness	Job Motor	PE Certification
<b>Hold Shipment for Testing Approval</b>	Yes			
<b>Acceptance Grade</b>	1U			
<b>Hydrostatic Testing</b>	Flanged Column, Discharge Head	Non-Witness		
<b>NPSH Testing</b>	Non-Witness			

## Accessories

### Engineering Services

<b>Dynamic Load Analysis (1)</b>	Included
<b>Anchoring Design (1) (2)</b>	Included
<b>Critical Speed Analysis (1) (3) *</b>	Included
<b>PE Seal State (1)</b>	Texas

### Engineering Services Notes

1. Design modifications are sometimes required following analysis. The cost of such modifications, if necessary, will be determined following engineering analysis and is not included in the list price.
2. Submission of concrete base dimensions and concrete strength are required. If not provided, infinite dimensions and 4,000 psi will be assumed. Anchoring requirements are not guaranteed to meet size restrictions of the installation site.
3. Submission of motor's torsional stiffness and rotational moment of inertia is required.

**Note:** \*, †, ‡ indicate to choose only one.

### Miscellaneous Specials

Spare parts per quote: (1) set impeller wear rings, (1) set bowl wear rings, (2) sets bowl bearings, (2) sets lineshaft bearings, (1) suction bearing, (1) shaft coupling, (2) sets gaskets and o-rings, (1) complete mechanical seal assembly  
Minimum 10 data points for pump performance curve

### Assembly and Crating

<b>Assembly</b>	Fully Assembled
<b>Crating</b>	Domestic Skid

### Assembly and Crating Notes

In general, pumps are crated and shipped fully assembled\* via standard freight methods (LTL/LCL) if overall crated length is 25 ft or less and weight is 2500 lbs or less. Up to 45 ft and 4000 lbs can still be fully assembled but will ship via dedicated freight methods (FTL/FCL/flatbed/air/special). Otherwise, each sub-assembly (bowl, column, and head) is crated separately ("column loose"). \*Motors, suction cans, mechanical seals, spare parts, and other special items are crated separately. Coordinate specific expectations with the factory at time of order.

### Weight Data

<b>Total Bowl Weight</b>	772 lbs
<b>Total Column Weight</b>	129 lbs
<b>Head Weight</b>	709 lbs

### Weight Data

<b>Total Can Weight</b>	847 lbs
<b>Motor Weight</b>	1070 lbs
<b>Total Weight</b>	3527 lbs

## Comments

## Comments

Herein Quote meets the specification sections listed below with except as noted in the below comments and exceptions; any specification sections not listed are not reviewed and shall not be the responsibility of Xylem. If additional specifications or drawing not listed below apply, a re-quote will be required.

- SECTION 01 33 00 SUBMITTAL PROCEDURES
- SECTION 04 78 23 OPERATION AND MAINTENANCE DATA

### SECTION 43 24 11 CANNED VERTICAL TURBINE PUMPS

- 1.04.B.14 – Quoting bowl assembly performance testing with Texas PE Stamp and job motor per paragraph 2.16.E.
- 1.10.C – The extended warranty period is from 24 months from start up or 30 months from shipment, whichever comes first.
- 1.11.A – Assuming that the primary operating point is for 1 pump operating.
- 2.01.B – Anchoring equipment by others, calculations by Xylem. We recommend drop-in anchors with a current ESR for seismic areas. Category IV loads can be used in calculation, but equipment will be rated for Category III.
- 2.04.A – Standard lineshaft coupling material is 416SS. Standard impeller attachment is carbon steel taperlock. Quoting 416SS taperlock. If keyed attachment is required, impeller material needs to be 316LSS which will increase price and lead time, and derate performance.
- 2.05.A.7 – Discharge head base plate shall be circular per spec.
- 2.05.G.4 – Quoting carbon steel fabrications per 2.04.A which cannot be pickled and passivated.
- 2.06 – Xylem will not be held to field vibration values without a factory vibration test. If a factory vibration test is required, add \$2,500 NET / pump.
- 2.11.C – Motor manufacturer has offered Trickle Treat varnish system which is non-hygroscopic and their approach to tropical protection for the winding.
- 2.16 – Casing hardness test is waived.

### SECTION 25 06 60 LOW-VOLTAGE ELECTRIC MOTORS

- 1.05.A – No spare parts are recommended.
- 2.02.B.2 – Motors designed for 460V (line voltage at motor) for use on 480V networks.
- 2.02.D.2 – Water immersion test not offered.
- 2.02.F.7 – Oversized terminal box has been offered. Please advise what accessories are needed for proper sizing – subject to requote.
- 2.02.G.13 – Motors offered with internal Aegis SGR mounted on the lower bearing cap.
- 3.03.A.1.a – Non-witnessed testing has been offered.

### DRAWING M-53-201 MECHANICAL DIW PUMP STATION PLAN, SECTION, AND DETAILS

Discharge head base plate shall be circular per spec section 43 24 11, paragraph 2.07.A.7.

### SECTION 01 61 00 PRODUCT REQUIREMENTS AND OPTIONS

- 1.05 – The standard warranty period is 12 months from start-up or 18 months from shipment, whichever comes first.

### SECTION 01 65 00 PRODUCT DELIVERY REQUIREMENTS

- 1.03.C – Pumps will ship on a skid. If fully enclosed crating is required, add \$1,748 NET per pump.

### SECTION 09 90 00 PAINTING

Coating shall be Goulds Water Technology blue enamel on Bowl OD and Head OD. Xylem's standard enamel paint offering is a coating applied at no extra charge and is intended to provide a limited cosmetic improvement over the bare metal product. The coating will not prevent rust, corrosion, or fading. Fading, flaking, chipping, or bleeding rust can be expected within 3 months of exposure to weather or other elements. For applications where visual aesthetics or corrosion resistance is important, please consider one of our protective coating options. Motor manufacturer's standard severe duty coating and color has been offered.

### SECTION 43 20 00 PUMPS – GENERAL

- 1.03.C.4 – If detailed drawings are required, please add \$1,000 NET / quote for the Premium Drawing or \$3,000 NET / quote for the Full 3D Model Based Drawing.

- Premium Drawing: A drawing on "B" size (11 X 17) paper created from a 3D model. Drawing is to scale. Suitable for most municipal projects. Drawing does not include pump internals.
- Full 3D Model Based Drawing: 3D Model-Based drawing is available in PDF format. It is based off of a full 3D model containing all pump components. It also includes a Premium Drawing with cross section and fully rendered views, as well as a defeatured version of the model in



#### Comments

several possible file formats.

Part 3 – Installation must be provided by others. See comment above.

#### SECTION 46 00 00 EQUIPMENT GENERAL PROVISIONS

1.08 – Standard warranty applies. See comment above.

Part 3 – Installation must be provided by others. See comment above.

#### GENERAL COMMENTS

1 – Performance, Materials, & Dimensions per quoted data.

2 – All monitoring, transmitters, cables, instrumentation, relays, gauges, valves, flexible connectors, anchor bolting, VFDs, and motor protectors are to be administered by others.

3 – All references to coordination, execution, field testing, delivery, storage or handling to be done by others.

4 – Our current delivery lead-times are forecasted estimates only due to the outbreak of the COVID-19 virus pandemic and its global effects on commerce, supply chain, and logistics. Xylem will, however, use all commercially reasonable efforts to minimize any delivery delay impacts.

Our offer does not include specific review and incorporation of any Statutory or Regulatory Requirements, and the offer is limited to the requirements of the design specifications. Should any Statutory or Regulatory requirements need to be reviewed and incorporated, then the Customer is responsible to identify those and provide copies for review and revision of our offer.

Our quotation is offered in accordance with our comments and exceptions identified in our proposal and governed by our standard terms and conditions of sale – Xylem Americas attached hereafter.

For units requiring a factory performance test, all performance tests will be conducted per ANSI/HI 14.6 standards unless otherwise noted. As a standard, test results for the primary design point meeting grade 2B tolerances for pumps with a rated shaft power of 134 hp or less and grade 1B for greater than 134 hp will be considered passing. If secondary or tertiary design points are required to be tested, these will be subject to grade 3B tolerances. For testing of more than 3 points, consult the factory. Other acceptance grades are available and must be clearly noted and mutually agreed upon between the Customer and Xylem before release to manufacture.

Holding shipment for testing approval allows 2 weeks of production lead time for the approval process, after which Xylem reserves the right to ship passing pumps without explicit approval. For approval processes exceeding 2 weeks, please consider that additional lead time and coordinate expectations with the factory. For faster shipment, select "No" to the hold shipment for testing approval option.

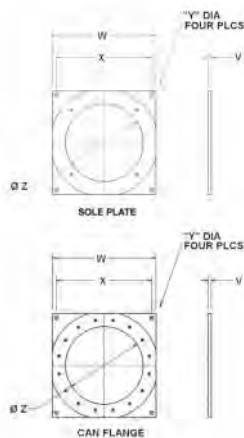
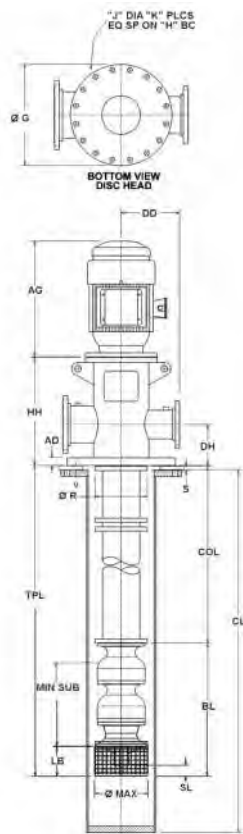
For units not requiring a factory performance test, product performance can be expected to meet 3B tolerances primarily due to the variability of field conditions. Field-measured performance may vary from factory-measured performance or published data as a result of unknown or unpredictable system conditions and measurement variability. If field performance testing is required after installation, factory performance testing before shipment is strongly recommended. Field performance test results do not constitute a warranty claim unless verified by Xylem.

The information provided in this submittal is published data nominally representative of the selected pump model's performance characteristics. If factory performance testing is included, actual as-tested performance curves for each tested pump will be provided after testing is complete. Impeller trim diameter is subject to change to meet intended design conditions.

Customer is responsible for verifying that the recommendations made and the materials selected are satisfactory for the Customer's intended environment and Customer's use of the selected pump. Customer is responsible for determining the suitability of Xylem recommendations for all operating conditions within Customer's and/or End User's control. Xylem disclaims all warranties, express or implied warranties, including, but not limited to, warranties of merchantability and fitness for a particular purpose, and all express warranties other than the limited express warranty set forth in the attached standard terms and conditions of sale – Xylem Americas attached hereafter.

Xylem does not guarantee any pump intake configuration. The hydraulic and structural adequacies of these structures are the sole responsibility of the Customer or his representatives. Further, Xylem accepts no liability arising out of unsatisfactory pump intake field operating conditions. The Customer or his representatives are referred to the Hydraulic Institute Standards for recommendations on pump intake design. To optimize the hydraulic design of a field pump intake configuration, the Customer should strongly consider performing a detailed scale model pump intake study. However, the adequacies of these recommendations are the sole responsibility of the Customer.

Xylem's standard enamel paint offering is a coating applied at no extra charge and is intended to provide a limited cosmetic improvement over the bare metal product. The coating will not prevent rust, corrosion, or fading. Fading, flaking, chipping, or bleeding rust can be expected within 3 months of exposure to weather or other elements. For applications where visual aesthetics or corrosion resistance is important, please consider one of our protective coating options.



### DIMENSIONS

Dim G [Mounting Flange Dia]:	23.50 in
J [Mounting Flange Hole Dia]	1.13 in
K [Mounting Hole Places]	16
H [Mounting Flange Bolt Circle]	21.25 in
**AG [Motor Height]**	32.25 in
Discharge Head Size	8.00 in
BD Head [Discharge Head Base Dia]	16.50 in
**HH [Head Height]**	36.00 in
AD [Mounting Flange Thickness]	1.63 in
DD [Disch Flange Stickout]	14.75 in
**DH [Disch Flange Height]**	11.86 in
S [Hanger Flange Stickdown Length]	1.00 in
R [Hanger Flange OD]	12.00 in
COL [Column Length]	25.27 in
Column Diameter	8.00 in
TPL [Total Pump Length]	93.53 in
MIN SUB [Minimum Submergence]	21.73 in
LB [Length to Bottom]	6.38 in
MAX [Max Assembly OD]	12.13 in
CL [Can Length]	98.16 in
CAN [Can Diameter]	16.00 in
BL [Bowl Assembly Length]	68.26 in
V [Sub Base Thickness]	1.63 in
**W [Sub Base Overall Size]**	24.00 in
X [Center Line of Holes]	21.00 in
Y [Mounting Holes Base Plate Dia]	0.88 in
Z [Base Plate Opening or Can ID]	15.25 in
SU [Shaft Stickup]	8.00 in
SL [Suction Length]	2.00 in
Discharge Flange	8"-150#
Suction Inlet Flange	8"-150#
Can Mounting Flange	16"-150#

### PUMP DATA

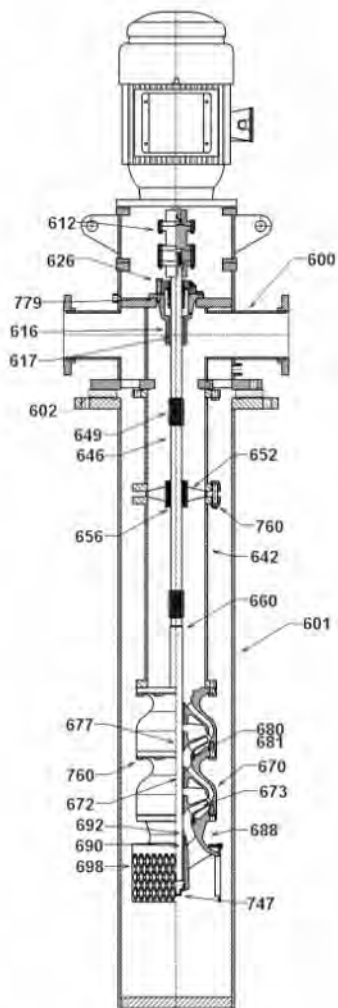
Column Diameter	8 in [203 mm]
Lineshaft Diameter	1 3/16 in [30.2 mm]
Specified Flow	695.00 USgpm
Specified TDH	277.00 ft
Pumping Level	5.00 ft
Motor Manufacturer	
Driver Type	Vertical Solid Shaft Motor
Motor Speed	1770 RPM
Phase / Frequency	3 ph / 60 Hz
Voltage	460 V

### WEIGHTS

Total Bowl Weight	772 lbs
Total Column Weight	129 lbs
Head Weight	709 lbs
Total Can Weight	847 lbs
Motor Weight	1070 lbs
Total Weight	3527 lbs

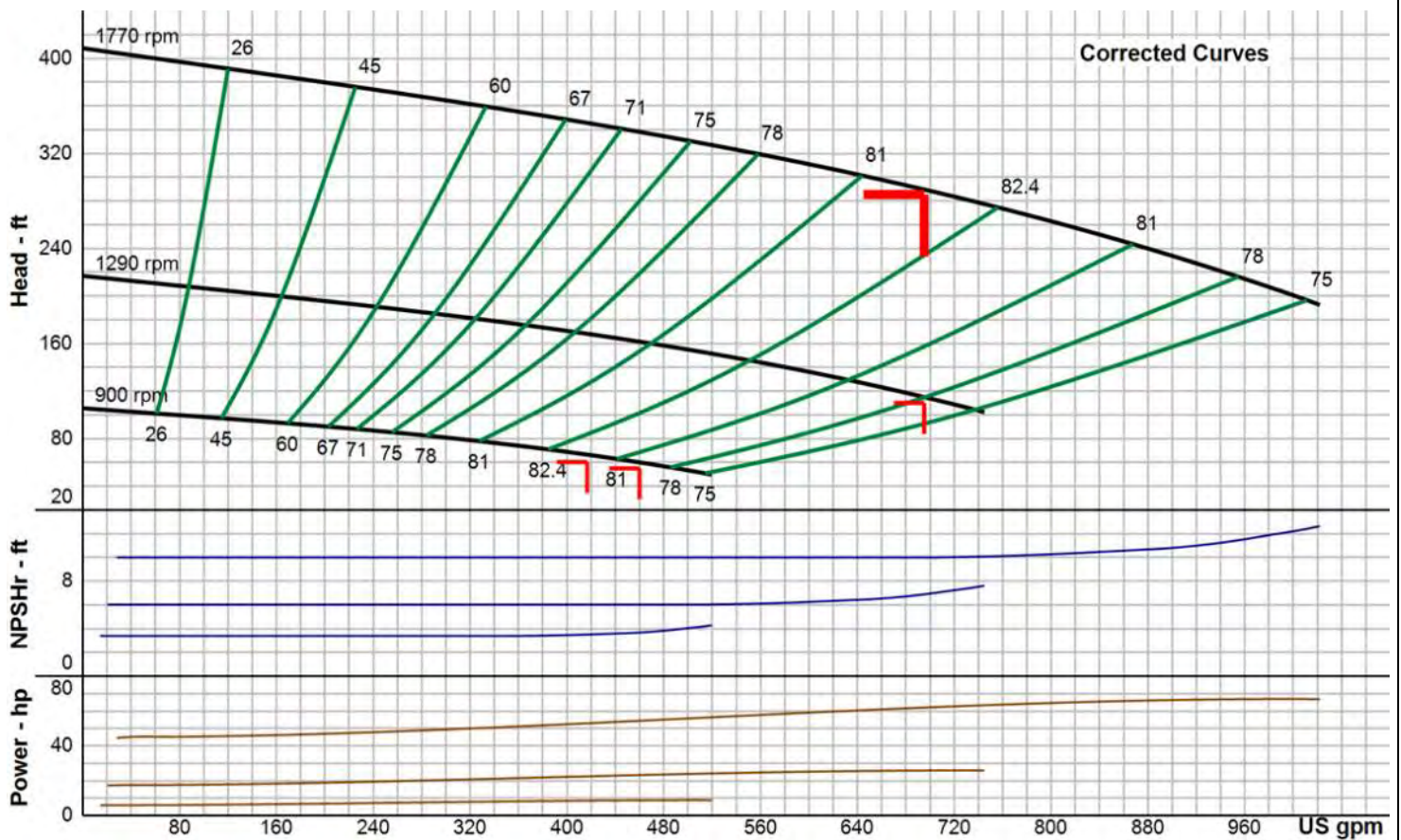
### NOTES

1	Total Pump Length $\pm$ 1.0 inch.
2	Tolerance on all dimensions is .12 or $\pm$ .12 inch per 5 ft, whichever is greater.
3	All dimensions shown are in inches unless otherwise specified.
4	Drawing not to scale.
5	1/2" NPT – Gauge Conn (plugged)
6	Driver may be rotated at 90° intervals about vertical centerline for details refer to driver dimension drawing.
7	Refer to product IOM for impeller setting requirements.
8	This assembly has been designed so that its natural frequency responses avoid the specific operating speeds by an adequate safety margin. The design has assumed the foundation to be rigid.



### BILL OF MATERIALS

ITEM	PART NAME	CODE	MATERIAL	ASTM#
<b>Head Assembly</b>				
608	Headshaft	2227	SST 416	A582 S41600
600	Head - Discharge	9645	Carbon Steel Fab	A53
602	Base - Sub	3201	Carbon Steel GR D	A36M
604	Nut - Adjusting	2242	Carbon Steel 1018	A108
612	Assembly - Coupling	0000	Vendor Standard	None
616	Housing - Seal	1003	Cast Iron CL 30	A48 CLASS 30B
617	Bearing - Seal Housing	1618	Bismuth Bronze	B584 Modified
626	Seal - Mechanical	0000	Chesterton 155 - NSF Approved 1SCZ	None
760	Capscrew - Hex	2229	SST 316	A276
779	Gasket - Housing	5136	Acrylic/Nitrile	5136 REV 4
<b>Column Assembly</b>				
637	Flange - Column	9645	Carbon Steel Fab	A53
642	Pipe - Column	9645	Carbon Steel Fab	A53
646	Lineshaft	2227	SST 416	A582 S41600
649	Coupling - Lineshaft	2265	SST 416	A582M
656	Bearing - Lineshaft	6397	Vesconite H/L	None
<b>Bowl Assembly</b>				
660	Bowlshaft	2227	SST 416	A582 S41600
670	Bowl - Intermediate	6911	Cast Iron CL 30 Enamel	A48
672	Bearing - Intermediate Bowl	1618	Bismuth Bronze	B584 Modified
673	Impeller	1203	SST 316	A744M
677	Taperlock - Impeller	2217	SST 416	A582M
680	Wear Ring - Bowl	1123	Bronze, NI AL C95800	B148
681	Wear Ring - Impeller	1128	Bronze, AL C95400	B148
688	Suction	1003	Cast Iron CL 30	A48 CLASS 30B
690	Bearing - Suction	1618	Bismuth Bronze	B584 Modified
692	Sandcollar	1205	SST 304	A744M
698	Strainer	9722	SST 316L Fab	A182M
747	Plug - Pipe	1046	Malleable Iron	A197
760	Capscrew - Hex	2229	SST 316	A276
	Suppressor - Vortex	3211	SST 316	A240M
<b>Can Assembly</b>				
601	Can - Suction	9645	Carbon Steel Fab	A53
760	Capscrew - Hex	2229	SST 316	A276



Curve & hydraulic data presented is nominal performance based on ANSI/HI 14.6 acceptance grade 1U.

Design values are guaranteed within the following tolerances: Flow 0% to + 10%, Head 0% to + 6%, and optionally either Power + 10% or Efficiency - 0% at manufacturer's discretion.

One or more operating points are not within the selection window.

Specified NPSH available is insufficient for the pump.

<b>Specified Flow</b>	695.00 USgpm	<b>Shut Off TDH (Disch Flange)</b>	403.0 ft	<b>Driver Size Criteria</b>	NOL Power Across Design Curve
<b>Specified TDH</b>	277.00 ft	<b>Shut Off Pressure (Bowl)</b>	177.1 psi	<b>Allow Service Factor</b>	No
<b>Rated Speed</b>	1770 RPM	<b>Shut Off Pressure (Disch Flange)</b>	174.5 psi	<b>kWh per 1000 gal</b>	0.00000
<b>Atmospheric Pressure</b>	14.70 psi	<b>Run Out Flow</b>	1022.0 USgpm	<b>NPSHr at Design</b>	10.0 ft
<b>Pumping Level</b>	5.00 ft	<b>Run Out TDH (Bowl)</b>	193.0 ft	<b>NPSH Margin at Design</b>	24.9 ft
<b>NPSHa at Grade</b>	34.0 ft	<b>Run Out TDH (Disch Flange)</b>	186.1 ft	<b>Min Submergence at Design</b>	21.73 in
<b>NPSHa at 1st Impeller</b>	34.9 ft	<b>Run Out Pressure (Bowl)</b>	83.5 psi	<b>Actual Submergence</b>	27.15 in
<b>Fluid</b>	Water	<b>Run Out Pressure (Disch Flange)</b>	80.6 psi	<b>Thrust K-Factor</b>	7.5 lbf/ft
<b>Fluid Temperature</b>	68.0 °F	<b>Bowl Efficiency at Design</b>	82.00 %	<b>Thrust at Design</b>	2444.7 lb
<b>Specific Gravity</b>	1.0000	<b>Guaranteed Bowl Efficiency</b>	82.00 %	<b>Thrust at Shut Off</b>	3394.2 lb
<b>Viscosity</b>	1.0017 cP	<b>Best Efficiency</b>	82.40 %	<b>Thrust at Run Out</b>	1668.0 lb
<b>Vapor Pressure</b>	0.3393 psi	<b>BEP Flow</b>	756.0 USgpm	<b>Bowl Material</b>	Cast Iron with Glass Enamel
<b>Density</b>	62 lbs/ft³	<b>Design Flow % BEP</b>	91.93 %	<b>Bowl Material Derate Factor</b>	1.00
<b>Design Flow</b>	695.0 USgpm	<b>Pump Efficiency</b>	81.47 %	<b>Impeller Material</b>	316SS
<b>Min Flow (MCSF)</b>	189.0 USgpm	<b>Friction Loss at Design</b>	0.41 ft	<b>Impeller Matl Derate Factor</b>	1.00
<b>Design TDH (Bowl)</b>	290.0 ft	<b>Power at Design</b>	62.0 Hp	<b>Total Flow Derate Factor</b>	1.00
<b>Design TDH (Disch Flange)</b>	283.6 ft	<b>Guaranteed Power</b>	66.2 Hp	<b>Total Head Derate Factor</b>	1.00
<b>Design Pressure (Bowl)</b>	125.5 psi	<b>NOL Power</b>	66.9 Hp	<b>Total Efficiency Derate Factor</b>	1.00
<b>Design Pressure (Disch Flange)</b>	122.8 psi	<b>Max Power (NOL) Flow</b>	1008.0 USgpm		
<b>Shut Off TDH (Bowl)</b>	409.0 ft	<b>Recommended Power</b>	75.00 Hp		



Activity ID	Activity Name	Orig Dur	Rem Dur	Start	Finish	Total Float	2023							2024												2025											
							Jun	Jul	Aug	Sep	Oct	Nov	Dec	Jan	Feb	Mar	Apr	May	Jun	Jul	Aug	Sep	Oct	Nov	Dec	Jan	Feb	Mar	Apr	May	Jun	Jul	Aug	Sep	Oct		
JEA Nassau - Jacksonville, FL		238	238	13-Jun-23 A	15-Oct-24	84																															
Milestones		21	21	24-Sep-24	15-Oct-24	127																															
MS-53.00.090	Facility 53 - Deep Injection Well	0	0		24-Sep-24	126																															
MS-00.00.997	Substantial Completion - Deep Injection Well	0	0		15-Oct-24	127																															
Design / Preconstruction Services		40	40	01-Nov-23	03-Jan-24	165																															
100% Design		25	25	01-Nov-23	08-Dec-23	115																															
DIW Surface Facilities Design		25	25	01-Nov-23	08-Dec-23	115																															
DE-00.00.430	Hazen to Confirm MW Pumps Reqs	25	25	01-Nov-23	08-Dec-23	115																															
Deep Injection Well GMP		40	40	01-Nov-23	03-Jan-24	165																															
PC-00.00.510	Submit DIW Surface Facilities GMP	20	20	01-Nov-23	01-Dec-23	165																															
PC-00.00.520	JEA Approve DIW Surface Facilities GMP	20	20	04-Dec-23	03-Jan-24	165																															
Project Management		182	182	13-Jun-23 A	26-Jul-24	94																															
Procurement		30	5	13-Jun-23 A	15-Dec-23	115																															
FWP 33 11 36 Monitoring Well Sample Pumps		5	5	11-Dec-23	15-Dec-23	115																															
PR1250.33 11 36	Procure - Monitoring Well Sample Pumps	5	5	11-Dec-23	15-Dec-23	115																															
FWP 43 24 11 Canned Verticle TurbinePumps		5	0	13-Jun-23 A	13-Jun-23 A																																
PR1250.43 24 11	Procure - Canned Verticle Turbine Pumps	5	0	13-Jun-23 A	13-Jun-23 A																																
Submit, Approve, Fabrication & Delivery		182	182	01-Aug-23 A	26-Jul-24	94																															
030000 - Concrete		45	45	04-Jan-24	08-Mar-24	186																															
032100 - Steel Reinforcement		45	45	04-Jan-24	08-Mar-24	186																															
Priority 3		45	45	04-Jan-24	08-Mar-24	186																															
PR032100S84	Submit Steel Reinforcement Bars - 53.1 - DIW PS	10	10	04-Jan-24	18-Jan-24	171																															
PR032100S86	Submit Steel Reinforcement Bars - 53.1 - DIW WH	10	10	04-Jan-24	18-Jan-24	186																															
PR032100S90	Submit Steel Reinforcement Bars - 53.1 - DIW MW	10	10	04-Jan-24	18-Jan-24	165																															
PR032100A84	Approve Steel Reinforcement Bars - 53.1 - DIW PS	15	15	19-Jan-24	08-Feb-24	171																															
PR032100A86	Approve Steel Reinforcement Bars - 53.1 - DIW WH	15	15	19-Jan-24	08-Feb-24	186																															
PR032100A90	Approve Steel Reinforcement Bars - 53.1 - DIW MW	15	15	19-Jan-24	08-Feb-24	165																															
PR032100F84	Fab Steel Reinforcement Bars - 53.1 - DIW PS	15	15	09-Feb-24	01-Mar-24	171																															
PR032100F86	Fab Steel Reinforcement Bars - 53.1 - DIW WH	15	15	09-Feb-24	01-Mar-24	186																															
PR032100F90	Fab Steel Reinforcement Bars - 53.1 - DIW MW	15	15	09-Feb-24	01-Mar-24	165																															
PR032100D84	Del Steel Reinforcement Bars - 53.1 - DIW PS	5	5	04-Mar-24	08-Mar-24	171																															
PR032100D86	Del Steel Reinforcement Bars - 53.1 - DIW WH	5	5	04-Mar-24	08-Mar-24	186																															
PR032100D90	Del Steel Reinforcement Bars - 53.1 - DIW MW	5	5	04-Mar-24	08-Mar-24	165																															
331136 - Monitoring Well Sample Pump		110	110	18-Dec-23	24-May-24	115																															
PR331136S	Submit Monitoring Well Sample Pump	10	10	18-Dec-23	03-Jan-24	115																															
PR331136A	Approve Monitoring Well Sample Pump	15	15	04-Jan-24	25-Jan-24	115																															
PR331136F	Fab Monitoring Well Sample Pump	80	80	26-Jan-24	17-May-24	115																															
PR331136D	Del Monitoring Well Sample Pump	5	5	20-May-24	24-May-24	115																															
406700 - Control System Equipment Panels & Racks		182	182	01-Nov-23	26-Jul-24	94																															
Deep Injection Well		182	182	01-Nov-23	26-Jul-24	94																															
PR406700.2S	Submit Control System Equipment Panels & Racks - DIW	30	30	01-Nov-23	15-Dec-23	94																															
PR406700.2A	Approve Control System Equipment Panels & Racks - DIW	15	15	18-Dec-23	10-Jan-24	94																															
PR406700.2F	Fab Control System Equipment Panels & Racks - DIW	147	147	18-Dec-23	19-Jul-24	94																															
PR406700.2D	Del Control System Equipment Panels & Racks - DIW	5	5	22-Jul-24	26-Jul-24	94																															
409100 - Field Instruments & Analyzers		115	115	01-Nov-23	19-Apr-24	151																															
Deep Injection Well		115	115	01-Nov-23	19-Apr-24	151																															
PR409100.2S	Submit Field Instruments & Analyzers - DIW	22	22	01-Nov-23	05-Dec-23	151																															

Activity ID		Activity Name	Orig Dur	Rem Dur	Start	Finish	Total Float	2023							2024												2025											
								Jun	Jul	Aug	Sep	Oct	Nov	Dec	Jan	Feb	Mar	Apr	May	Jun	Jul	Aug	Sep	Oct	Nov	Dec	Jan	Feb	Mar	Apr	May	Jun	Jul	Aug	Sep	Oct		
		PR409100.2A	Approve Field Instruments & Analyzers - DIW	15	15	06-Dec-23	28-Dec-23	151																														
		PR409100.2F	Fab Field Instruments & Analyzers - DIW	73	73	29-Dec-23	12-Apr-24	151																														
		PR409100.2D	Del Field Instruments & Analyzers - DIW	5	5	15-Apr-24	19-Apr-24	151																														
432411 - Canned Verticle Turbine Pumps			181	181	01-Aug-23 A	25-Jul-24	84																															
		PR432411S1	Submit Canned Verticle Turbine Pumps	50	0	01-Aug-23 A	30-Sep-23 A																															
		PR432411S2	Re-Submit Canned Verticle Turbine Pumps (New Specs)	30	11	02-Oct-23 A	16-Nov-23	84																														
		PR432411A	Approve Canned Verticle Turbine Pumps	15	15	17-Nov-23	11-Dec-23	84																														
		PR432411F	Fab Canned Verticle Turbine Pumps	150	150	12-Dec-23	18-Jul-24	84																														
		PR432411D	Del Canned Verticle Turbine Pumps	5	5	19-Jul-24	25-Jul-24	84																														
Construction			223	223	02-Oct-23 A	24-Sep-24	84																															
Sitework			27	27	01-Nov-23	12-Dec-23	270																															
Yard Piping			27	27	01-Nov-23	12-Dec-23	270																															
Site Electrical			22	22	08-Nov-23	12-Dec-23	263																															
		CO-026.26.1090	Electrical Handhole [EHH-23] - SE	2	2	08-Nov-23	09-Nov-23	257																														
		CO-026.26.732	CDB - 140 [EHH-13 to DIW PS]	5	5	09-Nov-23	16-Nov-23	274																														
		CO-026.26.734	CDB - 141/142 [EHH-13 to EHH-23]	10	10	13-Nov-23	28-Nov-23	257																														
		CO-026.26.736	CDB - 143 [EHH-23 to DIW WH]	5	5	29-Nov-23	05-Dec-23	268																														
		CO-026.26.738	CDB - 144 [EHH-23 to DIW MW]	10	10	29-Nov-23	12-Dec-23	257																														
Process Piping			21	21	01-Nov-23	04-Dec-23	276																															
		CO-033.33.3392	ELB 2" S from DIW MW to SAN-MH-3	15	15	01-Nov-23	22-Nov-23	282																														
		CO-033.33.3394	ELB 12" PLE from DIW PS to DIW WH	15	15	09-Nov-23	04-Dec-23	219																														
53 - Deep Injection Well			223	223	02-Oct-23 A	24-Sep-24	84																															
53.1 - Pump Station			223	223	02-Oct-23 A	24-Sep-24	84																															
		CO-53.1.33.0010	ELB 12x8" PLE Suction Header - DIW PS	5	0	02-Oct-23 A	09-Oct-23 A																															
		CO-53.1.33.0020	Pressure Test ELB 12x8" PLE Suction Header - DIW PS	1	0	09-Oct-23 A	10-Oct-23 A																															
		CO-53.1.33.0030	ELB 12x8" PLE Discharge - DIW PS	3	0	11-Oct-23 A	16-Oct-23 A																															
		CO-53.1.33.0040	Pressure Test ELB 12x8" PLE Discharge - DIW PS	1	0	17-Oct-23 A	18-Oct-23 A																															
		CO-53.1.33.0050	ELB 24" RCP Wet Well - DIW PS	5	5	01-Nov-23	07-Nov-23	239																														
		CO-53.1.33.0070	ELB 3" PD to MH-9 - DIW PS	5	5	08-Nov-23	15-Nov-23	239																														
		CO-53.1.31.0060	Subgrade Prep - DIW PS	1	1	16-Nov-23	16-Nov-23	239																														
		CO-53.1.26.0080	Underslab Elec R/I - DIW PS	6	6	17-Nov-23	28-Nov-23	239																														
		CO-53.1.03.0090	FRP Conc Slab - DIW PS	6	6	11-Mar-24	18-Mar-24	171																														
		CO-53.1.03.0100	FRP Conc Equipmnet Pads - DIW PS	3	3	19-Mar-24	21-Mar-24	171																														
		CO-53.1.43.0110	Pumps (53-PMP-0101- 53-PMP-0103) - DIW PS	1	1	26-Jul-24	26-Jul-24	84																														
		CO-53.1.33.0120	PLE Suction & Discharge Piping - DIW PS	9	9	29-Jul-24	08-Aug-24	84																														
		CO-53.1.40.0130	Instrumentation - DIW PS	1	1	09-Aug-24	09-Aug-24	84																														
		CO-53.1.40.0140	DIW I/O Panel - DIW PS	1	1	12-Aug-24	12-Aug-24	84																														
		CO-53.1.40.0150	Control Station & Disconnects - DIW PS	3	3	13-Aug-24	15-Aug-24	84																														
		CO-53.1.26.0160	Exposed Electrical Raceways - DIW PS	5	5	16-Aug-24	22-Aug-24	84																														
		CO-53.1.26.0170	Pull & Terminate Power & Control Wiring - DIW PS	5	5	23-Aug-24	29-Aug-24	84																														

Activity ID		Activity Name	Orig Dur	Rem Dur	Start	Finish	Total Float	2023							2024												2025																																																																																																																																																																																																																																																																																																																																																																																																																																																																																																																																																																																																																																																																																																																																																																																																																																																																																																																																																																																																																																																																																																																																																																																																																																																																																																																																																																																																																																																																																																																																																																																																																																																																																																																																
								Jun	Jul	Aug	Sep	Oct	Nov	Dec	Jan	Feb	Mar	Apr	May	Jun	Jul	Aug	Sep	Oct	Nov	Dec	Jan	Feb	Mar	Apr	May	Jun	Jul	Aug	Sep	Oct																																																																																																																																																																																																																																																																																																																																																																																																																																																																																																																																																																																																																																																																																																																																																																																																																																																																																																																																																																																																																																																																																																																																																																																																																																																																																																																																																																																																																																																																																																																																																																																																																																																																																																																							
53.2 - DIW WH	CO-53.2.03.0060	FRP Conc Slab - DIW WH	6	6	11-Mar-24	18-Mar-24	186																																																																																																																																																																																																																																																																																																																																																																																																																																																																																																																																																																																																																																																																																																																																																																																																																																																																																																																																																																																																																																																																																																																																																																																																																																																																																																																																																																																																																																																																																																																																																																																																																																																																																																																																																				</





The Haskell Company  
111 Riverside Avenue  
Jacksonville, Florida 32202

tel 904 791-4500  
fax 904 791-4699  
www.thehaskellco.com

January 18, 2024

**John Morrison**  
*Project Manager - Water*

Mr. Peter Doherty  
JEA  
Senior Manager | W/WW Project Management  
21 West Church Street  
Jacksonville, Florida 32202

**RE: JEA Nassau WRF – Reclaimed Water Ground Storage Tank #2 PROPOSAL**

Mr. Doherty,

Haskell is pleased to submit to JEA for your review and comment our firm's proposal for the Nassau Regional Water Reclamation Reclaimed Water GST #2 project.

**JEA Nassau Regional WRF  
Reclaimed Water Ground Storage Tank #2  
PROPOSAL SUMMARY**

At Risk Cost of Work	\$1,837,532
Owner Allowances	\$5,000
CMAR Contingency	\$25,000
Owner Contingency	\$100,000
Indirects (Bond / Insurance / Fee)	\$236,225
<b>TOTAL PROPOSAL COST</b>	<b>\$2,203,757</b>

**Clarifications & Assumptions:**

1. Since no design documents were available at time of proposal, the basis for this proposal is that this tank will match and mirror the current GST #1 as well as the additional assumptions and scope clarifications:
  - a. Cast In Place Concrete – Includes Overflow Splash Pad and perimeter curb.
  - b. Painting – Includes coatings of exposed or submerged process piping.
  - c. Electrical – Separate concrete encased duct bank from EMH/EHH-03 to GST #2. No additional electrical gear is included as it is assumed any new power circuits will be fed from existing circuits or spare breakers.
  - d. Sitework – Dry retention pond in footprint of this tank shall be filled to elevation 32.00 and storm structure S-4 and associated piping is to be removed back to structure S-5. Includes subgrade prep for tank, stabilized 15ft perimeter access road, and stone for perimeter curb.
  - e. Prestressed Tank – Tank to match GST #1
  - f. Process Mechanical – Tank connections and piping configuration per proposed piping layout.
  - g. Process Instrumentation & Controls – Field instruments to match GST #1. No additional I/O modules are included as it is assumed that existing spare I/O will be utilized. Included PLC and SCADA programming.
2. The following additional undefined scope is anticipated but is excluded from the current subcontractor proposals and will need to be evaluated at a later date and funded via Owner Contingency:
  - a. Stormwater System conveyance and grading changes
  - b. Relocation of Sludge Blower Pad

3. A project schedule for this additional scope is attached to this proposal. While the finish date for this structure is anticipated to be completed prior to Substantial Completion of the JEA Nassau WRF Expansion project, completion of this scope shall not be a requirement for Substantial Completion of the JEA Nassau WRF Expansion project.
4. The Construction Manager has not included any additional General Conditions as it is understood that this additional work will be completed concurrently with the JEA Nassau WRF Expansion project. Should the schedule for this work be delayed for reasons beyond the control of the Construction Manager, additional costs for extended General Conditions may apply.
5. Any Permit Fees shall be funded via the available Owner Allowance on the JEA Nassau WRF Expansion project.
6. The Construction Manager has included \$100,000 in Owner Contingency and \$25,000 in CMAR Contingency for undefined or unanticipated costs.
7. The Construction Manager agrees to the open book Project Cost Accounting defined within Prime Contract Amendment #3 and proposes to manage the finances associated with this additional work as an extension to the JEA Nassau WRF Expansion project. This will add \$1,837,532 to the total Construction Manager's At Risk Cost of Work. Any unused CMAR Contingency will be eligible for shared savings.
8. The Construction Manager has included the following Owner Allowances:
  - a. Third Party Testing \$ 5,000.00

**Bid Documents:**

1. JEA Nassau WRF Expansion Issued for Construction Drawings – September 2022
2. JEA Nassau WRF Expansion Issued for Construction Technical Specifications – September 2022

**Attachments:**

1. Proposal Letter
2. Estimate Summary
  - a. 01 45 23 – Third Party Testing [ALLOWANCE]
  - b. 03 00 00 – Concrete – Integrecre PROPOSAL
  - c. 09 00 00 – Painting – Percopo Coatings Company PROPOSAL
  - d. 26 00 00 – Electrical – Cogburn Bros Inc PROPOSAL
  - e. 31 00 00 – Sitework – Phillips & Jordan PROPOSAL
  - f. 33 16 32 – Prestressed Concrete Tanks – Precon Corporation PROPOSAL
  - g. 40 00 00 – Process Piping & Equipment Installation – HASKELL SELF PERFORM ESTIMATE
  - h. 40 60 00 – Process Instrumentation & Controls Systems – Tesco PROPOSAL
3. Project Schedule

Haskell is thankful for this opportunity and is available at JEA's convenience to answer any questions or comments concerning this proposal.

Sincerely,



**John Morrison**  
Construction Manager



Office: 111 Riverside Avenue, Jacksonville, FL 32202  
Jobsite: 96237 Amelia Concourse | Yulee, FL 32097  
Cell: 727.642.0549 | [John.Morrison@haskell.com](mailto:John.Morrison@haskell.com)

**Nassau Regional WRF Expansion Project**  
**Yulee, Florida**

**Client:** JEA  
**Client Job No.** 8004271

**January 18, 2024**

**GST #2**  
**ESTIMATE SUMMARY**

			<b>COST</b>
Division 01 00 00	General Conditions		\$0
	Subcontractor Default Insurance		\$1,982
Division 01 50 00	Third Party Testing [ALLOWANCE]		\$5,000
03 00 00	Concrete		\$23,266
09 00 00	Painting		\$2,146
26 00 00	Electrical		\$57,547
31 00 00	Earthwork & Site Improvements		\$62,984
33 16 32	Prestressed Concrete Tanks		\$1,332,416
40 00 00	Process Mechanical [Haskell Self Perform]		\$337,941
40 60 00	Process Instrumentation & Controls		\$19,250
	JEA Contingency		\$100,000
	Haskell Contingency		\$25,000
	<b>SUBTOTAL</b>		<b>\$1,967,532</b>
	Payment & Performance Bond (Base)	0.6705%	\$14,776
	Payment & Performance Bond (2 YR Warranty)	0.1193%	\$2,629
	General Liability Insurance	1.20%	\$26,445
	Builders Risk Insurance	0.8953%	\$19,730
	Overhead & Profit	8.50%	\$172,645
	<b>INDIRECT SUBTOTAL</b>		<b>\$236,225</b>
	<b>SUBTOTAL</b>		<b>\$2,203,757</b>

CO-017

INTEG-CRETE CONSTRUCTION  
10550 WEST MIDWAY ROAD  
FT. PIERCE, FL 34945

GC# CGC1523363  
OFFICE NUMBER 772-216-4412  
EMAIL [justin@integcrete.com](mailto:justin@integcrete.com)

FROM:	INTEG-CRETE CONSTRUCTION LLC
TO:	HASKELL
ATTN	JOHN MORRISON
W.O.#:	JEANASSAU - HASKELL
DATE:	10/06/23
CHANGE #:	17
FAX NUMBER:	

Office use only	
Budget posted	
Status	<input type="checkbox"/> Pending
	<input type="checkbox"/> Rejected
	<input type="checkbox"/> Approved
Estimator	JD
Ext of Time # Days	10

REASON FOR CHANGE		ADD CURB AND SPLASH PAD FOR ADDT'L GST	
	A. BUDGET ERROR	REFERENCE #:	
	B. PLAN ERROR	WORK LOCATION	
	C. PRICE CHANGE	JOB NAME	0
X	D. ADD IN ADDITIONAL WORK		
	E. DEDUCT FROM CONTRACT		
	F. OTHER		

CHANGE #	DESCRIPTION	QTY	UNIT PRICE	TOTAL PRICE
----------	-------------	-----	------------	-------------

17

**Materials**

4500 Regular	13	\$182.00	\$2,366.00
reinforcing rebar straight	1360	\$0.72	\$979.20
Short Load	1	\$350.00	\$350.00
form materials/accessories	800	\$1.25	\$1,000.00
Patch Material	5	\$89.00	\$445.00
		Sub-total	\$5,140.20
	7.00%	Tax	\$359.81
		Total	\$5,500.01

**Labor**

Superintendent	4	\$90.00	\$360.00
Forman (layout)	8	\$80.00	\$640.00
Carpenter	100	\$52.00	\$5,200.00
Labor	100	\$40.00	\$4,000.00

**Subcontractor/Rentals**

Rebar Labor Install	1360	\$0.35	\$476.00
Patch Subcontractor	400	\$4.00	\$1,600.00
Concrete Finishers	5	\$675.00	\$3,375.00

	Labor and Rentals	\$15,651.00
	Materials	\$5,500.01
	Total M, L, R	\$21,151.01
10%	Overhead	\$2,115.10
	Sub-total	\$23,266.12
0%	Profit	\$0.00
	<b>Total w/o Bond</b>	<b>\$23,266.12</b>
0.00%	<b>Bond ADD</b>	<b>\$0.00</b>
	<b>Total Change order</b>	<b>\$23,266.12</b>

CO-017

Sub-Contractor Representative

Contractors Representative

---

---

**Description of change**

Cost associated with installing 8x16 concrete curb around GST Tank, along with additional splash pad

**Sub-Contractor reserves the right to time under the terms and conditions of the contract.**

**If Contractor executed change order is not received at the time work is performed**

**Sub-Contractor will be performing the work under protest per contract provisions.**

**Sub-Contractor will invoice change order work the following month the work is performed  
by signing daily tickets Contractor agrees to fund change order work within 30 days**

1609 Cherrywood Lane  
Longwood, FL 32750  
Phone: 407-331-3805  
Fax: 407-331-4019



- *Painting & Coatings*
- *Seamless flooring*
- *Special Finishes*
- *Waterproofing*
- *Wall coverings*
- *Restoration & Repair*
- *Project Management*

January 12, 2024

Ryan Richman  
Haskell Construction Company  
111 Riverside Avenue,  
Jacksonville, FL 32202

Re: JEA Nassau WRF Expansion – Additional Ground Storage Tank Piping.

Dear Ryan:

Please find below our pricing for the above referenced project per the plans and specifications and in accordance with the scope of work listed:

SCOPE OF WORK BUILDING PAINTING:

- Added 24" Piping.
- Includes all access & hoisting.
- Includes all paint-related prep and protection.

Total Cost Painting: \$ 2,146.00

If you have any questions, please call me @ 407-331-3805. Thank you for this opportunity.

Sincerely,

A handwritten signature in black ink, appearing to read "Mike Percopo", is written over a light blue circular background.

Mike Percopo  
COO/Founder  
Percopo Coatings Company  
Cc: 23-064 Job File.



## Change Order Request

C.O.R. #: C2315-000

Date: January 16, 2024

Project Name: JEA Nassau Regional WRF-

Project #: C2315

To: Haskell  
Attn: John Morrison  
111 Riverside Ave.  
Jacksonville, FL 32202

From: Tucker Littlepage  
Address: 3300 Faye Road  
Jacksonville, FL 32226

Phone: (904) 210-9477

Fax:

Phone: (904) 358-7344

Fax:

We herby propose to make the following changes:

Supply & Install Conduit & Cable for GST #2 per GST #1 Drawings

Change Order Price:

\$57,547.20

This price is good for **30 days**. If conditions change, this price is void.

We are requesting a time extension of **0 days** in conjunction with this change order.

Tucker Littlepage

January 16, 2024

Author

Date Sent



Accepted

The above pricing and specifications of this Change Order are satisfactory and are hereby accepted.  
All work to be performed under the same terms and conditions as specified in original contract unless  
otherwise specified.

Authorized Signature

Date of Acceptance



## Change Order Request



C.O.R. #: C2315-000

Date: 01/16/2024

Project #: C2315

Project Name: JEA Nassau Regional WRF-

**Labor**

<u>Labor Type</u>	<u>Man Hrs</u>	<u>\$/Hr</u>		<u>Total Tax</u>	<u>Total Labor</u>
Journeyman Electrician	239.00	\$86.33			\$20,632.87
Apprentice Electrician	239.00	\$44.95			\$10,743.05
Foreman (10% of JW Hrs)	24.00	\$122.17			\$2,932.08
Sub Total				\$0.00	\$34,308.00
Grand Total				<b>\$0.00</b>	<b>\$34,308.00</b>

**Materials**

<u>Materials</u>	<u>Quantity</u>	<u>Cost</u>	<u>Tax</u>	<u>Total Tax</u>	<u>Total Materials</u>
Lot	1.00	\$10,767.68	7.00%	\$753.74	\$11,521.42
	0.00	\$0.00	7.00%	\$0.00	\$0.00
	0.00	\$0.00	7.00%	\$0.00	\$0.00
	0.00	\$0.00	7.00%	\$0.00	\$0.00
Sub Total				\$753.74	\$11,521.42
Grand Total				<b>\$753.74</b>	<b>\$11,521.42</b>

**Equipment**

<u>Equipment</u>	<u>Quantity</u>	<u>Cost</u>	<u>Tax</u>	<u>Total Tax</u>	<u>Total Materials</u>
Mini Excavator	1.00	\$1,500.00	7.00%	\$105.00	\$1,605.00
Skid Steer	0.00	\$0.00	7.00%	\$0.00	\$0.00
Crane	0.00	\$0.00	7.00%	\$0.00	\$0.00
	0.00	\$0.00	7.00%	\$0.00	\$0.00
Sub Total				\$105.00	\$1,605.00
Grand Total				<b>\$105.00</b>	<b>\$1,605.00</b>

**Expenses**

<u>Expenses</u>	<u>Quantity</u>	<u>Cost</u>	<u>Tax</u>	<u>Total Tax</u>	<u>Total Materials</u>
Small Tool	478.00	\$5.00	0.00%	\$0.00	\$2,390.00
	0.00	\$0.00	0.00%	\$0.00	\$0.00
Sub Total				\$0.00	\$2,390.00
Grand Total				<b>\$0.00</b>	<b>\$2,390.00</b>

**Subcontractors**

<u>Subcontractors</u>	<u>Quantity</u>	<u>Cost</u>	<u>Tax</u>	<u>Total Tax</u>	<u>Total Materials</u>
	0.00	\$0.00	0.00%	\$0.00	\$0.00
	0.00	\$0.00	0.00%	\$0.00	\$0.00
Sub Total				\$0.00	\$0.00
Grand Total				<b>\$0.00</b>	<b>\$0.00</b>

<b>Total:</b>		<b>\$49,824.42</b>
<b>Overhead:</b>	<b>10.00%</b>	<b>\$4,982.44</b>
<b>Profit:</b>	<b>5.00%</b>	<b>\$2,740.34</b>
<b>Subcontractor:</b>		<b>\$0.00</b>
<b>Markup Subcontractor:</b>	<b>10.00%</b>	<b>\$0.00</b>
<b>Total:</b>		<b>\$57,547.20</b>

Job ID: TLTest

Project: TLTest



## Takeoff

Vendor: GB JACK

Labor Level:

16 Jan 2024 13:18:14

Phase: BASE

Item #	Qty	U/M	Q/M	Size	Description	Material Unit	Material Result	Labor Unit	Labor Result
TITLE	50.00		M		BACKHOE 24" X 48"	0.0000	0.00	0.0000	0.00
390119	50.00	FT	E	24" x 48" DEEP	BACKHOE TRENCHING	0.0000	0.00	0.0480	2.40
390145	50.00	FT	E	24" x 36" DEEP	BACKHOE BACKFILL TRENCH	0.0000	0.00	0.1620	8.10
390078	50.00	FT	M	24" WIDE	HAND TRIM SAND TRENCH	0.0000	0.00	0.0600	3.00
390294	15.00	YD	M	4000#	CONCRETE	200.0000	3,000.00	0.4500	6.75
13	1.00	EA	M		MEDIUM STAND	500.0000	500.00	8.0000	8.00
150950	1.00		M	12X12	NEMA 4X SS J-BOX	500.0000	500.00	4.0000	4.00
TITLE	1.00		M		LEVEL TRANSMITTER	0.0000	0.00	0.0000	0.00
450005	1.00	EA	M		LEVEL TRANSMITTER	0.0000	0.00	4.5000	4.50
50069	6.00	FT	M	1/2	LIQUIDTITE CONDUIT	0.9152	5.49	0.9000	5.40
50079	1.00	EA	M	1/2	LIQUIDTITE ANGLE CONNECTOR	2.7769	2.78	0.1800	0.18
50089	1.00	EA	M	1/2	LIQUIDTITE STRAIGHT CONNECTOR	1.9210	1.92	0.1800	0.18
40139	2.00	EA	M	1/2	PLASTIC BUSHING	0.0627	0.13	0.2200	0.44
14	1.00	EA	M		INSTRUMENT DISCONNECT	100.0000	100.00	1.0000	1.00
15	1.00	EA	M		50-OLM-01	50.0000	50.00	10.0000	10.00
TITLE	1.00		M		ELEMENT TRANSMITTER	0.0000	0.00	0.0000	0.00
450010	1.00	EA	M		ELEMENT TRANSMITTER	0.0000	0.00	3.0000	3.00
50069	6.00	FT	M	1/2	LIQUIDTITE CONDUIT	0.9152	5.49	0.9000	5.40
50079	1.00	EA	M	1/2	LIQUIDTITE ANGLE CONNECTOR	2.7769	2.78	0.1800	0.18
50089	1.00	EA	M	1/2	LIQUIDTITE STRAIGHT CONNECTOR	1.9210	1.92	0.1800	0.18
40139	2.00	EA	M	1/2	PLASTIC BUSHING	0.0627	0.13	0.2200	0.44
TITLE	2.00		M		LIMIT SWITCH	0.0000	0.00	0.0000	0.00
450047	2.00	EA	M		LIMIT SWITCH	0.0000	0.00	2.5000	5.00
50069	12.00	FT	M	1/2	LIQUIDTITE CONDUIT	0.9152	10.98	0.9000	10.80
50079	2.00	EA	M	1/2	LIQUIDTITE ANGLE CONNECTOR	2.7769	5.55	0.1800	0.36
50089	2.00	EA	M	1/2	LIQUIDTITE STRAIGHT CONNECTOR	1.9210	3.84	0.1800	0.36
40139	4.00	EA	M	1/2	PLASTIC BUSHING	0.0627	0.25	0.2200	0.88

Cogburn Bros., Inc.

3300 Faye Road  
Jacksonville, FL 32226

Phone: 904-358-7344

Web:

## Award# 5 02/01/2024 Supporting Documents

Takeoff Report: TLTest

16 Jan 2024 13:18:14

Phase: BASE

Item #	Qty	U/M	Q/M	Size	Description	Material Unit	Material Result	Labor Unit	Labor Result
TITLE	1.00		M		20A DUP.GFCI SURFACE.MTD.DWET	0.0000	0.00	0.0000	0.00
140011	1.00	EA	M	20A	DUPLEX GFCI RECEPTACLE	18.2700	18.27	0.5200	0.52
150587	1.00	EA	M	3/4	1G FS / FD 2-HUBS THREADED BOX	43.7300	43.73	1.4000	1.40
140771	1.00	EA	M	VERT	1G WP GFCI RECEPT PLATE	58.2100	58.21	0.3000	0.30
	0.00				<b>GROUNDING</b>				
100299	4.00	EA	M	3/4 x 10	SECTIONAL CU GRND ROD	46.3400	185.36	2.7000	10.80
100310	4.00	EA	M		GROUND TEST WELL	150.0000	600.00	3.0000	12.00
70151	450.00	FT	M	4/0	BARE CU (STR)	3.9361	1,771.25	0.0435	19.57
100765	6.00	EA	M	4/0	TEE/WYE SPLICE CADWELD	20.6000	123.60	2.5500	15.30
390051	400.00	FT	M	12W x 30D	HAND TRENCHING SAND	0.0000	0.00	0.1800	72.00
390076	400.00	FT	M	12" WIDE	HAND TRIM SAND TRENCH	0.0000	0.00	0.0300	12.00
390128	400.00	FT	E	12" WIDE	MACHINE COMPACT TRENCH	0.0000	0.00	0.0756	30.24
	0.00				<b>CONDUIT AND WIRE</b>				
	0.00				<b>P-043-159</b>				
TITLE	100.00		M	1"	SCH 40 IN DUCTBANK 1-DUCT	0.0000	0.00	0.0000	0.00
10057	100.00	FT	M	1	PVC SCH 40	0.9485	94.85	0.0363	3.63
40024	4.00	C	M	OUNCE	PVC (GLUE) CEMENT	0.3265	1.31	0.0162	0.06
20225	4.00	EA	M	1	GRC/PVC COATED 90-DEG ELBOW	37.6500	150.60	1.0400	4.16
30249	8.00	EA	M	1	PVC FEMALE ADAPTER	0.4616	3.69	0.1350	1.08
30259	4.00	EA	M	1	PVC END BELLS	2.0681	8.27	0.2400	0.96
390038	20.00	EA	M	2 x 3	BASE DUCT BANK CONDUIT SPACER	1.2844	25.69	0.2250	4.50
70061	360.00	FT	M	10	XHHW CU (STR)	0.2718	97.84	0.0240	8.64
10098	5.00	FT	M	1	PVC COATED GRC 40MIL	11.4216	57.11	0.1500	0.75
10164	1.00	EA	M	1	CONDUIT CUT & THREAD	0.0000	0.00	0.5850	0.59
40056	1.00	EA	M	1	MYERS THREADED GROUNDING HUB	13.6529	13.65	1.8000	1.80
240687	1.00	FT	M	1 5/8" x 1 5/8"H	U-STRUT SGL-CHNL SLOT ALUM	5.1433	5.14	0.1850	0.19
240692	1.00	EA	M	1	ALUM STRUT CLAMP	1.5141	1.51	0.0450	0.05
	0.00				<b>P-043-192</b>				
TITLE	100.00		M	1"	SCH 40 IN DUCTBANK 1-DUCT	0.0000	0.00	0.0000	0.00
10057	100.00	FT	M	1	PVC SCH 40	0.9485	94.85	0.0363	3.63
40024	4.00	C	M	OUNCE	PVC (GLUE) CEMENT	0.3265	1.31	0.0162	0.06
20225	4.00	EA	M	1	GRC/PVC COATED 90-DEG ELBOW	37.6500	150.60	1.0400	4.16
30249	8.00	EA	M	1	PVC FEMALE ADAPTER	0.4616	3.69	0.1350	1.08
30259	4.00	EA	M	1	PVC END BELLS	2.0681	8.27	0.2400	0.96
390038	20.00	EA	M	2 x 3	BASE DUCT BANK CONDUIT SPACER	1.2844	25.69	0.2250	4.50

Cogburn Bros., Inc.

3300 Faye Road  
Jacksonville, FL 32226

Phone: 904-358-7344

Web:

## Award# 5 02/01/2024 Supporting Documents

Takeoff Report: TLTest

16 Jan 2024 13:18:14

Phase: BASE

Item #	Qty	U/M	Q/M	Size	Description	Material Unit	Material Result	Labor Unit	Labor Result
70061	360.00	FT	M	10	XHHW CU (STR)	0.2718	97.84	0.0240	8.64
10098	5.00	FT	M	1	PVC COATED GRC 40MIL	11.4216	57.11	0.1500	0.75
10164	1.00	EA	M	1	CONDUIT CUT & THREAD	0.0000	0.00	0.5850	0.59
40056	1.00	EA	M	1	MYERS THREADED GROUNDING HUB	13.6529	13.65	1.8000	1.80
240687	1.00	FT	M	1 5/8" x 1 5/8"H	U-STRUT SGL-CHNL SLOT ALUM	5.1433	5.14	0.1850	0.19
240692	1.00	EA	M	1	ALUM STRUT CLAMP	1.5141	1.51	0.0450	0.05
	0.00				<b>P-043-193</b>				
TITLE	100.00		M	1"	SCH 40 IN DUCTBANK 1-DUCT	0.0000	0.00	0.0000	0.00
10057	100.00	FT	M	1	PVC SCH 40	0.9485	94.85	0.0363	3.63
40024	4.00	C	M	OUNCE	PVC (GLUE) CEMENT	0.3265	1.31	0.0162	0.06
20225	4.00	EA	M	1	GRC/PVC COATED 90-DEG ELBOW	37.6500	150.60	1.0400	4.16
30249	8.00	EA	M	1	PVC FEMALE ADAPTER	0.4616	3.69	0.1350	1.08
30259	4.00	EA	M	1	PVC END BELLS	2.0681	8.27	0.2400	0.96
390038	20.00	EA	M	2 x 3	BASE DUCT BANK CONDUIT SPACER	1.2844	25.69	0.2250	4.50
70061	360.00	FT	M	10	XHHW CU (STR)	0.2718	97.84	0.0240	8.64
10098	5.00	FT	M	1	PVC COATED GRC 40MIL	11.4216	57.11	0.1500	0.75
10164	1.00	EA	M	1	CONDUIT CUT & THREAD	0.0000	0.00	0.5850	0.59
40056	1.00	EA	M	1	MYERS THREADED GROUNDING HUB	13.6529	13.65	1.8000	1.80
240687	1.00	FT	M	1 5/8" x 1 5/8"H	U-STRUT SGL-CHNL SLOT ALUM	5.1433	5.14	0.1850	0.19
240692	1.00	EA	M	1	ALUM STRUT CLAMP	1.5141	1.51	0.0450	0.05
	0.00				<b>C-043-156</b>				
TITLE	100.00		M	2"	SCH 40 IN DUCTBANK 1-DUCT	0.0000	0.00	0.0000	0.00
10060	100.00	FT	M	2	PVC SCH 40	1.9751	197.51	0.0684	6.84
20228	4.00	EA	M	2	GRC/PVC COATED 90-DEG ELBOW	79.3500	317.40	1.8000	7.20
30252	8.00	EA	M	2	PVC FEMALE ADAPTER	0.8945	7.16	0.2250	1.80
30262	4.00	EA	M	2	PVC END BELLS	3.7816	15.13	0.3400	1.36
40024	5.00	C	M	OUNCE	PVC (GLUE) CEMENT	0.3265	1.63	0.0162	0.08
390038	20.00	EA	M	2 x 3	BASE DUCT BANK CONDUIT SPACER	1.2844	25.69	0.2250	4.50
440001	240.00	FT	M	6-12 FBR	FIBER OPTIC T-BUFFER IN CABLE TRAY -	0.0000	0.00	0.0160	3.84
10101	10.00	FT	M	2	PVC COATED GRC 40MIL	22.9190	229.19	0.2700	2.70
10167	2.00	EA	M	2	CONDUIT CUT & THREAD	0.0000	0.00	1.0500	2.10
40059	2.00	EA	M	2	MYERS THREADED GROUNDING HUB	21.8773	43.75	2.4000	4.80
240687	1.00	FT	M	1 5/8" x 1 5/8"H	U-STRUT SGL-CHNL SLOT ALUM	5.1433	5.14	0.1850	0.19
240695	2.00	EA	M	2	ALUM STRUT CLAMP	1.9763	3.95	0.0600	0.12
	0.00				<b>C-043-157</b>				

Cogburn Bros., Inc.

3300 Faye Road  
Jacksonville, FL 32226

Phone: 904-358-7344

Web:

## Award# 5 02/01/2024 Supporting Documents

Takeoff Report: TLTest

16 Jan 2024 13:18:14

Phase: BASE

Item #	Qty	U/M	Q/M	Size	Description	Material Unit	Material Result	Labor Unit	Labor Result
TITLE	100.00		M	1"	SCH 40 IN DUCTBANK 1-DUCT	0.0000	0.00	0.0000	0.00
10057	100.00	FT	M	1	PVC SCH 40	0.9485	94.85	0.0363	3.63
40024	4.00	C	M	OUNCE	PVC (GLUE) CEMENT	0.3265	1.31	0.0162	0.06
20225	4.00	EA	M	1	GRC/PVC COATED 90-DEG ELBOW	37.6500	150.60	1.0400	4.16
30249	8.00	EA	M	1	PVC FEMALE ADAPTER	0.4616	3.69	0.1350	1.08
30259	4.00	EA	M	1	PVC END BELLS	2.0681	8.27	0.2400	0.96
390038	20.00	EA	M	2 x 3	BASE DUCT BANK CONDUIT SPACER	1.2844	25.69	0.2250	4.50
500085	120.00	FT	M		PULL LINE (STRING)	0.0411	4.93	0.0036	0.43
10098	5.00	FT	M	1	PVC COATED GRC 40MIL	11.4216	57.11	0.1500	0.75
10164	1.00	EA	M	1	CONDUIT CUT & THREAD	0.0000	0.00	0.5850	0.59
40056	1.00	EA	M	1	MYERS THREADED GROUNDING HUB	13.6529	13.65	1.8000	1.80
240687	1.00	FT	M	1 5/8" x 1 5/8"H	U-STRUT SGL-CHNL SLOT ALUM	5.1433	5.14	0.1850	0.19
240692	1.00	EA	M	1	ALUM STRUT CLAMP	1.5141	1.51	0.0450	0.05
0.00					<b>C-043-160</b>				
TITLE	100.00		M	1"	SCH 40 IN DUCTBANK 1-DUCT	0.0000	0.00	0.0000	0.00
10057	100.00	FT	M	1	PVC SCH 40	0.9485	94.85	0.0363	3.63
40024	4.00	C	M	OUNCE	PVC (GLUE) CEMENT	0.3265	1.31	0.0162	0.06
20225	4.00	EA	M	1	GRC/PVC COATED 90-DEG ELBOW	37.6500	150.60	1.0400	4.16
30249	8.00	EA	M	1	PVC FEMALE ADAPTER	0.4616	3.69	0.1350	1.08
30259	4.00	EA	M	1	PVC END BELLS	2.0681	8.27	0.2400	0.96
390038	20.00	EA	M	2 x 3	BASE DUCT BANK CONDUIT SPACER	1.2844	25.69	0.2250	4.50
70059	1,080.00	FT	M	14	XHHW CU (STR)	0.1336	144.24	0.0180	19.44
0.00					<b>C-043-161,162</b>				
TITLE	50.00		M		ALUM - INDUSTRIAL- 3/4"	0.0000	0.00	0.0000	0.00
10119	100.00	FT	M	3/4	ALUM CONDUIT	1.4786	147.86	0.0746	7.46
20188	6.00	EA	M	3/4	ALUM 90-DEG ELBOW	12.3401	74.04	0.4500	2.70
30604	6.00	EA	M	3/4	ALUMINUM COUPLING	3.9652	23.79	0.4500	2.70
40055	4.00	EA	M	3/4	MYERS THREADED GROUNDING HUB	12.3803	49.52	1.6500	6.60
240536	6.00	FT	M	1 5/8" x 1 5/8"H	U-STRUT CHNL 12G SS HOLE	10.1834	61.10	0.1850	1.11
240567	12.00	EA	M	3/4	S-STEEL STRUT CLAMP	1.6298	19.56	0.0450	0.54
160103	24.00	EA	M	1/4 x 2 1/4"	WEDGE ANCHOR (SS)	0.8000	19.20	0.3000	7.20
70059	600.00	FT	M	14	XHHW CU (STR)	0.1336	80.14	0.0180	10.80
0.00					<b>I-043-045,046</b>				
TITLE	20.00		M		ALUM - INDUSTRIAL- 3/4"	0.0000	0.00	0.0000	0.00
10119	40.00	FT	M	3/4	ALUM CONDUIT	1.4786	59.14	0.0746	2.98

Cogburn Bros., Inc.

3300 Faye Road  
Jacksonville, FL 32226

Phone: 904-358-7344

Web:

## Award# 5 02/01/2024 Supporting Documents

Takeoff Report: TLTest

16 Jan 2024 13:18:14

Phase: BASE

Item #	Qty	U/M	Q/M	Size	Description	Material Unit	Material Result	Labor Unit	Labor Result
20188	4.00	EA	M	3/4	ALUM 90-DEG ELBOW	12.3401	49.36	0.4500	1.80
30604	4.00	EA	M	3/4	ALUMINUM COUPLING	3.9652	15.86	0.4500	1.80
40055	4.00	EA	M	3/4	MYERS THREADED GROUNDING HUB	12.3803	49.52	1.6500	6.60
240536	3.00	FT	M	1 5/8" x 1 5/8"H	U-STRUT CHNL 12G SS HOLE	10.1834	30.55	0.1850	0.56
240567	5.00	EA	M	3/4	S-STEEL STRUT CLAMP	1.6298	8.15	0.0450	0.23
160103	10.00	EA	M	1/4 x 2 1/4"	WEDGE ANCHOR (SS)	0.8000	8.00	0.3000	3.00
90044	60.00		M	1 PR 22	PROFIBUS CABLE	0.9875	59.25	0.0180	1.08
Phase Totals:							10,767.68		478.61
Job Totals:							10,767.68		478.61

Cogburn Bros., Inc.

3300 Faye Road  
Jacksonville, FL 32226

Phone: 904-358-7344

Web:



January 12<sup>th</sup>, 2024

Mr. John Morrison  
Project Manager  
HASKELL  
111 Riverside Ave  
Jacksonville, FL 32202

Project: 4023004 – JEA Nassau WRF Final Works  
County / Section: Nassau

**RE: CHANGE ORDER REQUEST 016-016**

Dear Mr. Morrison,

In response to the correspondence “JEA Nassau WRF | GST #2 Pricing”, please see below cost breakdown estimate to complete the requested work associated with the revisions present in the recently issued plan sheets. This pricing remains a ROM and may have additional cost impacts once more information is provided.

Cost Breakdown		
Labor	\$	11,220.81
Equipment	\$	11,956.67
Subcontractors	\$	2,185.00
Material	\$	37,307.86
<b>Proposal:</b>	<b>\$</b>	<b>62,983.69</b>

Based on the enclosed information, please issue a change order in the amount of **SIXTY TWO THOUSAND NINE HUNDRED EIGHTY THREE DOLLARS AND 69/100 (\$62,983.69)** along with Five (5) Contract Days.

Thank you for the opportunity to price this work, please feel free to contact me with questions.

Respectfully submitted,

**PHILLIPS & JORDAN, INC.**  
Cameron Pate, Project Engineer

Cc: John Morrison  
Aaron Kanouse  
Tim Clay  
Ryan Richman  
Jesse Ertle  
Tyler Hardin



## Award# 5 02/01/2024 Supporting Documents

## Phillips & Jordan, Inc.

### PRICING WORKSHEET

PROJECT NO:  
PROJECT: JEA NASSAU  
P&J JOB #: 4023004

DATE: 01/12/24

**DESCRIPTION OF ADDITIONAL WORK:**

### Additon of GST #2

**Notes:**

FILL POND AREA, REMOVE STORM, GRADE AND PLACE LIMEROCK ROAD, FINE GRADE PAD FOR TANK/COORDINATION WITH CONCRETE SUB

LABOR						EQUIPMENT							
NAME / CLASS	REGULAR RATE	REGULAR HRS	PREMIUM RATE	PREMIUM HRS	TOTAL	DESCRIPTION	ACTIVE RATE	ACTIVE HRS	STANDBY RATE	IDLE HRS	TOTAL		
*****EARTHWORK*****						Excavator, Caterpillar 336F	\$164.98	20.00	-	-	\$3,299.60		
General Foreman	\$81.96	30.00	\$122.94	0.00	\$2,458.80	Front-End Loader, Caterpillar 950K	\$102.89	30.00	-	-	\$3,086.70		
Excavator Operator (Operator-A)	\$56.01	30.00	\$84.02	0.00	\$1,680.30	Trench Compactor	\$67.94	30.00	-	-	\$2,038.20		
Loader Operator (Operator-B)	\$56.01	30.00	\$84.02	0.00	\$1,680.30	D3K Dozer	\$98.63	20.00	-	-	\$1,972.60		
Laborer	\$45.08	30.00	\$67.62	0.00	\$1,352.40								
SUBTOTAL LABOR					\$7,171.80	SUBTOTAL EQUIPMENT					\$10,397.10		
LABOR BURDEN					36.05% \$2,585.43	EQUIPMENT MARK-UP					15.0% \$1,559.57		
LABOR MARK-UP					15.0% \$1,463.58								
TOTAL LABOR						\$11,220.81	TOTAL EQUIPMENT						\$11,956.67
SUBCONTRACTOR						MATERIAL							
DESCRIPTION	QTY	UNIT	PRICE	TOTAL	DESCRIPTION	PRICE	UNIT	QTY	TOTAL				
Haul-off for Storm Structure S-4	1	LS	\$1,500.00	\$1,500.00	Fill Dirt	\$13.33	CY	786.00	\$10,477.38				
Haul off for ADS Pipe	1	LS	\$400.00	\$400.00	FDOT Grey Brick and Mortar	\$1,324.71	EA	1.00	\$1,324.71				
					Limerock Base (TAX INCLUDED)	\$51.33	TN	386.00	\$19,813.38				
SUBTOTAL SUBCONTRACTOR				\$1,900.00	SUBTOTAL MATERIAL				\$31,615.47				
P&J MARK-UP				15.0% \$285.00	SALES TAX				7.0% \$826.15				
					MATERIAL MARK-UP				15.0% \$4,866.24				
TOTAL SUBCONTRACT					\$2,185.00	TOTAL EQUIPMENT					\$37,307.86		
CONTRACTORS REP					DATE	LABOR					\$11,220.81		
SUBCONTRACTORS REP					DATE	EQUIPMENT					\$11,956.67		
OWNERS REP					DATE	SUBCONTRACT					\$2,185.00		
						MATERIAL					\$37,307.86		
						BOND					\$13.35		
						TOTAL					\$62,983.69		
						PROPOSAL TOTAL					QTY 1 UOM LS UNIT PRICE \$62,983.69		

**Morrison, John H.**

---

**From:** Shawn Miller <smiller@precontanks.com>  
**Sent:** Friday, December 8, 2023 8:19 AM  
**To:** Morrison, John H.  
**Cc:** mjv@precontanks.com  
**Subject:** Nassau Regional - Reject Tank

**External Email**

John

Cost for a 1.5 MG reject storage tank with dimensions 85'-0" ID x 35'-6" WD is \$1,320,531.00. This includes a 4" membrane slab, prestress/shotcrete walls, concrete dome, accessories similar to reclaimed tank, and exterior paint. Excludes site work, piping, baffles, and interior paint.

Cost for a similar tank with no dome, 37'-6" WH (2' free board), and an aluminum platform at ladders would be \$1,058,172.00.

These prices reflect the savings we would have by building the tank while we are already on-site. The open-top can also be configured to accept a future concrete dome with minimal additional cost.

Please let me know if there is anything else we can provide for your use.

Thanks,

**SHAWN MILLER, PE**  
**PROJECT MANAGER**

GST #2	\$1,320,531
P&P BOND	\$ 11,885
<b>TOTAL</b>	<b>\$1,332,416</b>

**PRECON CORPORATION**  
115 SW 140<sup>TH</sup> TERRACE  
NEWBERRY FLORIDA 32669  
352-332-1200 OFFICE  
352-332-1199 FAX  
954-678-7872 CELL  
[SMILLER@PRECONTANKS.COM](mailto:SMILLER@PRECONTANKS.COM) EMAIL

Group 1: STRUCTURE CODE  
Group 2: Line Tag

Item Code	Description	Quantity	UM	Crew	MH Unit	Total Hours	Labor Unit	Matl Unit	Equip Unit	Sub Unit	Labor Total	Matl Total	Equip Total	Sub Total	Total UnitCost	Total Cost
<b>ORIGINAL ESTIMATE FOR GST #1</b>																
<b>PLE - 50 RECLAIMED WATER STORAGE TANK - UNDERSLAB PART BURIED</b>																
15060.000	24" x2' D.I. MJXWCXPE WALLPIPE - (EXPOSED)	1.00	EA	1500				1,610.47				1,610			1,610.47	1,610
15060.001	24" x3' D.I. FLXWCXMJ WALLPIPE - (EXPOSED)	1.00	EA	1500				3,068.35				3,068			3,068.35	3,068
<b>** Total PLE - 50 RECLAIMED WATER STORAGE TANK - UNDERSLAB PART BURIED</b>												<b>4,679</b>				<b>4,679</b>
<b>PLE - 50 RECLAIMED WATER STORAGE TANK - WET</b>																
15060.002	24" x20' DUCTILE PIPE-FLGxFLG SPOOLS -C115/A21.15 - (EXPOSED)	2.00	EA	1500	12.870	26	684.88	9,726.51			1,370	19,453			10,411.39	20,823
15060.003	3/4" FIG.1309 SS WEDGE ANCHOR - (EXPOSED)	16.00	EA	1500	0.250	4	13.30	8.03			213	128			21.33	341
15060.004	24" SHRT-90DEG./1/4 BEND- FLG - (EXPOSED)	1.00	EA	1500	14.680	15	781.20	3,156.92			781	3,157			3,938.11	3,938
15060.005	24" SS PIPE STANCHION SUPPORT - (EXPOSED)	4.00	EA	1500	2.500	10	133.04				532				133.04	532
15060.006	24" SST 316 B&G SETS - (EXPOSED)	2.00	EA	1500				690.93				1,382			690.93	1,382
15060.007	E STD. PIPE MARKER - (EXPOSED)	1.00	EA	1500	0.500	1	26.61	24.61			27	25			51.22	51
<b>** Total PLE - 50 RECLAIMED WATER STORAGE TANK - WET</b>												<b>2,923</b>	<b>24,145</b>			<b>27,067</b>
<b>PW - 50 RECLAIMED WATER STORAGE TANK - EXPOSED</b>																
15070.014	2" BRASS TAG W CHAIN - (EXPOSED)	1.00	EA	1500	0.100		5.32	10.70			5	11			16.02	16
15070.015	8" x12' DUCTILE PIPE-FLGxFLG SPOOLS -C115/A21.15 - (EXPOSED)	1.00	EA	1500	4.950	5	263.41	1,580.18			263	1,580			1,843.59	1,844
15070.016	8" x20' DUCTILE PIPE-FLGxFLG SPOOLS -C115/A21.15 - (EXPOSED)	2.00	EA	1500	5.500	11	292.68	2,412.39			585	4,825			2,705.07	5,410
15070.017	1/2" FIG.1309 SS WEDGE ANCHOR - (EXPOSED)	8.00	EA	1500	0.250	2	13.30	4.28			106	34			17.58	141
15070.018	8" PLUG VALVE FF W/HW OPERATOR - (EXPOSED)	1.00	EA	1500	6.160	6	327.80	2,015.63			328	2,016			2,343.44	2,343
15070.019	8" SHRT-90DEG./1/4 BEND- FLG - (EXPOSED)	2.00	EA	1500	3.370	7	179.33	335.65			359	671			514.98	1,030



## NASSAU 75% FWP PROCESS PIPING &amp; EQUIPMENT

Detail - With Taxes and Insurance  
Project Size: 1000 SF  
Job #: 6704125  
Estimator: DJB/JJV/KJM/MWS

Group 1: STRUCTURE CODE  
Group 2: Line Tag

Item Code	Description	Quantity	UM	Crew	MH Unit	Total Hours	Labor Unit	Matl Unit	Equip Unit	Sub Unit	Labor Total	Matl Total	Equip Total	Sub Total	Total UnitCost	Total Cost
15070.020	8" SS PIPE STANCHION SUPPORT - (EXPOSED)	2.00	EA	1500	1.750	4	93.13				186				93.13	186
15070.021	8" SST 316 B&G SETS - (EXPOSED)	2.00	EA	1500				40.24				80			40.24	80
15070.022	8" SST 316 B&G SETS - (EXPOSED)	4.00	EA	1500				40.24				161			40.24	161
15070.023	E STD. PIPE MARKER - (EXPOSED)	1.00	EA	1500	0.500	1	26.61	24.61			27	25			51.22	51
<b>** Total PW - 50 RECLAIMED WATER STORAGE TANK - EXPOSED</b>						<b>35</b>					<b>1,860</b>	<b>9,403</b>				<b>11,263</b>
<b>Line Tag ALL SST</b>																
15340.000	SST PCKG PACKG 50 RECLAIMED STO TANK	1.00	LS	1500				4,706.47				4,706			4,706.47	4,706
<b>** Total Line Tag ALL SST</b>												<b>4,706</b>				<b>4,706</b>
<b>Line Tag ALL SUPP</b>																
15350.000	SUPPORTS PCKG RECLAIMED WATER GST	1.00	LS	1500				131,113.79				131,114			131,113.79	131,114
<b>** Total Line Tag ALL SUPP</b>												<b>131,114</b>				<b>131,114</b>
<b>INSTRUMENTATION AND CONTROLS</b>																
17600.152	OPTICAL LINK MODULE Tag - 50-OLM-01	1.00	EA	1100												
17603.005	FLOAT SWITCH LEVEL ELEMENT & TRANS TAG 50-LSLL-0202 + 50-LSH-0203	2.00	EA	1100	0.500	1	25.77				52				25.77	52
17603.055	HYDROSTATIC LE - 4" FL TAG 50-LE/LIT-0201	1.00	EA	1100	4.000	4	206.19				206				206.19	206
17605.155	FLOOR CASTING FOR LEVEL ELEMENT @ RECLAIM TANK FLOAT SWITCHES (8" SS X 2' W TAPPED BF & B&G SET)	1.00	EA	1100	3.000	3	154.64	856.00			155	856			1,010.64	1,011
17648.000	VERTICAL POST TRANSMITTER STAND - BY ELECTRICAL	1.00	EA	1100												
17648.002	SUNSHADE / RAIN HOOD - BY ELECTRICAL	1.00	EA	1100												
17648.006	ANCHOR BOLTS BY ELECTRICAL	4.00	EA	1100												
17648.010	LEVEL SWITCH SS CABLE & ANCHOR DTL 6 I-99-607 BY PRO MECH	1.00	EA	1100	1.000	1	51.55	225.00			52	225			276.55	277
<b>** Total INSTRUMENTATION AND CONTROLS</b>						<b>9</b>					<b>464</b>	<b>1,081</b>				<b>1,545</b>
<b>PIPE ENCASEMENT</b>																
3050.200	PROTECT & CURE	416.16	SF	0301	0.004	2	0.22	0.02			93	9			0.24	102
3105.220	PIPE ENCASEMENT / THRUST BLOCK FORMS	416.16	SF	0305	0.222	92	10.82				4,503				10.82	4,503
3105.290	STRIP FORMS	416.16	SF	0325	0.089	37	4.20				1,749				4.20	1,749
3180.060	MISC. FORM MAT'L	416.16	SF					4.28				1,781			4.28	1,781
3200.010	REBAR - PIPE ENCASEMENTS	2,972.74	LB					0.96		0.38		2,863		1,115	1.34	3,978



## NASSAU 75% FWP PROCESS PIPING &amp; EQUIPMENT

Detail - With Taxes and Insurance  
Project Size: 1000 SF  
Job #: 6704125  
Estimator: DJB/JJV/KJM/MWS

Group 1: STRUCTURE CODE  
Group 2: Line Tag

Item Code	Description	Quantity	UM	Crew	MH Unit	Total Hours	Labor Unit	Matl Unit	Equip Unit	Sub Unit	Labor Total	Matl Total	Equip Total	Sub Total	Total UnitCost	Total Cost
3300.054	PIPE ENCASEMENT CONCRETE	24.01	CY	0315	0.888	21	42.88				1,030				42.88	1,030
3300.115	3000# CONCRETE - CLASS B ENCASEMENT	24.01	CY					203.84				4,894			203.84	4,894
3300.200	CONCRETE PUMPING	24.01	CY							2.50				60	2.50	60
3390.100	SMALL TOOLS	153.00	MH					2.14				327			2.14	327
3390.200	EXPENDABLES	153.00	MH					0.54				82			0.54	82
3390.300	SAFETY EQUIPMENT	153.00	MH						0.75				115		0.75	115
3390.400	SUPPORT EQUIPMENT	153.00	MH						5.00				765		5.00	765
3390.810	MATERIAL HANDLING - 1/2 TIME OPERATOR	0.50	WK	0222	20.000	10	1,030.95	107.00	1,000.00		515	54	500		2,137.95	1,069
3391.210	FOREMAN SUBSISTENCE	0.50	WK					604.00				302			604.00	302
3391.305	CRAFTSMEN SUBSISTENCE	2.50	WK					518.00				1,295			518.00	1,295
3391.400	FOREMAN / OPERATOR / CRAFTSMEN FIELD TRAVEL	1.00	TRIP					500.00				500			500.00	500
** Total PIPE ENCASEMENT						162					7,890	12,107	1,380	1,175		22,552
Line Tag PPGRS																
15337.895	PIPE MATERIAL HANDLING (8%)	1.00	LS	1500	18.160	18	966.38				966				966.38	966
15337.900	PIPE TESTING (6%)	1.00	LS	1500	13.620	14	724.79	5,000.00			725	5,000			5,724.79	5,725
15338.100	SMALL TOOLS	313.00	MH					2.14				670			2.14	670
15338.200	EXPENDABLES	313.00	MH					0.54				167			0.54	167
15338.300	SAFETY EQUIPMENT	313.00	MH						0.75				235		0.75	235
15338.400	SUPPORT EQUIPMENT	313.00	MH						3.00				939		3.00	939
15338.800	MATERIAL HANDLING	1.00	WK	0221	40.000	40	2,061.90	256.80	1,000.00		2,062	257	1,000		3,318.70	3,319
15339.210	FOREMAN SUBSISTENCE	1.00	WK					604.00				604			604.00	604
15339.220	FOREMAN SUBSISTENCE (GROSS UP ADDER AFTER 1 YEAR)	1.00	WK					302.00				302			302.00	302
15339.305	CRAFTSMEN SUBSISTENCE	5.00	WK					518.00				2,590			518.00	2,590
15339.310	CRAFTSMEN SUBSISTENCE (GROSS UP ADDER AFTER 1 YEAR)	5.00	WK					259.00				1,295			259.00	1,295
15339.400	FOREMAN / OPERATOR / CRAFTSMEN FIELD TRAVEL	2.00	TRIP					500.00				1,000			500.00	1,000
** Total Line Tag PPGRS						72					3,753	11,885	2,174			17,812
PROCESS EQUIPMENT																
3300.205	CONCRETE PUMP TRUCK	12.00	HR							130.00				1,560	130.00	1,560
** Total PROCESS EQUIPMENT														1,560		1,560
PW LOOP TO 50																
15070.078	8" x8' DUCTILE PIPE-FLG x PE - C115/A21.15 - (IN UG PCKG)	1.00	EA	1500	5.240	5	278.85				279				278.85	279
15070.083	E STD. PIPE MARKER - (IN UG PCKG)	1.00	EA	1500	0.500	1	26.61				27				26.61	27
** Total PW LOOP TO 50						6					305					305
OF 50																



## NASSAU 75% FWP PROCESS PIPING &amp; EQUIPMENT

Detail - With Taxes and Insurance  
Project Size: 1000 SF  
Job #: 6704125  
Estimator: DJB/JJV/KJM/MWS

Group 1: STRUCTURE CODE  
Group 2: Line Tag

Item Code	Description	Quantity	UM	Crew	MH Unit	Total Hours	Labor Unit	Matl Unit	Equip Unit	Sub Unit	Labor Total	Matl Total	Equip Total	Sub Total	Total UnitCost	Total Cost
15045.010	24" 90 DEG BEND MJxMJ C153 WT - (IN UG PCKG)	2.00	EA	1500	12.730	25	677.43				1,355				677.43	1,355
15045.011	24" D.I. PRJ /FT-Press CI 350 - (IN UG PCKG)	20.00	LF	1500												
15045.012	24" x7' DUCTILE PIPE-FLG x PE - C115/A21.15 - (IN UG PCKG)	1.00	EA	1500	12.340	12	656.67				657				656.67	657
15045.013	24" MEGALUG RETAINER GLAND-w/BOLTS - (IN UG PCKG)	4.00	EA	1500	1.330	5	70.78				283				70.78	283
15045.014	24" POLYETHELENE ENCASEMENT - (IN UG PCKG)	20.00	LF	1500												
15045.015	6" x1000" SEWER U/G NON DECT - (IN UG PCKG)	20.00	LF	1500												
15045.016	E STD. PIPE MARKER - (IN UG PCKG)	1.00	EA	1500	0.500	1	26.61				27				26.61	27
** Total OF 50						44					2,321					2,321
* Total RECLAIMED WATER STORAGE TANK						485					24,948	242,954	3,554	2,735		274,189

## ORIGINAL ESTIMATE FOR GST #1 (UG PIPING MATERIALS)

UNDERGROUND PIPE, FITTINGS, VALVES, SPECIALS

													FERGUSON WATERWORKS	
#	QTY	SIZE	"x	LENGTH	DESCRIPTION	SPEC	LINING	EXT COAT	DRAWING	LOCATION	LINE	COST GROUP	UNIT COST	EXT COST
445	15	24	"x		RJ PIPE	PC250	CML	AC	M-50-201	GST	OVERFLOW	DI PIPE	\$ 189.00	\$ 2,835.00
446	30	24	"x		RJ PIPE	PC250	CML	AC	M-50-201	GST	PLE	DI PIPE	\$ 189.00	\$ 5,670.00
447	2	24	"x		MJ 90 BEND	C153	CML	AC	M-50-201	GST	OVERFLOW	DI FITTING	\$ 1,945.00	\$ 3,890.00
448	1	24	"x	8'-0"	FLG X WC X PE (WC @ TBD FROM FLG)	CL53	CML	PRIMED	M-50-201	GST	OVERFLOW	DI RISER	\$ 4,550.00	\$ 4,550.00
449	1	24	"x	8'-0"	FLG x PE RISER	CL53	CML	PRIMED	M-50-201	GST	OVERFLOW	DI RISER	\$ 4,234.00	\$ 4,234.00
450	4	24	"x		DI MEGALUG W/ MJ HARDWARE & GASKET	40 05 19	N/A	N/A	M-50-201	GST	OVERFLOW	DI MJ ACCY	\$ 539.00	\$ 2,156.00
451	1	24	"x		MJ GATE VALVE	40 05 61	40 05 61	40 05 61	M-50-201	GST	PLE	VALVE	\$ 18,250.00	\$ 18,250.00
452	2	24	"x		MJ 90 BEND	C153	CML	AC	M-50-201	GST	PLE	DI FITTING	\$ 1,945.00	\$ 3,890.00
453	6	24	"x		DI MEGALUG W/ MJ HARDWARE & GASKET	40 05 19	N/A	N/A	M-50-201	GST	PLE	DI MJ ACCY	\$ 539.00	\$ 3,234.00
454	1	24	"x	4'-0"	PE x WC x PE (w/ WC @ 4" FROM PE)	CL53	CML	PRIMED	M-50-201	GST	PLE	DI RISER	\$ 3,610.00	\$ 3,610.00
455	1	24	"x	8'-0"	FLG X WC X PE (WC @ TBD FROM FLG)	CL53	CML	PRIMED	M-50-201	GST	PLE	DI RISER	\$ 4,550.00	\$ 4,550.00
456	1	8	"x		MJ GATE VALVE	40 05 61	40 05 61	40 05 61	M-50-201	GST	PLE	VALVE	\$ 1,171.00	\$ 1,171.00
457	1	8	"x		MJ 90 BEND	C153	CML	AC	M-50-201	GST	PLE	DI FITTING	\$ 162.00	\$ 162.00
458	1	8	"x	6'-0"	PE x WC x PE (w/ WC @ 4" FROM PE)	CL53	CML	PRIMED	M-50-201	GST	PLE	DI WALL PIPE	\$ 750.00	\$ 750.00
459	20	8	"x		RJ PIPE	PC350	CML	AC	M-50-201	GST	PLE	DI PIPE	\$ 43.00	\$ 860.00
460	4	8	"x		DI MEGALUG W/ MJ HARDWARE & GASKET	40 05 19	N/A	N/A	M-50-201	GST	PLE	DI MJ ACCY	\$ 71.00	\$ 284.00
													SALES TAX	\$ 60,096.00
													TOTAL	\$ 63,751.76

GST #1 Self Perform Estimate \$274,189.00  
UG Piping Materials \$ 63,751.76  
**TOTAL ESTIMATE GST #2 \$337,940.76**

To: Haskell  
Attn: John Morrison  
Re: JEA  
Nassau Regional WRF Expansion  
**Additional Ground Storage Tank Equipment & Services**

Quote Date: January 12, 2024  
Quote No.: COQ5  
Project No.: T-55178

Dear John:

Thank you for your continued interest in TESCO products, services, and solutions. We are pleased to quote the following scope of work pertaining to the above-referenced project. This quotation includes only the materials/services described below.

### Reason for Change Order

JEA has requested pricing to add Reclaimed Water Ground Storage Tank No. 2 onto the project. The contract documents show this tank to be a Future addition to the site.

### Scope of Work

Tesco Controls will furnish the needed field instrumentation needed for GST No. 2. These will match the instruments furnished for GST No. 1 and are indicated below. Tesco will also make modifications to 43-MCP-01 to accommodate the new signal in the PLC program and on the iFIX SCADA system.

### Scope of Supply

Item	Qty	Description
1	1	<b>Field Instrumentation for GST No. 2:</b> <ul style="list-style-type: none"><li>(2) Level Float Switches (LSH &amp; LSL)</li><li>(1) Level Sensor and Transmitter with Annual Seal (LE/LIT)</li></ul>
2	1	<b>Modifications to 43-MCP-01:</b> <ul style="list-style-type: none"><li>Wiring for DI Module to Field Terminals (Tesco will utilize 2 of the 12 available spare digital inputs and will not provide an additional DI module)</li><li>Wiring for AI to Field Terminals (Tesco will utilize 1 of the 9 available spare analog inputs and will not provide an additional AI module)</li></ul>



Item	Qty	Description
3	Lot	<b>Professional Services:</b> <ul style="list-style-type: none"> <li>Project Management</li> <li>Engineering</li> <li>Manufacturing Services – fabrication, manufacturing, assembly, equipment wiring, factory testing</li> <li>PLC Programming</li> <li>OIT Programming</li> <li>SCADA Programming</li> <li>Field Service – product quality review, verification of product installation, product parameter adjustments, product programming, software upload/download as required, instrument/ device signal spanning, product/equipment reconfiguration as required, product function checks, and product startup.</li> </ul>
		<b>TOTAL (including applicable sales tax): \$19,250.00</b>

### Clarifications

- No additional S7-1500 I/O modules will be furnished for 43-MCP-01. Available spares will be used for the new signals required from GST No. 2.
- Unless otherwise stated above, quote is to **furnish only** and does not include trade labor/electrical installation services or field wire terminations.
- Unless otherwise stated above, the following is **not** included within this quotation:
  - Conduit, field wire, tubing, or basic trade installation materials (brackets, screws, bolts, j-box, stanchions, pull-box, etc.)
  - Instrumentation mounting components, brackets, stanchions, sunshields, etc.
  - Local control stations and/or field mounted disconnects.
  - Instrumentation, devices, components, or equipment not defined by the above quotation.
  - Fiber optic patch panels, cable, splicing or terminations.
  - Any 3<sup>rd</sup> party independent testing, harmonic testing/analysis, power coordination study, or Arc-Flash Hazard Analysis (AFHA) study.
  - Interconnection or loop diagrams for equipment not furnished by TESCO.

### Terms and Conditions

- Quote is firm for 30 days unless otherwise stated.
- No work will proceed for the above-referenced changes until TESCO receives written approval of this change order quotation in the form of an approved change order.**
- Product/Equipment Submittals: A Submittal Schedule will be provided approximately **2-4** weeks after receipt of written change order approval. Generation of submittal(s) may be subject to availability of specified material components; supply-chain constraints may impact material item selections, therefore, may impact submittal lead-times. Schedules may be subject to 3rd party provider submittal lead-times and schedules.
- Information Submittals: Information Submittals are dependent on the approval of Product/Equipment Submittals. An updated Submittal Schedule will be provided after receiving approval of corresponding Product/Equipment Submittal showing schedule and lead-times for Information Submittals.
- Delivery: Shipment(s) related to this change order quotation are anticipated to commence approximately **8-10** weeks minimum after Product/ Equipment Submittal approval; however, delivery schedule(s) will be contingent on supply-chain availability and variability for material component selections, therefore, lead-times are subject to change. Please note that approval of this change order quotation may impact/delay schedules and lead-times related to the primary project scope. Delivery schedules will be confirmed and provided after receiving Product/Equipment Submittals approval.

- Approval of change order will require a contract time extension of **8** weeks.
- Approval must be received on or before **02/05/2024** to avoid shipping delays or additional costs related to field modifications.
- Lead-Time & Supply Chain Impacts: Due to the supply chain impacts imposed by the pandemic, all quoted lead-times are subject to change.
- Storage Terms: Any item of the product on which shipment is delayed by Buyer may be placed in storage by Seller at Buyer's expense and risk. If a delay in shipment is requested by Buyer after an order has been entered and accepted:
  - a. No charge will be made if the request for delay is made more than six (6) weeks before acknowledged shipping date and the requested delay is for a period not in excess of thirty (30) days.
  - b. A charge will be made if the requested delay exceeds a period of thirty (30) days or if the request is made within six (6) weeks of the acknowledged shipping date. Seller will advise Buyer of the charge within ten (10) days of receiving Buyer's request for delay.
  - c. If the product is within six (6) weeks of the acknowledged shipping date, then Seller has the option of completing, invoicing and storing the product and charging one and one-half percent (1.5%) per month, or the maximum percentage permitted by law, whichever is lesser, of the established price for such product, plus storage cost.
- TESCO price is Ex Works (EXW) per INCOTERMS, freight allowed.
- Product startup will commence once the product is properly installed and powered up. If buyer requests or schedules product startup and seller is unable to conduct startup due to product not being properly installed, powered, or ready for startup (including being put into full service or full operation), then a fee of \$1500 will be charged to buyer to remobilize seller for product startup.
- TESCO carries liability insurance, with full worker's compensation coverage.
- TESCO warranties against defect in design workmanship and materials for a period of one year from date of product startup, and does not exceed 18 months from the date of shipment from the factory.
- Unless otherwise stated above, price does not include any sales tax, use tax, or applicable fees; please apply any taxes and/or fees as appropriate. Please note that all invoices will include sales tax where applicable.
- Invoices will be billed in accordance with a customer-approved schedule of values and customer-approved pay application.
- Terms are net 45 days on approved credit. Shipment release requires the following:
  - Accounts with sub-par credit will require 50% down-payment upon order and 50% payment at pickup (prior to shipment).
  - Accounts with approved credit, all milestone progress payments must be current for releasing shipment or deploying services.
- Interest will be applied to all past due invoices. Buyer shall pay to Seller all invoiced amount within forty-five (45) calendar days from the date of such invoice. Flow-down provisions are not accepted. In the event any payment becomes past due, Buyer shall pay interest on all late payments, calculated daily and compounded monthly at the rate of 1.5% per month. Buyer shall also reimburse Seller for all reasonable costs incurred by Seller in collecting any late payments, including attorneys' fees and court costs.
- Price Escalation: If between the proposal date and actual procurement and through no fault of the Seller, the relevant cost of labor, material, freight, tariffs, and other Seller costs combined relating to the contract, increase by greater than 2.5% of the overall contract price, then the contract price shall be subject to escalation and increased. Such increase shall be verified by documentation and the amount of contract price escalation shall be calculated as either the actual increased cost to the Seller or, if agreed by the Parties, the equivalent increase of a relevant industry recognized third-party index, and in both cases without any additional profit or margin being added.
- All merchandise sold is subject to lien laws.
- A processing fee of up to 4% will be added for credit card payments.
- TESCO's liabilities shall not exceed 10% of TESCO's total order value.
- Final retention to be paid within 10 days after the project notice of completion.

## Award# 5 02/01/2024 Supporting Documents

Please feel free to contact us at (916) 395-8800 to discuss any questions or comments you may have regarding this quotation.

Sincerely,

TESCO CONTROLS

Alex McCulloch  
Project Management  
[amcculloch@tescocontrols.com](mailto:amcculloch@tescocontrols.com)

Activity ID	Activity Name	Orig Dur	Rem Dur	Start	Finish	Total Float	2023							2024												2025						
							Jun	Jul	Aug	Sep	Oct	Nov	Dec	Jan	Feb	Mar	Apr	May	Jun	Jul	Aug	Sep	Oct	Nov	Dec	Jan	Feb	Mar	Apr	May	Jun	Jul
JEA Nassau - Jacksonville, FL		257	219	13-Jun-23 A	12-Nov-24	64																										
Milestones		57	57	16-Sep-24	12-Nov-24	98																										
MS-50.00.092	Facility 50 - Ground Storage Tank #2	0	0		16-Sep-24	64																										
MS-53.00.090	Facility 53 - Deep Injection Well	0	0		21-Oct-24	98																										
MS-00.00.997	Substantial Completion - Deep Injection Well	0	0		12-Nov-24	98																										
Design / Preconstruction Services		59	40	01-Nov-23 A	28-Feb-24	126																										
100% Design		25	6	01-Nov-23 A	09-Jan-24	95																										
DIW Surface Facilities Design		25	6	01-Nov-23 A	09-Jan-24	95																										
DE-00.00.430	Hazen to Confirm MW Pumps Reqs	25	6	01-Nov-23 A	09-Jan-24	95																										
Deep Injection Well GMP		40	40	02-Jan-24	28-Feb-24	126																										
PC-00.00.510	Submit DIW Surface Facilities GMP	20	20	02-Jan-24	30-Jan-24	126																										
PC-00.00.520	JEA Approve DIW Surface Facilities GMP	20	20	31-Jan-24	28-Feb-24	126																										
Project Management		201	163	13-Jun-23 A	22-Aug-24	74																										
Procurement		49	5	13-Jun-23 A	17-Jan-24	95																										
FWP 33 11 36 Monitoring Well Sample Pumps		5	5	10-Jan-24	17-Jan-24	95																										
PR1250.33 11 36	Procure - Monitoring Well Sample Pumps	5	5	10-Jan-24	17-Jan-24	95																										
FWP 43 24 11 Canned Verticle Turbine Pumps		5	0	13-Jun-23 A	13-Jun-23 A																											
PR1250.43 24 11	Procure - Canned Verticle Turbine Pumps	5	0	13-Jun-23 A	13-Jun-23 A																											
Submit, Approve, Fabrication & Delivery		201	163	01-Aug-23 A	22-Aug-24	74																										
030000 - Concrete		45	45	29-Feb-24	01-May-24	147																										
032100 - Steel Reinforcement		45	45	29-Feb-24	01-May-24	147																										
Priority 3		45	45	29-Feb-24	01-May-24	147																										
PR032100S84	Submit Steel Reinforcement Bars - 53.1 - DIW PS	10	10	29-Feb-24	13-Mar-24	132																										
PR032100S86	Submit Steel Reinforcement Bars - 53.1 - DIW WH	10	10	29-Feb-24	13-Mar-24	147																										
PR032100S90	Submit Steel Reinforcement Bars - 53.1 - DIW MW	10	10	29-Feb-24	13-Mar-24	126																										
PR032100A84	Approve Steel Reinforcement Bars - 53.1 - DIW PS	15	15	14-Mar-24	03-Apr-24	132																										
PR032100A86	Approve Steel Reinforcement Bars - 53.1 - DIW WH	15	15	14-Mar-24	03-Apr-24	147																										
PR032100A90	Approve Steel Reinforcement Bars - 53.1 - DIW MW	15	15	14-Mar-24	03-Apr-24	126																										
PR032100F84	Fab Steel Reinforcement Bars - 53.1 - DIW PS	15	15	04-Apr-24	24-Apr-24	132																										
PR032100F86	Fab Steel Reinforcement Bars - 53.1 - DIW WH	15	15	04-Apr-24	24-Apr-24	147																										
PR032100F90	Fab Steel Reinforcement Bars - 53.1 - DIW MW	15	15	04-Apr-24	24-Apr-24	126																										
PR032100D84	Del Steel Reinforcement Bars - 53.1 - DIW PS	5	5	25-Apr-24	01-May-24	132																										
PR032100D86	Del Steel Reinforcement Bars - 53.1 - DIW WH	5	5	25-Apr-24	01-May-24	147																										
PR032100D90	Del Steel Reinforcement Bars - 53.1 - DIW MW	5	5	25-Apr-24	01-May-24	126																										
331136 - Monitoring Well Sample Pump		110	110	18-Jan-24	24-Jun-24	95																										
PR331136S	Submit Monitoring Well Sample Pump	10	10	18-Jan-24	31-Jan-24	95																										
PR331136A	Approve Monitoring Well Sample Pump	15	15	01-Feb-24	22-Feb-24	95																										
PR331136F	Fab Monitoring Well Sample Pump	80	80	23-Feb-24	14-Jun-24	95																										
PR331136D	Del Monitoring Well Sample Pump	5	5	17-Jun-24	24-Jun-24	95																										
406700 - Control System Equipment Panels & Racks		182	163	01-Nov-23 A	22-Aug-24	74																										
Deep Injection Well		182	163	01-Nov-23 A	22-Aug-24	74																										
PR406700.2S	Submit Control System Equipment Panels & Racks - DIW	30	11	01-Nov-23 A	17-Jan-24	74																										
PR406700.2A	Approve Control System Equipment Panels & Racks - DIW	15	15	18-Jan-24	07-Feb-24	74																										
PR406700.2F	Fab Control System Equipment Panels & Racks - DIW	147	147	18-Jan-24	15-Aug-24	74																										
PR406700.2D	Del Control System Equipment Panels & Racks - DIW	5	5	16-Aug-24	22-Aug-24	74																										
409100 - Field Instruments & Analyzers		115	96	01-Nov-23 A	16-May-24	131																										
Deep Injection Well		115	96	01-Nov-23 A	16-May-24	131																										
PR409100.2S	Submit Field Instruments & Analyzers - DIW	22	3	01-Nov-23 A	04-Jan-24	131																										
PR409100.2A	Approve Field Instruments & Analyzers - DIW	15	15	05-Jan-24	26-Jan-24	131																										
PR409100.2F	Fab Field Instruments & Analyzers - DIW	73	73	29-Jan-24	09-May-24	131																										
PR409100.2D	Del Field Instruments & Analyzers - DIW	5	5	10-May-24	16-May-24	131																										
432411 - Canned Verticle Turbine Pumps		200	162	01-Aug-23 A	21-Aug-24	64																										
PR432411S1	Submit Canned Verticle Turbine Pumps	50	0	01-Aug-23 A	30-Sep-23 A																											
PR432411S2	Re-Submit Canned Verticle Turbine Pumps (New Specs)	30	0	02-Oct-23 A	16-Nov-23 A																											
PR432411A	Approve Canned Verticle Turbine Pumps	15	7	17-Nov-23 A	10-Jan-24	64																										

Start Date : 10-Dec-20  
Finish Date :18-Feb-25  
Data Date : 02-Jan-24  
Print Date : 18-Jan-24 - 11:00

Remaining Level of Effort

Actual Level of Effort

Actual Work

Remaining Work

87008-PU2313

JEA Nassau - Jacksonville, FL

DIW Surface Facilities and GST #2 Layout

1 of 3

HASKELL

HASKELL

HASKELL Project #67 04 125

Date	Revision	Checked	Approved
18-Jan-24	DIW & GST #2 Upd...	QM	JM

Activity ID	Activity Name	Orig Dur	Rem Dur	Start	Finish	Total Float	2023							2024												2025						
							Jun	Jul	Aug	Sep	Oct	Nov	Dec	Jan	Feb	Mar	Apr	May	Jun	Jul	Aug	Sep	Oct	Nov	Dec	Jan	Feb	Mar	Apr	May	Jun	Jul
Sitework		25	25	02-Jan-24	06-Feb-24	233																										
Yard Piping		25	25	02-Jan-24	06-Feb-24	233																										
Site Electrical		22	22	05-Jan-24	06-Feb-24	226																										
	CO-026.26.1090 Electrical Handhole [EHH-23] - SE	2	2	05-Jan-24	08-Jan-24	220																										
	CO-026.26.734 CDB - 141/142 [EHH-13 to EHH-23]	10	10	09-Jan-24	23-Jan-24	220																										
	CO-026.26.732 CDB - 140 [EHH-13 to DIW PS]	5	5	10-Jan-24	17-Jan-24	235																										
	CO-026.26.736 CDB - 143 [EHH-23 to DIW WH]	5	5	24-Jan-24	30-Jan-24	231																										
	CO-026.26.738 CDB - 144 [EHH-23 to DIW MW]	10	10	24-Jan-24	06-Feb-24	220																										
Process Piping		21	21	02-Jan-24	31-Jan-24	237																										
	CO-033.33.3392 ELB 2" S from DIW MW to SAN-MH-3	15	15	02-Jan-24	23-Jan-24	243																										
	CO-033.33.3420 8" DR [GST #2 to SAN-MH #7] - Yard Piping	3	3	02-Jan-24	04-Jan-24	44																										
	CO-033.33.3430 24" PLE [GST #2 to Effluent PS] - Yard Piping	3	3	05-Jan-24	09-Jan-24	44																										
	CO-033.33.3440 24" PLE [Transfer PS to GST #2] - Yard Piping	3	3	05-Jan-24	09-Jan-24	44																										
	CO-033.33.3394 ELB 12" PLE from DIW PS to DIW WH	15	15	10-Jan-24	31-Jan-24	180																										
50 - Reclaimed Water Storage Tank		176	176	05-Jan-24	16-Sep-24	45																										
Reclaimed Water Storage Tank #2		176	176	05-Jan-24	16-Sep-24	45																										
	CO-50.33.320 ELB 8" DR Piping - RWS #2	6	6	05-Jan-24	12-Jan-24	66																										
	CO-50.33.360 ELB 24" PLE Eff Piping - RWS #2	4	4	10-Jan-24	16-Jan-24	44																										
	CO-50.33.340 ELB 24" PLE Inf Piping - RWS #2	4	4	10-Jan-24	16-Jan-24	59																										
	CO-50.33.330 Pressure Test 8" DR Piping - RWS #2	2	2	16-Jan-24	17-Jan-24	66																										
	CO-50.33.380 Pressure Test 24" PLE Eff Piping - RWS #2	2	2	17-Jan-24	18-Jan-24	44																										
	CO-50.33.350 Pressure Test 24" PLE Inf Piping - RWS #2	2	2	17-Jan-24	18-Jan-24	60																										
	CO-50.33.370 ELB 24" OF Piping - RWS #2	6	6	17-Jan-24	24-Jan-24	59																										
	CO-50.33.390 Pipe Encasement 24" PLE Eff Piping - RWS #2	5	5	19-Jan-24	25-Jan-24	44																										
	CO-50.33.400 Pressure Test 24" OF Piping - RWS #2	2	2	25-Jan-24	26-Jan-24	59																										
	CO-50.33.420 ELB 24" Outlet w/ Plug - RWS #2	4	4	26-Jan-24	31-Jan-24	44																										
	CO-50.33.410 Pipe Encasement 24" OF Piping - RWS #2	5	5	29-Jan-24	02-Feb-24	59																										
	CO-50.33.430 Pressure Test 24" Outlet w/ Plug - RWS #2	2	2	01-Feb-24	02-Feb-24	44																										
	CO-50.33.440 Pipe Encasement 24" Outlet w/ Plug - RWS #2	5	5	05-Feb-24	09-Feb-24	44																										
	CO-50.33.450 Pipe Encasement 24" PLE Inf Piping - RWS #2	5	5	12-Feb-24	16-Feb-24	44																										
	CO-50.33.460 Pipe Encasement 8" DR Piping - RWS #2	5	5	20-Feb-24	26-Feb-24	44																										
	CO-50.31.470 Subgrade Prep - RWS #2	2	2	27-Feb-24	28-Feb-24	44																										
	CO-50.13.480 FRP Tank Slab - RWS #2	10	10	29-Feb-24	13-Mar-24	44																										
	CO-50.13.490 Prestressed Tank Walls - RWS #2	20	20	14-Mar-24	10-Apr-24	44																										
	CO-50.43.500 24" PLE Inf Riser - RWS #2	2	2	14-Mar-24	15-Mar-24	62																										
	CO-50.13.510 Dome Shoring - RWS #2	15	15	11-Apr-24	01-May-24	44																										
	CO-50.13.520 FRP Dome Roof - RWS #2	8	8	02-May-24	13-May-24	44																										
	CO-50.13.530 Cure Dome Roof - RWS #2	20	20	14-May-24	02-Jun-24	65																										
	CO-50.13.540 Strip Dome & Wreck Shoring - RWS #2	10	10	03-Jun-24	14-Jun-24	45																										
	CO-50.13.550 Hydrostatic Test & Settlement Monitoring - RWS #2	20	20	17-Jun-24	16-Jul-24	45																										
	CO-50.13.560 Tank Accessories - RWS #2	5	5	17-Jul-24	23-Jul-24	45																										
	CO-50.40.570 Instrumentation - RWS #2	2	2	24-Jul-24	25-Jul-24	45																										
	CO-50.09.580 Structure Coatings - RWS #2	10	10	26-Jul-24	08-Aug-24	45																										
	CO-50.26.590 Exposed Electrical Raceways - RWS #2	5	5	09-Aug-24	15-Aug-24	45																										
	CO-50.26.600 Pull & Terminate Control Wiring - RWS #2	3	3	16-Aug-24	20-Aug-24	45																										
	CO-50.26.610 Lightning Protection & Ground Ring - RWS #2	3	3	21-Aug-24	23-Aug-24	45																										
	CO-50.09.620 Pipe Coatings - RWS #2	5	5	26-Aug-24	30-Aug-24	45																										
	CO-50.00.998 CMAR Completion List - RWS #2	10	10	03-Sep-24																												



Activity ID		Activity Name	Orig Dur	Rem Dur	Start	Finish	Total Float	2023							2024												2025																																																																																																																																																																																																																																																																																																																																																																																																																																																																																																																																																																																																																																																																																																																																																																																																																																																																																																																																																																																																																																																																																																																																																																																																																																																																																																									
								Jun	Jul	Aug	Sep	Oct	Nov	Dec	Jan	Feb	Mar	Apr	May	Jun	Jul	Aug	Sep	Oct	Nov	Dec	Jan	Feb	Mar	Apr	May	Jun	Jul																																																																																																																																																																																																																																																																																																																																																																																																																																																																																																																																																																																																																																																																																																																																																																																																																																																																																																																																																																																																																																																																																																																																																																																																																																																																																																			
		CO-53.1.33.0120	PLE Suction & Discharge Piping - DIW PS	9	9	23-Aug-24	05-Sep-24	64																																																																																																																																																																																																																																																																																																																																																																																																																																																																																																																																																																																																																																																																																																																																																																																																																																																																																																																																																																																																																																																																																																																																																																																																																																																																																																																												

**EXHIBIT A****ADDENDUM 4 – BAFO - 1411290046 APPENDIX B – RESPONSE FORM  
MANAGEMENT CONSULTING****RESPONDENT INFORMATION:**

RESPONDENT NAME: Black & Veatch Management Consulting, LLC

BUSINESS ADDRESS: 12740 Gran Bay Parkway W. Suite 140

CITY, STATE, ZIP CODE: Jacksonville, FL 32258

TELEPHONE: +1 704-510-8454

EMAIL OF CONTACT: WilhiteRT@bv.com

WEBSITE: www.bv.com

**1.16 Quotation of Rates**

Maximum score for this criterion is: 10 Points

Respondent shall provide hourly rates for key personnel needed to perform the Work described in Appendix A - Technical Specifications - Scope of Services. Hourly rates must include all profit, taxes, benefits, and all other overhead items.

The Quotation of Rates for varying levels of consultant expertise will be used to price individual future task assignments. Those assignments may also be negotiated as lump sum amounts for clearly defined deliverables. Each assignment will have a not to exceed amount. Any additional assignments identified will be negotiated and priced based on number of hours projected to complete the work at the hourly rates provided in this Response.

The hourly rates quoted by Respondent on the Response Form will be the rates by category of staff assigned to future JEA task assignments.

The rates will be evaluated on a weighted average by professional staff level proposed to arrive at a fair comparison between Respondents. Staffing expertise levels may be modified for various future assignments but will be consistent for evaluation purposes. The weights or effort on actual future assignments may differ from the weighting shown below for evaluation purposes.

Travel and other related expenses must be approved in writing before any travel is booked or expensed. Travel will be paid in accordance with JEA's Travel Policy attached as Appendix C - JEA Contractor Travel Policy. There will be a "not to exceed" travel/expense budget added to the contract total specified by JEA.

Description of Services – Tasks Assigned	Position Weighting	Hourly rates
Principal/Lead Consultant	10%	\$360
Senior Consultant/Project Manager	20%	\$350
Staff Consultants	50%	\$285 - \$330
Researcher/Analyst	20%	\$185-\$240

**Respondent's Certification**

By submitting this Response, the Respondent certifies (1) that the Respondent has read and reviewed all of the documents pertaining to this RFP and agrees to abide by the terms and conditions set forth therein, (2) that the person signing below is an authorized representative of the Respondent, and (3) that the Respondent is legally authorized to do business and maintains an active status, in the State of Florida. The Company certifies that its



**ADDENDUM 4 – BAFO - 1411290046 APPENDIX B – RESPONSE FORM  
MANAGEMENT CONSULTING**

recent, current, and projected workload will not interfere with the Respondent's ability to Work in a professional, diligent and timely manner.

The Respondent certifies, under penalty of perjury, that it holds all licenses, permits, certifications, insurances, bonds, and other credentials required by law, contract or practice to perform the Work. The Respondent also certifies that, upon the prospect of any change in the status of applicable licenses, permits, certifications, insurances, bonds or other credentials, the Respondent shall immediately notify JEA of status change.

Please initial below:

RTW (Initials) I have read and understood the Sunshine Law/Public Records clauses contained within this solicitation. I understand that in the absence of a redacted copy my proposal will be disclosed to the public "as-is".

We have received addenda 4 through 4

Robert T. Wilhite  
Signature of Authorize Officer of Respondent or Agent

August 18, 2023

Date

Robert T. Wilhite, Senior Vice President

+1 704-510-8454

Printed Name & Title

Phone Number

EXHIBIT A  
REQUEST FOR SERVICES

CONSULTING SERVICES AGREEMENT

Between

**JEA** ("Client")

And

Black & Veatch Management Consulting, LLC ("Consultant")

Pursuant to the terms and conditions of the Management Consulting Contract executed and made effective as of the 25<sup>th</sup> day of August 2023, between **JEA** ("Client") and Black & Veatch Management Consulting, LLC ("Consultant") (JEA CONTRACT # 11601), Client hereby requests Consultant perform and Consultant agrees to perform the following Services:

**Effective Date:** This Exhibit A will be effective on January 8, 2024.

A. Requested Services:

**Procurement and Demand Planning Analysis.**

This project is to analyze issues related to procurement, demand planning and inventory and suggest potential options to address the issues. The issues that will be addressed are:

1. **Task 1:** Demand Planning Issues

a. Objectives:

- i. Demand as a leading parameter: Identify demand early in the design/work process to enable procurement/inventory management to plan and deliver material in a timely fashion

b. Activities:

- i. Identify sources of demand
- ii. Review current reorder process
- iii. Refine approach to optimize reorder parameters to
  1. Minimize Inventory Costs
  2. Enhance Material Availability
  3. Apply approach to top 5 (five) inventory items

c. Deliverables:

- i. Reorder Process Parameter Analysis & Recommendations
- ii. Business process or Standard Operating Procedure (SOP) enabling Project Manager/Work Management to notify procurement/inventory when project is created in source system.

2. **Task 2:** Long Lead Time Process

a. Objectives

- i. Identify sources of demand and long lead time items to enable planning & forecasting

b. Activities

- i. Review/Refine Procurement & Work Management process for Long Lead Time items
- ii. Define process to identify Long Lead Time Items
- iii. Assist Work Management Team implement process

c. Deliverables

- i. Sources for demand identified and classified by source (internal/external), demand type (Long lead time/stocked item/etc.), with focus on identifying demand as early as possible
- ii. Updated Long Lead Time Process Flow

3. **Task 3:** Separating Capital Inventory from O&M Inventory

a. Objectives

- i. Define "Capital Project" (compare to industry peers)
- ii. Research mechanisms to fund project material

b. Activities

- i. Provide options to separate Capital Inventory from O&M Inventory, based on experience with other Utilities
- ii. Identify costs and timeline to execute JEA's selected option
- iii. Identify impact on Min/Max Levels, if inventory is separated

c. Deliverables

- i. Documented options to separate inventory, with pros/cons of each option

## Award# 6 02/01/2024 Supporting Documents

- ii. Work with JEA's Change Management Organization to identify means to communicate ne processes and procedures

B. Commencement Date:  
February 5, 2024

C. Fees, Travel & Expenses:

Travel and other related expenses must be approved in writing before any travel is booked or expensed. Travel will be paid in accordance with JEA's Travel Policy, attached as Appendix C – JEA Travel Contractor Travel Policy.

Description of Services – Tasks Assigned	Hours	Position Weighting	Hourly Rates	Fees
Principal/Lead Consultant	105	22%	\$360	\$37,800
Senior Consultant/Project Manager	175	37%	\$350	\$61,250
Researcher/Analyst	198	41%	\$225	\$44,550
	478	100%		<b>\$143,600</b>
Travel & Expenses, Not to Exceed				\$18,000
<b>Total</b>				<b>\$161,600</b>

Payment Terms: Invoices are due Net 30.

D. Estimated Cost of the Services:  
Services: \$143,600.00  
Travel & Expenses Not To Exceed: \$ 18,000.00  
**Grand Total \$161,600.00**

E. Estimated Completion Date:  
March 31, 2024

F. Monthly Billing: Commencing on or about the first day of the calendar month following execution of this Agreement, and monthly thereafter, Consultant shall furnish Client with an invoice covering the Reimbursable Costs and Fee for services provided during the previous month and any interest due under this Agreement. Invoices may be submitted electronically by email to **govagr2@jea.com**. In such event, the electronic copy of the invoice will be considered the official invoice and will not be followed by a hard copy invoice. Notwithstanding any other provision of the above-referenced Agreement, or this Exhibit A, Consultant is under no obligation to submit any deliverable if any invoice is more than 45 days outstanding.

G. Method of Payment: Payments to be made to Consultant under this Agreement shall be electronically transferred either by ACH, specifically in CCD+ or CTX format, or wire transfer to the bank account and in accordance with the bank instructions identified in Consultant's most recent invoice in immediately available funds no later than the payment due date. Invoice number and project name shall be referenced in the bank wire reference fields or the ACH addenda information.

For Independent Engineer personnel approved by Client that ultimately remain on the assignment for more than 1-year an increased tax burden pursuant to home and work jurisdiction tax laws may arise. Client will be responsible for, and will pay, all such increased expenses related to federal, state and local tax assistance provided by Independent Engineer to the affected Independent Engineer personnel, as well as any increased tax and compliance costs incurred by Independent Engineer personnel. Application of the appropriate tax rules will be determined by B&V. The charges will be billed, when appropriate, with the travel and living expenses affected and incurred in the performance of the Services detailed in this SOW. Should Client be required under any law or regulation of any governmental entity or authority, domestic or foreign, to withhold or deduct any portion of the payments due to Independent Engineer, then the sum payable to Independent Engineer shall be increased by the amount necessary to yield to Independent Engineer an amount equal to the sum it would have received had no withholdings or deductions been made. Independent Engineer will notify you at least thirty (30) days in advance of any resource reaching his or her twelfth month of being staffed under this Exhibit or in the event that staffing of any particular resource may give cause for additional taxes or other charges to be assessed. You have the right to request that any resource that has or may exceed twelve months of Services under this Exhibit be replaced with a resource with similar skill sets to continue to perform the Services under this Exhibit. Such request will not be unreasonably denied by Independent Engineer. These compensatory charges are typically related to direct expenses that a Independent Engineer consultant may incur while remaining in the same work location for more than 12 months. With prior notice and approval from Client, any tax compensatory charges will be passed through to Client as expense line items.

**Award# 6 02/01/2024 Supporting Documents**

H. Disputes: In the event Client disputes any invoice item, Client shall give Consultant written notice of such disputed item within 10 days after receipt of such invoice and shall pay to Consultant the undisputed portion of the invoice according to the provisions hereof. If Client fails to pay any invoiced amounts when due, interest will accrue on each unpaid amount at the rate of eighteen percent per annum, or the maximum amount allowed by law if less, from the date due until paid according to the provisions of this Agreement. Interest shall not be charged on any disputed invoice item which is finally resolved in Client's favor. Payment of interest shall not excuse or cure any default or delay in payment of amounts due. In the event Consultant refers this Agreement to a third party for collection or enforcement of its terms, Consultant shall be entitled to reimbursement for all costs and expenses incurred, including a reasonable attorneys' fee. In the event that Client has an unpaid invoice over 50 days past due, Consultant may, in addition to all other remedies available at law and equity, terminate this Request for Services.

This Request for Services and the above-referenced Agreement constitute the complete understanding of the parties with respect to the Services specified herein. Terms and conditions contained in purchase orders, work orders, or other documents issued by Client with respect to the Services shall be of no force and effect.

IN WITNESS WHEREOF, the parties have executed this Request for Services on the date(s) indicated below.

**JEA**

**BLACK & VEATCH MANAGEMENT CONSULTING, LLC**

By: \_\_\_\_\_

By: \_\_\_\_\_

By: \_\_\_\_\_  
(Printed)

By: \_\_\_\_\_  
(Printed)

Title: \_\_\_\_\_

Title: \_\_\_\_\_

Date: \_\_\_\_\_

Date: \_\_\_\_\_

Legal  
Approved \_\_\_\_\_  
Reviewed \_\_\_\_\_  
Date \_\_\_\_\_

PM  
Approved \_\_\_\_\_  
Date \_\_\_\_\_

**Appendix C - JEA Contractor Travel Policy**



1411290046%20App  
endix%20C%20-%20



October 31, 2023

Wayne McDowell  
Project Manager – Joint Projects  
21 W Church St  
Jacksonville, FL 32202

**Subject: Collins Road Expansion Utility Relocation/Adjustment**

Dear Mr. McDowell

Osiris 9 Consulting, LLC (O9) respectfully submits the following Scope of Services and Fee Proposal for the subject contract for a limiting amount fee of \$342,640.

The scope of the service is to design the relocation of an existing water main with a directional drill component at the Collins Road Bridge. In addition, the existing and recently installed force main will also need to be directionally drilled at the bridge location.

The proposed Collins Road Expansion for the City of Jacksonville (COJ) will require utility relocation/adjustments of an existing water main and a force main. A summary of our understanding of the overall components of the project is provided below:

**Force Main Directional Drill:**

JEA owns a force main along the south R/W of Collins Road that varies between a 12" PVC and a 14" HDPE, depending on the installation depth of the main along the Collins Road expansion corridor.

With the expansion of the road, the existing bridge on the Ortega River will require to be replaced, and the segment of the force main currently attached along the south side of the Collins Road Bridge will be required to be replaced and re-installed under the river via directional drill.

The replaced segment of the force main (14" HDPE) to be installed via directional drill will be approximately 1,000 feet. The connection of the new force main with the existing 14" HDPE force main at both sides of the river will require to be performed at a location sufficiently separated from the river's edge to meet FDEP requirements to avoid impacts.

Additionally, the directional drill will require sufficient separation from the river's edge to provide minimum vertical separation between the bottom of the river and the top of the pipe.

**Water Main Replacement:**

JEA owns an 8" AC water main along the north R/W of the Collins Road expansion corridor. The existing water main is underground except for the segment attached along the north side of the Collins Road Bridge.

With the roadway expansion, the existing 8" AC water main will be replaced along the 1.2-mile corridor of Collins Road with an 8" PVC, except for the segment requiring a directional drill under the Ortega River. The existing water main is to be abandoned as directed by JEA.

Approximately 1,000 feet of directional drill of the new water main (10" HDPE) is required under the Ortega River, so the entry and exit points of the directional drill are sufficiently separated from the river's edge to meet FDEP requirements to avoid impacts.



Additionally, the directional drill will require sufficient separation from the river's edge to provide minimum vertical separation between the bottom of the river and the top of the pipe.

Once the typical road section has been determined, Osiris 9 will coordinate with JEA utility the water main relocation along the 1.2-mile corridor per JEA's direction.

### **Permitting - SUE - MOT**

This scope includes the following FDEP permits:

- FDEP Environmental permit for the directional drill of the water main and the force main under the Ortega River.
- FDEP water main and wastewater permits.

If any work is performed within Blanding Blvd (SR 21) R/W an FDOT Utility permit will be required. Additionally, work within the FDOT R/W (Blanding Blvd) will be designed to FDOT Standards and Specifications.

To tie to existing service lines and facilities, 15 locations for SUE are proposed. The SUE locates will include the verification of an unknown pipe towards each end of the project corridor, as shown on the existing force main as-built. To this end, JEA is to provide all as-built plans and GIS information along the entire corridor of the road expansion.

Finally, the plans will include MOT at driveway connections and details for water main service connections along the Collins Road alignment for the water main relocation and MOT required for the directional drills for the water main and force main.

### **Scope of Services**

Osiris 9 will provide the following scope of services for relocating the water main along the project route and the directional drill of the water main and force main under the Ortega River adjacent to the Collins Road Bridge. The new water main shall be an 8" PVC pipe except for the segment that requires directional drilling under the Ortega River. That segment shall be a 10" HDPE pipe. The directional drill of the force main shall be a 14" HDPE pipe.

### **Task 1. Project Management**

Project management will include the effort necessary for project initiation and attendance at kick-off meetings, including internal team meetings with sub-consultants and meetings with City of Jacksonville and JEA as appropriate.

Monthly project management including internal project coordination, invoicing, and progress updates. Also included with this task are meetings and coordination with all sub-consultants. It has been assumed that regular, potential biweekly coordination meetings will be required between the noted parties to ensure all designs and design activities stay on schedule, and that all issues are addressed.

### **Task 2. Water Main Relocation and Directional Drill (Water Main/Force Main)**

The project design milestones will include Concept, 90%, and Final (100%) submittals for the water main relocation and directional drill of the water main and force main. The design will be based on survey, subsurface utility exploration (SUE), geotechnical analysis, wetland, and critical habitat information.





### Concept Plans

Osiris 9 will provide Line and Grade schematic of the water main and force main layout. The purpose is to identify the corridor for the new utility location and any issues that are necessary to clarify prior to preparing detailed design plans. The submittal will coincide with the 60% Roadway submittal to the COJ.

Osiris 9 shall review all available aerial, topographic, property, and utility maps within the project corridor and conduct surface reconnaissance field trips as needed to determine a preliminary alignment that conforms with the scope. Consideration shall be given to existing and proposed road conditions, available right of way and easements for pipeline routes, quantity and size of trees/power poles and other structures that may affect the alignment and other factors identified in the field that could be a hindrance or impact to pipeline routing including the locations for the directional drill of the water main and force main.

Osiris 9 will include details on the plans for the required water main and force main directional drill entry and exit locations to provide sufficient separation from the river's edge to avoid wetland impacts and provide the minimum vertical separation between the bottom of the river and the top of the pipe.

Osiris 9 will prepare a detailed plan and profile view of the proposed water main, and force main utility layout based on the available utility subsurface information and 30% proposed roadway design. Plan and profile view drawings shall be in accordance with latest JEA Water and Sewer Standards and are preliminarily planned to be horizontal scale of 1" = 20' Full Size or 1" = 40' Half Size. Coordination will be required with JEA and the project team to determine the allowable scale. The proposed route drawings will show the following information:

1. The location of existing and proposed major underground infrastructure such as utility piping and stormwater drainage piping as shown in survey data and as-built drawings provided by JEA. Any conflicts with existing pipe(s), power, cable or other utilities; and any other construction related issues will be highlighted for discussion.
2. The location of existing and proposed aboveground infrastructure such as buildings, pavement, concrete pads, driveways, signs, traffic signals, etc. as provided by survey.
3. Identified areas of concern with existing utilities that will be recommended for evaluation using subsurface exploration.
4. Environmental areas of concern (wetland, habitat) as identified by others.
5. Type of construction.
6. Proposed tie-in points to existing water main and for subdivision connections.

Osiris9 will prepare a basis of design technical memorandum per Section 801 of the JEA Water and Wastewater Standards Manual, and quantity takeoffs for the proposed water main and directional drill of the water main and force main.

### 90% Plans

Osiris 9 will incorporate all requested revisions during the Concept review and recommends a meeting with JEA to discuss and review the proposed water main and force main layout before developing the full plan and profile 90% drawings. Based on the meeting outcome with JEA, Osiris 9 will update the plan view layouts as necessary and develop the plan/profile drawing sheets.



Osiris 9 will progress into the 90% Plan submittal design stage based on the agreed-upon alignment and route. The submittal will be in tandem with the roadway set as the 90% Plan Submittal and once approved, will move forward to 100% plan set for final review and bidding. The 11" X 17" electronic copy will be submitted to the JEA for permit review and FDEP/SJRWMD permit approval.

Osiris 9 will incorporate comments from JEA to the details on the plans for the required water main and force main directional drill entry and exit locations to provide sufficient separation from the river's edge to avoid wetland impacts and the minimum vertical separation between the river's bottom and the top of the pipe.

Osiris 9 will prepare utility general notes and details for the project for incorporation with the plan/profile water main and force main drawings into the full project design set. Osiris 9 shall prepare the design documents for the water main and directional drill based on comments during the Concept review as provided by JEA and any permitting comments. Osiris 9 shall incorporate the comments into the 90% drawings.

Osiris 9 will prepare a brief technical memorandum to document and identify any modifications to the water main and force main directional drill design based on the Concept review, update any necessary specifications, and provide an updated quantity takeoff for the water main.

Osiris 9 will provide one (1) electronic (pdf) file each of the basis of design technical memorandum and specifications, and 90% drawings and quantity takeoffs in Microsoft Excel (xlsx) format.

Osiris 9 will attend review meetings with the COJ project team and JEA for 90% submittal. Osiris 9 will take meeting notes for all meetings and will provide them to JEA and COJ. Any necessary changes will be incorporated into the Final 100% design documents.

#### Final 100% plans

Osiris 9 will prepare the Final 100% design documents for the water main and directional drill based on comments from the 90% design review as approved by JEA. Osiris 9 shall incorporate the comments into the 100% drawings.

Osiris 9 will incorporate final comments from JEA to the details on the plans for the required water main and force main directional drill entry and exit locations to provide sufficient separation from the river's edge to avoid wetland impacts and the minimum vertical separation between the river's bottom and the top of the pipe.

Osiris 9 will prepare a brief technical memorandum to document and identify any modifications to the water main and force main directional drill design from the 90% to the Final 100%, update any necessary specifications, and provide an updated quantity takeoff for the water main.

Osiris 9 will attend review meetings JEA and COJ for the Final 100% submittal. Osiris 9 will take meeting notes for all meetings and will provide them to JEA and COJ. Any necessary changes will be incorporated into the Final submittal design documents.

Osiris 9 will provide one (1) electronic (pdf) file each of the technical memorandum and specifications, and 100% drawings, and quantity takeoffs in Microsoft Excel (xlsx) format, and the Final 100% project drawings in PDF.



### **Task 3. JEA/FDEP/ FDOT Coordination and Permitting**

Osiris 9 anticipates 3 separate permits for utility design. Osiris9 shall request an availability number from JEA for the proposed water main/force main project and shall utilize the SAGESgov portal to coordinate review/approval with JEA and prepare and submit water and wastewater FDEP permit applications. Additionally, the directional drill of the water main and force main will require separate permits from FDEP for the subaqueous crossing of the Ortega River. The utility connection on SR 21 will require a FDOT permit. Osiris 9 will provide any necessary requests for additional information (RAI) to JEA, FDEP, and FDOT to process the permits.

### **Task 4. Bid-Phase**

Osiris 9 shall attend pre-bid meetings with JEA and respond to the bidder's questions as necessary.

### **Task 5. Post Design Services (During Construction)**

The following services will be provided during the construction phase of the project:

- Attend Pre – Construction meeting with JEA and Contractor
- Review, provide corrections and approve shop drawings
- Review up to 4 technical submittals and 4 requests for information (RFIs) by contractor
- Attend up to 2 site visits including final walkthrough
- Attend up to 4 meetings with Contractor
- Certify Permit Closeouts



**Fee Proposal:**

These services can be completed for a fee as follows:

Osiris Engineering/Design/Post Design/Expenses Limiting Amount Fee:	\$322,616
SUE Services (Limiting Amount for 15 locates)	\$20,024
Total	\$342,640

**Exclusions:**

- Geotechnical Investigation. Geotechnical data will be extracted from the roadway/bridge/wall design.
- Directional bore/construction details provided by contractor.
- Environmental Services

**Design Schedule:**

A design schedule will be provided within 10 days of Notice to Proceed (NTP). The schedule will follow corresponding milestones with the COJ Roadway Plans Submittal.

Thank you for the opportunity to submit this proposal. We trust that this proposal will meet your expectations. If you have any questions, feel free to call me at 904-233-3847.

Sincerely,

A handwritten signature in blue ink, appearing to read "Walter J. Nemecek III".

Walter J. Nemecek III, PE

Vice President – Osiris 9 Consulting

**Project Fixed Costs and Multipliers**

Source: 2022 Overhead Audit

Direct Labor	100.00%
Overhead	200.00%
Total Costs	300.00%
Plus: 10% Profit	330.0000%

<div><div>Project Name: Collins Road Expansion (Utility WM and FM Design)</div><div>Client: JEA</div><div>Opportunity Number:</div><div>Project Number:</div></div> <div><div>Prepared On: 10/31/23</div><div>Prepared By: W Nemecek</div></div>											
Project Fee Estimate				Staffing Plan				<div>Multiplier = 3.3</div>			
		Principal	Project Manager	Senior Engineer	Senior Designer	Design Engineer	Designer / EI				
				Direct Labor Rate							
		\$104.00	\$90.00	\$78.50	\$63.00	\$47.50	\$32.00				
				Billing Rate							
		\$343.20	\$297.00	\$259.05	\$207.90	\$156.75	\$105.60				
Task No.	Task Description	Hours						Total Hours	Direct Labor Effort (Rates)	Expenses (ODC's) Effort	Total Fee
1	Project Management										
	Subtotal Project Management	18	70	18	10	18	18	152	\$38,432	\$650	\$39,082
2	Project Design Development Stage - Concept, 90% & Final (100%) Submittals										
	Subtotal Concept Design Submittal (50% of Effort)	24	55	126	24	145	125	499	\$97,799.63	\$300.00	\$98,099.63
	Subtotal 90% Design Submittal (35% of Effort)	17	38	88	17	102	87	349	\$68,459.74	\$210.00	\$68,669.74
	Subtotal Final Design Submittal (15% of Effort)	7	16	38	7	44	37	149	\$29,339.89	\$90.00	\$29,429.89
	Subtotal Total Submittal	48	109	251	48	290	249	995	\$195,599.25	\$600.00	\$196,199.25
3	Permit Applications (FDEP, JEA & FDOT)										
	Pre-Application Meeting with FDEP	0	3	3	0	0	0	6	\$1,668	\$100	\$1,768
	FDEP Permit Directional Drill Under River	5	10	25	5	30	25	100	\$19,544	\$2,200	\$21,744
	FDEP Utility Permits (Non - Subaqueous Permit)	2	5	12	2	15	12	48	\$9,314	\$2,200	\$11,514
	FDOT Permit	2	3	8	2	9	8	32	\$6,321	\$100	\$6,421
	JEA WM/FM Permit	2	4	10	2	12	10	40	\$7,818	\$100	\$7,918
	Respond to RAI's (Three Permits)	2	4	10	2	12	10	40	\$7,818	\$100	\$7,918
	Subtotal Permit Applications	13	29	68	13	78	65	266	\$52,483	\$4,800	\$57,283
4	Bid-Phase Services										
	Subtotal Bid-Phase Services	4	7	15	2	17	13	58	\$11,791	\$250	\$12,041
5	Post Design Services										
	Subtotal Post Design Services	6	22	20	2	12	16	78	\$17,761	\$250	\$18,011
	Grand Total	83	215	352	73	403	345	1,471	\$298,305	\$6,300	\$322,616

**CONTRACT PRE-SUMMARY FOR ENGINEERING DIVISION  
CITY OF JACKSONVILLE, FLORIDA**

<b>PART I - GENERAL</b>				
1. Project COJ Collins Road Widening - JEA Additional SUE			2. Proposal Number P-45-19 / TBD	
3. Name of Consultant DRMP, Inc.			4. Date of Proposal 10/30/2023	
<b>PART II - LABOR RELATED COSTS</b>				
5. Direct Labor	Hourly Rate	Estimated Hours	Estimated Cost	TOTAL
Surveyor VI (PSM)	\$80.00	5	\$400.00	
Surveyor V (PSM)	\$65.46	0	\$0.00	
Survey Tech III	\$43.64		\$0.00	
SUE Manager	\$66.46	12	\$797.52	
Senior SUE Tech	\$43.64	29	\$1,265.56	
3-man Survey Crew	\$80.00	0	\$0.00	
2-Man Designate SUE Crew	\$67.28	10	\$672.80	
4-Man Vacuum SUE Crew	\$103.64	40	\$4,145.60	
<b>TOTAL DIRECT LABOR</b>		<b>96</b>	<b>Hours</b>	<b>\$7,281.48</b>
6. Overhead (Combined Fringe Benefit & Administrative)				
				150%
				10922.22
7. SUBTOTAL: Labor + Overhead (Items 5 & 6)				\$18,203.70
8. PROFIT: Labor Related Costs (Item 7) x 10%				\$1,820.37
<b>PART III - OTHER COSTS</b>				
9. Miscellaneous Direct Costs			\$	
			\$	
			\$	
			\$	
MISCELLANEOUS DIRECT COSTS SUB-TOTAL				\$0.00
10. SUBCONTRACTS (Lump Sum)			\$	
			\$	
SUB-CONTRACT SUB-TOTAL				\$0.00
TOTAL LUMP SUM AMOUNT (Items 5, 6, 8, 9 and 10)				\$20,024.07
11. REIMBURSABLE COSTS (Limiting Amount)			\$	0.00
			\$	0.00
			\$	0.00
			\$	0.00
SUB-TOTAL REIMBURSABLES				\$0.00
<b>PART IV - SUMMARY</b>				
TOTAL AMOUNT OF CONTRACT (Lump Sum Plus Reimbursables) (Items 5, 6, 8, 9, 10 and 11)				<b>\$20,024.07</b>





## Formal Bid and Award System

Award #6 April 6, 2023

**Type of Award Request:** CONTRACT INCREASE  
**Requestor Name:** Souder, Scott  
**Requestor Phone:** (904) 665-6132  
**Project Title:** Supplemental Vegetation Management Services JEA  
**Project Location:** JEA  
**Project Number:** See Below  
**Funds:** O&M & Capital  
**Budget Estimate:** \$1,323,458.00  
**Scope of Work:**

The purpose of this solicitation is to contract the services of a vegetation management services contractor to provide services described herein ("Work").

JEA's general plan will be to employ three to five crews on a forty hour a week/time and equipment rates (T&E) basis to provide coverage for additional supplemental vegetation management services over the three (3) year contract term, and if needed provide emergency storm support services.

This work shall consist of furnishing all labor, equipment, and material necessary for line clearance of all designated JEA electric, water, and wastewater facilities, in accordance with the requirements of this specification. The location of the work shall be any job site within the boundaries of JEA's service territory. This includes, but is not limited to, urban, suburban, and rural environments, work within the travel way of single and multi-lane roadways, wooded rights-of-way, plants (power, water, wastewater), electric substations, lift stations, well sites, timberland, and near commercial/industrial facilities. No minimum quantities are guaranteed.

**JEA IFB/RFP/State/City/GSA#:** 1410470046  
**Purchasing Agent:** Lovgren, Rodney  
**Is this a Ratification?:** NO

### RECOMMENDED AWARDEE(S):

Name	Contact Name	Address	Phone	Amount
THE DAVEY TREE EXPERT COMPANY	John Page	1500 North Mantua Street, Kent, Ohio	(330) 673- 9511	\$1,323,458.00

**Amount of Original Award:** \$1,292,078.35  
**Date of Original Award:** 01/13/2022  
**Contract Increase Amount:** \$1,323,458.00

### List of Previous Increases:

CPA	Amount	Date
201620	\$129,207.00	08/02/2022
201620	\$872,466.70	10/06/2022

## Award# 8 02/01/2024 Supporting Documents

**New Not-To-Exceed Amount:** \$3,617,210.05  
**Length of Contract/PO Term:** One (1) Years w/Two (2) - 1 Yr. Renewals  
**Begin Date (mm/dd/yyyy):** 02/01/2022  
**End Date (mm/dd/yyyy):** 01/31/2024  
**Renewal Options:** Yes – One (1) – 1 Yr. Renewals  
**JSEB Requirement:** N/A – Optional

### Background/Recommendations:

Originally awarded 01/13/2022, through a competitive solicitation, JEA awarded a one (1) year contract for a not-to-exceed amount of \$1,292,078.35 to The Davey Tree Expert Company. A copy of the original Award is attached as backup.

On 08/02/2022, JEA processed a 10% informal increase in the amount of \$129,207.00.

On 10/06/2022, JEA approved a one (1) year contract renewal and added \$872,466.70 in funds.

This request is to add funds in the amount of \$1,323,458.00. The additional funds for this contract will be used to replace some of Trees Inc. crews with Davey tree crews. JEA is planning to process a new solicitation for the primary Vegetation Management contract by mid FY23; however, JEA may elect to renew this contract for an additional year based on the primary contract rebid. Should JEA elect to renew this contract, the T&D maintenance group will return to Awards Committee for additional funds.

The following is a breakdown of the budget lines used for the FY23:

Project Description & PN * Annually PN's change, however, Project Services continue		FY23	FY24
Various Engineering Projects – Distr. & Construction Maint. 40305 CP 045-01 - \$25k CP 055-192 - \$20k CP 055-194A - \$10k CP 055-196 - \$40k CP 055-197 - \$25k CP 055-200 - \$30k	HE20411	\$150,000.00	\$0.00
Southside Service Center Pole Replacements – Distr. & Construction Maint. 40305	8008164	\$156,250.00	\$93,750.00
Southside Service Center Trouble Tickets	8008188	\$9,375.00	\$5,625.00
Westside Service Center Pole Replacements – Distr. & Construction Maint. 40305	8008163	\$175,000.00	\$105,000.00
Westside Service Center Trouble Tickets – Distr. & Construction Maint. 40305	8008184	\$9,375.00	\$5,625.00
Various Engineering Projects – Electric Engineering & Projects 204000	8008154	\$6,250.00	\$3,750.00
T&D Tree Pruning and Overhang Removal	HE30711	\$377,161.00	\$226,297.00
<b>Subtotal by Year</b>		<b>\$883,411.00</b>	<b>\$440,047.00</b>

## Award# 8 02/01/2024 Supporting Documents

The pricing was fixed for the first year of the contract, with annual price adjustment in accordance with CPI in the following years.

Request approval to award a contract increase to The Davey Tree Expert Company for an increase in the amount of \$1,323,458.00, for a new not-to-exceed amount of \$3,617,210.00 subject to the availability of lawfully appropriated funds.

**Manager:** Pitre, John D. – Mgr. T&D Preventative Maintenance  
**Director:** Wheeler, Kim M. – Dir. Preventative Maintenance & Contract Management  
**VP:** Erixton, Ricky D. – VP - Electric Systems

### APPROVALS:

Stephen Datz 4/06/23

**Chairman, Awards Committee** **Date**

Stephanie M. Healy 4/06/2023

**Budget Representative** **Date**



## Formal Bid and Award System

Award #5 October 6, 2022

**Type of Award Request:** CONTRACT RENEWAL  
**Requestor Name:** Souder, Scott  
**Requestor Phone:** (904) 665-6132  
**Project Title:** Supplemental Vegetation Management Services JEA  
**Project Location:** JEA  
**Project Number:** See Below  
**Funds:** O&M & Capital  
**Budget Estimate:** \$872,466.70  
**Scope of Work:**

The purpose of this solicitation is to contract the services of a vegetation management services contractor to provide services described herein ("Work").

JEA's general plan will be to employ 3 – 5 crews on a forty hour a week/time and equipment rates (T&E) basis to provide coverage for additional supplemental vegetation management services over the three (3) year contract term, and if needed provide emergency storm support services.

This work shall consist of furnishing all labor, equipment, and material necessary for line clearance of all designated JEA electric, water, and wastewater facilities, in accordance with the requirements of this specification. The location of the work shall be any job site within the boundaries of JEA's service territory. This includes, but is not limited to, urban, suburban, and rural environments, work within the travel way of single and multi-lane roadways, wooded rights-of-way, plants (power, water, wastewater), electric substations, lift stations, well sites, timberland, and near commercial/industrial facilities. No minimum quantities are guaranteed.

A complete listing of products to be delivered and services to be provided is defined in the Appendix A, Technical Specifications.

**JEA IFB/RFP/State/City/GSA#:** 1410470046  
**Purchasing Agent:** Lovgren, Rodney  
**Is this a Ratification?:** NO

**RECOMMENDED AWARDEE(S):**

Name	Contact Name	Address	Phone	Amount
THE DAVEY TREE EXPERT COMPANY	John Page	1500 North Mantua Street, Kent, Ohio	(330) 673- 9511	\$872,466.70

**Amount of Original Award:** \$1,292,078.35  
**Date of Original Award:** 01/13/2022  
**Contract Increase Amount:** \$872,466.70

**List of Previous Increases:**

CPA	Amount	Date
201620	\$129,207.00	08/02/2022

<b>New Not-To-Exceed Amount:</b>	\$2,293,752.05
<b>Length of Contract/PO Term:</b>	One (1) Years w/Two (2) - 1 Yr. Renewals
<b>Begin Date (mm/dd/yyyy):</b>	02/01/2022
<b>End Date (mm/dd/yyyy):</b>	01/31/2024
<b>Renewal Options:</b>	Yes – One (1) – 1 Yr. Renewals
<b>JSEB Requirement:</b>	N/A - Optional

**Background/Recommendations:**

Originally awarded 01/13/2022, through a competitive solicitation, JEA awarded a one (1) year contract for a not to exceed amount of \$1,292,078.35 to The Davey Tree Expert Company. A copy of the original Award is attached as backup.

This request is to execute the first one (1) year renewal option and add funds in the amount of \$872,466.70. The additional funds for this award are needed to replace some of Trees Inc. crews with three (3) to five (5) additional Davey crews. JEA is planning to process a new solicitation for the primary Vegetation Management contract by mid FY23; however, JEA may elect to renew this contract for an additional year based on the primary contract rebid. Should JEA elect to renew this contract, the T&D maintenance group will return to Awards Committee.

The following is a breakdown of the budget lines used for the FY23:

Project Description & PN * Annually PN's change, however, Project Services continue		FY23	FY24
Home Cost Center	HE30711	\$ 330,000.00	\$ 108,900.00
PA22E-NEW ELECTRIC SERV ADD	8007211	\$ 33,600.00	\$ 11,088.00
PA22E-SSC OVERHEAD RESTORATION	8007257	\$ 15,000.00	\$ 4,950.00
PA22E-WSC OVERHEAD RESTORATION	8007253	\$ 15,000.00	\$ 4,950.00
PA22E-OM POLE REPLAC PROGRAM	8007224	\$ 70,000.00	\$ 35,044.35
PA22E-SSC OM POLE REPLAC PROG	8007226	\$ 70,000.00	\$ 35,044.35
PA22E-SYS A CEMI5-P8 ENHANCE	8007264	\$ 50,000.00	\$ 16,500.00
PA22E-SAIDI IMPROVEMENT PLAN	8007267	\$ 72,390.00	\$ 0.00
<b>Subtotal by Year</b>		<b>\$ 655,990.00</b>	<b>\$ 216,476.70</b>

The pricing was fixed for the first year of the contract, with annual price adjustment in accordance with CPI in the following years.

Request approval to award a contract renewal to The Davey Tree Expert Company for a one (1) year renewal and an increase in the amount of \$872,466.70, for a new not-to-exceed amount of \$2,293,752.05, subject to the availability of lawfully appropriated funds.

Award# 8 02/01/2024 Supporting Documents

**Manager:** Pitre, John D. – Mgr. T&D Preventative Maintenance  
**Director:** Wheeler, Kim M. – Dir. Preventative Maintenance & Contract Management  
**VP:** Erixton, Ricky D. – VP - Electric Systems

**APPROVALS:**

Stephen Datz 10/06/2022

**Chairman, Awards Committee** **Date**

Stephanie M Healy 10/06/2022

**Budget Representative** **Date**





## Formal Bid and Award System

Award #5 January 13, 2022

**Type of Award Request:** REQUEST FOR PROPOSAL (RFP)  
**Requestor Name:** Souder, Scott  
**Requestor Phone:** (904) 665-6132  
**Project Title:** Supplemental Vegetation Management Services JEA  
**Project Location:** JEA  
**Project Number:** See Attachment  
**Funds:** O&M & Capital  
**Award Estimate:** \$1,292,087.35

**Scope of Work:**

The purpose of this solicitation is to contract the services of a vegetation management services contractor to provide services described herein ("Work").

JEA's general plan will be to employ 3 – 5 crews on a forty hour a week/time and equipment rates (T&E) basis to provide coverage for additional supplemental vegetation management services over the three (3) year contract term, and if needs provide emergency storm support services.

This work shall consist of furnishing all labor, equipment, and material necessary for line clearance of all designated JEA electric, water, and wastewater facilities, in accordance with the requirements of this specification. The location of the work shall be any job site within the boundaries of JEA's service territory. This includes, but is not limited to, urban, suburban, and rural environments, work within the travel way of single and multi-lane roadways, wooded rights-of-way, plants (power, water, wastewater), electric substations, lift stations, well sites, timberland, and near commercial/industrial facilities. No minimum quantities are guaranteed.

A complete listing of products to be delivered and services to be provided is defined in the Appendix A, Technical Specifications.

**JEA IFB/RFP/State/City/GSA#:** 1410470046  
**Purchasing Agent:** Lovgren, Rodney D.  
**Is this a Ratification?:** NO

**RECOMMENDED AWARDEE(S):**

Name	Contact Name	Address	Phone	Amount
THE DAVEY TREE EXPERT COMPANY	John Page	1500 North Mantua Street, Kent, Ohio	(330) 673 – 9511	\$1,292,078.35

**Amount for entire term of Contract/PO:** \$1,292,078.35

**Award Amount for remainder of this FY:** \$861,392.00

**Length of Contract/PO Term:** One (1) Year w/Two (2) - 1 Yr. Renewal

**Begin Date (mm/dd/yyyy):** 02/01/2022

**End Date (mm/dd/yyyy):** 01/31/2023

**Renewal Options:** YES – Two (1) – 1 Yr. Renewal

**JSEB Requirement:** N/A - Specialty Services



**BIDDER:**

Name	Outage Pricing (Option A Pricing)	Rank
THE DAVEY TREE EXPERT COMPANY	\$1,292,078.35	1
ASPHLUNDH TREE EXPERTS LLC	\$1,400,657.70	2
ZIELLES TREE SERVICE INC. (DBA ALDER VEGETATION GROUP)	\$1,553,506.78	3
WRIGHT TREE SERVICES INC.	\$1,602,490.68	4
WA KENDALL AND COMPANY LLC (DBA KENDALL VEGETATION SERVICES)	\$1,833,837.32	5

**Background/Recommendations:**

Advertised on 10/27/2021. Six (6) companies attended the optional pre-response meeting on 11/04/2021. At response opening on 12/07/2021, JEA received five (5) Responses. The evaluation is 100% price and The Davey Tree Expert Company was deemed the lowest priced responsible and responsive respondent. A copy of the Bid Form and Bid Workbook is attached as back up.

JEA uses two vegetation management service contracts, one primary service contract (80% of the spend, currently Tree's Inc. – contract expires at the end of 2022), and a secondary service contract (20% of the spend, incumbent is The Davey Tree Expert Company).

This one-year award for the secondary service contract will allow both contracts to sync up at the end of calendar year 2022. When both contracts are rebid at the end of this year, JEA will use the approach of having a primary and a secondary service provider to foster competition and provide a back-up service provider.

The Davey Tree Expert Company is the incumbent, holding their rates for the past three years and submitted the same rates for this bid, which provides JEA fixed rates until the new master vegetation management services are bid out, resulting in a net zero rate and budget estimate change. Considering the level of competition and rates comparison from all other competitor's rates are deemed reasonable. The contract rates are fixed for the one (1) year term.

1410470046 - Request approval to award a contract to The Davey Tree Expert Company in the amount of \$1,292,078.35, subject to the availability of lawfully approved funds.

**Manager:** Pitre, John D. - Mgr T&D Preventative Maintenance

**Director:** Wheeler, Kim M. - Dir Preventative Maintenance & Contract Management

**VP:** Erixton, Ricky D. - VP Electric Systems

**APPROVALS:**

 1/13/22

Chairman, Awards Committee

Date

*Laure A Whitmer*

1/14/22

---

**Budget Representative**

**Date**

## Award# 8 02/01/2024 Supporting Documents

Capital or O&M	Index / Project # / Cost Center	Expense Type	O&M Spreadsheet Line	FY24	FY25	Totals
Capital	8008885			\$ 200,000.00	\$100,000.00	\$ 300,000.00
Capital	8008884			\$ 165,000.00	\$85,000.00	\$ 250,000.00
Capital	8008875			\$ 23,000.00	\$12,000.00	\$ 35,000.00
Capital	8008873			\$ 310,000.00	\$150,000.00	\$ 460,000.00
Capital	8008900			\$ 15,000.00	\$5,000.00	\$ 20,000.00
Capital	8008896			\$ 9,000.00	\$3,000.00	\$ 12,000.00
O&M	HE30711			\$ 50,000.00	\$50,000.00	\$ 100,000.00
O&M	HE30711			\$ 600,000.00	\$200,000.00	\$ 800,000.00
						\$ -
						\$ -
						\$ -
						\$ -
						\$ -
						\$ -
						\$ -
						\$ -
Award Totals				\$ 1,372,000.00	\$ 605,000.00	<b>\$ 1,977,000.00</b>

Date	Event	Tracking Amount
1/13/2022	Original Award	\$ 1,292,078.35
8/2/2022	Increase	\$ 129,207.00
	New NTE	\$ 1,421,285.35
10/6/2022	This Increase	\$ 872,466.70
	New NTE	\$ 2,293,752.05
4/6/2023	This Increase	\$ 1,323,458.00
	<b>New NTE</b>	<b>\$ 3,617,210.05</b>
	Increase	\$ 1,977,000.00
	New NTE	\$ 5,594,210.05

## Award# 9 02/01/2024 Supporting Documents

JEA Orders with IEC (HICO Agent)											
	Price	Freight	Jan-23	Price Ext	Feb-23	Price Ext		Price Ext		Total	Total
Pad Mounted											
Ratification BPA 210118											
TRAMP009 – 50 KVA, 25565Y/14760 VOLT PRIMARY, 240/120 VOLT SECONDARY	\$ 12,271.00		90	\$ 1,104,390.00						90	\$ 1,104,390.00
Ratification BPA 211098											
TRAMP009 – 50 KVA, 25565Y/14760 VOLT PRIMARY, 240/120 VOLT SECONDARY	\$ 12,271.00	\$ -			100	\$ 1,227,100.00		\$ -		100	\$ 1,227,100.00
TRAMP010 – 75 KVA, 25565Y/14760 VOLT PRIMARY, 240/120 VOLT SECONDARY	\$ 12,586.00	\$ -			300	\$ 3,775,800.00		\$ -		300	\$ 3,775,800.00
										490	\$ 6,107,290.00

<b>Ratification Amount</b>	<b>\$ 6,107,290.00</b>
----------------------------	------------------------

## ***Certification of Single Source or Emergency Procurement***

Please use this form to certify a Single Source or Emergency Procurement complies with the requirements of the JEA Procurement Code. The JEA Procurement Code defines a Single Source and Emergency Procurement as follows:

### **3-112 Single Source**

A Contract may be awarded for Supplies or Services as a Single Source when, pursuant to the Operational Procedures, the Chief Procurement Officer determines that:

- (a) there is only one justifiable source for the required Supplies or Services;
- (b) the Supplies or Services must be a certain type, brand, make or manufacturer due to the criticality of the item or compatibility within a JEA utility system, and such Supplies or Services may not be obtained from multiple sources such as distributors;
- (c) the Services are a follow-up of Services that may only be done efficiently and effectively by the Vendor that rendered the initial Services to JEA, provided the Procurement of the initial Services was competitive;
- (d) at the conclusion of a Pilot Project under Section 3-118 of this Code, the Procurement of Supplies or Services tested during the Pilot Project, provided the Vendor was competitively selected for the Pilot Project.

### **3-113 Emergency Procurements**

In the event of an Emergency, the Chief Procurement Officer may make or authorize an Emergency Procurement, provided that Emergency Procurements shall be made with as much competition as practicable under the circumstances. A written Determination of the basis for the Emergency and for the selection of the particular Vendor shall be included in the Procurement file.

For purposes of this Section 3-113, an "Emergency" means any one of the following:

- (a) a reasonably unforeseen breakdown in machinery;
- (b) an interruption in the delivery of an essential governmental service or the development of a circumstance causing a threatened curtailment, diminution, or termination of an essential service;
- (c) the development of a dangerous condition causing an immediate danger to the public health, safety, or welfare or other substantial loss to JEA;
- (d) an immediate danger of loss of public or private property;
- (e) the opportunity to secure significant financial gain, to avoid delays to any Governmental Entity or avoid significant financial loss through immediate or timely action; or (f) a valid public emergency certified by the Chief Executive Officer.

#### **Please provide the following information:**

**1. Vendor Name:**

IEC

**2. Description of Services or Supplies provided by Vendor:**

Distribution Pad-mount Transformers

3. **Certification:**


I the undersigned certify that to the best of my knowledge, no JEA employee has, either directly or indirectly, a financial interest in this Single Source Emergency Procurement, and

I the undersigned certify that this procurement meets the requirements of a (choose one of the following):

☐ **Single Source Procurement.** Please state which subsection of Section 3-112 above applies to this Single Source Procurement: \_\_\_\_\_

OR

☒ **Emergency Procurement** - Please state which subsection of Section 3-113 above applies to this Emergency Procurement: <sup>b</sup> \_\_\_\_\_

  
\_\_\_\_\_  
**Signature of JEA Business Unit Manager**

1/25/24  
\_\_\_\_\_  
**Date**

Kris Rosenhauer

\_\_\_\_\_  
**Name of JEA Business Unit Manager**

**This certification shall be attached to the Purchase Order when it is routed for approval. A Single Source or Emergency Procurement shall be reported to the JEA Board in accordance with Section 1-110 of the JEA Procurement Code.**

Award# 10 02/01/2024 Supporting Documents

KBS Electrical Distributors, Inc. (Romagnole) PO 213481			9-Jun-23			
Num	Item	Description	UOM	Quantity	Price	Amount
		TRANSFORMER, 25 KVA, 14760/25565Y VOLT PRIMARY, 120/240 VOLT SECONDARY, SINGLE PHASE, CONVENTIONAL	Each	80	\$ 3,207.52	\$ 256,601.60
3	TRACG003	TRANSFORMER, 50 KVA, 14760/25565Y VOLT PRIMARY, 120/240 VOLT SECONDARY, SINGLE PHASE, CONVENTIONAL	Each	60	\$ 4,289.86	\$ 257,391.60
4	TRACG004	TRANSFORMER, 75 KVA, 14760/25565Y VOLT PRIMARY, 120/240 VOLT SECONDARY, SINGLE PHASE, CONVENTIONAL	Each	60	\$ 6,036.59	\$ 362,195.40
5	TRACG005		Total	200		\$ 876,188.60



## ***Certification of Single Source or Emergency Procurement***

Please use this form to certify a Single Source or Emergency Procurement complies with the requirements of the JEA Procurement Code. The JEA Procurement Code defines a Single Source and Emergency Procurement as follows:

### **3-112 Single Source**

A Contract may be awarded for Supplies or Services as a Single Source when, pursuant to the Operational Procedures, the Chief Procurement Officer determines that:

- (a) there is only one justifiable source for the required Supplies or Services;
- (b) the Supplies or Services must be a certain type, brand, make or manufacturer due to the criticality of the item or compatibility within a JEA utility system, and such Supplies or Services may not be obtained from multiple sources such as distributors;
- (c) the Services are a follow-up of Services that may only be done efficiently and effectively by the Vendor that rendered the initial Services to JEA, provided the Procurement of the initial Services was competitive;
- (d) at the conclusion of a Pilot Project under Section 3-118 of this Code, the Procurement of Supplies or Services tested during the Pilot Project, provided the Vendor was competitively selected for the Pilot Project.

### **3-113 Emergency Procurements**

In the event of an Emergency, the Chief Procurement Officer may make or authorize an Emergency Procurement, provided that Emergency Procurements shall be made with as much competition as practicable under the circumstances. A written Determination of the basis for the Emergency and for the selection of the particular Vendor shall be included in the Procurement file.

For purposes of this Section 3-113, an "Emergency" means any one of the following:

- (a) a reasonably unforeseen breakdown in machinery;
- (b) an interruption in the delivery of an essential governmental service or the development of a circumstance causing a threatened curtailment, diminution, or termination of an essential service;
- (c) the development of a dangerous condition causing an immediate danger to the public health, safety, or welfare or other substantial loss to JEA;
- (d) an immediate danger of loss of public or private property;
- (e) the opportunity to secure significant financial gain, to avoid delays to any Governmental Entity or avoid significant financial loss through immediate or timely action; or (f) a valid public emergency certified by the Chief Executive Officer.

### **Please provide the following information:**

**1. Vendor Name:**

Romagnole

**2. Description of Services or Supplies provided by Vendor:**

Distribution Transformers

3. **Certification:**

I the undersigned certify that to the best of my knowledge, no JEA employee has, either directly or indirectly, a financial interest in this Single Source Emergency Procurement, and

I the undersigned certify that this procurement meets the requirements of a (choose one of the following):

☐ **Single Source Procurement.** Please state which subsection of Section 3-112 above applies to this Single Source Procurement: \_\_\_\_\_

OR

☒ **Emergency Procurement** - Please state which subsection of Section 3-113 above applies to this Emergency Procurement: <sup>(b)</sup> \_\_\_\_\_

  
\_\_\_\_\_  
Signature of JEA Business Unit Manager

9/23/22  
\_\_\_\_\_  
Date

Kris Rosenhauer  
\_\_\_\_\_  
Name of JEA Business Unit Manager

**This certification shall be attached to the Purchase Order when it is routed for approval. A Single Source or Emergency Procurement shall be reported to the JEA Board in accordance with Section 1-110 of the JEA Procurement Code.**

## ***Certification of Single Source or Emergency Procurement***

Please use this form to certify a Single Source or Emergency Procurement complies with the requirements of the JEA Procurement Code. The JEA Procurement Code defines a Single Source and Emergency Procurement as follows:

### **3-112 Single Source**

A Contract may be awarded for Supplies or Services as a Single Source when, pursuant to the Operational Procedures, the Chief Procurement Officer determines that:

- (a) there is only one justifiable source for the required Supplies or Services;
- (b) the Supplies or Services must be a certain type, brand, make or manufacturer due to the criticality of the item or compatibility within a JEA utility system, and such Supplies or Services may not be obtained from multiple sources such as distributors;
- (c) the Services are a follow-up of Services that may only be done efficiently and effectively by the Vendor that rendered the initial Services to JEA, provided the Procurement of the initial Services was competitive;
- (d) at the conclusion of a Pilot Project under Section 3-118 of this Code, the Procurement of Supplies or Services tested during the Pilot Project, provided the Vendor was competitively selected for the Pilot Project.

### **3-113 Emergency Procurements**

In the event of an Emergency, the Chief Procurement Officer may make or authorize an Emergency Procurement, provided that Emergency Procurements shall be made with as much competition as practicable under the circumstances. A written Determination of the basis for the Emergency and for the selection of the particular Vendor shall be included in the Procurement file.

For purposes of this Section 3-113, an "Emergency" means any one of the following:

- (a) a reasonably unforeseen breakdown in machinery;
- (b) an interruption in the delivery of an essential governmental service or the development of a circumstance causing a threatened curtailment, diminution, or termination of an essential service;
- (c) the development of a dangerous condition causing an immediate danger to the public health, safety, or welfare or other substantial loss to JEA;
- (d) an immediate danger of loss of public or private property;
- (e) the opportunity to secure significant financial gain, to avoid delays to any Governmental Entity or avoid significant financial loss through immediate or timely action; or (f) a valid public emergency certified by the Chief Executive Officer.

### **Please provide the following information:**

#### **1. Vendor Name:**

Mitsubishi

#### **2. Description of Services or Supplies provided by Vendor:**

For GCBAR002 - 72.5kV substation breaker, Mitsubishi has been the only approved supplier for this breaker since March 2014.

This breaker has not been ordered very often and is typically only used for replacing old Oil Circuit Breakers currently in service.

This breaker has performed well since 2014 and the Substation O&M team recommends keeping this as the only option moving forward.

**This certification shall be attached to the Purchase Order when it is routed for approval. A Single Source or Emergency Procurement shall be reported to the JEA Board in accordance with Section 1-110 of the JEA Procurement Code.**



JEA  
Attn: Eppie Green

January 26, 2024

SUBJECT: RFQ for 72kV Circuit Breakers  
MEPPI Proposal Ref. #: **72MVP-SE-4146**

Mitsubishi Electric Power Products, Inc. (MEPPI) is pleased to offer our quotation for the Power Circuit Breaker in response to the above subject inquiry. We are offering our highly regarded SF<sub>6</sub> Gas Breaker rated at 72kV for the specified requirement. In addition to the summary below, the breakers are more fully described in the attached supporting documents.

### SCOPE

MEPPI will supply the SF<sub>6</sub> Gas Circuit Breakers in accordance with the subject RFQ and information you provided. The summary that follows generally describes the breaker proposed.

Quantity	5
Equipment:	Dead Tank SF <sub>6</sub> Circuit Breaker
Rated Maximum Voltage:	72.5 kV
Frequency:	60 Hz
Continuous Current:	3,000A
Rated Interrupting Current:	50kA
Basic Insulation Level:	350 kV BIL
Operating Mechanism:	Helical Spring
BCT's:	(12x) 2000/5 C800, MR
Unit Price FOB Jobsite	<b>50kA Breaker = \$114,685 ea.</b>
Total Price FOB Jobsite	<b>50kA Breaker = \$573,425 total quantity 5</b>



## **.DELIVERY**

We have reserved production slots for these 5 circuit breakers. Four breakers can be shipped in January 2027 and the last one in February 2027. Delivery will be made by truck FOB jobsite, **fully assembled**, with point of shipment being Warrendale, Pennsylvania, USA.

## **TERMS/CONDITIONS, PAYMENT & WARRANTY**

Reference MEPPI Form A included for review. MEPPI's standard payment will apply and is based on one hundred percent (100%) due thirty (30) days after receipt of an invoice.

## **TOOLS AND SPARE PARTS**

A manual jack assembly, a gas fill adapter and a transducer mounting kit are included in the price of the breaker. Special tools for contact and nozzle removal when doing long-term maintenance are not included. These tools are only required to inspect/replace the nozzle or moving contact. The only spare parts that MEPPI recommends are a trip coil and a close coil. Additional spare parts can be purchased at time of need.

## **VALIDITY**

This offer is valid for thirty (30) days unless extended or withdrawn in writing by MEPPI.

## **FIELD SERVICE**

When compared to our competitors, our service capabilities are unmatched. Our track record is diverse and proven with a history of rapid response to customer emergencies. We stock components in our Warrendale Facility, and we have a dedicated team of Field Service Engineers that can respond quickly.

No field service is included in the above price. Field service for Mitsubishi Electric Power Products' breakers is provided direct from our factory at Warrendale, PA. The Engineering Service rate and cost are set forth in the included Form C, "Engineering Service & Training Rates Policy".

## **MEPPI THE PRUDENT CHOICE**

Over the last 25 years, MEPPI has worked together with multiple worldwide utilities toward the mutually shared goals of operating the utilities' networks in a safe, economical, and reliable manner. In considering other vendors, some key questions must be considered: Are the products appropriate to operate in your network environment? Do they display the quality and the performance that is required to operate the network? Is the vendor responsive when you need assistance? The complete evaluation and the careful weighting of each area will lead you to conclude that MEPPI is your most prudent choice when high performance, rugged and proven Transmission & Distribution equipment is required.

## **CIRCUIT BREAKER BENEFITS**

- Highly reliable dead tank enclosure
- Fully assembled and tested in the factory
- Lightweight and low foundation load
- Reduced Maintenance
- **Contact Removal and Inspection:** All Mitsubishi Electric dead tank breakers are designed for simple removal and inspection of the arcing contacts. Unlike other designs which require removal of the complete interrupter for inspection / replacement of the arc contacts, the MEPPI designs allow removal of these items by removing the tank inspection cover and using a tool to remove the threaded items (Moving and Stationary Contacts and Teflon nozzle). The entire job takes about 30 minutes and represents the only maintenance the interrupter will ever require (performed @ 2000 operations at rated load current).
- **Simple Spring Operating Mechanism:** The Spring Mechanism is a well-proven and rugged mechanism, which is much simpler in design than competing spring hydraulic or pneumatic mechanisms. The device, which is virtually maintenance free, is extremely well suited to environments where high reliability and low maintenance requirements are a must.
- **Optimal Leak Prevention:** MEPPI breakers incorporate our unique double seal system (o-ring and silicone sealant), providing unparalleled sealing capability. This system has been well proven on both breakers and gas insulated substations and the design has been intact for well over 20 years.

## **EXPERIENCE**

Mitsubishi Electric Power Products, Inc. has sold over 40,000 SF6 Gas Circuit Breakers in the voltage range between 15kV and 800kV. We are committed to being the best quality/service supplier in the industry. MEPPI has accumulated vast experience in supplying units for diverse environments and customized to the multiple networks that we currently serve throughout the world. This unequaled experience is the basis for the confidence that we enjoy from the over 50 Partnership accounts we currently service from our Warrendale Facility.

## **PERFORMANCE AND RELIABILITY**

The Mitsubishi Electric family of breakers has the best overall performance in the T&D industry. Our family of HV breakers is performing with a reliability factor of 99.998 percent. We have continuing efforts toward improving reliability levels in our units through ongoing process improvements and design changes. A good example of the level of detail that we build into the process is our understanding of the impact debris has on breaker operation, and the steps that have been taken to ensure that no foreign matter enters the chambers of the interrupters.

The second example is how we build reliability, durability, and performance from our conceptual stages through delivery, ensuring that our units will outperform other available products. Furthermore, our breakers and their components are subject to the most



rigorous testing in the industry. All Mitsubishi mechanisms are life-tested to 10,000 operations.

On behalf of Mitsubishi Electric Power Products, Inc., I want to thank you, in advance, for your kind consideration and the opportunity to provide our proposal for these circuit breakers. Should you require additional information about our organization or products, or should you have any questions, please do not hesitate to contact me.

Sincerely,

*Timothy Stimson*

Sales Engineer II  
Mitsubishi Electric Power Products, Inc.  
PH 724-779-3321  
Email: tim.stimson@meppi.com

## Award# 11 02/01/2024 Supporting Documents

Date	Project Number	Task Number	Workorder Number	Organization	Sales Order Number	Inventory Item ID	Item Description	UOM	Avg Item Cost	Actual Issue Quantity	Total Issue Cost	Requestor Name	Transaction Type	Owning Party	Cost Group	Costed
01/09/2021	8006695	002.1		CSC Stores	215657	GCBAR002	BREAKER, DEADTANK, SF6, 72.5KV, 3000A, 350KV BIL, 50KA, SPRING	Each	\$82,245.00	1	\$82,245.00	Smith, Brandy Lea	Miscellaneous Project Issue	CSC Stores	CG-1001	Y
09/06/2021	8006695	002.1		CSC Stores	219487	GCBAR002	BREAKER, DEADTANK, SF6, 72.5KV, 3000A, 350KV BIL, 50KA, SPRING	Each	\$82,245.00	1	\$82,245.00	Smith, Brandy Lea	Miscellaneous Project Issue	CSC Stores	CG-1001	Y
10/05/2021	8007280	002.1		CSC Stores	220619	GCBAR002	BREAKER, DEADTANK, SF6, 72.5KV, 3000A, 350KV BIL, 50KA, SPRING	Each	\$82,245.00	1	\$82,245.00	Smith, Brandy Lea	Miscellaneous Project Issue	CSC Stores	CG-1001	Y
10/01/2022	8008213	006.1		CSC Stores	227109	GCBAR002	BREAKER, DEADTANK, SF6, 72.5KV, 3000A, 350KV BIL, 50KA, SPRING	Each	\$83,478.50	1	\$83,478.50	Smith, Brandy Lea	Miscellaneous Project Issue	CSC Stores	CG-1001	Y
11/26/2022	8008213	002.1		CSC Stores	227970	GCBAR002	BREAKER, DEADTANK, SF6, 72.5KV, 3000A, 350KV BIL, 50KA, SPRING	Each	\$88,843.13	1	\$88,843.13	Smith, Brandy Lea	Miscellaneous Project Issue	CSC Stores	CG-1001	Y
12/31/2022	8008213	002.1		CSC Stores	228328	GCBAR002	BREAKER, DEADTANK, SF6, 72.5KV, 3000A, 350KV BIL, 50KA, SPRING	Each	\$88,843.13	1	\$88,843.13	Smith, Brandy Lea	Miscellaneous Project Issue	CSC Stores	CG-1001	Y
01/29/2023	8008213	002.1		CSC Stores	228950	GCBAR002	BREAKER, DEADTANK, SF6, 72.5KV, 3000A, 350KV BIL, 50KA, SPRING, COMPOSITE BUSHINGS, DOUBLE DOOR MODEL	Each	\$88,843.13	1	\$88,843.13	Smith, Brandy Lea	Miscellaneous Project Issue	CSC Stores	CG-1001	Y
04/27/2023	8008213	002.1		CSC Stores	230544	GCBAR002	BREAKER, DEADTANK, SF6, 72.5KV, 3000A, 350KV BIL, 50KA, SPRING, COMPOSITE BUSHINGS, DOUBLE DOOR MODEL **DRAWINGS MUST BE APPROVED BY JEA (STANDARDS OR PROJECT ENGINEER) BEFORE MANUFACTURING CAN BEGIN**	Each	\$88,843.13	1	\$88,843.13	Smith, Brandy Lea	Miscellaneous Project Issue	CSC Stores	CG-1001	Y
12/13/2023	8008922	006.1		CSC Stores	234147	GCBAR002	BREAKER, DEADTANK, SF6, 72.5KV, 3000A, 350KV BIL, 50KA, SPRING, COMPOSITE BUSHINGS, DOUBLE DOOR MODEL **DRAWINGS MUST BE APPROVED BY JEA (STANDARDS OR PROJECT ENGINEER) BEFORE MANUFACTURING CAN BEGIN**	Each	\$97,982.53	1	\$97,982.53	Rinehart, Jason	Miscellaneous Project Issue	CSC Stores	CG-1001	Y



7785 Baymeadows Way, Suite 101, Jacksonville, FL 32256  
TEL (904) 587-0134

Appendix A – Scope of Services  
1411404246 Engineering Services for the Beacon Hills WTP Improvements Project

The Scope of Work includes: (a) conceptual design, (b) final detailed design & permitting, (c) bid-phase services, and (d) construction-phase services for the Project.

Consultant work performed under this scope of services shall be paid for under a lump sum basis with progress payments payable in proportion to the percentage of work completed. Sub-consultant work costs shall be considered “pass through” with no markup and shall be paid to the consultant based on actual work needed and performed.

Completion of the Scope of Work shall be completed in three (3) phases as described further herein. Each phase shall include the following components:

- Project Management: Provide administration and management of project. Review ongoing activities. Monitor schedule and budget. Review progress with JEA on a regular basis. Discuss issues with JEA as they are noted.
- Project Schedule and Budget: Prepare a project schedule and project budget for use by JEA and Consultant in conjunction with a work plan. Consultant will prepare opinions of construction cost at all stages of deliverables in accordance with the Association for the Advancement of Cost Engineering International, Inc. (AACE) for the purpose of assisting JEA in preparing budget funding request and evaluating design options. Expected accuracy will be as follows: Class 3 estimate for 30% SUBMITTAL; and Class 1 estimate for 90% and 100% SUBMITTALS. Update the schedule as needed through project completion. Notify JEA immediately of any schedule and/or budget impacts.
- Design Reviews: Participate in meetings with JEA to review progress and exchange ideas and information at each design submittal. JEA will review each submittal and provide comments within two (2) weeks of receipt.
- Meeting Minutes: Prepare and distribute meeting minutes for project initiation and design review meetings.
- QA/QC Reviews: Conduct internal quality assurance/quality control (QA/QC) and constructability reviews at each Project milestone.

Each phase of work is more specifically outlined as follows:

PHASE 1 – CONCEPTUAL DESIGN

A. Preliminary and General Work



7785 Baymeadows Way, Suite 101, Jacksonville, FL 32256  
TEL (904) 587-0134

Appendix A – Scope of Services  
1411404246 Engineering Services for the Beacon Hills WTP Improvements Project

1. Project Initiation: Conduct a project initiation meeting to clarify JEA's requirements for the project, review pertinent available data, present work plan, and present initial work schedule and budget.
2. Data Needs: Present to JEA an outline of informational needs related to the project's design such as, but not limited to record drawings, water plant control requirements, existing component information, etc.

B. Site and Record Drawing Review

1. Review available aerial, topographic survey, property, and record drawings affecting the site and WTP Improvements approach.
2. Conduct site evaluation to catalog existing components, confirm site infrastructure, determine potential layouts, etc.
3. Coordinate with JEA Water Planning, JEA Operation & Maintenance, and Duval County during the design process. As applicable, coordinate with other potentially affected parties.

C. Surveying Services (Pass Through – Lump Sum Basis)

Provide the services of a local surveyor (using subcontract if needed) for the topographical survey of the area, including ASCE 38-02 Quality Level B designating of subsurface utilities. Survey requirements shall meet the following minimum requirements:

1. Establish or re-establish horizontal and vertical controls and ties as required to properly establish and verify the section lines, property lines, platted lot lines, easements, rights-of-way, topographic data, and elevations.
2. Research and identify all utilities, including types, sizes, materials, location, direction, inverts, and elevations from utility records, visible observations, utility field locations and other information available, particularly the utilities that are visible and that are accessible from manholes (sanitary, storm sewer, culverts, electrical lines, and communication conduit/ducts). Utility research and documentation shall meet or exceed ASCE 38-02 Quality Level B.
3. Obtain topographic survey information from the site, entrance driveway, and residential roadway with existing sewer infrastructure to identify all existing visible improvements including but not limited to: type of materials, natural and artificial site topography, contours, utilities, drainage courses/structures/piping, streets, curb and gutters, signs, fencing, gates, culverts, driveways, landscaping, railroads, creeks, rivers, ponds, cleanouts,



7785 Baymeadows Way, Suite 101, Jacksonville, FL 32256  
TEL (904) 587-0134

Appendix A – Scope of Services  
1411404246 Engineering Services for the Beacon Hills WTP Improvements Project

water meters, telephone pedestals, transformers, etc. Locate and identify the type and size of all trees in landscaped areas, as applicable.

D. Preliminary Engineering (10% SUBMITTAL)

1. As a starting point for design, the 10% deliverable will be a Hydraulic Modeling Technical Memorandum (TM). The TM will evaluate the current and future demand and supply capacity of the system, including consideration of supply well performance.
2. As provided by the JEA Project Scope, the Existing 0.30MG Tank Condition – Inspection Report (by Crom, LLC Nov-2019) indicated several issues discovered by their inspector which should be addressed.
3. The driver for the GST project is the results of the Crom, LLC Inspection Report and a Capacity Analysis Report by JEA. Per the calculations performed by JEA the site needs a total storage of at least 0.5MG.
4. Consultant will assist JEA to confirm what will meet the fire flow requirements for the Beacon Hills WTP. Our analysis will be included in the Technical Memorandum along with the various options for site renovation and new facilities. Tank sizing, well rehabilitation needs, and high service pump sizing will be refined during this project phase.
5. Well Pump sizing and Wellhead design, for any wellhead assemblies constructed or rehabilitated by this project, will be done due to potential new head conditions from a new tank.
6. Existing Wells #1 & #2 will go through Acidization which is currently planned to be accomplished under the existing Jacobs Well Program as needed and not as part of this project. However, coordination with the Well Program is a requirement of this project and division of scope will be accommodated as needed.
7. A feasibility study and proposed design approach for the construction of two new supply wells will be included in this project. This will be completed as a report and include construction feasibility considerations for the neighborhood. The actual design and construction of these new wells, if practical, will be completed under a separate project. However, design and construction may be included as part of this project as an Additional Service by the Consultant.
8. The on-site Emergency Generator is a 300 K/W Unit with a 1300 gal. Fuel Tank, and appurtenances. The generator is elevated approximately 4'. An analysis will be performed



7785 Baymeadows Way, Suite 101, Jacksonville, FL 32256  
TEL (904) 587-0134

Appendix A – Scope of Services  
1411404246 Engineering Services for the Beacon Hills WTP Improvements Project

to determine if this is high enough based on the resiliency document to be provided by JEA.

E. Conceptual Design Document (30% SUBMITTAL)

1. Prepare 30% level drawings showing the proposed WTP Improvements including but not limited to process flow diagram, hydraulic profile, demolition plan, site plan, control building layout, mechanical drawings, and electrical/instrumentation drawings. Drawings will be submitted in full and half size format. Drawings shall be prepared in 24" x 36" or 22" x 34" sheet format.
2. Prepare a Class 3 level construction cost estimate.
3. Submit six (6) full size sets of drawings, two (2) half size drawings and one (1) pdf format CD to JEA for review.
4. Meet with JEA to review comments on the submitted Conceptual (30%) Design. Resolve any questions and revise documents to address comments while preparing the design for the next design submittal.

PHASE 2 – FINAL DESIGN & PERMITTING

A. Geotechnical Services (Pass Through - Lump Sum Basis)

Provide geotechnical engineering services (using subcontract if needed) including exploratory work, laboratory and field testing, and professional guidance in tests to be made at test locations based on drawings and designs and including professional interpretations of exploratory and test data.

The services will include:

1. Geotechnical exploratory work, such as soil borings, penetration tests, soundings, subsurface explorations, laboratory tests of soils, rock formations, other geophysical phenomena, and other field and laboratory tests and analyses which are required to provide design information. The design engineer shall assist in defining required depths and locations for geotechnical services.
2. A geotechnical report by a qualified geologist or geotechnical firm interpreting the data on the exploratory work and testing and setting out the site conditions that can be anticipated from this exploratory work.
3. The Consultant shall confirm, but groundwater sampling and associated permitting is not required as part of this work.



7785 Baymeadows Way, Suite 101, Jacksonville, FL 32256  
TEL (904) 587-0134

Appendix A – Scope of Services  
1411404246 Engineering Services for the Beacon Hills WTP Improvements Project

B. Subsurface Utility Engineering (Pass Through - Not to Exceed Allowance Basis)

As required, provide subsurface utility engineering services (using subcontract if needed) to confirm underground utility locations that are critical to the design through vacuum excavation, ground penetrating radar (GPR) or other means acceptable to JEA. Underground utility locations within the design water and sewer pipeline corridors shall be confirmed to ASCE 38-02 Quality Level A. The design engineer shall define specific spots where existing utility locations need to be defined.

C. Design Criteria

The design shall comply with the latest revision of the JEA Water & Sewer Standard Manual; the JEA Water, Sewer and Reclaimed Water Design Guidelines; FDEP Rules and requirements; and Duval County Ordinances.

D. Final Design Documents

1. 90% SUBMITTAL: Prepare a 90% Design deliverable including detailed drawings for the design and construction of the proposed WTP Improvements. Submit to JEA for review and approval, six (6) full size sets of drawings, two half size drawings, and a pdf format CD for the 90% Design deliverable. Prepare a Class 1 level construction cost estimate.
2. 90% Review Meeting: Attend a meeting with JEA Staff to review the 90% Submittal and receive comments. Provide meeting minutes to JEA and any other meeting participants.
3. 100% SUBMITTAL: Incorporate JEA's 90% Submittal comments, if any, and prepare Final Detailed Drawings and a Bid Form deliverable for the proposed work. The documents shall be prepared for the selection of a licensed general and/or utility contractor via a public competitive bid. Prepare a Class 1 level construction cost estimate.
4. Duval County Permitting: Prepare and submit required drawings, permit applications, etc. (Site Plan Application) to Duval County to obtain their Site Plan approval.
5. St. Johns River Water Management District (SJRWMD) Permitting: It is anticipated the project will remain below the permitting thresholds for a SJRWMD Environmental Resource Permit (ERP). However, should the project design exceed those requirements, an ERP shall be secured for construction of the improvements.
6. FDEP Permitting: Prepare and submit required permit applications to FDEP for the proposed WTP Improvements. These permits include:





7785 Baymeadows Way, Suite 101, Jacksonville, FL 32256  
TEL (904) 587-0134

Appendix A – Scope of Services  
1411404246 Engineering Services for the Beacon Hills WTP Improvements Project

- Florida Department of Environmental Protection (FDEP) Public Water Supply Construction Permit
- FDEP Certificate of Construction Completion (after substantial completion)
- Additional permitting will be required if the construction of new wells is included in the project. This may be provided by the Consultant as an Additional Service.

7. BID SUBMITTAL: Bidding Documents to be provided to JEA include drawings, bid form schedule, and technical specifications for inclusion into JEA's Special Conditions. The drawings shall be updated based on any comments received from the 100% SUBMITTAL and/or permitting review comments. Bidding documents should also include any necessary information for alternative bid requirements. Provide one CD with electronic drawing files (pdf and AutoCAD) and 5 copies of final drawings to JEA.

E. Public Information Program

No public meetings are anticipated except the following:

The Beacon Hills WTP site is in a fully developed residential neighborhood. A meeting with their HOA will be planned and held during design.

PHASE 3 – BID PHASE SERVICES

Consultant shall support JEA in response to contractor questions during the bidding process and issuing any addenda to clarify the design documents. Services do not include attendance at pre-bid or bid opening meetings.

PHASE 4 – CONSTRUCTION PHASE SERVICES

Consultant shall support JEA in response to contractor questions during the construction process, issuing responses to request for information, attendance at construction meetings, etc. as required to facilitate construction of the improvements.



7785 Baymeadows Way, Suite 101, Jacksonville, FL 32256  
TEL (904) 587-0134

Appendix A – Scope of Services  
1411404246 Engineering Services for the Beacon Hills WTP Improvements Project

## Project Schedule

Major activities are as follows:

- Design Start/Finish – Feb 2024 – Jan 2025
- Procurement, Construction & Closeout – Jun 2025 to Feb 2027

## Project Management & Delivery

Stage	Project Definition	10% Schematic Design	30% Conceptual Design	90% Detail Design	100% Final Design	Bid	Construction
To Project Delivery	WWSP	PEC	PEC	PEC	PEC	PEC	PEC
	OPB Established		Trend		Trend		Trend

## Cost Estimate and Expenditure Forecast (Current \$)

A capital cost estimate was developed for the project using recent construction costs. This estimate is based upon the adjusted data from other JEA projects, and national industry standard reference guides.

The estimate includes construction and engineering services during construction. Included is an allowance for engineering services during construction, start-up, and legal/administrative and is applied to the construction cost estimate. The approximate accuracy range of the estimate is plus or minus 35%. The cost estimate is based on 2022 dollars (no escalation has been included) and is summarized in **Table 2 Attachment (See Construction Cost Estimate)**.

## Risks

If this infrastructure is not replaced JEA will continue incurring long-term maintenance expense and compliance issues with FDEP. The existing aerator and ground storage tank are showing signs of corrosion and potential structural failure. Replacement of these components is required. In addition, the existing pump building configuration creates on-going operation and maintenance issues.

## Revision History

Name	Date	Version	Revision Notes
Dean Llewellyn	7/31/2023	2.0	Updated PD for FY23

FEE MATRIX JEA / DECEMBER 2023 BEACON HILLS WTP DESIGN, PERMITTING, AND BIDDING/CONSTRUCTION PHASE SERVICES																	
STAFF CLASSIFICATION			Senior Project Manager III		Senior Project Engineer IV		Project Engineer III		Designer IV		Project Administrator		M&C SUBTOTAL PER TASK	Electrical Subconsultant Evanlily Engineering	Survey Subconsultant Smith Surveying	Geotechnical Subconsultant Meskel Engineering	TOTAL PER TASK
PHASE	DESCRIPTION		RATE: HOURS	\$288 TOTAL	RATE: HOURS	\$256 TOTAL	RATE: HOURS	\$240 TOTAL	RATE: HOURS	\$176 TOTAL	RATE: HOURS	\$112 TOTAL					
1	CONCEPTUAL DESIGN																
A	Preliminary and General Work		20	\$5,760	24	\$6,144	10	\$2,400	40	\$7,040	10	\$1,120	\$22,464				
B	Site and Record Drawing Review		14	\$4,032	12	\$3,072	20	\$4,800	20	\$3,520		\$0	\$15,424				
C	Surveying Services			\$0		\$0		\$0		\$0		\$0	\$0		\$33,305.00		
D	Preliminary Engineering (10% Submittal)		60	\$17,280	64	\$16,384	10	\$2,400	75	\$13,200	35	\$3,920	\$53,184	\$8,980			
E	Conceptual Design Document (30% Submittal)		64	\$18,432	180	\$46,080	120	\$28,800	135	\$23,760	45	\$5,040	\$122,112	\$14,900			
PHASE 1 SUBTOTAL			158	\$45,504	280	\$71,680	160	\$38,400	270	\$47,520	90	\$10,080	\$213,184	\$23,880	\$33,305	\$0	\$270,369
2	FINAL DESIGN & PERMITTING																
A	Geotechnical Services			\$0		\$0		\$0		\$0		\$0	\$0			\$19,400.00	
B	Subsurface Utility Engineering			\$0		\$0		\$0		\$0		\$0	\$0		\$12,200.00		
C	Design Criteria		40	\$11,520	40	\$10,240	24	\$5,760	16	\$2,816		\$0	\$30,336				
D	Final Design Documents																
1	90% Submittal		20	\$5,760	20	\$5,120	8	\$1,920		\$0	8	\$896	\$13,696	\$22,300			
2	90% Review Meeting		40	\$11,520	40	\$10,240	8	\$1,920		\$0		\$0	\$23,680				
3	100% Submittal		40	\$11,520	80	\$20,480	24	\$5,760	348	\$61,248	40	\$4,480	\$103,488	\$14,950			
4	Duval County Permitting		6	\$1,728		\$0	10	\$2,400		\$0		\$0	\$4,128				
5	SJRWMD Permitting		10	\$2,880		\$0	20	\$4,800	8	\$1,408	12	\$1,344	\$10,432				
6	FDEP Permitting		6	\$1,728		\$0	10	\$2,400		\$0		\$0	\$4,128				
7	Bid Submittal		20	\$5,760	40	\$10,240	16	\$3,840	20	\$3,520	20	\$2,240	\$25,600				
E	Public Information Program		40	\$11,520		\$0		\$0	28	\$4,928		\$0	\$16,448				
PHASE 2 SUBTOTAL			222	\$63,936	220	\$56,320	120	\$28,800	420	\$73,920	80	\$8,960	\$231,936	\$37,250	\$12,200	\$19,400	\$300,786
3	BID PHASE SERVICES																
A	Interpret Bidder RFI's/Prepare Addenda		22	\$6,336	20	\$5,120	16	\$3,840	60	\$10,560	20	\$2,240	\$28,096	\$3,380			
PHASE 3 SUBTOTAL			22	\$6,336	20	\$5,120	16	\$3,840	60	\$10,560	20	\$2,240	\$28,096	\$3,380	\$0	\$0	\$31,476
4	CONSTRUCTION PHASE SERVICES																
A	Attend Pre-construction Conference		12	\$3,456		\$0	40	\$9,600		\$0		\$0	\$13,056				
B	Attend Monthly Construction Progress Meetings (up to 12)		120	\$34,560	120	\$30,720							\$65,280	\$22,500			
C	Interpret Contractor RFI's/Prepare Responses ( up to 20)		8	\$2,304		\$0	40	\$9,600	300	\$52,800	140	\$15,680	\$80,384	\$5,000			
PHASE 4 SUBTOTAL			140	\$40,320	120	\$30,720	80	\$19,200	300	\$52,800	140	\$15,680	\$158,720	\$27,500	\$0	\$0	\$186,220
Subtotal			542	\$156,096.00	640	\$163,840.00	376	\$90,240.00	1050	\$184,800.00	330	\$36,960.00	\$631,936.00	\$92,010	\$45,505.00	\$19,400.00	
	TOTAL TASK 1 - 4																\$788,851

## 1411404246 Engineering Services for the Beacon Hills WTP Improvements Project

Vendor Rankings	Dean Llewellyn	Jim Orr	Brian Phillips	$\Sigma$ Rank	Rank	Total Score
Dewberry Engineers, Inc.	2	2	1	5	2	227.16
McKim and Creed, Inc.	1	1	2	4	1	231.29

Dean Llewellyn	Professional Staff Experience (30 Points)	Design Approach and Work Plan (40 Points)	Company Experience (25 Points)	JSEB (5 Points)	Total	Rank
Dewberry Engineers, Inc.	30.00	34	25	2	91.00	2
McKim and Creed, Inc.	30.00	38	25	4	97.00	1

Jim Orr	Professional Staff Experience (30 Points)	Design Approach and Work Plan (40 Points)	Company Experience (25 Points)	JSEB (5 Points)	Total	Rank
Dewberry Engineers, Inc.	16.40	25	19	2	62.40	2
McKim and Creed, Inc.	21.50	26	15	4	66.50	1

Brian Phillips	Professional Staff Experience (30 Points)	Design Approach and Work Plan (40 Points)	Company Experience (25 Points)	JSEB (5 Points)	Total	Rank
Dewberry Engineers, Inc.	22.76	30	19	2	73.76	1
McKim and Creed, Inc.	23.79	28	12	4	67.79	2

Overall Averages	Professional Staff Experience (30 Points)	Design Approach and Work Plan (40 Points)	Company Experience (25 Points)	JSEB (5 Points)	Total
Dewberry Engineers, Inc.	23.05	29.67	21.00	2.00	75.72
McKim and Creed, Inc.	25.10	30.67	17.33	4.00	77.10

# Award# 13 02/01/2024 Supporting Documents

## 1411399646 Engineering Services for North Grid THM Mitigation Project

Vendor Rankings	Mickey Willoughby	Ryan Popko	Jim Orr	T Rank	Rank
Hazen and Sawyer	83	85	78.60	247	1

Mickey Willoughby	Professional Staff Experience (30 Points)	Approach and Work Plan (40 Points)	Company Experience (25 Points)	JSEB (5 Points)	Total
Hazen and Sawyer	23	34	22	4	83.00

Ryan Popko	Professional Staff Experience (30 Points)	Approach and Work Plan (40 Points)	Company Experience (25 Points)	JSEB (5 Points)	Total
Hazen and Sawyer	24	34	23	4	85.00

Jim Orr	Professional Staff Experience (30 Points)	Approach and Work Plan (40 Points)	Company Experience (25 Points)	JSEB (5 Points)	Total
Hazen and Sawyer	22.6	30	22	4	78.60

Overall Averages	Professional Staff Experience (30 Points)	Approach and Work Plan (40 Points)	Company Experience (25 Points)	JSEB (5 Points)	Total
Hazen and Sawyer	23.20	32.67	22.33	4.00	78.20

Task Number	Task Name	Cost	LS/T&M	LS Subtotal	T&M Subtotal
<b>Task 1</b>	KICKOFF MEETING AND PROJECT MANAGEMENT	\$ 85,488.00	LS	\$ 85,488.00	
<b>Task 2</b>	PRELIMINARY ACTIVITIES	\$ 13,532.00	LS	\$ 13,532.00	
<b>Task 3</b>	PILOT TESTING	\$ 642,809.00	LS	\$ 642,809.00	
<b>Task 4</b>	10% SCHEMATIC DESIGN DOCUMENT	\$ 333,942.00	LS	\$ 333,942.00	
<b>Allowance</b>	ALLOWANCE	\$ 100,000.00	T&M		\$ 100,000.00
Total		\$ 1,175,771.00		\$ 1,075,771.00	\$ 100,000.00