

AWARDS COMMITTEE AGENDA

DATE: Thursday, March 23, 2023

TIME: 10:00 A.M.

PLACE: JEA, Customer Center, Bid Office, 1st Floor, 21 West Church Street, Jacksonville, FL 32202 OR
WebEx/Teleconference
WebEx Meeting Number (access code): 2309 526 2709
WebEx Password: cQMmJPHA823

Public Comments:

Awards:

1. Approval of the minutes from the last meeting(03/16/2023)
2. Request approval to award contract increase to Stuart C Irby CO (\$4,793,102.07) and Electric Supply Inc. (\$138,785.78) for the purchase of Streetlight Material for JEA Inventory Stock, for a total not-to-exceed amount of \$17,485,089.05, subject to the availability of lawfully appropriated funds.
3. 1411074646 – Request approval to award a contract to Advanced Turbine Support, LLC in the amount of \$652,500.00 for Borescope services and to Tes Tex, Inc. in the amount of \$297,500.00 and Applied Technical Services, LLC in the amount of \$297,500.00 for NDE Services for a total amount of \$1,247,500.00, subject to the availability of lawfully appropriated funds.
4. 1410869846 – Request approval to award a contract to Mott MacDonald, LLC for engineering and services during construction for the Ridenour WTP RW Re-Pump and Booster Station project in the amount of \$1,328,881.00, subject to the availability of lawfully appropriated funds.
5. 1411064846 – Request approval to award a contract to C & C Power Line, Inc. for construction services for the McDuff Substation Circuit relocation project in the amount of \$964,206.50, subject to the availability of lawfully appropriated funds.
6. Request approval to award a contract to UCC Environmental for the NGS 2B Gathering Conveyor Upgrade project in the amount of \$356,290.00, subject to the availability of lawfully appropriated funds.
7. Request approval for a contract extension to Davis Tire Center, Inc. to provide Tire Maintenance and Repair Services for an additional three (3) months and increase the contract amount by \$630,928.24, for a new not-to-exceed amount of \$2,134,877.26, subject to the availability of lawfully appropriated funds.
8. Request approval to award a contract increase to Dobbs Equipment LLC. for the purchase of additional John Deere Heavy Equipment in FY23 in the amount of \$801,761.00, for a new not-to-exceed amount of \$2,710,196.00, subject to the availability of lawfully appropriated funds.
9. Request approval to award a piggyback contract to Texas Trailers for the purchase of sixteen (16) trailers for FY23 in the amount of \$603,831.00, subject to the availability of lawfully appropriated funds.
10. Request approval to award a contract increase to Hal Jones Contractor for additional engineering and

construction services for the McCoy's Creek Utility Relocation project in the amount of \$1,144,351.00, for a new not to exceed amount of \$1,475,789.00, subject to the availability of lawfully appropriated funds.

11. Request approval to award Superior Construction Company Southeast, LLC a contract for pre-construction and engineering services for the CR210 Widening Reclaim Water Main project in the amount of \$465,093.65, subject to the availability of lawfully appropriated funds.
12. 1410837046 - Request approval to award contracts to Aggregate Haulers (\$2,730,000.00) and Capitol Environmental Services, Inc. (\$1,053,000.00) for the Continuing Services for DOT Road Base Lime Rock and 57 Stone in the amount of \$3,783,000.00, subject to the availability of lawfully appropriated funds.
13. Request approval to award payment to Nassau County for the design of the Chester Rd Reclaim and Force Main project in the amount of \$77,873.48, subject to the availability of lawfully appropriated funds.

Informational Items: N/A

Open Discussion: N/A

Public Notice: N/A

General Business: N/A

SPECIAL NOTES: Copies of the above items are available in JEA Procurement, if needed for review. If a person decides to appeal any decision made by the Awards Committee, with respect to any matter considered at this meeting, that person will need a record of the proceedings, and, for such purpose, needs to ensure that a verbatim record of the proceedings is made, which record includes the evidence and testimony upon which the appeal is to be based. If you have a disability that requires reasonable accommodations to participate in the above meeting, please call 665-8625 by 8:30 a.m. the day before the meeting and we will provide reasonable assistance for you.

03-23-2023 Awards Committee

<u>Award#</u>	<u>Type of Award</u>	<u>Business Unit</u>	<u>Estimated/ Budgeted Amount</u>	<u>Amount</u>	<u>Awardee</u>	<u>Term</u>	<u>Summary</u>
1	Minutes	N/A	N/A	N/A	N/A	N/A	Approval of minutes from the 03/23/2023 meeting.
2	CONTRACT INCREASE	McElroy	\$4,931,887.85	\$4,793,102.07 \$138,785.78	STUART C IRBY CO ELECTRIC SUPPLY INC.	Three (3) Years	
3	REQUEST FOR PROPOSALS (RFP) 4 Responses	Erixton	\$1,247,500.00	\$652,500.00 \$297,500.00 \$297,500.00	ADVANCED TURBINE SUPPORT TES, TEX, INC APPLIED TECHNICAL SERVICES, LLC	Three (3) Years w/ Two (2) – One (1) Yr. Renewals	
4	PROPOSAL (RFP) 3 Responses	Melendez	\$1,635,490.00	\$1,328,881.00	MOTT MACDONALD, LLC	Project Completion (Expected: November 2026)	<p><u>Engineering Design Services for the Ridenour Water Treatment Plant (WTP) Reclaim Water Re-Pump and Booster Station Project</u></p> <p>The scope of work includes engineering services for the design and construction of a reclaimed water ground storage tank (1.25 MG of usable volume), pumps, an enclosure, an electrical room, a back-up power generator, and an access road, to be located at the existing Ridenour WTP. This project is needed to meet increasing demand for reclaimed water in the south grid due to increased growth.</p> <p>The negotiated fee is approximately 18.7% below the estimate and deemed reasonable when compared to similar projects. The hourly rates used are fixed throughout the contract term.</p> <p>Request approval to award a contract to Mott MacDonald, LLC for engineering and services during construction for the Ridenour WTP RW Re-Pump and Booster Station project in the amount of \$1,328,881.00, subject to the availability of lawfully appropriated funds.</p>
5	REQUEST FOR PROPOSAL (RFP) 3 Responses	Melendez	\$662,279.00	\$964,206.50	C & C Powerline, Inc	Project Completion 07/13/20236	

03-23-2023 Awards Committee

6	SINGLE SOURCE	Melendez	\$381,158.00	\$356,290.00	UNITED CONVEYOR SUPPLY COMPANY (DBA UCC ENVIRONMENTAL)	Project Completion 12/30/2023	
7	CONTRACT EXTENSION – RATIFICATION	McElroy	\$630,928.24	\$2,134,877.26	DAVIS TIRE CENTER, INC.	Three (3) years, Three (3) Months	
8	CONTRACT AMMENDMENT PIGGYBACK - FLORIDA SHERIFF'S ASSOCIATION (FSA)	McElroy	\$801,761.00	\$801,761.00	DOBBS EQUIPMENT LLC	Project Completion (August 2023 Estimate)	
9	PIGGYBACK - FLORIDA SHERIFF'S ASSOCIATION (FSA)	McElroy	\$720,000.00	\$603,831.00	Texas Trailers	Project Completion (September 2023 Estimate)	
10	CONTRACT INCREASE	Melendez	\$1,078,643.00	\$1,144,351.00	HAL JONES CONTRACTOR (A DIVISION OF IVECELLIO & IGROGAN, INC.)	Project Completion (Expected: December 2025)	<p><u>McCoy's Creek Bridge Replacement-Cherokee St to St Johns River</u></p> <p>Request construction funding for utility relocation on the McCoy's Creek Bridge replacement project. COJ is replacing the King St bridge earlier than anticipated. The water main and gravity sewer on the current bridge need to be moved to prevent any delays. The contractor has provided a guaranteed maximum price (GMP) price for the early work.</p> <p>Originally approved by Awards Committee on 05/12/2022 in the amount of \$331,438.00 to Hal Jones Contractor. A copy of the award is attached for reference.</p> <p>This contract increase includes the final design and construction services for the project. This includes installing 960 feet of 10" gravity sewer mains with manholes and reroute the flow away from King St., and installing 515 feet of water main, 400 feet via 10" HDPE horizontal drill under the new creek widening and grade. Additionally, over 200 feet in water main sizes 2", 6" and 8" for connections to existing mains and relocations to avoid conflicts will be completed, and old sewer manholes will be removed. Old gravity and water mains will be removed or abandoned by grout fill.</p>

03-23-2023 Awards Committee

							Request approval to award a contract increase to Hal Jones Contractor for additional engineering and construction services for the McCoy's Creek Utility Relocation project in the amount of \$1,144,351.00 for a new NTE of \$1,475,789.00
11	JOINT PROJECT	Melendez	\$570,000.00	\$465,093.65	SUPERIOR CONSTRUCTION COMPANY SOUTHEAST, LLC	Project Completion (Expected: June 2024)	<p><u>SJC CR210 Widening-Greenbriar to Cimmarone - Reclaim WM</u></p> <p>Engineering design of a new 24" Reclaim water main on CR210 from Cimarrone Blvd to east of Veterans Pkwy. The project will install 8,700 LF of new main along CR210, 6,500 LF 24" Ductile Iron and 2,200 LF 12" main. There will be 800 LF of 12" RCWM into the Shearwater community and side street connections in sizes 6", 8" and 12" depending on their location.</p> <p>Currently, this reclaimed water area is provided irrigation through potable water jumpers. The system demand is maxing out and causing low pressure issues on a regular basis and adding the new reclaimed water main will separate irrigation from potable use and correct the low potable water pressure problems in this growing community.</p> <p>JEA and the contractor successfully completed negotiations for design of the reclaimed water main. As the design progresses, increases to the contract will be submitted to design conflict resolutions discovered throughout the project. Increases for construction will be brought before the Awards Committee for approval.</p> <p>Request approval to award Superior Construction Company Southeast, LLC a contract for pre-construction and engineering services for the CR210 Widening Reclaim Water Main project in the amount of \$465,093.65.</p>
12	INVITATION TO NEGOTIATE (ITN) 3 Responses	Vu	\$2,588,858.60	\$2,730,000.00 \$1,053,000.00	AGGREGATE HAULERS LLC CAPITOL ENVIRONMENTAL SERVICES, INC.	Five (5) Year w/One (1) – 1 Yr. Renewal	
13	JOINT PROJECT	Melendez	N/A	\$77,873.48	NASSAU COUNTY	Project Completion (Expected: March 2025)	<p><u>Nassau County Joint Project - Chester Rd Reclaim and Force Main</u></p> <p>Design of approximately 2,790 feet of 20-inch reclaimed water main and a 20-inch force main along Chester Road</p>

03-23-2023 Awards Committee

						<p>from David Hallman Parkway (Home Depot) to just north of Pages Dairy Road. The project will handled as a Joint Project with the Nassau County Chester Road improvements. The existing 16-inch water main and 12-inch force main along Chester Road are to remain.</p> <p>JEA has an interlocal agreement with Nassau County. Nassau County has selected Connelly and Wicker, Inc. through a competitive solicitation process, and JEA's portion of the work was included in that solicitation.</p> <p>JEA's reclaim and force main are within the Nassau County's project footprint/right-of-way for upcoming roadwork. JEA's engineering plans will be included with Nassau County's plans via the terms of the existing Memorandum of Understanding (MOU). By doing so, engineering costs will be minimized. Per the terms of the MOU, JEA is prepaying Nassau County for the value of the engineering work. Once the construction has been bid out, JEA will enter into a contract with the low bidder for that work.</p> <p>Request approval to award payment to Nassau County for the Chester Rd Reclaim and Force Main project in the amount of \$77,873.48, subject to the availability of lawfully appropriated funds.</p>
Total Award				\$17,839,552.74		

JEA AWARDS COMMITTEE

March 16, 2023, MEETING MINUTES

The JEA procurement Awards Committee met on March 16, 2023, in person with a WebEx option.

WebEx Meeting Number (access code): 2309 526 2709

WebEx Password: cQMmJPHA823

Members in attendance were Heather Beard for Jenny McCollum as Manager Procurement Contract Administration, Stephen Datz as Chairperson (onsite), Stephanie Nealy as Budget Representative, Rebecca Lavie as Office of General Counsel Representative, Hai Vu as Vice Chairperson, Laura Schepis (onsite), Ricky Erixton, and Russell Caffey for Joe Orfano (onsite). Unless otherwise indicated, all attendees were via WebEx.

Chair Datz called the meeting to order at 10:00 a.m., introduced the Awards Committee Members, and confirmed that there was an in-person quorum of the Committee membership present.

Public Comments:

Chair Datz recognized the public comment speaking period and opened the meeting floor to public comments. No public comments were provided by email, phone, or videoconference.

Awards:

1. Approval of the minutes from the last meeting (03/09/2023). Chair Datz verbally presented the Committee Members the proposed March 09, 2023, minutes as presented,

MOTION: Laura Schepis made a motion to approve the March 09, 2023, minutes (Award Item 1) as presented in the committee packet. The motion was seconded by Russell Caffey and approved unanimously by the Awards Committee (5-0).

The Committee Members reviewed and discussed the following Awards Items 2-5

2. Request approval to award a contract to Gresco Supply, Inc. (\$75,741.60) and Tri-State Utility Products, Inc. (\$826,708.00) for the spot buy of conductor cable carried in JEA's inventory stock for, a total amount of \$902,449.60, subject to the availability of lawfully appropriated funds.

MOTION: Russell Caffey made a motion to approve Award Item 2 as presented in the committee packet. The motion was seconded by Laura Schepis and approved unanimously by the Awards Committee (5-0).

3. Request approval to award a two (2) year contract renewal to A Sanctuary House of North Florida Inc. (\$306,768.43), Freedom Landscape and Lawn Maintenance Inc. (\$1,027,629.77) and J&D Maintenance and Services of North Florida, LLC (\$4,189,288.93) for Facilities Landscaping – Open in the amount of \$5,523,687.13, for a new not-to-exceed amount of \$7,843,740.07, subject to the availability of lawfully appropriated funds.

MOTION: Hai Vu made a motion to approve Award Item 3 as presented in the committee packet. The motion was seconded by Russell Caffey and approved unanimously by the Awards Committee (5-0).

4. Request approval to award a change order to Jacobs Engineering, Inc. for additional engineering and services during construction for the Buckman WRF Blower System Improvements and Aeration Basin projects in the amount of \$1,705,412.00, for a new not-to-exceed amount of \$4,011,535.38, subject to the availability of lawfully appropriated funds.

MOTION: Russell Caffey made a motion to approve Award Item 4 as presented in the committee packet. The motion was seconded by Laura Schepis and approved unanimously by the Awards Committee (5-0).

5. Request approval to award a contract to Anixter, Inc. for the spot buy of Polyethylene Conduit carried in JEA's inventory stock in the amount of \$382,845.00, subject to the availability of lawfully appropriated funds.

MOTION: Laura Schepis made a motion to approve Award Item 5 as presented in the committee packet. The motion was seconded by Russell Caffey and approved unanimously by the Awards Committee (5-0).

Informational Item:

No informational items were presented to the Awards Committee.

Ratifications: None

No informational items were presented to the Awards Committee.

Public Comments:

No additional public comment speaking period was taken.

Adjournment:

Chair Datz adjourned the meeting at 10:09 a.m.

NOTE: These minutes provide a brief summary only of the Awards Committee meeting. For additional detail regarding the content of these minutes or discussions during the meeting, please review the meeting recording. The recording of this meeting as well as other relevant documents can be found at the link below:
https://www.jea.com/About/Procurement/Awards_Meeting_Agendas_and_Minutes/



Formal Bid and Award System

Award #2 March 23, 2023

Type of Award Request: CONTRACT INCREASE
Requestor Name: Keeler, Jessica
Requestor Phone: (904) 665-6403
Project Title: Streetlight Material for JEA Inventory
Project Number: Various
Project Location: JEA
Funds: Inventory Blanket Account
Business Unit Estimate: \$4,931,887.85

Scope of Work:

The purpose of this contract increase is to add funds to the original award amount. The original Invitation for Bid (IFB) was to solicit pricing for Streetlight Material for JEA Inventory Stock; these collectively consist of eighty-three (83) JEA specific items ranging from poles, brackets, light fixtures, to miscellaneous accessories. The primary use of these items is illumination of streets throughout the JEA network, with the items being utilized by the Electric department.

JEA IFB/RFP/State/City/GSA#: 1410283446-21

Purchasing Agent: Pearson, Kenny

Is this a Ratification?: No

RECOMMENDED AWARDEES:

Name	Vendor Contact	Original Award Amount	Contract Increase Amount	New Not-to-Exceed Amount
STUART C IRBY CO	Erich Ewoldt	\$3,725,329.20	\$4,793,102.07	\$8,518,431.27
ELECTRIC SUPPLY INC.	Chris Burns	\$3,025,313.00	\$138,785.78	\$3,164,098.78
GRESKO SUPPLY INC.	Chris Therien	\$5,802,559.00	\$0.00	\$5,802,559.00
Totals		\$12,553,201.20	\$4,931,887.85	\$17,485,089.05

Amount of Original Award: \$12,553,201.20

Date of Original Award: 07/01/2021

Contract Increase Amount: \$4,931,887.85

New Not-to-Exceed Amount: \$17,485,089.05

Length of Contract/PO Term: Three (3) Years

Begin Date (mm/dd/yyyy): 07/01/2021

End Date (mm/dd/yyyy): 06/30/2024

Renewal Options: None

JSEB Requirement: N/A - Optional

Background/Recommendation:

Originally bid and approved by the Awards Committee on 07/01/2021 for \$12,553,201.20.

JEA is requesting this contract increase to add funds to the original award to cover forecasted usage for the remaining fifteen (15) months of the contracts. Although prices have increased approximately ten percent (10%) for items on this solicitation, most of the contract increase is attributed to increased demand from current and projected development work in the JEA service area. It should be noted that all cost increases have been vetted in the industry for validity and concurrence that the sourcing decision is still most economical to JEA via the cost tracking adjustment language in each agreement.

Request approval to award contract increase to Stuart C Irby CO (\$4,793,102.07) and Electric Supply Inc. (\$138,785.78) for the purchase of Streetlight Material for JEA Inventory Stock, for a total not-to-exceed amount of \$17,485,089.05, subject to the availability of lawfully appropriated funds.

Manager: Kenny Pearson – Procurement Category Manager

Director: McCollum, Jenny – Director, Procurement Services and Inventory Planning

VP: McElroy, Alan – VP Supply Chain & Operations Support

APPROVALS:

Chairman, Awards Committee

Date

Budget Representative

Date

Name	Vendor Contact	Original Award Amount	Contract Increase Amount	New Not-to-Exceed Amount
STUART C IRBY CO	Erich Ewoldt	\$3,725,329.20	\$4,793,102.07	\$8,518,431.27
ELECTRIC SUPPLY INC.	Chris Burns	\$3,025,313.00	\$138,785.78	\$3,164,098.78
GRESKO SUPPLY INC.	Chris Therien	\$5,802,559.00	\$0.00	\$5,802,559.00
		\$12,553,201.20	\$4,931,887.85	\$17,485,089.05

JE A Planner	Warehouse	JE A Item ID	Key	Item Description	UOM	Min	Max	On Hand Quantity	Unit Cost	Demand Quantity	Estimated 16 Months Usage	OHQ: (usage-demand)	PO Quantity	Shortfall after PO	Est Need	Project Material	Safety Stock (20%)	Change Order Qty	Change Order Qty w/lot multiplier	BPA Pricing	Change Order Amount	Lead Time	User Item Type	Calendar Date	ABC Class Name	Fixed Lot Multiplier	
Renee	CSC Stores	BKTS8001	BKTS8001 CSC Stores	BRACKET, 320W EQUIVALENT LED SHOEBOX STREET LIGHT, SQUARE POLE MOUNT *FOR USE WITH STL0005*	EA	3	5	33	\$45.47	0.0	15	18	0.0	18.0	-13			-2.6	0.0	0.0	131	\$0.00	84	JE A STREET LIGHTING	2/16/2023	Class E	1
Renee	CSC Stores	BKTS8002	BKTS8002 CSC Stores	BRACKET, 320W EQUIVALENT LED SHOEBOX STREET LIGHT, ROUND POLE MOUNT *FOR USE WITH STL0005*	EA	3	5	5	\$154.93	0.0	5	0	0.0	0.0	5			1.0	6.0	6.0	155	\$929.58	84	JE A STREET LIGHTING	2/16/2023	Class B	1
Krista	CSC Stores	BKTSL002	BKTSL002 CSC Stores	BRACKET, STREET LIGHT, TAPERED ALUMINUM, 8' LENGTH, 3' RISE, UNIVERSAL BASE, WITH POLE PLATE GROUNDING ASSEMBLY, SHIP ON OPEN FLATBED ONLY	EA	110	180	38	\$138.27	107.0	235	-304	330.0	26.0	154	60	30.8	244.8	250.0	163	\$40,845.00	196	JE A STREET LIGHTING	2/16/2023	Class A	10	
Krista	CSC Stores	BKTSL004	BKTSL004 CSC Stores	BRACKET, STREET LIGHT, ALUMINUM TRUSS STYLE, 8' LENGTH, 3' RISE, BOLT HOLE SPACING OF 27-9/16" (JE A SPECIFICATION REQUIRED), SHIP ON OPEN FLATBED ONLY	EA	4	7	3	\$373.24	0.0	8	-5	7.0	2.0	5			1.0	6.0	6.0	405	\$2,432.58	196	JE A STREET LIGHTING	2/16/2023	Class B	1
Krista	CSC Stores	BKTSL005	BKTSL005 CSC Stores	BRACKET, STREET LIGHT, ALUMINUM TRUSS STYLE, 12' LENGTH, 3' RISE, BOLT HOLE SPACING OF 27-9/16" (JE A SPECIFICATION REQUIRED), SHIP ON OPEN FLATBED ONLY	EA	10	15	4	\$200.71	0.0	66	-62	10.0	-52.0	67			13.4	80.4	90.0	518	\$46,647.90	196	JE A STREET LIGHTING	2/16/2023	Class B	10
Krista	CSC Stores	BKTSL006	BKTSL006 CSC Stores	BRACKET, STREET LIGHT, ALUMINUM TRUSS STYLE, 15' LENGTH, 3' RISE, BOLT HOLE SPACING OF 27-9/16" (JE A SPECIFICATION REQUIRED), SHIP ON OPEN FLATBED ONLY	EA	1	2	0	\$667.00	0.0	5	-5	3.0	-2.0	4			0.8	4.8	5.0	627	\$3,113.80	196	JE A STREET LIGHTING	2/16/2023	Class C	1
Krista	CSC Stores	BKTSL007	BKTSL007 CSC Stores	BRACKET, STREET LIGHT, TRUSS ARM WITH UNIVERSAL BASE, 12' LENGTH, 4' RISE MUST DELIVER ON AN OPEN FLATBED TRUCK FOR FORKLIFT SIDE UNLOADING (JE A SPECIFICATION REQUIRED)	EA	90	135	75	\$355.82	253.0	502	-680	480.0	-200.0	335			67.0	402.0	432.0	440	\$190,080.00	196	JE A STREET LIGHTING	2/16/2023	Class A	48
Krista	CSC Stores	BKTSL008	BKTSL008 CSC Stores	BRACKET, STREET LIGHT, FOR MAINTENANCE ONLY, TRUSS ARM WITH UNIVERSAL BASE, 15' LENGTH, 8' RISE (JE A SPECIFICATION REQUIRED), SHIP ON OPEN FLATBED ONLY	EA	3	4	0	\$303.23	5.0	2	-7	8.0	1.0	3			0.6	3.6	4.0	669	\$2,676.04	196	JE A STREET LIGHTING	2/16/2023	Class E	1
Krista	CSC Stores	BKTSL011	BKTSL011 CSC Stores	BRACKET, STREETLIGHT (FLOOD), ALUMINUM 4 FT LENGTH, 2 FT RISE	EA	6	12	1	\$240.85	0.0	23	-22	14.0	-8.0	20			4.0	24.0	24.0	241	\$5,780.40	196	JE A STREET LIGHTING	2/16/2023	Class B	1
Krista	CSC Stores	BKTSL012	BKTSL012 CSC Stores	BRACKET, STREET LIGHT (FLOOD) ADAPTER	EA	45	70	19	\$94.37	1.0	95	-77	90.0	13.0	57			11.4	68.4	70.0	94	\$6,605.90	196	JE A STREET LIGHTING	2/16/2023	Class B	10
Krista	CSC Stores	BKTSL013	BKTSL013 CSC Stores	BRACKET, STREETLIGHT (FLOOD), "L" SHAPED STEEL CHANNEL BRACKET FOR MOUNTING FLOODLIGHTS	EA	70	75	39	\$47.89	4.0	144	-109	40.0	-69.0	144			28.8	172.8	173.0	48	\$8,284.97	196	JE A STREET LIGHTING	2/16/2023	Class A	1
Krista	CSC Stores	BKTSL014	BKTSL014 CSC Stores	BRACKET, SINGLE 22" ALUMINUM CROSSARM FOR TEARDROP FIXTURE MUST BE DELIVERED ON OPEN FLATBED TRUCK SUITABLE FOR FORKLIFT UNLOADING	EA	16	25	100	\$913.09	47.0	16	37	10.0	47.0	-22			-4.4	0.0	0.0	930	\$0.00	210	JE A STREET LIGHTING	2/16/2023	Class B	10
Krista	CSC Stores	BKTSL015	BKTSL015 CSC Stores	BRACKET, TWIN 22" ALUMINUM CROSSARMS FOR TEARDROP FIXTURE WITH OVERALL LENGTH OF 144" MUST BE DELIVERED ON OPEN FLATBED TRUCK SUITABLE FOR FORKLIFT UNLOADING	EA	3	6	110	\$1,168.10	88.0	21	1	0.0	1.0	5			1.0	6.0	6.0	1172	\$7,030.98	210	JE A STREET LIGHTING	2/16/2023	Class A	1
Krista	CSC Stores	BKTSL016	BKTSL016 CSC Stores	BRACKET, STREET LIGHT, TRUSS ARM WITH UNIVERSAL BASE, 12' LENGTH, 4' RISE, BLACK POWDER COATED, MUST DELIVER ON AN OPEN FLATBED TRUCK FOR FORKLIFT SIDE UNLOADING, JE A SPECIFICATION REQUIRED, BLACK VERSION OF BKTS007	EA	0	0	0	\$260.55	0.0	2	-2	0.0	-2.0	2			0.4	2.4	3.0	555	\$1,664.79	168	JE A STREET LIGHTING	2/16/2023	Class E	1
Renee	CSC Stores	CNNSL001	CNNSL001 CSC Stores	CONNECTOR, SECONDARY, STREET LIGHT TAP, 250-500CM MAIN -- #10-#12 TAP	EA	30	60	36	\$15.99	4.0	183	-151	0.0	-151.0	211			42.2	253.2	256.0	16	\$4,093.44	14	JE A STREET LIGHTING	2/16/2023	Class B	4
Renee	CSC Stores	FUSH0003	FUSH0003 CSC Stores	HOLDER, FLSE, FOR U. G. STREET LIGHTS IN-LINE AND WATERPROOF, WIRE SIZE #12	EA	600	900	2528	\$17.14	1641.0	3440	-2533	0.0	-2533.0	3453			690.6	4143.6	4144.0	17	\$71,028.16	42	JE A STREET LIGHTING	2/16/2023	Class A	1
Renee	CSC Stores	FUSH0004	FUSH0004 CSC Stores	HOLDER, FLSE, UNDERGROUND DISTRIBUTION STREET LIGHTS, "Y" TAP BREAK AWAY (BUSSEMAN # HEB-JW-RVC)	EA	20	40	40	\$51.33	0.0	6	34	0.0	34.0	6			1.2	7.2	8.0	40	\$323.60	42	JE A STREET LIGHTING	2/16/2023	Class E	1
Krista	CSC Stores	POLAL002	POLAL002 CSC Stores	POLE, ALUMINUM 27' SINGLE BRACKET (JE A SPECIFICATION REQUIRED)	EA	12	20	3	\$1,094.71	0.0	25	-22	16.0	-6.0	26			5.2	31.2	32.0	1310	\$41,912.96	196	JE A STREET LIGHTING	2/16/2023	Class A	1
Krista	CSC Stores	POLAL003	POLAL003 CSC Stores	POLE, ALUMINUM 27' DOUBLE BRACKET (JE A SPECIFICATION REQUIRED)	EA	2	2	1	\$1,165.95	0.0	3	-2	1.0	-1.0	3			0.6	3.6	4.0	1544	\$6,174.64	196	JE A STREET LIGHTING	2/16/2023	Class B	1
Krista	CSC Stores	POLAL004	POLAL004 CSC Stores	POLE, ALUMINUM 37' SINGLE BRACKET (JE A SPECIFICATION REQUIRED)	EA	13	18	0	\$1,389.87	0.0	31	-31	16.0	-15.0	33			6.6	39.6	40.0	1445	\$57,802.80	112	JE A STREET LIGHTING	2/16/2023	Class A	1
Krista	CSC Stores	POLAL005	POLAL005 CSC Stores	POLE, ALUMINUM 37' DOUBLE BRACKET (JE A SPECIFICATION REQUIRED)	EA	4	5	0	\$2,015.00	0.0	11	-11	5.0	-6.0	11			2.2	13.2	14.0	2076	\$29,064.84	112	JE A STREET LIGHTING	2/16/2023	Class A	1
Krista	CSC Stores	POLAL006	POLAL006 CSC Stores	POLE, DECORATIVE ALUMINUM, 6" DIA. WILMAN STYLE, 14 FT, SATIN BLACK FINISH, WITH COVERED 120W GP RECEPTACLE AND PROVISIONS FOR BANNER RODS. USED WITH 4 EA STL0001; 4 EA STL0002; 4 EA STL0003; 1 EA STL0004; 2 EA STL0021 & 4 EA STL0006	EA	35	40	52	\$1,688.73	20.0	80	-48	27.0	-21.0	61			12.2	73.2	81.0	1689	\$136,787.13	196	JE A STREET LIGHTING	2/16/2023	Class A	9
Krista	CSC Stores	POLAL007	POLAL007 CSC Stores	POLE, DECORATIVE ALUMINUM, WILMAN STYLE, 12 FT. BLACK FINISH, 3" SHAFT 3" O.D. X 2.63" HIGH TENON, BASE PROVIDED WITH 10-1/2 IN. BOLT CIRCLE SLOTTED FOR 1 IN. BOLTS, SHIP ON OPEN FLATBED ONLY	EA	1	1	2	\$1,282.00	0.0	8	-6	0.0	-6.0	7			1.4	8.4	9.0	2360	\$1,2138.02	196	JE A STREET LIGHTING	2/16/2023	Class B	1
Krista	CSC Stores	POLAL008	POLAL008 CSC Stores	POLE, ALUMINUM, DECORATIVE, 14' LENGTH, BASE SLOTTED FOR FOUR 1 INCH ANCHOR BOLTS ON AN 11" BOLT CIRCLE, BLACK FINISH, 5" DIAMETER SHAFT (FLUTED) 3" OD X 2.63" HIGH TENON, SHIP ON OPEN FLATBED ONLY	EA	10	12	3	\$719.08	43.0	53	-93	21.0	-72.0	84			16.8	100.8	101.0	1229	\$124,163.34	196	JE A STREET LIGHTING	2/16/2023	Class B	1
Renee	CSC Stores	POLC0040	POLC0040 CSC Stores	POLE, CONCRETE, DECORATIVE, 13 FT MOUNTING HEIGHT, DIRECT BURIED, BLACK ETCHED FINISH, 2.58" LONG TENON	EA	5	5	0	\$1,622.67	120.0	235	-355	124.0	-231.0	236			47.2	283.2	285.0	1872	\$533,406.00	112	JE A STREET LIGHTING	2/16/2023	Class A	5
Renee	CSC Stores	POLC0041	POLC0041 CSC Stores	POLE, 35 FT OCTAGONAL CONCRETE, WITH 30 FEET ABOVE GRADE, CLASS D; NIGHT SKY FINISH; ETCHED/DIRECT EMBEDDMENT; TENON 3" OD X 9" TALL	EA	1	1	61	\$2,490.47	135.0	36	-110	88.0	-22.0	23			4.6	27.6	32.0	2558	\$81,843.20	210	JE A STREET LIGHTING	2/16/2023	Class A	16
Krista	CSC Stores	POLFG001	POLFG001 CSC Stores	POLE, FIBERGLASS, 18' (JE A SPECIFICATION REQUIRED) ***NOTE: DELIVER IN BUNDLES OF 25 EA***	EA	500	600	1425	\$401.83	895.0	1828	-1298	213.0	-1085.0	1685			337.0	2022.0	2025.0	456	\$922,812.75	112	JE A STREET LIGHTING	2/16/2023	Class A	25
Krista	CSC Stores	POLFG002	POLFG002 CSC Stores	POLE, FIBERGLASS, 35', BROWN, DIRECT BURY. USED FOR REAR LOT LINE APPLICATION. DRILLED ACCORDING TO DMS-85	EA	3	4	4	\$2,328.33	1.0	8	-5	0.0	-5.0	9			1.8	10.8	12.0	2368	\$28,411.32	112	JE A STREET LIGHTING	2/16/2023	Class A	3
Krista	CSC Stores	POLFP001	POLFP001 CSC Stores	POLE, LOW PROFILE LIGHTING, 12", *USE WITH ID #BKTL-001*, SHIP ON OPEN FLATBED ONLY	EA	2	4	2	\$1,373.50	0.0	0	2	0.0	2.0	2			0.4	2.4	3.0	1741	\$5,224.29	96	JE A STREET LIGHTING	2/16/2023	Class E	1
Krista	CSC Stores	STLBA001	STLBA001 CSC Stores	BASE, STREET LIGHT, WITH ALUMINUM DOOR (JE A SPECIFICATION REQUIRED)	EA	10	10	0	\$401.41	0.0	26	-26	10.0	-16.0	26			5.2	31.2	32.0	401	\$12,845.12	196	JE A STREET LIGHTING	2/16/2023	Class B	1
Krista	CSC Stores	STLBA002	STLBA002 CSC Stores	BASE, STREET LIGHT, BREAKAWAY TRANSFORMER BASE FOR MAINTENANCE OF JTA LIGHTING POLES	EA	3	4	4	\$521.13	0.0	9	-5	0.0	-5.0	9			1.8	10.8	11.0	521	\$5,732.43	196	JE A STREET LIGHTING	2/16/2023	Class B	1
Krista	CSC Stores	STLDO002	STLDO002 CSC Stores	DOOR, STREET LIGHT ACCESS, 4" X 8" CURVED TYPE	EA	1	1	1	\$19.70	0.0	1	0	0.0	0.0	1			0.2	1.2	2.0	26	\$51.42	77	JE A STREET LIGHTING	2/16/2023	Class E	1
Krista	CSC Stores	STLDO005	STLDO005 CSC Stores	COVER, ACCESS DOOR, COMPOSITE, SINGLE HEX HEAD BOLT, FOR USE AS REPLACEMENT COVER ON STANDARD ALUMINUM POLES	EA	40	80	72	\$36.25	0.0	50	22	0.0	22.0	58			11.6	69.6	70.0	26	\$1,808.10	84	JE A STREET LIGHTING	2/16/2023	Class B	1
Krista	CSC Stores	STLDO006	STLDO006 CSC Stores	COVER, 4-BASE/BREAKAWAY BASE DOOR, COMPOSITE, 9.6 x 11.7, FOR USE AS REPLACEMENT COVER ON FOOT & SL BASE	EA	40	80	38	\$17.39	0.0	2	36	40.0	76.0	4			0.8	4.8	40.0	28	\$1,100.00	14	JE A STREET LIGHTING	2/16/2023	Class E	40
Krista	CSC Stores	STLDA021	STLDA021 CSC Stores	LAMP, 320 W METAL HALIDE, E-39 BASE, BT28 BULB, CLEAR - INSTALL WITH STL0022, 23, & 26 OR WITH 320W MH BALLAST ASSEMBLY - REPLACES STLDA008	EA	80	100	74	\$36.23	0.0	743	-669	60.0	-609.0	709			141.8	850.8	900.0	37	\$33,390.00	70	JE A STREET LIGHTING	2/16/2023	Class A	60
Krista	CSC Stores	STLLE011	STLLE011 CSC Stores	LUMINAIRE, 150W LED, TEAR DROP, 120VAC, PE RECEPTACLE - 7 PIN, *USE PHOTOCONTROL STLPC010*	EA	40	60	295	\$1,544.67	223.0	488	-416	0.0	-416.0	476			95.2	571.2	572.0	1563	\$894,287.68	84	JE A STREET LIGHTING	2/16/2023	Class A	1
Krista	CSC Stores	STLLE015	STLLE015 CSC Stores	LUMINAIRE, 100W LED, HISTORIC DECORATIVE ACORN RETROFIT KIT, 120VAC, PE RECEPTACLE - 7 PIN, *USE PHOTOCONTROL STLPC010*	EA	12	18	20	\$625.30	0.0	263	-2043	0.0	-2043.0	2061			412.2	2473.2	2474.0	580	\$1,434,796.30	70	JE A STREET LIGHTING	2/16/2023	Class A	1
Krista	CSC Stores	STLLE020	STLLE020 CSC Stores	LUMINAIRE, 275W LED, COBRAHEAD, *** TYPE-V *** , 120 VAC, PE RECEPTACLE - 7 PIN, *USE PHOTO-CONTROL STLPC010*	EA	5	7	7	\$343.45	0.0	25	-18	0.0	-18.0	25			5.0	30.0	30.0	292	\$8,768.40	70	JE A STREET LIGHTING	2/16/2023	Class B	1
Krista	CSC Stores	STLS006	STL																								

Contract Expires 6/30/2024
Months Remaining 16
3/7/2023

Funds Needed \$4,834,848.52
Amount Awarded 3,725,329.20
Amount Released 3,683,582.75
Amount Remaining \$41,746.45
Change Order Amount \$4,793,102.07
New Not-to-Exceed Amount \$ 8,518,431.27

JEA Planner	Warehouse	JEA Item ID	Item Description	UOM	Min	Max	On Hand Quantity	Unit Cost	Demand Quantity	Estimated 16 Months Usage	OHQ- (usage+demand)	PO Quantity	Shortfall after PO	Est Need	Safety Stock (20%)	Change Order Qty	Change Order Qty w/lot multiplier	BPA Pricing	Change Order Amount	Lead Time	User Item Type	Calendar Date	ABC Class Name	Fixed Lot Multiplier
Krista	CSC Stores	POLAL004	POLE, ALUMINUM 37" SINGLE BRACKET (JEA SPECIFICATION REQUIRED)	EA	13	18	0	\$1,389.87	0.0	32	-32	16.0	-16.0	34.0	6.8	40.8	41.0	1507.00	\$61,787.00	112	JEA STREET LIGHTING	2/16/2023	Class A	1
Krista	CSC Stores	POLAL005	POLE, ALUMINUM 37" DOUBLE BRACKET (JEA SPECIFICATION REQUIRED)	EA	4	5	0	\$2,015.00	0.0	11	-11	5.0	-5.7	10.7	2.1	12.8	13.0	2110.00	\$27,430.00	112	JEA STREET LIGHTING	2/16/2023	Class A	1
Krista	CSC Stores	STLDE001	GOLD BALLS FOR BANNER ROD ASSEMBLY, ALUMINUM, FOR DECORATIVE STREETLIGHT POLE, (4 BALLS PER POLE, I.D. POL AL 006)	EA	100	150	110	\$51.50	20.0	384	-294	120.0	-174.4	324.4	64.9	389.3	390.0	100.00	\$39,000.00	84	JEA STREET LIGHTING	2/16/2023	Class A	10
Krista	CSC Stores	STLDE002	BREAKAWAY FITTER FOR BANNER ROD ASSEMBLY FOR DECORATIVE POLE, ALUMINUM, SATIN BLACK FINISH, (4 EACH PER POLE, ID# POL-AL-006)	EA	120	150	20	\$75.26	20.0	398	-398	180.0	-217.8	367.8	73.6	441.3	450.0	109.00	\$49,050.00	84	JEA STREET LIGHTING	2/16/2023	Class A	10
Krista	CSC Stores	STLDE003	BANNER ROD FOR BANNER ROD ASSEMBLY FOR DECORATIVE POLE ALUMINUM, SATIN BLACK FINISH, (4 EACH PER POLE, ID #POL-AL-006)	EA	75	110	0	\$68.00	20.0	508	-528	150.0	-377.6	487.6	97.5	585.1	590.0	98.00	\$57,820.00	84	JEA STREET LIGHTING	2/16/2023	Class A	10
Krista	CSC Stores	STLDE004	SUNFLOWER ARM FOR DECORATIVE STREETLIGHT POLE, ALUMINUM, FOR MOUNTING 2 FIXTURES SATIN BLACK FINISH, (1 EACH PER POLE, ID #POL-AL-006)	EA	25	40	37	\$977.75	20.0	79	-62	30.0	-32.1	72.1	14.4	86.5	90.0	1275.00	\$114,750.00	84	JEA STREET LIGHTING	2/16/2023	Class A	5
Krista	CSC Stores	STLDE006	FITTER PLATE W/ RING & BOLTS FOR BANNER ROD ASSEMBLY, (4 EACH PER POLE, ID #POL-AL-006)	EA	75	110	0	\$46.00	20.0	511	-531	200.0	-331.1	441.1	88.2	529.3	550.0	160.00	\$88,000.00	84	JEA STREET LIGHTING	2/16/2023	Class A	50
Krista	CSC Stores	STLLE008	LUMINAIRE, 100W LED, DECORATIVE ACORN, 120VAC, PE RECEPTACLE - 7 PIN. *USE PHOTOCONTROL STLPC010*	EA	15	30	17	\$786.00	46.0	394	-423	75.0	-347.8	377.8	75.6	453.3	454.0	786.00	\$356,844.00	84	JEA STREET LIGHTING	2/16/2023	Class A	1
Krista	CSC Stores	STLLE011	LUMINAIRE, 150W LED, TEAR DROP, 120VAC, PE RECEPTACLE - 7 PIN. *USE PHOTOCONTROL STLPC010*	EA	40	60	295	\$1,544.67	223.0	494	-422	0.0	-422.2	482.2	96.4	578.7	579.0	1216.00	\$704,064.00	84	JEA STREET LIGHTING	2/16/2023	Class A	1
Krista	CSC Stores	STLLE013	LUMINAIRE, 60W LED ACORN, W/ PLAIN GLOBE, 120VAC, PE RECEPTACLE - 7 PIN. *USE PHOTOCONTROL STLPC010*	EA	40	60	29	\$557.00	0.0	19	10	32.0	42.3	17.7	3.5	21.2	22.0	597.00	\$13,134.00	84	JEA STREET LIGHTING	2/16/2023	Class A	1
Krista	CSC Stores	STLLE014	LUMINAIRE, 100W LED ACORN, W/ PLAIN GLOBE, 120VAC, PE RECEPTACLE - 7 PIN. *USE PHOTOCONTROL STLPC010* - REPLACES ITEM STLLE009	EA	40	60	129	\$588.41	119.0	218	-208	30.0	-177.8	237.8	47.6	285.3	286.0	601.00	\$171,886.00	84	JEA STREET LIGHTING	2/16/2023	Class A	1
Krista	CSC Stores	STLLE021	LUMINAIRE, 60W, 3000K CCT, LED ACORN, W/ PLAIN GLOBE, 120VAC, PE RECEPTACLE - 7 PIN. *USE PHOTOCONTROL STLPC010*	EA	20	40	57	\$676.99	22.0	140	-105	29.0	-76.4	116.4	23.3	139.7	140.0	693.00	\$97,020.00	84	JEA STREET LIGHTING	2/16/2023	Class A	1
Krista	CSC Stores	STLLS007	SHIELD, HOUSE-SIDE, FOR HOLOPHANE PLAIN & DECORATIVE LED ACORNS	EA	20	40	39	\$36.10	0.0	23	16	0.0	15.9	24.1	4.8	28.9	29.0	36.10	\$1,046.90	84	JEA STREET LIGHTING	2/16/2023	Class B	1
Krista	CSC Stores	STLRF026	GLOBE, PRISMASPHERE, 20" OPAQUE, WITH HEAT SHIELD	EA	3	4	4	\$370.25	0.0	14	-10	0.0	-10.2	14.2	2.8	17.1	18.0	375.00	\$6,750.00	84	JEA STREET LIGHTING	2/16/2023	Class B	1
Krista	CSC Stores	STLRF071	GLOBE, STREETLIGHT, FOR USE ON HOLOPHANE PLAIN ACORN FIXTURE	EA	4	8	8	\$370.00	0.0	4	4	0.0	3.6	4.4	0.9	5.3	6.0	370.00	\$2,220.00	84	JEA STREET LIGHTING	2/16/2023	Class B	1
Krista	CSC Stores	STLSC001	CAP, SHORTING, STREETLIGHT USED TO REPLACE TWIST-LOCK PHOTOCONTROL WHEN WIRING LIGHT FIXTURE FOR MULTIPLE CONTROL	EA	10	20	21	\$2.38	0.0	26	-5	0.0	-4.8	24.8	5.0	29.7	50.0	3.05	\$152.50	84	JEA STREET LIGHTING	2/16/2023	Class E	50

Contract Expires 6/30/24

Funds Needed	\$1,790,954.40
Amount Awarded	3,025,313.00
Amount Released	1,373,144.38
Amount Remaining	\$1,652,168.62
Change Order Amount	\$138,785.78
New Not-to-Exceed Amount	\$ 3,164,098.78



Formal Bid and Award System

Award #3 March 23, 2023

Type of Award Request: REQUEST FOR PROPOSALS (RFP)
Request #: 703, 704
Requestor Name: Carroll, William C. – Construction Specialist
Requestor Phone: 904-665-7330
Project Title: Borescope and Non-Destructive Examination (NDE) Services
Project Number: See Attachment
Project Location: JEA
Funds: O&M
Budget Estimate: \$1,247,500.00 (Awarding to Budget)
Scope of Work:

The scope of services includes the two (2) following specific scopes of work:

1. Providing the labor, supervision, materials, supplies, equipment, and subcontracts necessary to perform Non-Destructive testing and inspection services at any of the JEA power plant sites or associated facilities.
2. Providing combustion turbine borescope inspection services at its electric plant facilities for JEA's turbine fleet.

JEA IFB/RFP/State/City/GSA#: 1411074646
Purchasing Agent: Lovgren, Rodney D.
Is this a Ratification?: NO

RECOMMENDED AWARDEE(S):

Name	Contact Name	Email	Address	Phone	Amount
ADVANCED TURBINE SUPPORT	Rick Ginder	rginder@advancedturbinesupport.com	6280 SW, 103 St, Gainesville, FL 32608	352-333-9767	\$652,500.00
TES, TEX, INC.	Milton Durstine	m.durstine@testex-ndt.com	535 Old Frankstown Rd. Pittsburgh, PA 15239	412-798-8990	\$297,500.00
APPLIED TECHNICAL SERVICES, LLC	Steve Boggs	sboggs@atslab.com	1049 Triad Court, Marietta, GA 30062	904-286-9645	\$297,500.00

Amount for entire term of Contract/PO: \$1,247,500.00
Award Amount for remainder of this FY: \$87,500.00
Length of Contract/PO Term: Three (3) Years w/ Two (2) – One (1) Yr. Renewals
Begin Date (mm/dd/yyyy): 04/01/2023

End Date (mm/dd/yyyy):

03/31/2026

Renewals:

Yes - Two (2) – One (1) Yr. Renewals

JSEB Requirement:

N/A

BIDDERS:

Name	Borescope Services	NDE Services
AVANCED TURBINE SUPPORT, LLC	\$610,000.00	
TES TEX, INC. **		\$622,580.00 **(\$999,267.50)
APPLIED TECHNICAL SERVICES, LLC **	\$1,381,380.00	\$932,706.25 **(\$976,706.25)
VERACITY INC.	\$799,655.00	

** Clarified / Normalized Bid Workbooks

Background/Recommendations:

Advertised on 02/06/2023. Five (5) contractors attended the optional pre-response meeting held on 02/06/2023. At Bid opening on 02/21/2023, JEA received four (4) Responses. Advanced Turbine Support, LLC, Tes Tex, Inc. and Applied Technical Services, LLC are the lowest responsive and responsible Proposers. A copy of the Response Form and Workbook are attached as backup.

Services contracts are typically awarded to budget. The solicitations for services contracts are forecasted based on historical consumption and the previous contract spend. JEA expects to return to the awards committee as necessary to fund the contract. Rates are fixed for the first year of the contract, then subject to CPI price adjustment annually thereafter, capped at 5%.

When comparing historical rates to current rates;

For borescope services, JEA is requesting to Award one (1) contract to the lowest priced proposer. Advanced Turbine Support's rate have increased 12% over the incumbent rates from 2018 (Applied Technical Services). Borescope inspection services are bid with unit prices for specific inspection types which can be clearly defined. Using unit prices for specific services tends to decrease rate volatility over time.

For NDE services, JEA is requesting to Award two (2) contracts to the two lowest priced proposers. Tes Tex does not provide all services and technician levels that JEA requested. In order to compare the rates, JEA normalized the bids to perform an overall comparison. Normalization is the process of comparing available rates or prices and or using competitor rates to complete a bidders bid workbook in order to compare two or more bids on an aggregate basis. Tes Tex and Applied Technical Services rates on average are 51% higher than the incumbent rates from 2018 (Applied Technical Services). In reviewing the historical 2018 bid data, Applied Technical Services, as compared to other 2018 bid participants were approximately 20% below other participants (e.g. market value). The CPI increase over the same time from 2018 to 2023 has been 21%. Considering historical rate variation, (Applied Technical Services below market rates) from the last contract

and the significant CPI increase over the past five (5) years, pricing is deemed reasonable.

1411074646 – Request approval to award a contract to Advanced Turbine Support, LLC in the amount of \$652,500.00 for Borescope services and to Tes Tex, Inc. in the amount of \$297,500.00 and Applied Technical Services, LLC in the amount of \$297,500.00 for NDE Services for a total amount of \$1,247,500.00, subject to the availability of lawfully appropriated funds.

Manager: Curtright, David M.- Mgr. Energy Production Maintenance
Sr. Manager: Pruitt, Chris N. – Sr. Mgr. Generation Support
Director: Limbaugh, Margaret Z. – Dir. Energy Production
VP: Erixton, Ricky D. VP – Electric Systems

APPROVALS:

Chairman, Awards Committee	Date
-----------------------------------	-------------

Budget Representative	Date
------------------------------	-------------

Appendix B - Bid Forms
1411074646 Plant Services; Borescope and NDE Services

Submit the Response an electronic pdf in accordance with the procedures in the solicitation.

Company Name: TesTex, Inc.

Company's Address: 535 Old Frankstown Rd, Pittsburgh PA 15239

License Number: _____

Phone Number: 412-798-8990 FAX No: 412-798-8995 Email Address: m.durstine@testex-ndt.com

BID SECURITY REQUIREMENTS

- ☒ None required
☐ Certified Check or Bond Five Percent (5%)

TERM OF CONTRACT

- ☐ One Time Purchase
☒ Term - Five (5) Years w/Two (2) – 1Yr Renewals
☐ Other, Specify - Project Completion

SAMPLE REQUIREMENTS

- ☒ None required
☐ Samples required prior to Bid Opening
☐ Samples may be required subsequent to Bid Opening

SECTION 255.05, FLORIDA STATUTES CONTRACT BOND

- ☒ None required
☐ Bond required 100% of Bid Award

QUANTITIES

- ☐ Quantities indicated are exacting
☒ Quantities indicated reflect the approximate quantities to be purchased Throughout the Contract period and are subject to fluctuation in accordance with actual requirements.

INSURANCE REQUIREMENTS

Insurance required

PAYMENT DISCOUNTS

- ☐ 1% 20, net 30
☐ 2% 10, net 30
☐ Other _____
☒ None Offered

Item No.	ENTER YOUR BID FOR THE FOLLOWING DESCRIBED ARTICLES OR SERVICES:	TOTAL BID PRICES
1	NDE Services Bid Workbook Total	\$ <u>579,330.00</u>
2	Boroscope Services Bid Workbook Total	\$ <u>N/A</u>

☒ I have read and understood the Sunshine Law/Public Records clauses contained within this solicitation. I understand that in the absence of a redacted copy my proposal will be disclosed to the public "as-is".

BIDDER CERTIFICATION

By submitting this Bid, the Bidder certifies that it has read and reviewed all of the documents pertaining to this Solicitation, that the person signing below is an authorized representative of the Bidding Company, that the Company is legally authorized to do business in the State of Florida, and that the Company maintains in active status an appropriate contractor's license for the work (if applicable). The Bidder also certifies that it complies with all sections (including but not limited to Conflict Of Interest and Ethics) of this Solicitation.

We have received addenda

_____ through _____

Milton L. Durstine 02/21/2023
Handwritten Signature of Authorized Officer of Company or Agent Date

Milton Durstine General Manager – Domestic Operations _____
Printed Name and Title

LIST OF SUBCONTRACTORS

JEA Solicitation Number _____ requires certain major Subcontractors be listed on this form, unless the work will be self-performed by the Company.

The undersigned understands that failure to submit the required Subcontractor information on this form will result in bid rejection, and the Company agrees to employ the Subcontractors specified below: (Use additional sheets as necessary)

Note: This list of Subcontractors shall not be modified subsequent to bid opening, without a showing of good cause and the written consent of JEA.

Type of Work	Corporate Name of Subcontractor	Subcontractor Primary Contact Person & Telephone Number	Subcontractor's License Number (if applicable)	Percentage of Work or Dollar Amount
PAUT & CWI	Wicks & Associates LLC	Matt Guinn 330-308-9998		\$95,325
Boiler Tube Root Cause Analysis	RJ Lee Group	Keith Wagner 724-387-1847		

Signed: Milton J. Dure

Company: TesTex Inc

Address: 535 Old Frankstown Rd Pittsburgh, PA 15239

Date: February 21, 2023

Appendix B - Bid Forms
1411074646 Plant Services; Borescope and NDE Services

Submit the Response an electronic pdf in accordance with the procedures in the solicitation.

Company Name: Advanced Turbine Support, LLC. _____

Company's Address: 6280 SW 103rd Street. Gainesville Florida 32608 _____

License Number: NA _____

Phone Number: 352-262-5448 _____ FAX No: 352-333-9767 _____ Email Address:
rginder@advancedturbinesupport.com _____

BID SECURITY REQUIREMENTS

- ☐ None required
☐ Certified Check or Bond Five Percent (5%)

TERM OF CONTRACT

- ☐ One Time Purchase
☒ Term - Five (5) Years w/Two (2) – 1Yr Renewals
☐ Other, Specify - Project Completion

SAMPLE REQUIREMENTS

- ☐ None required
☐ Samples required prior to Bid Opening
☐ Samples may be required subsequent to Bid Opening

SECTION 255.05, FLORIDA STATUTES CONTRACT BOND

- ☐ None required
☐ Bond required 100% of Bid Award

QUANTITIES

- ☐ Quantities indicated are exacting
☐ Quantities indicated reflect the approximate quantities to be purchased
Throughout the Contract period and are subject to fluctuation in accordance with actual requirements.

INSURANCE REQUIREMENTS

Insurance required

PAYMENT DISCOUNTS

- ☐ 1% 20, net 30
☐ 2% 10, net 30
☐ Other _____
☒ None Offered

Item No.	ENTER YOUR BID FOR THE FOLLOWING DESCRIBED ARTICLES OR SERVICES:	TOTAL BID PRICES
1	NDE Services Bid Workbook Total	\$ 0
2	Boroscope Services Bid Workbook Total	\$ 610,000.00

☐ I have read and understood the Sunshine Law/Public Records clauses contained within this solicitation. I understand that in the absence of a redacted copy my proposal will be disclosed to the public "as-is".

BIDDER CERTIFICATION

By submitting this Bid, the Bidder certifies that it has read and reviewed all of the documents pertaining to this Solicitation, that the person signing below is an authorized representative of the Bidding Company, that the Company is legally authorized to do business in the State of Florida, and that the Company maintains in active status an appropriate contractor's license for the work (if applicable). The Bidder also certifies that it complies with all sections (including but not limited to Conflict Of Interest and Ethics) of this Solicitation.

We have received addenda

_____ through _____

Handwritten Signature of Authorized Officer of Company or Agent

Date

Richard Ginder CEO
Printed Name and Title

2/9/23

Advanced Turbine Support

Boroscope Services	Exp Type	FY 23 (Apr - Sep)	FY24	FY25	FY26 (Oct - Mar)	Subtotals
30300 NGS	2033	\$ 12,500.00	\$ 25,000.00	\$ 25,000.00	\$ 12,500.00	\$ 75,000.00
		\$ -	\$ -	\$ -	\$ -	\$ -
30402 - BBGS	2033	\$ 35,000.00	\$ 85,000.00	\$ 100,000.00	\$ 110,000.00	\$ 330,000.00
30403 - GEC, KGS	2033	\$ 22,500.00	\$ 60,000.00	\$ 75,000.00	\$ 90,000.00	\$ 247,500.00
		\$ -	\$ -	\$ -	\$ -	\$ -
Totals						\$ 652,500.00

Tes Tex Inc / Applied Technical Services (50 / 50 split)

NDE Services	Exp Type	FY 23 (Apr - Sep)	FY24	FY25	FY26 (Oct - Mar)	
30300 NGS	2033	\$ 17,500.00	\$ 35,000.00	\$ 35,000.00	\$ 17,500.00	\$ 105,000.00
		\$ -	\$ -	\$ -	\$ -	\$ -
30402 - BBGS	2033	\$ -	\$ 140,000.00	\$ 150,000.00	\$ 160,000.00	\$ 450,000.00
30403 - GEC, KGS	2033	\$ -	\$ 20,000.00	\$ 20,000.00	\$ -	\$ 40,000.00
		\$ -	\$ -	\$ -	\$ -	
Totals						\$ 595,000.00

FY23	\$ 87,500.00
-------------	---------------------

Total Award	\$ 1,247,500.00
--------------------	------------------------

COMPARISONS	BID #	BOREScope	CHANGE	BIDDER	CPI 2018 - 2023
2018 BID	064-18	\$ 543,625.00	12.2%	Advanced Turbine Support	21%
2023 BID	1411074646	\$ 610,000.00		Advanced Turbine Support	
2018 Bid	035-18	\$ 635,928.55	55%	Applied Technical Services	
2023 Bid	1411074646	\$ 976,706.25		Applied Technical Services	
2023 Bid	1411074646	\$ 999,267.50		Tex Tex Inc	

Submit the Response an electronic pdf in accordance with the procedures in the solicitation.

Company Name: Applied Technical Services, LLC

Company's Address: 1049 Triad Court, Marietta, GA 30062

License Number: _____

Phone Number: 904-286-9645 FAX No: _____ Email Address: SB06675@ATSLAB.com

BID SECURITY REQUIREMENTS

- ☒ None required
☐ Certified Check or Bond Five Percent (5%)

TERM OF CONTRACT

- ☐ One Time Purchase
☒ Term - Five (5) Years w/Two (2) – 1Yr Renewals
☐ Other, Specify - Project Completion

SAMPLE REQUIREMENTS

- ☒ None required
☐ Samples required prior to Bid Opening
☐ Samples may be required subsequent to Bid Opening

SECTION 255.05, FLORIDA STATUTES CONTRACT BOND

- ☒ None required
☐ Bond required 100% of Bid Award

QUANTITIES

- ☐ Quantities indicated are exacting
☒ Quantities indicated reflect the approximate quantities to be purchased Throughout the Contract period and are subject to fluctuation in accordance with actual requirements.

INSURANCE REQUIREMENTS

Insurance required

PAYMENT DISCOUNTS

- ☐ 1% 20, net 30
☐ 2% 10, net 30
☐ Other _____
☒ None Offered


Item No.	ENTER YOUR BID FOR THE FOLLOWING DESCRIBED ARTICLES OR SERVICES:	TOTAL BID PRICES
1	NDE Services Bid Workbook Total	\$ <u>932,706.25</u>
2	Boroscope Services Bid Workbook Total	\$ <u>1,381,380.00</u>

☒ **I have read and understood the Sunshine Law/Public Records clauses contained within this solicitation. I understand that in the absence of a redacted copy my proposal will be disclosed to the public "as-is".**

BIDDER CERTIFICATION

By submitting this Bid, the Bidder certifies that it has read and reviewed all of the documents pertaining to this Solicitation, that the person signing below is an authorized representative of the Bidding Company, that the Company is legally authorized to do business in the State of Florida, and that the Company maintains in active status an appropriate contractor's license for the work (if applicable). The Bidder also certifies that it complies with all sections (including but not limited to Conflict Of Interest and Ethics) of this Solicitation.

We have received addenda


Handwritten Signature of Authorized Officer of Company or Agent

02/20/2023
Date

_____ through _____

STEVE BOGGS - Business Development
Printed Name and Title


LIST OF SUBCONTRACTORS

JEA Solicitation Number 1411074646 requires certain major Subcontractors be listed on this form, unless the work will be self-performed by the Company.

The undersigned understands that failure to submit the required Subcontractor information on this form will result in bid rejection, and the Company agrees to employ the Subcontractors specified below: (Use additional sheets as necessary)
Note: This list of Subcontractors shall not be modified subsequent to bid opening, without a showing of good cause and the written consent of JEA.

Type of Work	Corporate Name of Subcontractor	Subcontractor Primary Contact Person & Telephone Number	Subcontractor's License Number (if applicable)	Percentage of Work or Dollar Amount
NA	NA	NA	NA	NA

Signed: _____



Company: _____

Applied Technical Services LLC

Address: _____

1099 Triad Court Marietta GA 30062

Date: _____

02/20/2023



Formal Bid and Award System

Award #4 March 23, 2023

Type of Award Request: REQUEST FOR PROPOSAL (RFP)
Requestor Name: Garcia, Vielka M.
Requestor Phone: (401) 365-9423
Project Title: Engineering Design Services for the Ridenour Water Treatment Plant (WTP)
Reclaim Water Re-Pump and Booster Station Project
Index Number: 422-05
Project Location: JEA
Funds: Capital
Business Unit Estimate: \$1,635,490.00

Scope of Work:

The scope of work includes engineering services for the design and construction of a reclaimed water ground storage tank (1.25 MG of usable volume), pumps, an enclosure, an electrical room, a back-up power generator, and an access road, to be located at the existing Ridenour WTP. This project is needed to meet increasing demand for reclaimed water in the south grid due to increased growth.

JEA IFB/RFP/State/City/GSA#: 1410869846

Purchasing Agent: Kruck, Dan

Is this a Ratification?: NO

RECOMMENDED AWARDEE(S):

Name	Contact Name	Email	Address	Phone	Amount
MOTT MACDONALD, LLC	Leslie Samel	leslie.samel@mottmac.com	1025 Centurion Parkway N., Suite 320, Jacksonville, FL 32256	(904) 203-7877	\$1,328,881.00

Amount for entire term of Contract/PO: \$1,328,881.00

Award Amount for remainder of this FY: \$450,605.00

Length of Contract/PO Term: Project Completion

Begin Date: 04/06/2023

End Date: Project Completion (Expected: November 2026)

JSEB Evaluation Criteria: Five Percent (5%)

Comments on JSEB Requirements:

Smith Surveying Group (Survey) - \$103,337.50

Meskel & Associates Engineering (Geotechnical) – \$28,600.00

PROPOSERS:

Name	Amount	Rank
MOTT MACDONALD, LLC	\$1,328,881.00	1
MCKIM & CREED, INC.	N/A	2
CRAWFORD, MURPHY & TILLY, INC.	N/A	3

Background/Recommendations:

Advertised on 09/09/2022. Six (6) prime companies attended the mandatory pre-proposal meeting held on 09/19/2022. At proposal opening on 10/18/2022, JEA received three (3) Proposals. The public evaluation meeting was held on 12/06/2022 and JEA deemed Mott MacDonald, LLC most qualified to perform the work. A copy of the evaluation matrix and negotiated fees are attached for reference.

The negotiated fee is approximately 18.7% below the estimate and deemed reasonable when compared to similar projects. The hourly rates used are fixed throughout the contract term.

1410869846 – Request approval to award a contract to Mott MacDonald, LLC for engineering and services during construction for the Ridenour WTP RW Re-Pump and Booster Station project in the amount of \$1,328,881.00, subject to the availability of lawfully appropriated funds.

Manager: Phillips, Brian R. – Mgr. W/WW Project Management
Senior Manager: Doherty, Peter F. – Senior Manager Project Management
Director: Conner, Sean M. – Dir. W/WW Project Engineering & Construction
VP: Melendez, Pedro A. – VP Planning Engineering & Construction

APPROVALS:

Chairman, Awards Committee **Date**

Budget Representative **Date**

1410869846 Engineering Design Services for the Ridenour WTP RW Re-Pump and Booster Station Project

Vendor Rankings	George Porter	Vielka Garcia	Jay Barry	Σ Rank	Rank
Mott MacDonald, LLC	1	1	1	3	1
McKim & Creed, Inc.	2	2	2	6	2
Crawford, Murphy & Tilly, Inc.	3	3	3	9	3

George Porter	Professional Staff Experience (30 Points)	Design Approach and Work Plan (40 Points)	Company Experience (25 Points)	JSEB (5 Points)	Total	Rank
Crawford, Murphy & Tilly, Inc.	24.05	30.5	18	4	76.55	3
McKim & Creed, Inc.	23.85	35	18.5	4	81.35	2
Mott MacDonald, LLC	25	38	20.5	4	87.50	1

Vielka Garcia	Professional Staff Experience (30 Points)	Design Approach and Work Plan (40 Points)	Company Experience (25 Points)	JSEB (5 Points)	Total	Rank
Crawford, Murphy & Tilly, Inc.	28.95	39	23	4	94.95	3
McKim & Creed, Inc.	29.55	40	25	4	98.55	2
Mott MacDonald, LLC	29.8	40	25	4	98.80	1

Jay Barry	Professional Staff Experience (30 Points)	Design Approach and Work Plan (40 Points)	Company Experience (25 Points)	JSEB (5 Points)	Total	Rank
Crawford, Murphy & Tilly, Inc.	24	32	15	4	75.00	3
McKim & Creed, Inc.	26	32	16	4	78.00	2
Mott MacDonald, LLC	28	28	22	4	82.00	1

Overall Averages	Professional Staff Experience (30 Points)	Design Approach and Work Plan (40 Points)	Company Experience (25 Points)	JSEB (5 Points)	Total
Crawford, Murphy & Tilly, Inc.	25.67	33.83	18.67	4.00	82.17
McKim & Creed, Inc.	26.47	35.67	19.83	4.00	85.97
Mott MacDonald, LLC	27.60	35.33	22.50	4.00	89.43

Exhibit D - Fee Breakdown by Task and Personnel
JEA - Engineering Services for Ridenour RW Re-pump and BPS and GST

Task List			2023									
			April	May	June	July	August	September				
Task 1 - Project Initiation, Kickoff Workshop, and Site Visit												
Task 2 - Schematic Design (10% Design)												
Task 3 - Conceptual Design (30% Design)												
Task 4 - Final Design (30% - 100%)												
Task 5 - Permitting Assitance												
Task 6 - Bidding Services and Support												
Task 7 - Construction Services												
Task 8 - DDOM												
Task Description			April	May	June	July	August	September	Total Hours	Total Cost	Subtotal	
Task 1 - Project Initiation, Kickoff Workshop, and Site Visit												
Staff	Name	Rate										
Project Manager	Leslie Samel	\$220	24						24	\$ 5,280		
Mechanical Engineer	Angelo Bufaino	\$220	8						8	\$ 1,760		
Civil/Site EOR	Steve White	\$200	2						2	\$ 400		
HVAC EOR	Jack Wang	\$195	2						2	\$ 390		
Structural EOR	Chad Lyner	\$185	2						2	\$ 370		
Architect	Tom Jarman	\$195	2						2	\$ 390		
Electrical Engineer	Andrew Gibbs	\$195	16						16	\$ 3,120		
QA/QC Engineer	Multiple Persons	\$235	2						2	\$ 470		
Hydraulic Modeler	Kevin Pugliesi	\$185	2						2	\$ 370		
Production Drawing Manager	Bill Lee	\$150	2						2	\$ 300		
Engineer IV	Multiple Persons	\$145	10						10	\$ 1,450		
Engineer III	Multiple Persons	\$130	16						16	\$ 2,080		
Engineer II	Multiple Persons	\$115	8						8	\$ 920		
Admin	Lynda Wick	\$80	8						8	\$ 640		
		Expenses								\$ 718		
		Task 1 Subtotal							104		\$ 18,658	
Task 2 - Schematic Design (10% Design)												
Staff	Name	Rate										
Project Manager	Leslie Samel	\$220	20	20	20				60	\$ 13,200		
Mechanical Engineer	Angelo Bufaino	\$220	24	24	24				72	\$ 15,840		
Civil/Site EOR	Steve White	\$200	13	13	13				39	\$ 7,800		
HVAC EOR	Jack Wang	\$195							-	\$ -		
Structural EOR	Chad Lyner	\$185			7				7	\$ 1,295		
Architect	Tom Jarman	\$195							-	\$ -		
Electrical Engineer	Andrew Gibbs	\$195			10				10	\$ 1,950		
QA/QC Engineer	Multiple Persons	\$235	8		16				24	\$ 5,640		
Hydraulic Modeler	Kevin Pugliesi	\$185	40						40	\$ 7,400		
Production Drawing Manager	Bill Lee	\$150		8	8				16	\$ 2,400		
Engineer IV	Multiple Persons	\$145	10	40	40				90	\$ 13,050		
Engineer III	Multiple Persons	\$130	10	68	68				146	\$ 18,980		
Engineer II	Multiple Persons	\$115			35				35	\$ 4,025		
Admin	Lynda Wick	\$80			16				16	\$ 1,280		
		Expenses								\$ 3,714		
		Task 2 Subtotal							555		\$ 96,574	

Exhibit D - Fee Breakdown by Task and Personnel
JEA - Engineering Services for Ridenour RW Re-pump and BPS and GST

Task List			2023						2024			Total Hours			Total Cost	Subtotal
			July	August	September	October	November	December	January	February	March					
Task 1 - Project Initiation, Kickoff Workshop, and Site Visit																
Task 2 - Schematic Design (10% Design)																
Task 3 - Conceptual Design (30% Design)																
Task 4 - Final Design (30% - 100%)																
Task 5 - Permitting Assitance																
Task 6 - Bidding Services and Support																
Task 7 - Construction Services																
Task 8 - DDOM																
Task Description			July	August	September	October	November	December	January	February	March	Total Hours	Total Cost	Subtotal		
Task 3 - Conceptual Design (30% Design)																
Staff	Name	Rate														
Project Manager	Leslie Samel	\$220	34	33	33							100	\$ 22,000			
Mechanical Engineer	Angelo Bufaino	\$220	30	30	30							90	\$ 19,800			
Civil/Site EOR	Steve White	\$200	28	28	28							84	\$ 16,800			
HVAC EOR	Jack Wang	\$195			8							8	\$ 1,560			
Structural EOR	Chad Lyner	\$185			14							14	\$ 2,590			
Architect	Tom Jarman	\$195			14							14	\$ 2,730			
Electrical Engineer	Andrew Gibbs	\$195	9	10	10							29	\$ 5,655			
QA/QC Engineer	Multiple Persons	\$235			32							32	\$ 7,520			
Hydraulic Modeler	Kevin Pugliesi	\$185										-	\$ -			
Production Drawing Manager	Bill Lee	\$150	24	80	80							184	\$ 27,600			
Engineer IV	Multiple Persons	\$145	60	40	40							140	\$ 20,300			
Engineer III	Multiple Persons	\$130	123	123	123							369	\$ 47,970			
Engineer II	Multiple Persons	\$115	30	30	30							90	\$ 10,350			
Admin	Lynda Wick	\$80			20							20	\$ 1,600			
		Expenses											\$ 7,459			
		Task 3 Subtotal										1,174		\$ 193,934		
Task 4 - Final Design (30% - 100%)																
Staff	Name	Rate														
Project Manager	Leslie Samel	\$220				25	25	25	25	25	25	150	\$ 33,000			
Mechanical Engineer	Angelo Bufaino	\$220				23	23	23	23	24	24	140	\$ 30,800			
Civil/Site EOR	Steve White	\$200				15	15	15	15	15	15	90	\$ 18,000			
HVAC EOR	Jack Wang	\$195				18	18	18	18	18	18	108	\$ 21,060			
Structural EOR	Chad Lyner	\$185				28	28	28	28	28	28	168	\$ 31,080			
Architect	Tom Jarman	\$195				14	14	14	14	14	14	84	\$ 16,380			
Electrical Engineer	Andrew Gibbs	\$195				16	16	16	16	16	16	96	\$ 18,720			
QA/QC Engineer	Multiple Persons	\$235						42		42	12	96	\$ 22,560			
Hydraulic Modeler	Kevin Pugliesi	\$185										-	\$ -			
Production Drawing Manager	Bill Lee	\$150				96	96	96	96	96	96	576	\$ 86,400			
Engineer IV	Multiple Persons	\$145				16	16	16	16	16	16	96	\$ 13,920			
Engineer III	Multiple Persons	\$130				93	93	93	93	93	93	558	\$ 72,540			
Engineer II	Multiple Persons	\$115				68	68	68	68	68	68	408	\$ 46,920			
Admin	Lynda Wick	\$80				10	10	10	10	10	10	60	\$ 4,800			
		Expenses											\$ 16,647			
		Task 4 Subtotal										2,630		\$ 432,827		

Exhibit D - Fee Breakdown by Task and Personnel
JEA - Engineering Services for Ridenour RW Re-pump and BPS and GST

2024									
Task List			March	April	May	June	July	August	
Task 1 - Project Initiation, Kickoff Workshop, and Site Visit									
Task 2 - Schematic Design (10% Design)									
Task 3 - Conceptual Design (30% Design)									
Task 4 - Final Design (30% - 100%)									
Task 5 - Permitting Assitance									
Task 6 - Bidding Services and Support									
Task 7 - Construction Services									
Task 8 - DDOM									
Task Description			March	April	May	June	July	August	Total Hours
Task 5 - Permitting Assitance									
Staff	Name	Rate							
Project Manager	Leslie Samel	\$220	8	8	8				24 \$ 5,280
Civil/Site EOR	Steve White	\$200	11	11	11				33 \$ 6,600
HVAC EOR	Jack Wang	\$195			4				4 \$ 780
Structural EOR	Chad Lyner	\$185			4				4 \$ 740
Architect	Tom Jarman	\$195			4				4 \$ 780
Electrical EOR	Andrew Gibbs	\$195			4				4 \$ 780
Engineer II	Multiple Persons	\$115	24	24	16				64 \$ 7,360
Admin	Lynda Wick	\$80	2	2	2				6 \$ 480
		Expenses							\$ 912
		Task 5 Subtotal							143 \$ 23,712
Task 6 - Bidding Services and Support									
Staff	Name	Rate							
Project Manager	Leslie Samel	\$220					14	14	28 \$ 6,160
Civil/Site EOR	Steve White	\$200					4	4	8 \$ 1,600
HVAC EOR	Jack Wang	\$195					4	4	8 \$ 1,560
Structural EOR	Chad Lyner	\$185					8	8	16 \$ 2,960
Architect	Tom Jarman	\$195							- \$ -
Electrical EOR	Andrew Gibbs	\$195						5	5 \$ 975
Production Drawing Manager	Bill Lee	\$150					4	30	34 \$ 5,100
Engineer III	Multiple Persons	\$130					18	18	36 \$ 4,680
Engineer II	Multiple Persons	\$115					14	14	28 \$ 3,220
Admin	Lynda Wick	\$80					4	4	8 \$ 640
		Expenses							\$ 1,076
		Task 6 Subtotal							171 \$ 27,971

Task List			2024				2025								2026														
			November	December	January	February	March	April	May	June	July	August	September	October	November	December	January	February	March	April	May	June	July	August	September	October			
Task 1 - Project Initiation, Kickoff Workshop, and Site Visit																													
Task 2 - Schematic Design (10% Design)																													
Task 3 - Conceptual Design (30% Design)																													
Task 4 - Final Design (30% - 100%)																													
Task 5 - Permitting Assistance																													
Task 6 - Bidding Services and Support																													
Task 7 - Construction Services																													
Task 8 - DDOM																													
Task Description			November	December	January	February	March	April	May	June	July	August	September	October	November	December	January	February	March	April	May	June	July	August	September	October	Total Hours	Total Cost	Subtotal
Task 7 - Construction Services																													
Staff	Name	Rate																											
Project Manager	Leslie Samel	\$220	16	16	16	16	16	16	16	16	16	16	16	16	16	16	16	16	16	16	16	16	16	16	16	384	\$	84,480	
Mechanical Engineer	Angelo Bufaino	\$220	4	4	4	4	4	4	4	4	4	4	4	4	4	4	4	4	4	4	4	4	4	8	4	4	100	\$	22,000
Civil/Site EOR	Steve White	\$200	2	2	2	2	2	2	2	2	2	2	2	2	2	2	2	2	2	2	2	2	2	2	2	48	\$	9,600	
HVAC EOR	Jack Wang	\$195	2	2	2	2	2	2	2	2	2	2	2	2	2	2	2	2	2	2	2	2	2	2	2	48	\$	9,360	
Structural EOR	Chad Lyner	\$185	6	6	6	6	6	6	6	6	6	6	6	6	6	6	6	6	6	6	6	6	6	6	6	144	\$	26,640	
Architect	Tom Jarman	\$195	4	4	4	4	4	4	4	4	4	4	4	4	4	4	4	4	4	4	4	4	4	4	4	96	\$	18,720	
Electrical Engineer	Andrew Gibbs	\$195	3	3	3	3	3	3	3	3	3	3	3	3	3	3	3	3	3	3	3	3	3	3	3	72	\$	14,040	
QA/QC Engineer	Multiple Persons	\$235									2				2						2					6	\$	1,410	
Hydraulic Modeler		\$185																								-	\$	-	
Production Drawing Manager	Bill Lee	\$150																					40	40	40	120	\$	18,000	
Engineer IV	Multiple Persons	\$145	6	6	6	6	6	6	6	6	6	6	6	6	6	6	6	6	6	6	6	6	6	6	6	144	\$	20,880	
Engineer III	Multiple Persons	\$130	20	20	20	20	20	20	20	20	20	20	20	20	20	20	20	20	20	20	20	20	20	20	20	480	\$	62,400	
Engineer II	Multiple Persons	\$115	6	6	6	6	6	6	6	6	6	6	6	6	6	6	6	6	6	6	6	6	6	6	6	144	\$	16,560	
Admin	Lynda Wick	\$80	16	16	16	16	16	16	16	16	16	16	16	16	16	16	16	16	16	16	16	16	16	16	16	384	\$	30,720	
		Expenses																									\$	16,741	
		Task 7 Subtotal																									2,170	\$	351,551

Exhibit D - Fee Breakdown by Task and Personnel
JEA - Engineering Services for Ridenour RW Re-pump and BPS and GST

Task List			2024												2025												2026														
			March	April	May	June	July	August	September	October	November	December	January	February	March	April	May	June	July	August	September	October	November	December	January	February	March	April	May	June	July	August	September	October							
Task 1 - Project Initiation, Kickoff Workshop, and Site Visit																																									
Task 2 - Schematic Design (10% Design)																																									
Task 3 - Conceptual Design (30% Design)																																									
Task 4 - Final Design (30% - 100%)																																									
Task 5 - Permitting Assistance																																									
Task 6 - Bidding Services and Support																																									
Task 7 - Construction Services																																									
Task 8 - DDOM																																									
Task Description			March	April	May	June	July	August	September	October	November	December	January	February	March	April	May	June	July	August	September	October	November	December	January	February	March	April	May	June	July	August	September	October	Total Hours	Total Cost	Subtotal				
Task 8 - DDOM																																									
Staff	Name	Rate																																							
Project Manager	Leslie Samel	\$220	4	4	8																																				
Mechanical Engineer	Angelo Bufano	\$200	8	8	8																																				
Engineer IV	Multiple Persons	\$145	20	20	20																																				
Engineer III	Multiple Persons	\$130	10	10	10																																				
Admin	Lynda Wick	\$80			10																																				
		Expenses																																							
		Task 8 Subtotal																																							
SUBCONSULTANT EXPENSES																																									
Subconsultant Task/Name																																									
Survey & SUE	R. E. Holland	JSEB																																							
Wetlands Delineation & Permitting	ERS																																								
Geotechnical	Meskel & Associates	JSEB																																							
Subconsultant Subtotal																																									
PROJECT TOTAL																																									
Total Hours by Month			522	87	109	-	70	101	-	-	85	85	85	85	85	85	85	87	85	85	85	85	85	85	85	85	85	85	87	85	85	141	155	153	7,157						
Anticipated Cash Flow by Month			\$84,905	\$14,472	\$17,400	\$0	\$11,010	\$16,961	\$0	\$0	\$13,803	\$13,803	\$13,803	\$13,803	\$13,803	\$13,803	\$13,803	\$14,273	\$13,803	\$13,803	\$13,803	\$13,803	\$14,273	\$13,803	\$13,803	\$13,803	\$13,803	\$13,803	\$14,273	\$13,803	\$13,803	\$22,623	\$24,593	\$25,069	\$1,328,881						
			March	April	May	June	July	August	September	October	November	December	January	February	March	April	May	June	July	August	September	October	November	December	January	February	March	April	May	June	July	August	September	October							
			\$84,905	\$14,472	\$17,400	\$0	\$11,010	\$16,961	\$0	\$0	\$13,803	\$13,803	\$13,803	\$13,803	\$13,803	\$13,803	\$13,803	\$14,273	\$13,803	\$13,803	\$13,803	\$13,803	\$14,273	\$13,803	\$13,803	\$13,803	\$13,803	\$13,803	\$14,273	\$13,803	\$13,803	\$22,623	\$24,593	\$25,069	\$1,328,881	\$	-				



Formal Bid and Award System

Award #5 March 23, 2023

Type of Award Request: REQUEST FOR PROPOSAL (RFP)
Request #: 700
Requestor Name: Ryan Szoke
Requestor Phone: 904-383-8243
Project Title: JEA's McDuff Substation Circuit Relocation Construction Services
Project Number: 8007609
Project Location: JEA
Funds: Capital
Business Unit Estimate: \$662,279.00

Scope of Work:

The purpose of this solicitation is to select a contractor to provide Relocation Construction Services for JEA's McDuff substation circuit 4, 6 and 9 as described herein (the "Work"). This Specification document covers construction, installation, labor, equipment, and material requirements for the construction services for the McDuff Substation. The scope of work includes, but is not limited to,

- Remove feeder cables for circuits 4, 6, and 9 from outdoor switchgear
- Remove existing feeder 6303 and install a new feeder from switch 2903 to indoor 4kV switchgear breaker 6303 (unit 5)
- Existing circuit 6304 shall be renamed circuit 6303. Install new feeder from switch 2920 to indoor 4kV switchgear breaker 6305 (unit 8)
- Existing circuit 6306 shall be renamed circuit 6305. Circuit 6309 feeder will no longer connect to the switchgear
- Circuit 6309 shall be renamed circuit 6308. Remove and dispose of 4kV outdoor metal-clad switchgear. Remove the cable between the McDuff Pad mounted Switches and the high side of the T4 transformer

The McDuff Substation is located at 1030 McDuff Ave, Jacksonville, FL 32205.

JEA IFB/RFP/State/City/GSA#: 1411064846
Purchasing Agent: Lovgren, Rodney D.
Is this a Ratification?: NO

RECOMMENDED AWARDEE(S):

Name	Contact Name	Email	Address	Phone	Amount
C & C POWERLINE, INC.	Rick Sprenger	rsprenger@ccpowerline.com	12035 Palm Lake Drive, Jacksonville, FL 32218	(904) 751-6020	\$964,206.50

Amount for entire term of Contract/PO: \$964,206.36
Award Amount for remainder of this FY: \$964,206.36
Length of Contract/PO Term: Project Completion

Begin Date (mm/dd/yyyy): 04/01/2023
End Date (mm/dd/yyyy): Project Completion (Estimated 07/13/2023)
JSEB Requirement: Yes - (5%) Goal
Comments on JSEB Requirements:
Material Supply – Mesuela Industrial Solutions 5% - \$43,827.57

BIDDERS:

Name	Amount
C & C POWER LINE, INC.	\$964,206.50
RELIABLE SUBSTATION SERVICES, INC.	\$1,067,000.00

Background/Recommendations:

Advertised on 01/18/2023. Five (5) prime contractors attended the optional pre-bid meeting held on 01/27/2023. At Bid opening on 02/28/2023, JEA received two (2) Bids. JEA confirmed the cause of low competition with several bidders to be jobsite complexities, workload and small project size. C & C Power Line, Inc. is the lowest responsive and responsible Bidder. A copy of the Bid Form is attached as backup.

The award amount of \$964,206.50 (less the 10% SWA) is approximately 32.4% higher than the budget estimate due to material price increases, and relative complexities of the scope of work performing modifications to an existing operational substation. A new budget trend was submitted to match the award.

1411064846 – Request approval to award a contract to C & C Power Line, Inc. for construction services for the McDuff Substation Circuit relocation project in the amount of \$964,206.50, subject to the availability of lawfully appropriated funds.

Manager: Hamilton, Darrell D. – Mgr. Transmission & Substation Projects
Sr. Director: Acs, Gabor – Sr. Dir. Engineering & Projects
VP: Mendelez, Pedro A. - VP Planning Engineering & Construction

APPROVALS:

Chairman, Awards Committee **Date**

Budget Representative **Date**

Appendix B - Bid Forms
1411064846 – McDuff Substation circuit relocation construction services

Submit the Response an electronic pdf in accordance with the procedures in the solicitation

Company Name: C and C Power Line, Inc.

Company's Address: 12035 Palm Lake Drive, Jacksonville, FL 32218

License Number: ECA000909

Phone Number: (904) 751-6020 FAX No: (904) 757-0964 Email Address: RSprenger@ccpowerline.com

BID SECURITY REQUIREMENTS

- ☐ None required
☒ Certified Check or Bond Five Percent (5%)

TERM OF CONTRACT

- ☐ One Time Purchase
☐ Term - Five (5) Years w/Two (2) – 1Yr Renewals
☒ Other, Specify - Project Completion

SAMPLE REQUIREMENTS

- ☒ None required
☐ Samples required prior to Bid Opening
☐ Samples may be required subsequent to Bid Opening

SECTION 255.05, FLORIDA STATUTES CONTRACT BOND

- ☐ None required
☒ Bond required 100% of Bid Award

QUANTITIES

- ☐ Quantities indicated are exacting
☒ Quantities indicated reflect the approximate quantities to be purchased Throughout the Contract period and are subject to fluctuation in accordance with actual requirements.

INSURANCE REQUIREMENTS

Insurance required

PAYMENT DISCOUNTS

- ☐ 1% 20, net 30
☐ 2% 10, net 30
☐ Other _____
☐ None Offered

Item No.	ENTER YOUR BID FOR THE FOLLOWING DESCRIBED ARTICLES OR SERVICES:	TOTAL BID PRICE
1	Subtotal for McDuff Substation relocation construction services	\$ 876,551.36
2	Supplemental Work Authorization (10% of Line 1)	\$ 87,655.14
3	Total Bid Price (Sum of Lines 1-3)	\$ 964,206.50


☐ I have read and understood the Sunshine Law/Public Records clauses contained within this solicitation. I understand that in the absence of a redacted copy my proposal will be disclosed to the public "as-is".

BIDDER CERTIFICATION

By submitting this Bid, the Bidder certifies that it has read and reviewed all of the documents pertaining to this Solicitation, that the person signing below is an authorized representative of the Bidding Company, that the Company is legally authorized to do business in the State of Florida, and that the Company maintains in active status an appropriate contractor's license for the work (if applicable). The Bidder also certifies that it complies with all sections (including but not limited to Conflict Of Interest and Ethics) of this Solicitation.

We have received addenda

1 through 1


Handwritten Signature of Authorized Officer of Company or Agent

2/28/2023
Date

Rick Sprenger, Vice President
Printed Name and Title

LIST OF SUBCONTRACTORS

JEA Solicitation Number 1411064846 requires certain major Subcontractors be listed on this form, unless the work will be self-performed by the Company.

The undersigned understands that failure to submit the required Subcontractor information on this form will result in bid rejection, and the Company agrees to employ the Subcontractors specified below: (Use additional sheets as necessary)

Note: This list of Subcontractors shall not be modified subsequent to bid opening, without a showing of good cause and the written consent of JEA.

Type of Work	Corporate Name of Subcontractor	Subcontractor Primary Contact Person & Telephone Number	Subcontractor's License Number (if applicable)	Percentage of Work or Dollar Amount
--------------	------------------------------------	---	--	---

None

Signed: _____



Company: C and C Power Line, Inc.

Address: 12035 Palm Lake Dr, Jacksonville, FL 32218

Date: 02/28/2023

1411064846

LIST OF JSEB SUBCONTRACTORS

The following JSEB Subcontractors will be utilized in fulfilling the terms and conditions of a Project Authorization arising from award of JEA - _____. I (We) the undersigned understand that failure to submit said information will result in bid rejection. I (We) will employ the JSEB Subcontractors specified below: (Use additional sheets as necessary)

Class of Work (Category) Dollar Amount	Name of JSEB Contractor (Indicate below)	Percentage of Total Job or

Supplier

Mesuela Industrial Solutions

5%

Signed: 

Company: C and C Power Line, Inc.

Address: 12035 Palm Lake Dr, Jacksonville, FL 32218

Date: 02/28/2023

Note: This list shall not be modified subsequent to bid opening without a showing of good cause and the written consent of the JEA.

FLORIDA TRENCH SAFETY ACT ACKNOWLEDGMENT


If this Project involves trench excavations that will exceed a depth of 5 feet, pursuant to Florida Statutes, Chapter 553, Part VI, Trench Safety Act will be in effect and the undersigned Bidder hereby certifies that such Act will be complied with during the construction of this Project.

Bidder acknowledges that included in the various items of the bid and in the total bid price are costs for complying with the Florida Trench Safety Act. Bidder further identifies the cost to be as summarized below:

Trench Safety Measure (Description)	Units of Measure (LF SY)	Quantity	Unit Cost	Extended Cost
A. Ditch Box for Setting Manhole				
B. Trench Box for Jack & Bore Pits				
C. Slope & Shore Method for Open Cut Trench				
D.				
				TOTAL \$ 0.00

CONFLICT OF INTEREST DISCLOSURE FORM

Disclosing a potential conflict of interest does not disqualify vendors. In the event vendors do not disclose potential conflicts of interest, and they are detected by JEA, vendor may be **disqualified** from doing business with JEA.
Questions about this form? Contact (JEA, fill in the blank)

JEA Bid/Solicitation/Contract Number: 1411064846	Name of JEA Employee(s) Working on Vendor's Current Contract(s) with JEA: None
Vendor Name: C and C Power Line, Inc.	Vendor Phone: (904) 751-6020
Vendor's Authorized Representative Name and Title: Rick Sprenger, Vice President	Authorized Representative's Phone: (904) 759-4703
NAME(S) OF JEA EMPLOYEE(S) / PUBLIC OFFICER(S) WITH POTENTIAL CONFLICT OF INTEREST	
Name of JEA public officer(s), employee(s), or relatives with whom there may be a potential conflict of interest. If more than five, attach a second form.	Relationship of JEA public officer(s)/employee(s) and/or relative(s) to vendor's company from list above (e.g. 1(a), 2, etc.). Please list all that apply:
1. None	
2.	
3.	
4.	
5.	
<input checked="" type="checkbox"/> Vendor has no conflict of interest to report.	
<input checked="" type="checkbox"/> Vendor hereby declares it has not and will not provide gifts or hospitality of any dollar value or any other gratuities to any JEA officer or employee to obtain or maintain a contract.	
<input checked="" type="checkbox"/> I certify that this Conflict of Interest Disclosure has been examined by me and that its contents are true and correct to my knowledge and belief and I have the authority to so certify on behalf of the Vendor.	
Vendor's Authorized Representative Signature: 	Date: 2/28/2023

FOR JEA USE ONLY IF CONFLICT NOTED
This form has been reviewed by:

Name of JEA Ethics Officer:	Signature:	Date:
Note:		

BID BOND

STATE OF FLORIDA

COUNTY OF: _____)

KNOW ALL PERSONS BY THESE PRESENTS, That we, C and C Power Line, Inc. (hereinafter called "Principal"), and Everest Reinsurance Company as Surety (hereinafter called "Surety"), are held and firmly bound unto the JEA of the City of Jacksonville, Florida (hereinafter called the "JEA"), in the sum of \$ Five*, lawful money of the United States of America, for the payment which sum well and truly to be made, we bind ourselves, our heirs, executors, administrators, and successors, jointly and severally, firmly by these presents:

*Percent (5%) of the Total Amount Bid

WHEREAS, the Principal contemplates submitting or has submitted a Bid to the JEA for:

McDuff Substation Circuit Relocation Construction Services

Solicitation Number: 1411064846

WHEREAS, it was a condition precedent to the submission of said Bid that a certified check or Bid Bond in the amount of ** be submitted with said Bid as a guaranty that the Principal would, if awarded the contract, enter into a written contract with the JEA and furnish a Section 255.05 Florida Statutes Contract Bond in an amount equal to _____ for the performance of said contract, within ten consecutive calendar days after written notice being given of acceptance by the JEA.

**Five Percent (5%) of the Total Amount Bid

NOW, THEREFORE, THE CONDITIONS OF THIS OBLIGATION ARE SUCH, that if the Bid of the Principal herein be accepted and said Principal, within ten consecutive calendar days after written notice being given of such acceptance, enters into a written contract with the JEA, and furnishes a Section 255.05, Florida Statutes Contract Bond in an amount equal to _____ satisfactory to the JEA, then this obligation shall be void; otherwise, the sum herein stated shall be due and payable to the JEA, and the Surety herein agrees to pay said sum immediately upon demand of said JEA, in good and lawful money of the United States of America; as liquidated damages for failure thereof of said Principal.

IN WITNESS WHEREOF, the said Principal and the said Surety have duly executed this bond the 28th day of

February, ~~10~~XXXX 2023


ATTEST:



Signature

Obie Donaldson

Type/Print Name



Signature

Debra Dailey

Type/Print Name


Signed, Sealed and Delivered
in the Presence of:



Signature

Andy Kerslake, Witness

Type/Print Name




Signature

Andrew Larsen, Witness

Type/Print Name

C and C Power Line, Inc.
(Principal Company Name)



Signature

Rick Sprenger


Type/Print Name

Vice President

Title

AS PRINCIPAL

Everest Reinsurance Company
(Surety Company Name)



Signature

Elizabeth R. Hahn

Type/Print Name

Attorney-in-Fact

Title

AS SURETY

Name of Agent: Parker, Smith & Feek

Address: 2233 112th Ave NE

Bellevue, WA 98004

Countersigned:

By N/A

Resident Agent
State of Florida

Name of Firm: N/A

Address: N/A

N/A

Form Approved:

Assistant General Counsel

EVEREST.

POWER OF ATTORNEY
EVEREST REINSURANCE COMPANY
DELAWARE

KNOW ALL PERSONS BY THESE PRESENTS: That Everest Reinsurance Company, a corporation of the State of Delaware ("Company") having its principal office located at 477 Martinsville Road, Liberty Corner, New Jersey 07938, do hereby nominate, constitute, and appoint:

**Guy P. Armfield, Elizabeth R. Hahn, Andrew P. Larsen, Roger Kaltenbach, Jana M. Roy, Scott Fisher,
Mindee L. Rankin, Nicholas Fredrickson, Charla M. Boadle, Andrew Kerslake**

its true and lawful Attorney(s)-in-fact to make, execute, attest, seal and deliver for and on its behalf, as surety, and as its act and deed, where required, any and all bonds and undertakings in the nature thereof, for the penal sum of no one of which is in any event to exceed UNLIMITED, reserving for itself the full power of substitution and revocation.

Such bonds and undertakings, when duly executed by the aforesaid Attorney(s)-in-fact shall be binding upon the Company as fully and to the same extent as if such bonds and undertakings were signed by the President and Secretary of the Company and sealed with its corporate seal.


This Power of Attorney is granted and is signed by facsimile under and by the authority of the following Resolutions adopted by the Board of Directors of Company ("Board") on the 28th day of July 2016:

RESOLVED, that the President, any Executive Vice President, and any Senior Vice President and Anthony Romano are hereby appointed by the Board as authorized to make, execute, seal and deliver for and on behalf of the Company, any and all bonds, undertakings, contracts or obligations in surety or co-surety with others and that the Secretary or any Assistant Secretary of the Company be and that each of them hereby is authorized to attest to the execution of any such bonds, undertakings, contracts or obligations in surety or co-surety and attach thereto the corporate seal of the Company.

RESOLVED, FURTHER, that the President, any Executive Vice President, and any Senior Vice President and Anthony Romano are hereby authorized to execute powers of attorney qualifying the attorney named in the given power of attorney to execute, on behalf of the Company, bonds and undertakings in surety or co-surety with others, and that the Secretary or any Assistant Secretary of the Company be, and that each of them is hereby authorized to attest the execution of any such power of attorney, and to attach thereto the corporate seal of the Company.

RESOLVED, FURTHER, that the signature of such officers named in the preceding resolutions and the corporate seal of the Company may be affixed to such powers of attorney or to any certificate relating thereto by facsimile, and any such power of attorney or certificate bearing such facsimile signatures or facsimile seal shall be thereafter valid and binding upon the Company with respect to any bond, undertaking, contract or obligation in surety or co-surety with others to which it is attached.

IN WITNESS WHEREOF, Everest Reinsurance Company has caused their corporate seals to be affixed hereto, and these presents to be signed by their duly authorized officers this 28th day of July 2016.



Everest Reinsurance Company

Nichase
Attest: Nicole Chase, Assistant Secretary

A. Romano
By: Anthony Romano, Vice President

On this 28th day of July 2016, before me personally came Anthony Romano, known to me, who, being duly sworn, did execute the above instrument; that he knows the seal of said Company; that the seal affixed to the aforesaid instrument is such corporate seal and was affixed thereto; and that he executed said instrument by like order.

LINDA ROBINS
Notary Public, State of New York
No 01R06239736
Qualified in Queens County
Term Expires April 25, 2023

Linda Robins

Linda Robins, Notary Public

IN WITNESS WHEREOF, I have hereunto set my hand and affixed the seal of said Company, at the Liberty Corner, this 28th day of February 2023.



Building Community®

Procurement Bid Office
Customer Center 1st Floor, Room 002
21 W. Church Street
Jacksonville, Florida 32202

February 8, 2023

Addendum Number: One (1)

Title: McDuff Substation Circuit relocation Construction Services

JEA Solicitation Number: 1411064846

Response Due Date: February 28, 2023

Due Date Time: 12:00 PM (NOON EST)

Time of Opening: 2:00 PM

This addendum is for the purpose of making the following additions, deletions and changes.

REPLACE: The Section 1.13 Jacksonville Small and Emerging Business (JSEB) Participation Goal issued with the original solicitation has been replaced by the following 1.13. The JSEB goal has been lowered to five percent (5%).

1.13) Jacksonville Small and Emerging Business (JSEB) Participation Goal

The specific JSEB participation goal for the Scope of work described in this Solicitation is: ~~ten percent (10%)~~, **five percent (5%)**. This percentage is the percentage of the Respondent's total bid price that must be awarded or subcontracted to JSEB firms. Failure to fully comply with the JSEB requirements stated herein may disqualify the Response. Responses are required to complete and submit with their Response the JSEB form, which can be found at www.jea.com. Respondents must specify on the JSEB form how they intend to comply with the JSEB goal stated herein. Respondents that do not submit a JSEB form with their Response may have their Responses rejected, unless they are exempted under the good faith exception described below.

In no case shall the Respondent make changes to the JSEB firms listed in its Response, revise the JSEB Scope of work or amount of Work as stated in its Response without prior written notice to the JEA Project Manager and without subsequent receipt of written approval from the JEA Project Manager. JSEB firms that qualify for this Contract are those shown on the current City of Jacksonville JSEB directory appearing at www.COJ.net. Certification of JSEB firms must come for the City of Jacksonville. No other agency or organization is recognized for purposes of this Contract.

If the Response does not comply with the JSEB requirements established in this Solicitation, the Respondent must submit documentation as part of its Response describing in detail its good faith efforts to comply with the JSEB requirements of the Solicitation. This documentation shall include at a minimum the following items: 1. A written and signed statement describing the level of effort for each of the requirements listed below, including dates and times, people whom the Respondent contacted and phone numbers to enable JEA to confirm good faith efforts. 2. Copies of written solicitations of participation the Respondent sent to qualified JSEB firms, showing adequate response time was provided, defining the scope and nature of the work Respondent is asked to perform, Respondent contact information for questions and follow-up, and an offer to meet to review plans, specifications and scope. 3. A statement

of the Respondent's efforts to negotiate a suitable agreement with JSEB firms including call logs showing participants, dates, times, topics discussed, and open issues. 4. A statement of the Respondent's efforts to help qualified firms that may require assistance in obtaining bonding, insurance, financing, technical support, procedural information, or other items necessary to compete for and perform the Work. 5. For each offer received from a qualified JSEB firm but rejected by Respondent, a statement explaining why such offer was not made part of the Response. 6. For each qualified JSEB firm contacted but considered unqualified by the Respondent to perform a portion of the Work, a statement of the reasons Respondent considered firm to be unqualified. The Respondent shall contact the JEA JSEB Office for assistance when all independent attempts (emails, phone calls, faxes and letters) to contact qualified JSEB firms have failed, and shall do so in adequate time for JSEB firms to be identified and to allow JSEB firms adequate time in which to respond.

Failure by the Respondent to contact the JEA JSEB Office as required herein will be considered when determining if the Respondent has made a good faith effort. The Respondent understands and agrees that receipt of a lower bid from a non-JSEB qualified firm, will not in and of itself, be sufficient reason to justify failing to meet the JSEB requirements of the Solicitation. The determination as to whether the Respondent made a good faith effort in trying to achieve the JSEB requirements of this Solicitation will be made solely by JEA and prior to Award.

All questions and correspondence concerning the JSEB program should be addressed to the following contact:

Rita Scott

Manager, JSEB Programs

JEA

scotrl@jea.com

Acknowledge receipt of this addendum on the Response Form



Formal Bid and Award System

Award #6 March 23, 2023

Type of Award Request: SINGLE SOURCE
Requestor Name: Read, Clyde – Project Administrator Senior Construction
Requestor Phone: 904-759-6724
Project Title: NGS 2B Gathering Conveyor Upgrade
Project Number: 8008570
Project Location: JEA
Funds: Capital
Business Unit Estimate \$381,158.00

Scope of Work:

UCC Environmental (UCC) to provide new chains and flights for the NGS 2B gathering conveyor to replace the existing equipment. UCC has previously redesigned the chain and flights, which are currently in use on the 1A, 1B and 2A gathering conveyors. UCC is the Original Equipment Manufacturer (OEM) for the chain, flights for the conveyor system. After upgrade, the NGS 2B gathering conveyor will match the other conveyors.

JEA will have installation completed by a third party contractor.

JEA IFB/RFP/State/City/GSA#: N/A
Purchasing Agent: Lovgren, Rodney D.
Is this a Ratification?: NO

RECOMMENDED AWARDEE(S):

Name	Contact Name	Email	Address	Phone	Amount
UNITED CONVEYOR SUPPLY COMPANY (DBA UCC ENVIRONMENTAL)	Keith Goettelmann	Keithgoettelmann@uccenvironmental.com	2100 Norman Drive West, Waukegan, IL	(847) 672-5169	\$356,290.00

Amount for entire term of Contract/PO: \$356,290.00
Award Amount for remainder of this FY: \$356,290.00
Length of Contract/PO Term: Project Completion
Begin Date (mm/dd/yyyy): 04/01/2023
End Date (mm/dd/yyyy): Project Completion (Estimated 12/30/2023)
JSEB Requirement: N/A - OEM

Background/Recommendations:

The NGS 2B gathering conveyor has reached end of life and requires replacement. The United Conveyor Supply Company, now doing business as UCC Environmental is the Original Equipment

Manufacturer (OEM) and has previously redesigned some conveyor components, which match the 1A, 1B and 2A conveyor installations. Additionally, using the same manufacturer for all equipment will enable JEA to hold a smaller number of parts in inventory.

Pursuant to section 3 – 112 of the JEA Purchasing Code - A Contract may be awarded for Supplies or Services as a Single Source when, pursuant to the Operational Procedures, the Chief Procurement Officer determines that:

(b) the Supplies or Services must be a certain type, brand, make or manufacturer due to the criticality of the item or compatibility within a JEA utility system, and such Supplies or Services may not be obtained from multiple sources such as distributors;

The use of the OEM for equipment supply reduces operational risk, outage duration and potential for defects in allowing non-OEM fabricated equipment.

The equipment conveyors will be delivered & paid for in FY23. The actual equipment installation will take place in Q1, FY24 during the fall outage.

The award amount is 6.5% below the Business Unit Estimate. When considering benefits from having a proven design in operation, the price is considered reasonable.

Request approval to award a contract to UCC Environmental for the NGS 2B Gathering Conveyor Upgrade project in the amount of \$356,290.00, subject to the availability of lawfully appropriated funds.

Manager: Akrayi, Jamila R. – Mgr. Project Management
Sr. Director: Acs, Gabor. – Sr. Dir. Engineering & Projects
VP: Melendez, Pedro A. - VP Planning Engineering & Construction

APPROVALS:

Vice Chairman, Awards Committee	Date
--	-------------

Budget Representative	Date
------------------------------	-------------



UCC Environmental
United Conveyor Supply Company
2100 Norman Drive West, Waukegan, IL 60085-6753
Phone: 847.473.5900 Fax: 847.473.5959
Bill To: **02136**

PARTS QUOTATION

Quote No.: PQ183318-1
Date: Mar/3/2023
Page: 1 of 1

Ship To: **02137**

Represented By:

JEA
ACCOUNTS PAYABLE DEPT
PO BOX 4910
JACKSONVILLE, FL 32201
US

JEA
JEA
4433 WILLIAM OSTNER ROAD
JACKSONVILLE, FL 32226
US

PERO ENGINEERING & SALES CO. INC
748 BROADWAY AVE, SUITE 202
DUNEDIN, FL 34698
PHONE:727-723-7376
FAX:727-723-1009

Customer RFQ	Quotation Valid Until	Payment Terms	Currency
	Apr/2/2023	Net 30 Days	USD

Line	Qty	U/M	UCC Part No./Description/Customer Part No.	Unit Weight/ Ext . Weight	Lead Time	Unit Price	Ext. Price
1	82	EA	55700-491841-1 CHAIN-CONVEYING,175MM, (2) 8 PITCH STRANDS	135.00/ 11,070.00	8 week(s)	\$821.00	\$67,322.00
2	328	EA	491840 FLIGHT-DFC,30",DOUBLE STRAND S CUSTOMER PART # ASHUC076	64.00/ 20,992.00	8 week(s)	\$881.00	\$288,968.00

Installation services available. Please contact your local UCC representative for more information.

Contact person:

Notes/Special Instructions:

NGS Delivery Contact#: 904-665-7881 or 904-665-6672. Normal material receiving hours for Stores are 9:00 AM - 2:30 PM Monday through Thursday with the exception of JEA observed holidays.

Sub Total:	\$356,290.00
Sales Tax:	\$0.00
Freight:	\$0.00
Misc. Charges:	\$0.00
TOTAL:	\$356,290.00
Total Weight(lb):	32,062.00

United Conveyor Supply Company Minimum Material Billing is \$100.00. Please order sufficient material.

Lead times less than (1) week are quoted in business days.

All Lead Times are estimates based on inventory available at the time of quotation and do not include shipping time.

Standard payment terms are Net 30 days, unless otherwise noted.

All prices and shipments are F.O.B. Origin (United Conveyor Supply Company, Pleasant Prairie, Wisconsin) unless otherwise noted.

Prices do not include any taxes or freight unless otherwise noted. All applicable taxes and freight will be added to the United Conveyor Supply Company Invoice. All orders are subject to acceptance by the United Conveyor Supply Company - Waukegan Office.

www.uccenvironmental.com

Certification of Single Source or Emergency Procurement

Please use this form to certify a Single Source or Emergency Procurement complies with the requirements of the JEA Procurement Code. The JEA Procurement Code defines a Single Source and Emergency Procurement as follows:

3-112 Single Source

A Contract may be awarded for Supplies or Services as a Single Source when, pursuant to the Operational Procedures, the Chief Procurement Officer determines that:

- (a) there is only one justifiable source for the required Supplies or Services;
- (b) the Supplies or Services must be a certain type, brand, make or manufacturer due to the criticality of the item or compatibility within a JEA utility system, and such Supplies or Services may not be obtained from multiple sources such as distributors;
- (c) the Services are a follow-up of Services that may only be done efficiently and effectively by the Vendor that rendered the initial Services to JEA, provided the Procurement of the initial Services was competitive;
- (d) at the conclusion of a Pilot Project under Section 3-118 of this Code, the Procurement of Supplies or Services tested during the Pilot Project, provided the Vendor was competitively selected for the Pilot Project.

3-113 Emergency Procurements

In the event of an Emergency, the Chief Procurement Officer may make or authorize an Emergency Procurement, provided that Emergency Procurements shall be made with as much competition as practicable under the circumstances. A written Determination of the basis for the Emergency and for the selection of the particular Vendor shall be included in the Procurement file.

For purposes of this Section 3-113, an "Emergency" means any one of the following:

- (a) a reasonably unforeseen breakdown in machinery;
- (b) an interruption in the delivery of an essential governmental service or the development of a circumstance causing a threatened curtailment, diminution, or termination of an essential service;
- (c) the development of a dangerous condition causing an immediate danger to the public health, safety, or welfare or other substantial loss to JEA;
- (d) an immediate danger of loss of public or private property;
- (e) the opportunity to secure significant financial gain, to avoid delays to any Governmental Entity or avoid significant financial loss through immediate or timely action; or (f) a valid public emergency certified by the Chief Executive Officer.

Please provide the following information:

1. Vendor Name:

United Conveyor Corporation (UCC)

2. Description of Services or Supplies provided by Vendor:

UCC to provide a new proprietary chain design and flights for the NGS 2B gathering conveyor; new chain and flights are currently in use on the 1A, 1B and 2A gathering conveyors.

UCC is the Original Equipment Manufacturer for the chain, flights and conveyors. After upgrade, 2B conveyor will match the other conveyors and enable a smaller parts inventory.

3. **Certification:**

I the undersigned certify that to the best of my knowledge, no JEA employee has, either directly or indirectly, a financial interest in this Single Source Emergency Procurement, and

I the undersigned certify that this procurement meets the requirements of a (choose one of the following):

☒ **Single Source Procurement.** Please state which subsection of Section 3-112 above applies to this Single Source Procurement: 3-112(b)

OR

☐ **Emergency Procurement** - Please state which subsection of Section 3-113 above applies to this Emergency Procurement: _____



Signature of JEA Business Unit Manager

2/24/25

Date

David Bruc

Name of JEA Business Unit Manager

This certification shall be attached to the Purchase Order when it is routed for approval. A Single Source or Emergency Procurement shall be reported to the JEA Board in accordance with Section 1-110 of the JEA Procurement Code.



Formal Bid and Award System

Award #7 March 23, 2023

Type of Award Request: CONTRACT EXTENSION - RATIFICATION
Requestor Name: Hightower, Justin
Requestor Phone: (904) 665-8357
Project Title: JEA Tire Maintenance and Repair Services
Project Numbers: Various
Project Location: JEA
Funds: O&M
Budget Estimate: \$630,928.24

Scope of Work:

The purpose of this contract extension is to extend the term of the existing contract to September 4, 2023, and to increase the award amount of the contract. The primary purpose of the this contract is to provide tire maintenance and repairs services to JEA Fleet. Services performed under this scope are used for the purchase of new tires, preventative maintenance, corrective maintenance, yard checks, and road calls to support JEA operations.

JEA IFB/RFP/State/City/GSA#: 018-20
Purchasing Agent: Bayouth, Eddie
Is this a Ratification?: YES/\$102,164.13

RECOMMENDED AWARDEE(S):

Name	Contact Name	Email	Address	Change Amount	Total Contract Amount
DAVIS TIRE CENTER, INC.	Becky Davis	becky@davistirecenter.com	5971 West Beaver Street, Jacksonville, FL 32254	\$630,928.24	\$2,134,877.26

Amount of Original Award: \$1,101,837.50
Date of Original Award: 04/16/2020
Contract Increase Amount: \$630,928.24
New Not-to-Exceed Amount: \$2,134,877.26

List of Previous Change Orders/ Renewals:

Name	Original Award	Contract Increase	Contract Extension	Total Contract Amount
DATE	04/16/2020	09/15/2022	03/23/2023	03/23/2023
DAVIS TIRE CENTER, INC.	\$1,101,837.50	\$402,111.52	\$630,928.24	\$2,134,877.26

Length of Contract/PO Term: Three (3) Years
Begin Date (mm/dd/yyyy): 06/05/2020
End Date (mm/dd/yyyy): 09/04/2023

Renewal Options: None
JSEB Requirement: N/A – No JSEBs available

Background/Recommendations:

Originally bid and approved by the Awards Committee on 04/16/2020. The award amount was increased on 09/15/2022 to expand the cap through the original term and was forecast using the past twelve month average spend, anticipating a new contract would be in place by end of term. The pricing structure of the solicitation and subsequent award is based on a percentage discount on tires using FSA, GSA, and Sourcewell agreements. Services provided by the vendor were competitively bid based on pre-established required services and a time and material quote for adhoc services. The service portion of the award was based on projected usage and it was anticipated that those services could fluctuate depending on actual usage of the vehicle, future fleet purchases and retirements, the severity and frequency of repairs, the price of tires, along with fleet plans, as part of JEA growth.

This request is to extend the end date of the contract to 09/04/2023, to allow Fleet and Procurement additional time to adequately prepare the new solicitation documents. The requested increase of \$630,928.24 is to cover projected expenditures through the extension, and is based on the average spend for the last three (3) months of the contract. The reason for the increase is attributed primarily to increased tire costs due to supply chain challenges and increased consumption of tires. There has been a significant decrease in the availability of FSA (Florida Sheriffs Association) piggyback contract priced tires, which has prompted JEA to pay more for tires that fall outside of the agreed upon discounted tires. Additionally, over the past two years, JEA has seen a 27% increase in the cost of tires tied directly to those Published Fleet/Government/Utilities Pricing Agreements. The increase in volume is due to the requests for field service and after-hours calls exceeding the original estimated quantities by more than one hundred calls annually. The more recent increase in quantities of tires purchased can be attributed to increased yard inspections, pre-trip detailed inspections, and the increase in the frequencies of inspections of trailers from once a year to twice annually due to recent safety issues. As inspections increase, tire issues are identified before failure. Lastly, JEA has had to extend the life of many of its vehicles due to delays in getting new vehicles, which equates to additional tire changes that were not included in the original projections.

Request approval for a contract extension to Davis Tire Center, Inc. to provide Tire Maintenance and Repair Services for an additional three (3) months and increase the contract amount by \$630,928.24, for a new not-to-exceed amount of \$2,134,877.26, subject to the availability of lawfully appropriated funds.

Manager: Hightower, Justin - Manager, Fleet Services & Business Operations
Director: Brunell, Baley – Director, Facilities and Fleet Services
VP: McElroy, Alan - VP of Supply Chain and Operations Support

APPROVALS:

Chairman, Awards Committee

Date

Budget Representative

Date

Davis Tire Award Increase Analysis March 2023

Original Award Date	5/4/2020
Original Expiration Date	5/3/2023
Davis Tire Expiration at Award Increase	6/4/2023
Original Award Amount	\$ 1,101,837.50
Award Increase 9/15/22	\$ 402,111.52
Revised Contract NTE	\$ 1,503,949.02

Current Contract Spend (Committed) through 3/13/2023	
Contract Spend thru 3/13/2023	\$ 1,606,113.15

Projected Contract Spend through 9/4/23 Based on Oracle calendar year spends	
Contract Increase supporting expenditures through 3/13/23	\$ 102,164.13
Contract Increase amount through 9/4/23	\$ 528,764.11
Award Amount	\$ 630,928.24
New NTE through 9/4/23	\$ 2,134,877.26

Projections based on current Oracle expenditures														Total Count of Release	Total Sum of Amount	
Column Labels			2020		2021		2022		2023		2023					
Row Labels	Quarters	Order Date	Approved Count of Release	Approved Sum of Amount	Approved Count of Release	Approved Sum of Amount	Approved Count of Release	Approved Sum of Amount	Approved Count of Release	Approved Sum of Amount	Incomplete Count of Release	Incomplete Sum of Amount				
DAVIS TIRE CENTER INC	Qtr1	Jan			88	\$36,435.39			59	\$25,451.68	129	\$93,253.88		276	\$155,140.95	
DAVIS TIRE CENTER INC	Qtr1	Feb			79	\$31,463.98			31	\$15,400.23	75	\$24,895.41	70	\$55,910.48	255	\$127,670.10
DAVIS TIRE CENTER INC	Qtr1	Mar			142	\$56,376.08			114	\$42,651.98	26	\$15,395.11	53	\$30,863.50	335	\$145,286.67
DAVIS TIRE CENTER INC	Qtr2	Apr			92	\$33,055.15			189	\$87,584.60					281	\$120,639.75
DAVIS TIRE CENTER INC	Qtr2	May			115	\$44,336.51			106	\$52,868.20					221	\$97,204.71
DAVIS TIRE CENTER INC	Qtr2	Jun		14	111	\$33,722.02		73	\$44,753.21					198	\$80,755.28	
DAVIS TIRE CENTER INC	Qtr3	Jul	129	\$38,579.00	79	\$26,339.39		139	\$80,055.99					347	\$144,974.38	
DAVIS TIRE CENTER INC	Qtr3	Aug	40	\$14,029.37	113	\$38,717.02		93	\$33,357.37					246	\$86,103.76	
DAVIS TIRE CENTER INC	Qtr3	Sep	112	\$48,502.51	101	\$38,271.83		185	\$115,778.50					398	\$202,552.84	
DAVIS TIRE CENTER INC	Qtr4	Oct	203	\$72,915.03	82	\$26,641.75		48	\$24,486.35					333	\$124,043.13	
DAVIS TIRE CENTER INC	Qtr4	Nov	86	\$36,980.41	112	\$42,777.88		114	\$67,335.86					312	\$147,094.15	
DAVIS TIRE CENTER INC	Qtr4	Dec	132	\$56,810.21	115	\$50,907.61		137	\$66,929.61					384	\$174,647.43	
Grand Total			716	\$270,096.58	1229	\$459,044.61	1288	\$656,653.58	230	\$133,544.40	123	\$86,773.98		3586	\$1,606,113.15	

Average Release Amount
\$
447.88

Average Monthly
\$
43,408.46

Releases Jan - Dec YOY	Monthly Average Spend	YOY Montly Avg Variance	Average Invoice Amount	Average Invoice YOY % Increase	Projection thru 9/4/23 (*6 mo.)
2020	\$ 45,016.10		\$ 377.23		
2021	\$ 38,253.72	-15.02%	\$ 373.51	-1%	
2022	\$ 54,721.13	43.05%	\$ 509.82	36%	
2023	\$ 88,127.35	61%	\$ 626.68	23%	\$ 528,764.11

* Note: Projected at 6 months, rather than 5.5 to allow for potential increased volumes during Hurricane Season if we provide Mutual Aid support which historically results in additional tire replacements and repairs.



Formal Bid and Award System

Award #8 March 23, 2023

Type of Award Request: CONTRACT AMMENDMENT - PIGGYBACK - FLORIDA SHERIFF'S ASSOCIATION (FSA)
Requestor Name: Hightower, Justin
Requestor Phone: (904) 665-8357
Project Title: John Deere Heavy Equipment Purchase
FY23 Project Numbers: Water Replacement Project (8008028)
Project Location: JEA
Funds: Capital
Budget Estimate: \$801,761.00

Scope of Work:

The purpose of this contract amendment is to purchase two (2) additional John Deere 544P wheel loaders and one (1) John Deere 300P hydraulic excavator for FY23 Fleet capital requirements for the Water department. The purpose of the original piggyback was to solicit pricing for John Deere Heavy Equipment for the purchase of seven (7) John Deere 544P wheel loaders and one (1) John Deere 210GLC hydraulic excavator for FY23 JEA's fleet capital requirements for the Water and Electric departments.

JEA IFB/RFP/State/City/GSA#: FSA Contracts: FSA20-VEH 18.0 & FSA20-EQU 18.0
Purchasing Agent: Bayouth, Eddie
Is this a Ratification?: NO

RECOMMENDED AWARDEE(S):

Name	Contact Name	Email	Telephone	Address	Change Amount
DOBBS EQUIPMENT LLC	Ace Waters	awaters@beardequipment.com	(912) 217-1968	2710 Falkenburg Rd. Riverview, FL 33578	\$801,761.00

Original Award Amount: \$1,908,435.00
Date of Original Award: 09/08/2022
Contract Increase Amount: \$801,761.00
New Not-to-Exceed Amount: \$2,710,196.00
Begin Date (mm/dd/yyyy): 09/08/2022
End Date (mm/dd/yyyy): Project Completion (July 2023 Estimate)
JSEB Requirement: N/A – No JSEBs available

Background/Recommendations:

Because of delays in delivery of vehicles, Fleet is bringing the purchase of some of its FY24 assets forward to FY23 to utilize FY23 funds. The Water department has requirements for two (2) additional John Deere 544P wheel loaders and one (1) John Deere 300P excavator. When JEA contacted Dobbs Equipment LLC, the Florida Sheriffs Association (FSA) awardee, the vendor informed JEA that they had allocations available for two (2) JD 544P wheeled loaders and one (1) JD 300P excavator that that would be available for delivery in July. The vendor committed to honor the pricing provided to JEA in September for the wheeled loaders and would honor FSA discount for the excavator. Additionally, bringing this purchase to FY23 provides JEA with a cost avoidance of the forecasted price increase that would impact JEA if purchased for FY24.

Water/Wastewater Reuse Delivery and Collection has approximately 80 apprentices that rotate crews regularly. By continuing to have these type of John Deere assets in the fleet, JEA is facilitating consistency and familiarity with controls and operation, allowing for a safer work environment and consistent training for these teams.

Dobbs Equipment LLC is the winner of the FSA contract, but they are not a dealer for Northeast Florida. Beard Equipment is the local Deere heavy equipment dealer for Northeast Florida. Our purchase will be made with Dobbs Equipment LLC through a collaboration with Beard Equipment. Dobbs Equipment LLC will process the quote, invoice, etc. while Beard Equipment will handle all service and warranty support.

Request approval to award a contract increase to Dobbs Equipment LLC. for the purchase of additional John Deere Heavy Equipment in FY23 in the amount of \$801,761.00, for a new not-to-exceed amount of \$2,710,196.00, subject to the availability of lawfully appropriated funds.

Manager: Hightower, Justin - Manager, Fleet Services & Business Operations

Director: Brunell, Baley – Director, Facilities and Fleet Services

VP: McElroy, Alan - VP of Supply Chain and Operations Support

APPROVALS:

Chairman, Awards Committee**Date**

Budget Representative**Date**

Dobbs Equipment LLC

2710 Falkenburg Rd. Riverview, FL 33578

**FLORIDA SHERIFFS ASSOCIATION
FLORIDA ASSOCIATION OF COUNTIES
Heavy Equipment
Contract Number FSA20-EQU 18.0**

Date 2-27-2023

Page 1 of 1

Requesting Agency JEA Fleet Services
Address 21 West Church Street Jacksonville, FL 32202
Contact Person Christi Oca
FSA Specification #82, Hydraulic Excavator- 79,550 lbs. operating weight

Model John Deere 350GLC.....**Base Price \$ Discontinued**

Base Options

2023 Year Make
Turbo Diesel engine 271 HP
Factory Cab
16'3" track length
Work Lights
60" HD bucket
FOB Jacksonville, FL
12 month full machine warranty
12 month free travel time and mileage for warrantable repairs

Stated Options from Contract

Order Code	Description	Option Price
------------	-------------	--------------

Non-Stated Options from MRP

Order Code	Description	Option Price
JD 300P	300P.....List \$402,709	Less 25%.....\$ 302,031
6717	12'4" arm.....List \$ 4,511	Less 25%.....\$ 3,383
7816	54" bucket.....List \$ 16,150	Less 25%.....\$ 12,112
1101	Camera Array.....List \$ 4,497	Less 25%.....\$ 3,372
0603	Deluxe LED Lights.....List \$ 4,515	Less 25%.....\$ 3,386
24 Comp	24-month 3000-hour	
	Full Warranty.....List \$ 2,620	Less 25%.....\$ 1,965

Base, Stated and Non-Stated Options\$ 326,249

Total Purchase Price.....\$ 326,249



Ace Waters, Salesman Cell 912-217-1968 awaters@beardequipment.com



Formal Bid and Award System

Award #9 March 23, 2023

Type of Award Request: PIGGYBACK - FLORIDA SHERIFF'S ASSOCIATION (FSA)
Requestor Name: Hightower, Justin, Manager, Fleet Services & Business Operations
Requestor Phone: (904) 665-8357
Project Title: FY23 Trailer Purchase
FY23 Project Numbers: 8008221 (Electric Replacement), 8008222 (Electric Expansion), 8008028 (Water Replacement), 8008038 (Water Expansion)
Project Location: JEA
Funds: Capital
Business Unit Estimate: \$720,000.00

Scope of Work:

The purpose of this Piggyback is to solicit pricing for the purchase of sixteen (16) trailers for FY23 JEA's fleet capital requirements for replacement and for expansion for the Electric and Water departments as follows:

- Electric Replacement 6
- Electric Expansion 2
- Water Replacement 1
- Water Expansion 7

JEA IFB/RFP/State/City/GSA#: FSA Contract # FSA20-EQU18.0
Purchasing Agent: Bayouth, Eddie
Is this a Ratification?: NO

RECOMMENDED AWARDEE(S):

Name	Contact Name	Email	Address	Telephone	Award Amount
TEXAS TRAILERS	Rick Croft	rick@texastrailersfl.com	320845601 NW 13th St. Gainesville, FL 32653	352-378-4756	\$603,831.00

Amount for entire term of Contract/PO: \$603,831.00
Award Amount for remainder of this FY: \$603,831.00
Length of Contract/PO Term: Project Completion
Begin Date (mm/dd/yyyy): 03/23/2023
End Date (mm/dd/yyyy): Project Completion (September 2023 Estimate)
JSEB Requirement: N/A – No JSEBs available

Background/Recommendations:

This request is to seek approval to Piggyback off the Florida Sheriff's Association (FSA) Contract #FSA20-EQU18.0 for the purchase of these sixteen (16) trailers. The decision to piggyback is based off engagement to other local trailer vendors over the last couple of years to gauge interest and ability in bidding on JEA trailers; however, when it comes to making modifications/customizations to the trailers there has not been interests at this time. Texas Trailers has continued to be the only vendor willing to provide a turnkey solution for JEA. They know our basic upfits (trailer plug, decal installation, registration canister, etc.), understand the quality JEA expects, works with Fleet to incorporate the changes/updates we need for the trailers, and can do all the work in house which greatly benefits JEA. They use the FSA pricing for the trailers and then customize and add our modifications per our technical specifications. Additionally, they have also been very responsive to any issues with their trailers and have quickly addressed any concerns JEA has had including root cause analysis and product redesigns to avoid similar issues from happening.

Overall, the trailers have trended less than the business estimate with some being less than last purchase. JEA only saw minimal units exceeding the business estimate and supports the decision to utilize the FSA piggyback option.

Request approval to award a piggyback contract to Texas Trailers for the purchase of sixteen (16) trailers for FY23 in the amount of \$603,831.00, subject to the availability of lawfully appropriated funds.

Manager: Hightower, Justin - Manager, Fleet Services & Business Operations

Director: Brunell, Baley – Director, Facilities and Fleet Services

VP: McElroy, Alan - VP of Supply Chain and Operations Support

APPROVALS:

Chairman, Awards Committee	Date
-----------------------------------	-------------

Budget Representative	Date
------------------------------	-------------

DESCRIPTION	CLASS CODE	UPFIT OPTION	QUANTITY	UNIT COST	TOTAL COST	FY23 BUDGET / UNIT	DIFFERENCE	FY22 PREVIOUS PRICING*	% increase
TRAILER ENCLOSED CARGO GAS PURIFYING	409	7X14	1	\$ 20,154.00	\$ 20,154.00	\$ 45,000.00		\$ -	
TRAILER ENCLOSED CARGO	409	7X28	1	\$ 27,154.00	\$ 27,154.00	\$ 45,000.00		\$ -	
TRAILER MATERIAL CARGO REEL 8 T AIR BRA	410		4	\$ 39,730.00	\$ 158,920.00	\$ 45,000.00	13%	\$ 39,775.00	-0.11%
TRAILER EQUIPMENT 20 T	412		6	\$ 46,150.00	\$ 276,900.00	\$ 45,000.00	-2%	\$ 40,004.00	15.36%
TRAILER EQUIPMENT 20 T HYD RAMPS	412	HYD RAMPS	1	\$ 50,260.00	\$ 50,260.00	\$ 45,000.00			
TRAILER DUMP 9 T 7 CYD	410	D	3	\$ 23,481.00	\$ 70,443.00	\$ 45,000.00	92%	\$ 18,975.00	23.75%
GRAND TOTAL			16		\$ 603,831.00				

	Actual Cost	Asset Count	Budget Amount
Electric Replacement	\$ 206,228.00	6	\$ 270,000.00
Electric Expansion	\$ 69,631.00	2	\$ 90,000.00
Water Replacement	\$ 50,260.00	1	\$ 45,000.00
Water Expansion	\$ 277,712.00	7	\$ 315,000.00
Total	\$ 603,831.00	16	\$ 720,000.00



Formal Bid and Award System

Award #10 March 23, 2023

Type of Award Request: CONTRACT INCREASE
Request #: 731
Requestor Name: Robiou, Leandro A.
Requestor Phone: (904) 233-5191
Project Title: McCoy's Creek Bridge Replacement - Cherokee St. to St. Johns River
Project Number: 8007530W & 8007531S
Project Location: JEA
Funds: Capital
Business Unit Estimate: \$1,078,643.00

Scope of Work:

Request construction funding for utility relocation on the McCoy's Creek Bridge replacement project. COJ is replacing the King St. bridge earlier than anticipated. The water main and gravity sewer on the current bridge need to be moved to prevent any delays. The contractor has provided a guaranteed maximum price (GMP) price for the early work.

JEA IFB/RFP/State/City/GSA#: COJ Contract 1495281
Purchasing Agent: King, David
Is this a Ratification?: NO

RECOMMENDED AWARDEE(S):

Name	Contact Name	Email	Address	Phone	Amount
HAL JONES CONTRACTOR (A DIVISION OF IVECELLIO & IGROGAN, INC.)	Gabe Wachter	gabe.wachter @haljonesvg.com	720 Talleyrand Avenue, Jacksonville, FL, 32202	(904) 355-5885	\$1,144,351.00

Amount of Original Award: \$331,438.00
Date of Original Award: 05/12/2022
Change Order Amount: \$1,144,351.00
New Not-To-Exceed Amount: \$1,475,789.00
Length of Contract/PO Term: Project Completion
Begin Date: 05/12/2022
End Date: Project Completion (Expected: December 2025)
JSEB Requirement: Optional – COJ Joint Project
Notes on JSEB Requirement:
JSEB participation is optional under the terms of the COJ solicitation.

Background/Recommendations:

Originally approved by Awards Committee on 05/12/2022 in the amount of \$331,438.00, to Hal Jones Contractor. A copy of the award is attached for reference.

This contract increase includes the final design and construction services for the project. This includes installing 960 feet of 10" gravity sewer mains with manholes and reroute the flow away from King St., and installing 515 feet of water main, 400 feet via 10" HDPE horizontal drill under the new creek widening and grade. Additionally, over 200 feet in water main sizes 2", 6" and 8" for connections to existing mains and relocations to avoid conflicts will be completed, and old sewer manholes will be removed. Old gravity and water mains will be removed or abandoned by grout fill.

Request approval to award a contract increase to Hal Jones Contractor for additional engineering and construction services for the McCoy's Creek Utility Relocation project in the amount of \$1,144,351.00, for a new not to exceed amount of \$1,475,789.00, subject to the availability of lawfully appropriated funds.

Senior Manager: Sulayman, Mickhael S. - Senior Manager Project Management
Director: Conner, Sean M. – Dir. W/WW Project Engineering & Construction
VP: Melendez, Pedro A.- VP Planning Engineering & Construction

APPROVALS:

Chairman, Awards Committee	Date
-----------------------------------	-------------

Budget Representative	Date
------------------------------	-------------



Formal Bid and Award System

Award #7 May 12, 2022

Type of Award Request: JOINT PROJECT

Requestor Name: Sulayman, Mickhael

Requestor Phone: (904) 665-8713

Project Title: McCoy's Creek Utility Relocation - DB - JP with COJ

Project Numbers: 8007530W, 8007531S

Project Location: JEA

Funds: Capital

Budget Estimate: \$340,000.00

Scope of Work:

Engineering design to remove the existing water mains and sewer mains from King St. and Stockton St. bridges across McCoy's Creek. Engineering design to replace the existing water mains, gravity sewers and construct a new sanitary sewage pump station and force main from the north side to the south side of McCoy's Creek at Stockton Street.

JEA IFB/RFP/State/City/GSA#: COJ RFQ CBD-0050-21; COJ Contract 1495281

Purchasing Agent: Kruck, Daniel R.

Is this a Ratification?: NO

RECOMMENDED AWARD.EE(S):

Name	Contact Name	Email	Address	Phone	Amount
HAL JONES CONTRACTOR (A DIVISION OF VECCELLIO & GROGAN, INC.)	Gregory Bedenbaugh	greg.bedenbaugh@haljonesvg.com	720 Talleyrand Avenue, Jacksonville, FL 32202	(904) 355-5885	\$331,438.00

Amount for entire term of Contract/PO: \$331,438.00

Award Amount for remainder of this FY: \$220,000.00

Length of Contract/PO Term: Project Completion

Begin Date: 05/19/2022

End Date: Project Completion (Expected: December 2022)

JSEB Requirement: Optional – COJ Joint Project

Notes on JSEB Requirement:

JSEB participation is optional under the terms of the COJ solicitation.

BIDDER:

Name	Amount
HAL JONES CONTRACTOR (a division of Vecellio & Grogan, Inc.)	\$331,438.00

Background/Recommendations:

The City of Jacksonville issued a design-build solicitation to build two bridges in the McCoy Creek area, and this solicitation included a JEA utility relocation project. The City evaluated the submitted responses and selected Hal Jones Contractor as the most qualified to perform the work. The City entered into a contract with Hal Jones Contractor on 04/14/2022.

JEA and the contractor successfully completed negotiations for design of the JEA portion of the work up to the 90% design process. The fee for this work is approximately 2.5% below the estimate and deemed reasonable. As the design progress, increases to the contract for construction will be brought before the Awards Committee for approval.

Request approval to award Hal Jones Contractor a contract for pre-construction and engineering services for the McCoy's Creek Utility Relocation project in the amount of \$331,438.00, subject to the availability of lawfully appropriated funds.

Director: Conner, Sean M. - Dir W/WW Project Engineering & Construction

VP: Vu, Hai X. - VP Water Wastewater Systems

APPROVALS:

Stephen Datz 5-12-22

Chairman, Awards Committee

Date

Laure A Whitmer 5/12/22

Budget Representative

Date



CGC1527871

HAL JONES CONTRACTOR
A DIVISION OF VECELLIO & GROGAN, INC.

720 Talleyrand Avenue
Jacksonville, FL 32202
P.O. Box 3257 Jacksonville, FL 32206

Greg Bedenbaugh
Division President

Phone 904-355-5885
Facsimile 904-355-7648
website vecelliogrogan.com

December 10, 2021

Mr. Mickhael Sulayman, PE
Manager - Joint Agency Projects
W/WW Project Engineering & Construction
21 West Church Street, T-4
Jacksonville, FL 32202

Re: McCoy's Creek Bridge Mitigation Improvements - JEA Scope Proposal
COJ RFQ CBD-0050-21

Dear Mickhael:

Hal Jones Contractor – A Division of Vecellio & Grogan, Inc. (HJC) is pleased to submit for your review and consideration this proposal to complete the 90% design for the JEA scope items on this project. Please refer to the attached documents and schedule for further details.

<u>Fee Summary</u>	
HJC Pre-Construction Activities	\$ 12,910.00
GAI 90% Design Fee Proposal	\$288,397.00
<u>Design Build Fee 10%</u>	<u>\$ 30,130.70</u>
Total for Proposal	\$331,437.70

Thank you for the opportunity to provide this proposal. Please contact me with any questions.

Sincerely,

HAL JONES CONTRACTOR
A DIVISION OF VECELLIO & GROGAN, INC.

Gregory A. Bedenbaugh
Division President



HAL JONES CONTRACTOR
A DIVISION OF VECELLIO & GROGAN, INC.

CGC1527871

720 Talleyrand Avenue
Jacksonville, FL 32202
P.O. Box 3257 Jacksonville, FL 32206

Greg Bedenbaugh
Division President

Phone 904-355-5885
Facsimile 904-355-7648
website vecelliogrogan.com

February 24, 2023

Mr. Leo Robiou
Project Manager – Joint Agency Projects
21 West Church Street, T-3
Jacksonville, FL 32202

Re: McCoy's Creek Bridge Mitigation Improvements – JEA Early Work Proposal r4

Dear Leo,

Hal Jones Contractor – A Division of Vecellio & Grogan, Inc. (HJC) is pleased to submit for your review and consideration this revised GMP proposal to complete the early work identified in GAI's plan set dated 02-15-2023. Please refer to the attached pricing and plan set for detail.

- Pricing applies to only those items on the attached Schedule of Values.
- Price includes installation of erosion control items one time only. SWPPP maintenance and reporting shall be performed while active on site only.
- Maintenance of Traffic signs and barricades provided for this work only. Signs and barricades will be removed upon completion of this scope of work.
- Price based on using standard precast concrete sewer manholes manufactured with Type II cement. Polymer concrete manholes are not included in this proposal.
- Pricing does not include handling and/or disposal of contaminated or hazardous materials or contaminated or hazardous dewatering discharge water.
- Fuel prices are highly volatile at this time. The cost of fuel is a major contributor to heavy equipment operating cost. Proposed prices submitted today may require adjustment at time of construction due to increases in fuel cost between the time of bid and the start of work.
- Material pricing and availability are very volatile at this time. Material price increases will be passed on to JEA. No markup will be added. Further, material shortages have the potential to impact project scheduling. HJC will not be responsible for schedule delays or price changes that result from material shortages.
- Work will be in accordance with City of Jacksonville and JEA Standards.
- All JEA permits will be by JEA.
- Price based on a mutually agreeable schedule and contract terms.
- Price valid for 30 days from date of proposal.
- The qualifications listed in this proposal shall be made part of the contract.

Thank you for the opportunity to provide this proposal. Please contact me with any questions.

Sincerely,

HAL JONES CONTRACTOR
A DIVISION OF VECELLIO & GROGAN, INC.

Gabe Wachter
Project Manager

Description	Unit	Qty.	Unit Price	Total Price
General Conditions				
Direct Labor - HJC	LS	1	19,139.00	19,139.00
General Conditions - JBCCI	LS	1	99,508.00	99,508.00
Erosion Control	LS	1	3,557.40	3,557.40
Maintenance Of Traffic	LS	1	21,280.60	21,280.60
General Conditions Total				143,485.00
Demolition & Restoration				
Demo 2" Water Main	LF	80	35.20	2,816.00
Demo 6" Water Main	LF	193	36.30	7,005.90
Cut & Cap 6" Water Main	EA	2	738.10	1,476.20
Remove 8" Gravity Sewer	LF	21	37.40	785.40
Plug 10" Gravity Sewer	EA	1	713.90	713.90
Grout Fill 8" Gravity Sewer	LF	86	44.00	3,784.00
Grout Fill 6 Gravity Sewer	LF	63	44.00	2,772.00
Remove Sanitary Manhole	EA	2	1,577.40	3,154.80
Remove & Relocate 6' CLF W/Gate	LF	170	62.70	10,659.00
Remove & Replace 6' CLF W/3 Strand	LF	40	59.40	2,376.00
Asphalt Pavement Remove & Repair	SY	155	154.00	23,870.00
Conc Pavement Remove & Repair	SY	105	140.80	14,784.00
Conc Sidewalk Remove & Repair	SY	42	126.50	5,313.00
Ditch Regrading	LF	245	12.65	3,099.25
Grassing	SY	1010	8.80	8,888.00
Demolition & Restoration Total				91,497.45
Gravity Sewer				
10" DR26 Gravity Sewer 0'-6' Depth	LF	962	214.50	206,349.00
Sewer Bypass Pumping	LS	1	6,571.00	6,571.00
Sewer Manhole 0'-4' Depth	EA	4	7,229.20	28,916.80
Sewer Manhole 4'-6' Depth	EA	4	11,346.50	45,386.00
Manhole Tie In & Liner Repair	EA	1	11,766.70	11,766.70
Gravity Sewer Total				298,989.50
Creek Crossing - Directional Drill				
10" HDPE Directional Drill	LF	397	257.70	102,306.90
10" x 8" MJ Reducer	EA	2	693.00	1,386.00
8" DIP Water Main	LF	280	270.60	75,768.00
8" Gate Valve	EA	2	2,957.90	5,915.80
8" MJ 45 Bend	EA	8	788.70	6,309.60
8" MJ 90 Bend	EA	1	883.30	883.30
8" x 6" MJ Reducer	EA	2	683.10	1,366.20
8" x 6" MJ Tee	EA	2	1,125.30	2,250.60
6" DIP Water Main	LF	27	475.20	12,830.40
6" Gate Valve	EA	1	1,834.80	1,834.80
6" x 6" MJ Tee - Tie to Ex Pipe	EA	2	4,983.00	9,966.00
6" Bell Restraint Ex Pipe	EA	6	1,200.10	7,200.60
Thrust Block	EA	2	1,565.30	3,130.60
Fire Hydrant	EA	1	6,568.10	6,568.10
Sample Tap	EA	2	513.70	1,027.40
Creek Crossing - Directional Drill Total				238,744.30

Water Main At Heywood Dowling				
2" Poly Water Main	LF	100	139.70	13,970.00
2" Tap Saddle	EA	1	2,552.00	2,552.00
2" Gate Valve	EA	1	1,104.40	1,104.40
2" Cut & Cap Ex Water Main	EA	1	561.00	561.00
6" DR18 PVC Water Main	LF	120	187.00	22,440.00
6" Gate Valve	EA	3	1,834.80	5,504.40
6" x 6" MJ Tee	EA	1	4,983.00	4,983.00
Fire Hydrant	EA	1	6,528.50	6,528.50
6" MJ 11.25 Bend	EA	3	616.00	1,848.00
6" MJ 45 Bend	EA	1	621.50	621.50
6" Bell Restraint Ex Pipe	EA	3	1,200.10	3,600.30
Sample Tap	EA	2	513.70	1,027.40
Water Main At Heywood Dowling Total				64,740.50
R & R Pipe Trench Unsuitable				
R & R Pipe Trench Unsuitable	CY	2,075	40.00	83,000.00
R & R Pipe Trench Unsuitable Total				83,000.00
HJC Fee 7.5%				74,631.00
Base Bid Price				995,088.00
15% Contingency				149,263.00
Total Price				1,144,351.00

McCOY'S CREEK BRIDGE MITIGATION IMPROVEMENTS
EARLY WORK COMPONENT PLAN SET #1
KING STREET WATER AND SEWER
CONSTRUCTION PLANS



VICINITY MAP
1 INCH = 1 MILE

90% SUBMITTAL

PLAN APPROVAL

_____	_____
Date	Development Services Division (Chief)
_____	_____
Date	Review Group (Reviewer)

Plan approval is valid for five years after the initial approval date. Revisions made after the initial approval date do not extend this five-year time frame.

THIS ITEM HAS BEEN DIGITALLY
SIGNED AND SEALED BY:

PRINTED COPIES OF THIS DOCUMENT ARE
NOT CONSIDERED SIGNED AND SEALED.
THE SIGNATURE MUST BE VERIFIED
IN THE ELECTRONIC DOCUMENTS.

GAI CONSULTANTS
12574 Flagler Center Blvd., Suite 202
JACKSONVILLE, FL 32258
RONALD F. HOOGLAND, P.E. NO. 45247

THE ABOVE NAMED PROFESSIONAL ENGINEER SHALL BE RESPONSIBLE FOR THE
FOLLOWING SHEETS IN ACCORDANCE WITH RULE 61G15-23.0 04, F.A.C.

GENERAL PROJECT INFORMATION

GENERAL	
City Development Number	_____
Concurrency Application Number	_____
Property Appraiser Number (RE #)	_____
Zoning Designation	_____
Zoning Application(s) (If any)	_____
PUD Ordinance Number	_____
FIRM – Community – Panel	_____
Flood Zones (Show in Plans)	_____
Base Flood Elev. (Show in Plans)	_____
Vertical Datum Used for Project	_____
JEA Availability Number	_____
SUBDIVISION	
PSD Number	_____
City or Private Inspection	_____
Public or Private Roads	_____
Subdivision ("911") Disk Provided?	_____
NON-SUBDIVISION	
North American Industry	_____
Classification System (NAICS)	_____
Impervious Area (Sq. Ft.)	_____

 **gai consultants**
12574 Flagler Center Blvd., Suite 202
Jacksonville, Florida 32258
904-363-1110

EB9951





gai consultants
12574 Flagler Center Blvd., Suite 202
Jacksonville, Florida 32258
904-363-1110

NO.	BY	DATE	REVISIONS
1			
2			
3			
4			
5			
6			

DESIGN ENGINEER RONALD F. HOOGLAND FLORIDA REGISTRATION NO. 45247	DESIGNER: JM DRAWN BY: JM DATE: 2/15/23 CHECKED BY: MB DATE: 2/15/23
--	--

COVER SHEET

PROJ. NO. _____
DATE: 2/17/2023
SCALE: AS NOTED

NO. SHEETS
21

SHEET NO.
1

DRAWING NO.
C-1

THE OFFICIAL RECORD OF THIS SHEET IS THE ELECTRONIC FILE DIGITALLY SIGNED AND SEALED UNDER RULE 61G15-23.004, F.A.C.

NOT APPLICABLE
APPLICABLE

- ☐ ☒
1. ALL ELEVATIONS ARE BASED ON U.S.C.&G.S. DATUM AND SHOWN IN FEET.
- ☒ ☐
2. ELEVATIONS ARE BASED ON N.G.V.D., 1929.
- ☐ ☒
3. LOCATION OF EXISTING UTILITIES OBTAINED BY SOFT DIG LOCATES WHERE SHOWN ON PLANS, OR INCLUDED WITH BID SPECS.
- ☐ ☒
4. EXISTING WATER AND SEWER LINES ARE SHOWN AS PER FIELD LOCATES AND SUBDIVISION AS-BUILT PLANS.
- ☒ ☐
5. UNDERGROUND UTILITIES WERE LOCATED UTILIZING GROUND PENETRATING RADAR (GPR) AND A DIGITAL LOCATOR, CONTRACTOR SHALL BE AWARE THAT IN SOME CASES UTILITIES HAVE BEEN LOCATED, AND SURVEY HAS BEEN COMPLETED ONLY ON ONE SIDE OF THE ROAD.
- ☐ ☒
6. ALL PIPE LENGTHS SHOWN ON PLAN AND PROFILES ARE FROM CENTER TO CENTER OF MANHOLES, CATCH BASINS, INLETS ETC, OR ALONG THE CENTER LINE OF FORCE MAINS AND WATER MAINS.
- ☐ ☒
7. INVERT ELEVATIONS SHOWN ON DRAWINGS REFER TO THE CENTERLINE OF MANHOLES, UNLESS OTHERWISE INDICATED.
- ☐ ☒
8. THE LOCATION OF ALL EXISTING SEWER AND WATER SERVICE LINES MAY NOT BE INDICATED ON THESE PLANS. THE LOCATION OF NEW SERVICES SHALL BE VERIFIED IN THE FIELD.
- ☐ ☒
9. BENCHMARK DATA: SEE ROADWAY PLANS NAVD 1988

PERMIT REQUIREMENTS (NOT ALL INCLUSIVE):

- ☐ ☒
1. CONTRACTOR TO OBTAIN ALL REQUIRED RIGHT-OF-WAY PERMITS.
- ☐ ☒
2. CONTRACTOR SHALL NOT OPEN CUT STREETS IN THE PROJECT AREA UNLESS SPECIFICALLY SHOWN ON PLANS
- ☐ ☒
3. THE CONTRACTOR IS RESPONSIBLE FOR OBTAINING A CONSUMPTIVE USE PERMIT (C.U.P.) THROUGH THE ST. JOHNS WATER MANAGEMENT DISTRICT SHOULD DEWATERING ACTIVITIES BE REQUIRED.
- ☐ ☒
4. THE DEPARTMENT OF TRANSPORTATION, RAILROAD COMPANIES AND C.O.J. ARE TO BE NOTIFIED IN ADVANCE OF CONSTRUCTION PER THEIR RESPECTIVE PERMIT CONDITIONS.
- ☐ ☒
5. ALL WORK SHALL BE IN ACCORDANCE WITH BID DOCUMENTS, JEA WATER AND SEWER STANDARDS, DETAILS AND MATERIALS MANUAL (REVISED JANUARY 1, 2021), AND CITY OF JACKSONVILLE STANDARD SPECIFICATIONS AND DETAILS AND ALL APPLICABLE STATE AND LOCAL REGULATIONS.
- ☐ ☒
6. IF SOLVENT CONTAMINATION IS FOUND IN THE PIPE TRENCH, WORK SHALL BE STOPPED AND THE PROPER AUTHORITIES NOTIFIED. WITH APPROVAL OF THE PERMITTING AGENCY, DUCTILE IRON PIPE, FITTINGS AND SOLVENT RESISTANT GASKET MATERIAL SHALL BE USED IN THE CONTAMINATED AREA. THE DUCTILE IRON PIPE SHALL EXTEND AT LEAST 100 FEET BEYOND ANY SOLVENT NOTED.
- ☐ ☒
7. THE CONTRACTOR SHALL NOTIFY APPLICABLE UTILITY CONTACT PERSONNEL NOT LESS THAN ONE WEEK PRIOR TO CONSTRUCTION OF FACILITIES IN THEIR RESPECTIVE AREAS.
- ☐ ☒
8. TREE PROTECTION SHALL BE IN ACCORDANCE WITH JACKSONVILLE ORDINANCE CODE 656 AND/OR AS DETAILED ON SPECIFIC PLAN SHEETS. NO TRIMMING OF OVERHANGING TREE LIMBS WILL BE ALLOWED. USE SMALLER EQUIPMENT IF NECESSARY.
- ☐ ☒
9. THE CONTRACTOR SHALL LOCATE THE DRAINAGE INLET STRUCTURES IN THE PROJECT AREA AND ERECT SEDIMENTATION CONTROL DEVICES AS NECESSARY PER THE CITY OF JACKSONVILLE STORMWATER POLLUTION PREVENTION PLAN.
- ☐ ☒
10. CONTRACTOR TO COORDINATE WORK WITH OTHER UTILITIES DURING CONSTRUCTION.

UTILITY CONTACTS:

- A. AT&T ~ COMM/F.O. ~ PK PATEL ----- (904) 699-4976
- B. COMCAST CABLE COMMUNICATIONS INC. ~ CABLE TV ~ JAMES GRAHAM ----- (904) 509-6472
- C. JEA ~ WATER AND SEWER ~ LEO ROBIOU ----- (904) 233-5191
- D. FPL ~ ELECTRIC DISTRIBUTION ----- (904) 225-3031
- E. FPL ~ ELECTRIC TRANSMISSION ~ BEAU BENTLEY ----- (808) 835-5982
- F. ATT ~ TRANSMISSION ~ JOHN MANN ----- (407) 578-8000
- G. TECO ~ GAS ~ COCHRANE, AUSTIN M. ----- (904) 676-1527
- H. LUMENS (CENTURYLINK) ~ JIMMY YOUNG ----- (352) 303-2430
- I. MCI (VERIZON BUSINESS) ~ THOMAS ELLIS ----- (904) 669-9405
- J. SUNSHINE ONE CALL ----- 811

NOT APPLICABLE
APPLICABLE

- ☐ ☒
1. CONTRACTOR TO REHABILITATE ALL MANHOLES ON PIPE BURST SEWERS VIA COATING/LINING PER JEA SPECIFICATION 446-2, UNLESS OTHERWISE NOTED ON THE PLANS.
- ☐ ☒
2. CONTRACTOR TO RENEW, REHABILITATE, REPLACE OR REINSTALL AS APPLICABLE ALL SERVICE LATERALS TO R.O.W. LINE.
- ☐ ☒
3. CONTRACTOR TO INSTALL SEWER SERVICE PIPING A MINIMUM OF 60 INCHES BELOW GRADE. WHERE NEW SANITARY SEWER MAIN IS LESS THAN 5 FEET DEEP, THE SEWER SERVICE PIPE SHALL BE INSTALLED AS DEEP AS POSSIBLE.
- ☐ ☒
4. WHEN THE DISTANCE BETWEEN A POWER POLE AND THE TRENCH IS LESS THAN THE TRENCH DEPTH, THE CONTRACTOR SHALL BE RESPONSIBLE FOR COORDINATING WITH JEA ELECTRICAL PERSONNEL TO SECURE POWER POLES. THE CONTACTS FOR JEA ARE AS FOLLOWS:
NORTHSIDE-EAST of US-1 MIKE CORBITT @ 665-7991 (mobile 662-0635)
NORTHSIDE-WEST of US-1 ANDY YEAGER @ 665-7998 (mobile 662-0622)
NORTHSIDE-BACKUP ALAN AINSLEY @ 665-7303 (mobile 662-6557)
SOUTHSIDE-SOUTH of BEACH BLVD. TOM KERNS @ 665-6847 (mobile 660-1687)
SOUTHSIDE-NORTH of BEACH BLVD. DERYL BASFORD @ 665-6855 (mobile 662-0616)
SOUTHSIDE-BACKUP EDDIE GALES @ 665-6855 (mobile 662-0616)
A MINIMUM OF TWO (2) WORKING DAYS NOTICE IS REQUIRED FOR AN OUTSIDE MEETING WITH JEA ELECTRICAL TO DISCUSS THE REQUIRED WORK, ADDITIONAL TIME WILL BE REQUIRED BY JEA ELECTRICAL FOR ANY REQUIRED WORK TO BE ACCOMPLISHED.
- ☒ ☐
5. ALL NEW STORM DRAIN PIPE JOINTS SHALL BE WRAPPED WITH FILTER FABRIC.
- ☐ ☒
6. THE DESIGN FOR THE PROJECT IS BASED UPON THE "OPEN-CUT" METHOD OF CONSTRUCTION. IF USING ALTERNATIVE MEANS OR METHODS, THE CONTRACTOR SHALL FOLLOW ALL APPLICABLE STANDARDS FOR THAT MEANS OR METHOD.
- ☐ ☒
7. THE CONTRACTOR SHALL MINIMIZE SERVICE INTERRUPTIONS AT SERVICE CONNECTIONS, THE MEANS AND METHODS SHALL BE LEFT TO THE DISCRETION OF THE CONTRACTOR, SUBJECT TO THE REQUIREMENTS OF THE CONTRACT SPECIFICATIONS. NO EXISTING ACTIVE SERVICE SHALL BE LEFT INTERRUPTED AT THE END OF THE WORK DAY.
- ☐ ☒
8. CONTRACTOR SHALL PROVIDE ADDITIONAL CORPORATION STOPS FOR FILLING AND DRAINING PURPOSES DURING CONSTRUCTION AS NEEDED. CORPORATION STOPS ARE TO BE PLUGGED AND LEFT IN PLACE. INDICATE CORPORATION STOP LOCATIONS ON RECORD DRAWINGS (AS-BUILTS).
- ☐ ☒
9. WATER AND SEWER SERVICES SHALL BE TRANSFERRED TO THE NEW MAIN UPON COMPLETION AND F.D.E.P./J.E.A. CERTIFICATION, AND PRIOR TO THE EXISTING MAINS BEING ABANDONED.
- ☐ ☒
10. IF EXISTING VALVES ARE IN UNPAVED AREAS AND ARE TO BE TAKEN OUT OF SERVICE, THEY SHALL BE CLOSED AND THE VALVE BOX AND COVER SHALL BE REMOVED. IF THE VALVES ARE UNDER PAVED AREAS, THEY SHALL BE CLOSED, THE VALVE BOX GROUT FILLED AND THE COVER REMOVED.
- ☐ ☒
11. CONTRACTOR SHALL REPLACE EXISTING WATER METER BOXES WHEN DEEMED NECESSARY BY THE JEA INSPECTOR.
- ☐ ☒
12. CONTRACTOR TO PROVIDE ADDITIONAL DEPTH OF BURY VIA PIPE JOINT DEFLECTION TO ACCOMMODATE VALVE SELECTION PER JEA STANDARDS.
- ☐ ☒
13. WATER METERS MAY REQUIRE RELOCATION FOR CONSTRUCTION, CONTRACTOR SHALL CONTACT JEA METER DEPARTMENT AND RELOCATE WATER METERS AS NECESSARY.
- ☐ ☒
14. PRIOR TO COMMENCING ANY EXCAVATION OR GRADING, THE CONTRACTOR SHALL OBTAIN ALL GEOTECHNICAL AND TOPOGRAPHIC SURVEY DATA AND LOCATIONS OF ABOVE GROUND AND UNDERGROUND UTILITIES. SHOULD THE CONTRACTOR DISCOVER ANY INACCURACIES, ERRORS OR OMISSIONS IN THE SURVEY DATA, HE SHALL IMMEDIATELY NOTIFY THE DESIGN ENGINEER IN ORDER THAT PROPER ADJUSTMENTS CAN BE ANTICIPATED AND ORDERED.
- ☒ ☐
15. SHEET PILING WILL BE REQUIRED ON ALL EXCAVATIONS DEEPER THAN 16 FEET.
- ☐ ☒
16. PRIOR TO REMOVING A SAN. SEWER CONNECTION, THE CONTRACTOR SHALL CONFIRM IF THE EX. SERVICE IS UNACTIVE. IF THE SERVICE IS ACTIVE, THE CONTRACTOR SHALL REPLACE THE EX. SERVICE AND ROUTE IT TO THE PROPOSEDSAN. SEWER TRUNK LINE.
- ☐ ☒
17. PRIOR TO SUBMITTING MANHOLE SHOP DRAWINGS, THE CONTRACTOR SHALL VERIFY ALL EXISTING INVERTS THAT WILL REMAIN.
- ☒ ☐
18. ELECTRICAL MANHOLE DIMENSIONS NOTED IN THE DRAWINGS ARE INSIDE DIMENSTIONS ONLY.

SHEET
NUMBER

1
2-3
4-7
8-21

DRAWING
NUMBER

C-1
GN-1 THRU GN-2
S-1 THRU S-4
DET-1 THRU DET-13

SHEET TITLE

COVER SHEET
GENERAL NOTES
WATER & SEWER PLAN/PROFILE
JEA WATER & SEWER DETAILS

INSTALLATION NOTES:

LEGEND

UTILITY NAME	EXISTING SYMBOL	PROPOSED SYMBOL	EXISTING SUBSURFACE LOCATE QUALITY LEVEL
OVERHEAD ELECTRIC	OE - - - - -	OE OE OE OE OE	(A) "LOCATED" BY SUBSURFACE ENGINEERING SERVICES FOR TYPE, SIZE, CONDITION & MATERIAL OF UTILITIES.
UNDERGROUND ELECTRIC	BE(C) - - - - -	BE BE BE BE BE	
UNDERGROUND TELEPHONE	BT(C) - - - - -	BT BT BT BT BT	
OVERHEAD TELEPHONE	OT - - - - -	OT OT OT OT OT	(B) "DESIGNATED" BY SUBSURFACE ENGINEERING SERVICES FOR EXISTENCE AND HORIZONTAL POSITION OF UTILITIES.
GAS MAIN	GC(C) - - - - -	CG CG CG CG CG	
UNDERGROUND CABLE TELEVISION	BTV(C) - - - - -	BTV BTV BTV BTV	
OVERHEAD CABLE TELEVISION	OTV - - - - -	OTV OTV OTV OTV	(C) UTILIZING UTILITY RECORDS AND SURVEYED ABOVE GROUND UTILITY MANHOLES, BOXES, VALVE COVERS, ETC, TO ASSUME LOCATION OF UTILITIES.
UNDERGROUND FIBER OPTIC LINE	BFOC(C) - - - - -	BFOC BFOC BFOC	
OVERHEAD FIBER OPTIC LINE	OFOC - - - - -	OFOC OFOC OFOC	
LIGHTING CONDUIT (OPEN TRENCH)		— • —	(D) UTILIZING UTILITY RECORDS OR VERBAL RECOLLECTIONS TO LOCATE POSITION OF UTILITIES.
LIGHTING CONDUIT (DIRECTIONAL BORE)		— — — — —	
LIGHTING PULLBOX		[H]	
LIGHT POLE			
SHARED POLE			
SHARED POLE WITH TRANSFORMER			
UTILITY PULLBOX		[U]	
TELEPHONE SERVICE BOX		[T]	
CATV SERVICE BOX		[C]	
TREES			
TREES TO BE REMOVED			
DUMPSTER			
GAS VALVE			
WATER MAIN PLACE OUT OF SERVICE			
WATER MAIN	WC - - - - -	—	
FIRE HYDRANT			
WATER METER BOX		[M]	
GATE VALVE			
PLUG			
SLEEVE			
CAP OR SEAL		[]	
COUPLING		[]	
(2) 45° BENDS (VERTICAL CROSSING)			
45° BEND			
22.50° BEND			
11.25° BEND			
TEE			
90° BEND			
TEMPORARY SAMPLE TAP			
VVH TEST HOLE			
SANITARY FM	SC - - - - -	—	

ABBREVIATIONS

BL = BASELINE
D.I. = DUCTILE IRON
CONC. = CONCRETE
CONST. = CONSTRUCTION
EXIST. = EXISTING
FL = FLOWLINE
HORIZ. = HORIZONTAL
IE = INVERT ELEVATION
MIN. = MINIMUM
M.J. = MECHANICAL JOINT
REST. = RESTRAINED FITTING
RW = RIGHT OF WAY
SR = STATE ROAD
VERT. = VERTICAL
VVH = VERIFIED VERTICAL ELEVATION AND HORIZONTAL LOCATION
WM = WATER MAIN

gai consultants
12574 Ridge Center Blvd., Suite 202
Orlando, Florida 32835
904-363-1110

REVISIONS		DATE		BY		NO.	
1						6	
2						6	
3						3	
4						3	

DESIGN ENGINEER	RONALD F. HOOGLAND
FLORIDA REGISTRATION NO.	45247

DESIGNER - JM	
DRAWN BY - JM	
DATE: 2/15/22	
CHECKED BY: JMB	
DATE: 2/15/23	

GENERAL NOTES 1

PROJECT NO. 21

SHEET NO. 2

DRAWING NO. GN-1

DATE: 2/17/2023

SCALE: AS NOTED

JEA UTILITY CONSTRUCTION NOTES:

1. ALL WATER, RECLAIMED WATER, AND WASTEWATER CONSTRUCTION WORK SHALL BE CONSTRUCTED IN ACCORDANCE WITH THE LATEST JEA WATER AND WASTEWATER STANDARDS MANUAL, ALL APPLICABLE LOCAL AND STATE REGULATORY RULES & REGULATIONS AND OTHER APPLICABLE JEA RULES.
2. ALL WATER, RECLAIMED WATER, AND WASTEWATER CONSTRUCTION SHALL BE PROVIDED BY A CONTRACTOR QUALIFIED, AS REQUIRED UNDER THE CURRENT FLORIDA STATUTE, OR BY AN UNDERGROUND UTILITY CONTRACTOR, LICENSED UNDER THE PROVISIONS OF CHAPTER 489 FS.
3. THE APPLICANT SHALL BE RESPONSIBLE FOR OBTAINING CITY OR COUNTY RIGHT-OF-WAY PERMITS FOR WORK IN THE CITY R/W, COUNTY R/W OR A FDOT PERMIT FOR WORK IN THE FDOT R/W.
4. THE APPLICANT SHALL CONTACT THE JEA, AND SCHEDULE A PRE-CONSTRUCTION MEETING, TO BE HELD PRIOR TO INITIATING THE JEA WATER AND WASTEWATER UTILITY WORK, INCLUDING ALL UTILITY MAIN TAPS BY THE CONTRACTOR.
5. JEA WATER AND WASTEWATER TAP FEES, JEA WATER AND SEWER CAPACITY FEES, AND JEA METER FEES SHALL BE PAID PRIOR TO THE WATER METER INSTALLATION. WATER METERS WILL NOT BE INSTALLED PRIOR TO THE ISSUANCE OF REQUIRED ACCEPTANCE (TRANSFER OF OWNERSHIP) DOCUMENTS, WHICH MAY INCLUDE THE ISSUANCE OF A REGULATORY CLEARANCE LETTER (COC) FOR THE WATER AND WASTEWATER IMPROVEMENTS, COMPLETION, AND APPROVAL OF FINAL INSPECTION AND APPROVED AS-BUILT DRAWINGS.
6. FINAL CONNECTION TO THE JEA SYSTEM MAY BE CONTINGENT UPON THE CONSTRUCTION, DEDICATION, AND FINAL ACCEPTANCE (TRANSFER OF OWNERSHIP/MAINTENANCE) OF THE JEA OFF-SITE UTILITIES.
7. THE MINIMUM HORIZONTAL AND VERTICAL SEPARATION REQUIREMENTS FOR THE WATER, RECLAIMED WATER, AND WASTEWATER IMPROVEMENTS SHALL CONFORM TO THE LATEST JEA AND FDEP RULES. THE MINIMUM HORIZONTAL SEPARATION REQUIREMENTS BETWEEN THE PROPOSED WATER AND WASTEWATER UTILITIES AND PONDS OR STRUCTURES SHALL CONFORM TO THE LATEST JEA WATER AND WASTEWATER STANDARDS MANUAL.
8. WATER AND WASTEWATER PIPES LESS THAN 24-INCHES IN DIAMETER SHALL BE CONSTRUCTED WITH A MINIMUM 30-INCHES COVER IN UNPAVED OR SIDEWALK AREAS AND A MINIMUM OF 36-INCHES COVER IN PAVED AREAS. THE MAXIMUM COVER FOR UTILITIES, BOTH OPEN CUT AND UTILIZING HORIZONTAL DIRECTIONAL DRILL METHODS, SHALL COMPLY WITH THE LATEST JEA WATER AND WASTEWATER STANDARDS MANUAL.
9. WATER AND WASTEWATER PRESSURE MAINS AND SERVICES SHALL PASS A JEA PRESSURE AND LEAKAGE TEST AT 150-PSI MINIMUM, OR TWO TIMES OPERATING PRESSURE, FOR TWO HOURS. IN ADDITION, WATER MAINS SHALL BE DISINFECTED AND PASS A BACTERIOLOGICAL ANALYSIS. ALL TESTS SHALL CONFORM TO JEA AND FDEP RULES, REGULATIONS, AND AWWA C-651. THE JEA INSPECTOR SHALL BE NOTIFIED 72-HOURS (MIN) PRIOR TO PERFORMING THESE TESTS. NO FINAL CONNECTION(S) TO EXISTING POTABLE WATER MAINS SHALL BE MADE UNTIL THE NEW MAIN IS PRESSURE TESTED, DISINFECTED, AND CLEARED FOR SERVICE.
10. IN THE AREAS WHERE SOLVENT CONTAMINATION IS FOUND IN THE TRENCH, WORK SHALL BE STOPPED AND THE PROPER REGULATORY AUTHORITIES NOTIFIED. A REVISED CONSTRUCTION PLAN SHALL BE APPROVED BY JEA AND FDEP THAT COMPLIES WITH ALL REGULATORY RULES. THE REVISED CONSTRUCTION PLAN FOR THE JEA WATER MAIN SYSTEM, INCLUDING WATER SERVICE LINES, MAY INVOLVE GALVANIZED OR DUCTILE IRON PIPE WITH SPECIAL SOLVENT RESISTANT (FLUOROCARBON TYPE) GASKETS THAT EXTEND 100-FEET BEYOND THE CONTAMINATED AREAS.
11. THE CONTRACTOR SHALL MINIMIZE SERVICE INTERRUPTIONS TO EXISTING JEA WATER AND WASTEWATER CUSTOMERS. IF JEA APPROVES A SERVICE INTERRUPTION, THEN THE CONTRACTOR WILL BE RESPONSIBLE FOR NOTIFYING THE AFFECTED CUSTOMERS IN ACCORDANCE WITH THE LATEST JEA RULES.
12. RESIDENTIAL SERVICES USING RECLAIMED WATER FOR IRRIGATION MUST HAVE A JEA APPROVED BACKFLOW PREVENTER INSTALLED ON EACH POTABLE WATER SERVICE PRIOR TO THE INSTALLATION OF A JEA RECLAIMED WATER METER. THE INSTALLATION OF A BACKFLOW PREVENTER SHALL BE IN ACCORDANCE WITH THE JEA RULES AND REGULATIONS FOR WATER, SEWER, AND RECLAIMED WATER SERVICES, APPENDIX B, CROSS CONNECTION CONTROL POLICY.
13. FOR DEVELOPMENTS UTILIZING RECLAIMED WATER, A JEA APPROVED RECLAIMED WATER SIGNAGE PLAN SHALL BE IMPLEMENTED PRIOR TO THE INSTALLATION OF THE RECLAIMED WATER METERS.
14. ALL BACKFLOW PREVENTERS SHALL BE IN ACCORDANCE WITH JEA CROSS CONNECTION PROGRAM. BACKFLOW PREVENTERS MUST BE TESTED AFTER INSTALLATION BY A CERTIFIED TESTER AND ANNUALLY THEREAFTER. JEA CONTACT: PERMITTING 904-665-7988.
15. BACKFLOW PREVENTERS ON FIRE LINES OR COMBINATION FIRE/POTABLE MAINS SHALL HAVE FREEZE PROTECTION.
16. CONTRACTOR SHALL COORDINATE WITH LEO ROBLOU (JEA WATER AND SEWER, (904) 233-5191 DURING CONSTRUCTION FOR CONNECTIONS TO EXISTING WATER MAINS, LINE SHUT DOWNS AND EXISTING VALVE LOCATIONS.
17. ALL EXCAVATION, BACKFILLING, AND COMPACTING AS PART OF THE WATER MAIN WORK SHOWN IN THESE PLANS SHALL NOT BE MADE FOR PAYMENT AND SHALL BE INCLUDED IN EACH ITEM OF WORK INSTALLED PER JEA STANDARDS, SECTION 801.
18. ANY UNSUITABLE SOILS AS DEFINED IN JEA STANDARD SPECIFICATIONS SECTION 408 SHALL BE REMOVED AND DISPOSED OF BY THE CONTRACTOR. A-3 BACKFILL SHALL BE PLACED AND COMPACTED IN PLACE OF THE UNSUITABLE MATERIAL. MEASUREMENT AND PAYMENT FOR THIS WORK IS PER JEA STANDARD SPECIFICATIONS SECTION 801.

EXISTING UTILITY PROTECTION:

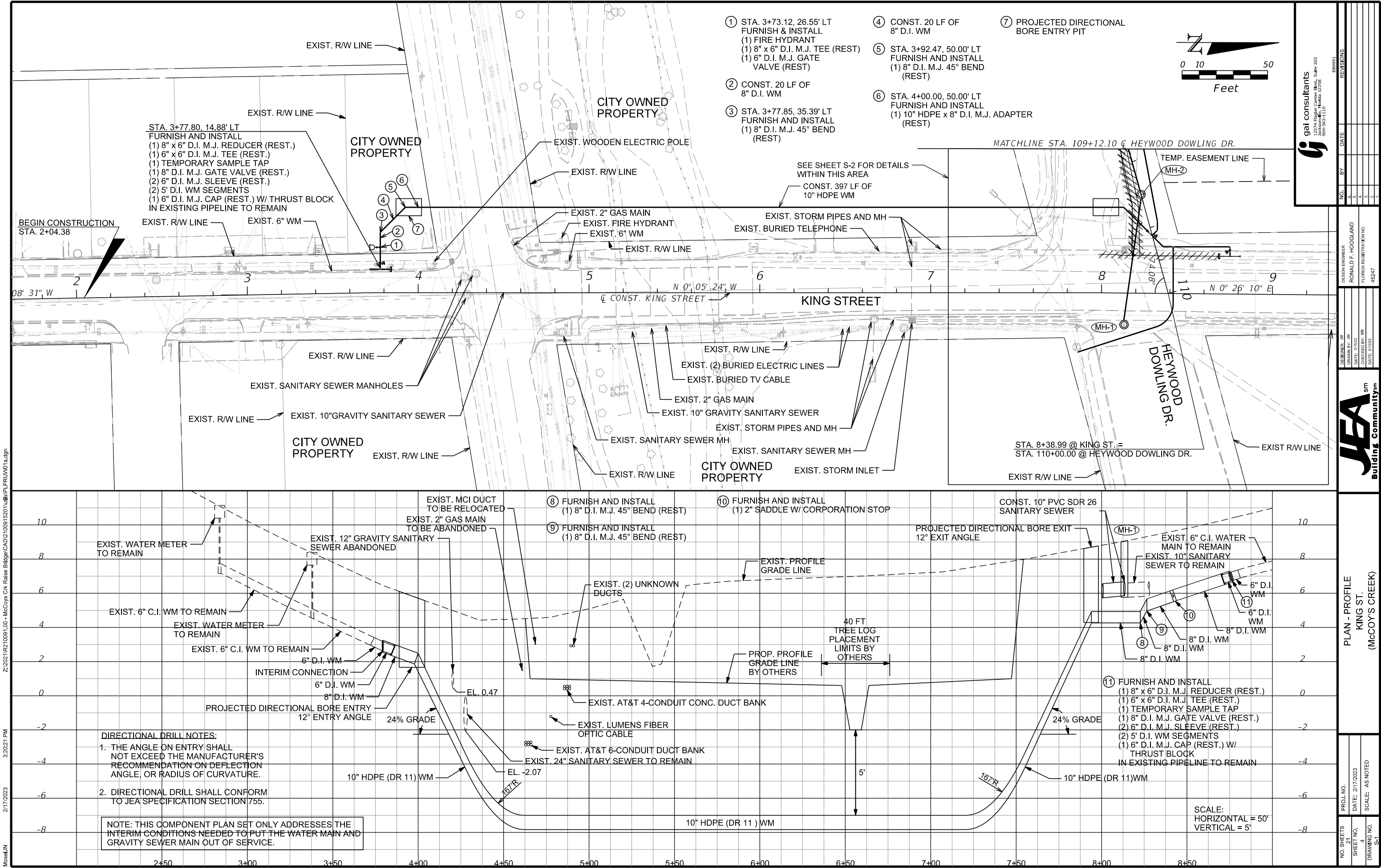
1. IN ORDER TO REDUCE THE DISRUPTION AND COST OF UTILITY DAMAGES OCCURRING IN THE DUVAL COUNTY RIGHT-OF-WAY AND EASEMENTS, THE CONTRACTOR SHALL PREVENT DAMAGES TO EXISTING UTILITIES CAUSED BY HIS WORK THROUGH FIELD VERIFICATION OF THE LOCATION OF THE EXISTING UTILITIES. IN THE CASE OF OPEN EXCAVATION, VERIFICATION MAY BE PERFORMED DURING THE CONTRACTORS WORK. IN THE CASE OF DIRECTIONAL DRILLING, VERIFICATION SHALL TAKE PLACE PRIOR TO MOBILIZATION OF THE DRILLING EQUIPMENT.
2. THE CONTRACTOR SHALL VERIFY THE LOCATION OF EXISTING UTILITIES AS NEEDED TO AVOID CONTACT. EXISTING UTILITIES SHALL BE EXPOSED USING DETECTION EQUIPMENT OR OTHER ACCEPTABLE MEANS. SUCH METHODS MAY INCLUDE BUT SHALL NOT BE LIMITED TO "SOFT DIG" EQUIPMENT AND GROUND PENETRATING RADAR (GPR). THE EXCAVATOR SHALL BE HELD LIABLE FOR DAMAGES CAUSED TO THE CITY'S/JEA'S INFRASTRUCTURE AND THE EXISTING FACILITIES OF OTHER UTILITY COMPANIES.
3. IT SHALL BE THE SOLE RESPONSIBILITY OF THE CONTRACTOR TO LOCATE AND AVOID ALL UTILITIES, OTHER STRUCTURES AND OBSTRUCTIONS BOTH ABOVE AND BELOW GROUND SURFACE. ALL DAMAGE RESULTING FROM THE CONTRACTOR'S FAILURE TO COMPLY WITH THIS REQUIREMENT SHALL BE REPAIRED AT THE CONTRACTOR'S EXPENSE.

RESTORATION NOTES:

1. THE CONTRACTOR SHALL EMPLOY A LAND SURVEYOR, REGISTERED IN THE STATE OF FLORIDA, TO REFERENCE AND RESTORE PROPERTY CORNERS AND LANDMARKS WHICH MAY BE DISTURBED BY CONSTRUCTION. KNOWN CORNER LOCATIONS ARE AVAILABLE FROM THE CITY OF JACKSONVILLE ENGINEERING DIVISION.
2. THE CONTRACTOR SHALL RESTORE/REPLACE ALL CULVERTS, HEADWALLS AND STORM DRAIN INLETS REMOVED OR DISTURBED BY THE CONSTRUCTION OPERATION.
3. TRAFFIC SIGNS AND PAVEMENT MARKINGS SHALL BE RESTORED TO THEIR PRE-CONSTRUCTION CONDITION IN ACCORDANCE WITH CITY OF JACKSONVILLE/FDOT STANDARD SPECIFICATIONS LATEST EDITION.
4. GRASS SOD SHALL BE BERMUDA AND BE FURNISHED AND PLACED IN THE AREAS DISTURBED OR DAMAGED BY THE CONSTRUCTION OPERATION.
5. ALL PAVEMENT REPAIR SHALL BE IN ACCORDANCE WITH THE CITY OF JACKSONVILLE/FDOT STANDARD DETAILS AND SPECIFICATIONS LATEST EDITION.
6. CONTRACTOR MUST MAINTAIN AND PRESERVE NEWLY GRADED AREAS AND REPAIR AREAS WHERE SETTLING AND EROSION HAVE OCCURRED.

MAINTENANCE OF TRAFFIC NOTES:

1. CONTRACTOR SHALL FURNISH DETOUR AND CONSTRUCTION SIGNING (MOT) AS REQUIRED IN THE FLORIDA DEPARTMENT OF TRANSPORTATION SPECIFICATIONS AND 2022-23 STANDARD PLANS. ALL SIDEWALK AND DRAINAGE WORK SHALL BE COMPLETED USING FDOT INDEX 102-602 AND FDOT INDEX 102-604 FOR WORK IN INTERSECTION.
2. CONTRACTOR WILL ENSURE STREET CLOSURES HAVE EMERGENCY ACCESS, TO BE COORDINATED WITH CITY FIRE AND POLICE DEPARTMENT.
3. THE POSTED SPEED LIMIT AND TRAFFIC CONTROL SIGNING AND MARKING SHALL REMAIN THROUGHOUT THE CONSTRUCTION ZONE FOR EACH PHASE OF THE PROJECT.
4. THE CONTRACTOR WILL BE RESPONSIBLE FOR PROTECTING DROP-OFF CONDITIONS DURING WORKING AND NON-WORKING PERIODS AS SPECIFIED IN THE FDOT DESIGN STANDARDS INDEX 102-600 SERIES. THE CONTRACTOR WILL UTILIZE TEMPORARY BACK FILL, STEEL PLATING, TEMPORARY BARRIER WALL AND OTHER APPROVED METHODS DURING NON-WORK PERIODS. USE OF ANY PROTECTION METHOD WILL BE INCIDENTAL TO THE MAINTENANCE OF TRAFFIC ITEM.
5. ADVANCE WARNING SIGNS ON ALL SIDE STREETS ARE REQUIRED AND TO INCLUDE A "ROAD WORK AHEAD" SIGN, AND "END ROAD WORK" SIGN AS SPECIFIED IN THE FDOT STANDARD PLANS INDEX 102-600 SERIES.
6. THE ENGINEER SHALL BE NOTIFIED AND APPROVAL SHALL BE OBTAINED 48 HOURS IN ADVANCE OF ANY MOT. APPROVAL SHALL BE AS DEFINED UNDER FDOT SPECIFICATIONS.
7. IT IS THE CONTRACTORS RESPONSIBILITY TO LOCATE, PROTECT AND AVOID DAMAGES TO ALL UTILITIES. ANY FAILURE TO DO SO AND ANY DAMAGE CAUSED TO UTILITIES WILL BE REPAIRED AT THE EXPENSE OF THE CONTRACTOR.
8. THE CONTRACTOR SHALL NOTIFY THE TRAFFIC ENGINEERING DIVISION MAIN OFFICE (255-7533), A MINIMUM OF 5 WORKING DAYS PRIOR TO IMPLEMENTATION OF THE MOT.
9. ANY CONSTRUCTION IN THE CITY RIGHT-OF-WAY WILL REQUIRE A RIGHT-OF-WAY PERMIT. THE CONTRACTOR IS RESPONSIBLE FOR CALLING 225-8366 FROM 7:30 A.M. TO 8:30 A.M. WHEN WORKING IN THE CITY RIGHT-OF-WAY.
10. CONTRACTOR TO MAINTAIN ONE LANE OPEN AT ALL TIMES UNLESS AN APPROVED DETOUR IS ACCEPTED BY THE CITY OF JACKSONVILLE.
11. CONTRACTOR TO MAINTAIN PEDESTRIAN ACCESS ON ONE SIDE OF ROADWAY AT ALL TIMES.



Z:\2023\1R2\10091.00 - McCoy's Ck Raise Bridge\CAD\3100915201\1111\PLPRUV01.aac.dgn

3/20/2023 PM

2/17/2023

MossJUN

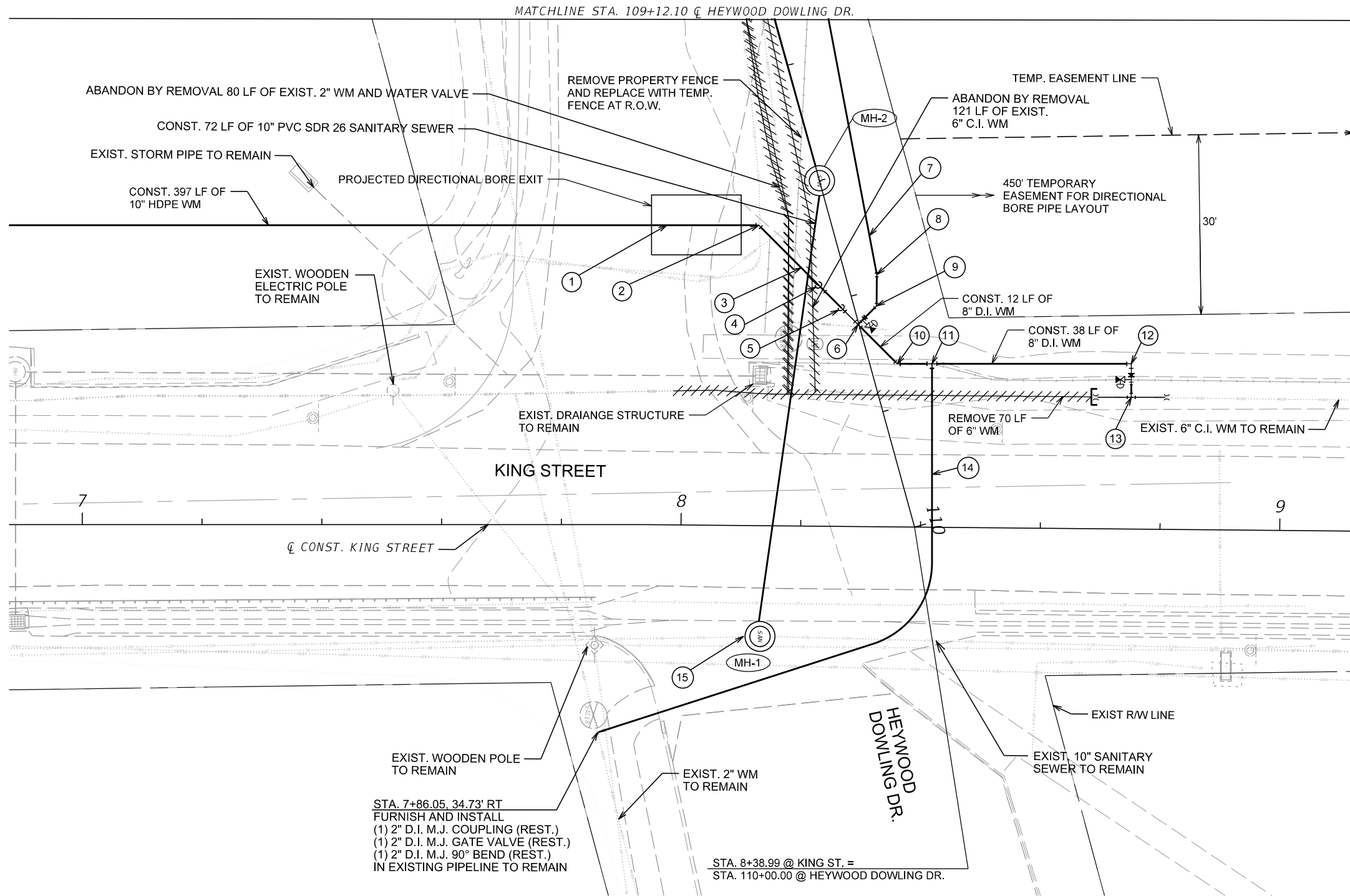
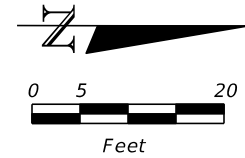
- ① STA. 7+88.63, 50.00' LT
FURNISH & INSTALL
10" HDPE x 8" D.I. M.J.
ADAPTER
- ② STA. 8+12.98, 50.00' LT
FURNISH AND INSTALL
(1) 8" D.I. M.J. 45° BEND
(REST)
- ③ CONST. 15 LF OF
8" D.I. WM
- ④ STA. 8+22.68, 32.70' LT
FURNISH AND INSTALL
(1) 8" D.I. M.J. 45° BEND
(REST)

- ⑤ STA. 8+26.57, 28.87' LT
FURNISH AND INSTALL
(1) 8" D.I. M.J. 45° BEND
(REST)
- ⑥ STA. 109+64.87, 0.15' RT
FURNISH AND INSTALL
(1) 6" D.I. M.J. TEE (REST)
(1) TEMPORARY SAMPLE TAP
(1) 6" D.I. M.J. GATE VALVE (REST.)
- ⑦ CONST. 80 LF OF
6" PVC DR 18 WM
- ⑧ STA. 109+57.67, 5.09' RT
FURNISH AND INSTALL
(1) 6" D.I. M.J. 11.25° BEND (REST)

- ⑨ STA. 109+62.70, 3.66' LT
FURNISH AND INSTALL
(1) 6" D.I. M.J. 45° BEND (REST.)
- ⑩ STA. 8+35.95, 19.67' LT
FURNISH AND INSTALL
(1) 8" D.I. M.J. 45° BEND
(REST)
- ⑪ STA. 8+41.91, 27.30' LT
FURNISH AND INSTALL
(1) 2" SADDLE W/ CORPORATION
STOP
- ⑫ STA. 8+75.02, 20.03' LT
FURNISH AND INSTALL
(1) 8" D.I. M.J. 90° BEND (REST.)
IN EXISTING PIPELINE TO REMAIN

- ⑬ STA. 8+75.07, 14.42' LT
FURNISH AND INSTALL
(1) 8" x 6" D.I. M.J. REDUCER (REST.)
(1) 6" x 6" D.I. M.J. TEE (REST.)
(1) TEMPORARY SAMPLE TAP
(1) 8" D.I. M.J. GATE VALVE (REST.)
(2) 6" D.I. M.J. SLEEVE (REST.)
(2) 5' D.I. WM SEGMENTS
(1) 6" D.I. M.J. CAP (REST.) W/ THRUST BLOCK
IN EXISTING PIPELINE TO REMAIN
- ⑭ CONST. 100 LF OF
2" POLYETHYLENE WM
- ⑮ PLUG EXIST. 10" GRAVITY SEWER
TO REMAIN

- MH-1 STA. 8+13.36, 18.50' RT
REMOVE EXISTING SANITARY MH AND FURNISH & INSTALL
TYPE A SANITARY MANHOLE WITH 4' DIA. BOTTOM
TOP EL. 8.31 - MANHOLE TOP TO BE ADJUSTED TO
EL. 10.30 DURING FUTURE CONST. OF PROP. ROADWAY
EXIST. N INV. EL. 5.76
W INV. EL. 5.85
NOTE: CONNECT EXIST. 10" SANITARY SEWER PIPE TO REMAIN
- MH-2 STA. 101+60.00, 0.00' CENTERLINE
FURNISH & INSTALL
TYPE A SANITARY MANHOLE WITH
4' DIA. BOTTOM
TOP EL. 9.44 - MANHOLE TOP TO BE ADJUSTED TO EL. 10.72 DURING
CONSTRUCTION OF PROPOSED
ROADWAY
E INV. EL. 5.64
W INV. EL. 5.64



gai consultants
12574 Ridge Center Blvd., Suite 202
Fort Myers, FL 33905
941-363-1110

REVISIONS		DATE		BY		NO.	
1						1	
2						2	
3						3	
4						4	
5						5	

DESIGN ENGINEER	RONALD F. HOOGLAND
FLORIDA REGISTRATION NO.	45247
CHECKED BY	MB
DATE	2/13/23
DRAWN BY	JM
DATE	2/15/23

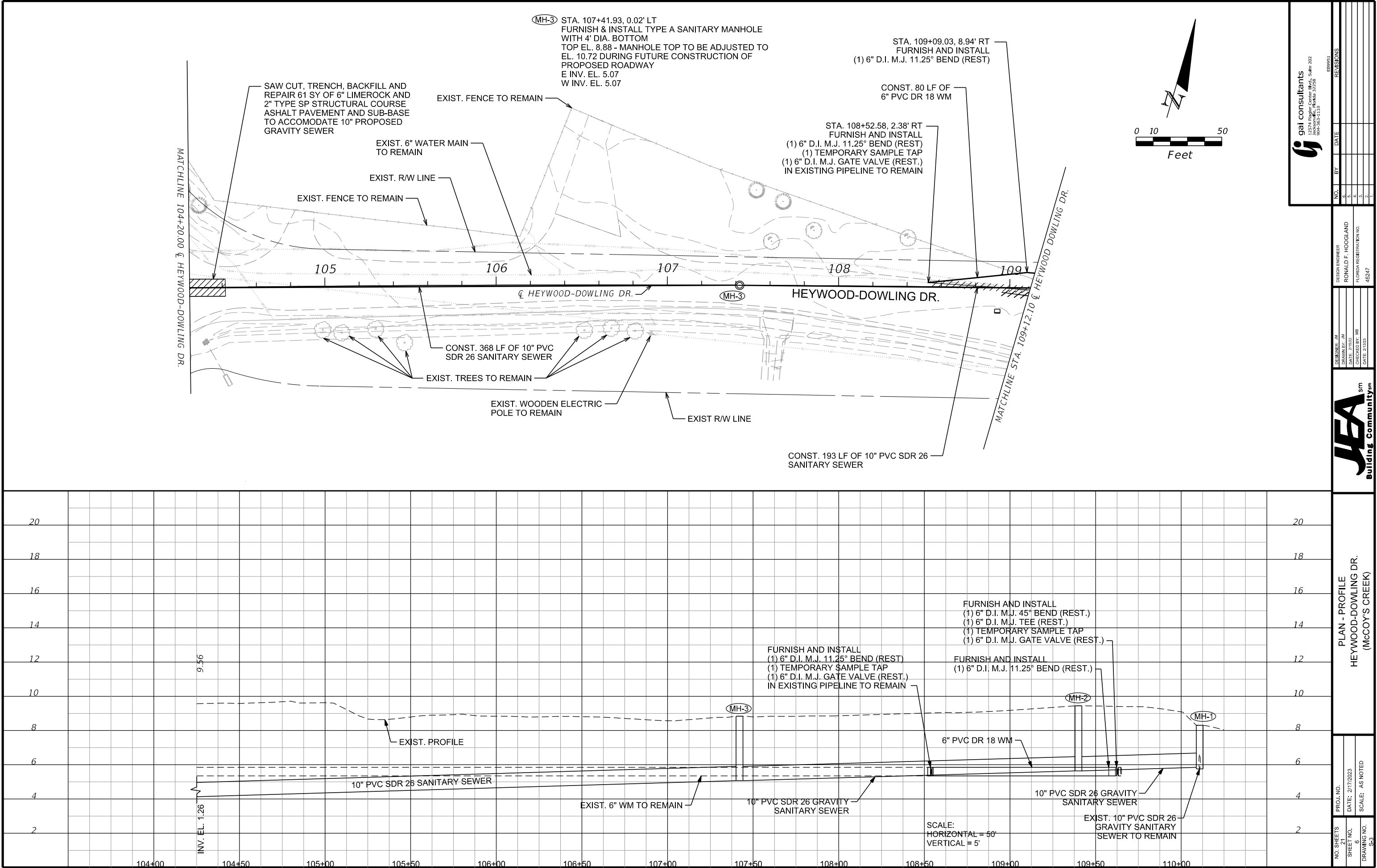
JEA sm
Building Communitysm

PLAN
KING ST.
(MCCOY'S CREEK)

PROJ. NO.	DATE: 2/17/2023	SCALE: AS NOTED
NO. SHEETS	21	
SHEET NO.	5	
DRAWING NO.	S-2	

THE OFFICIAL RECORD OF THIS SHEET IS THE ELECTRONIC FILE DIGITALLY SIGNED AND SEALED UNDER RULE 61G15-23.004, F.A.C.

MossLUN 2/17/2023 3:20:50 PM 2/20/21R210091.00 - McCoy's Ck Raise Bridge(CAD)100915201\utils\PLPRUNW02a.dgn



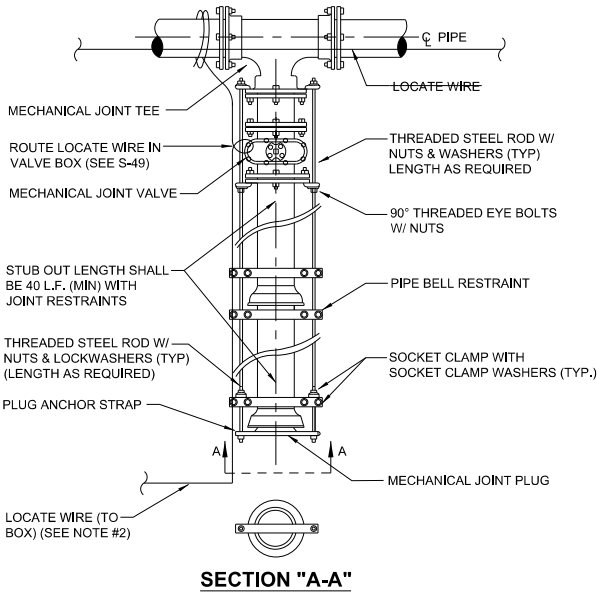
THE OFFICIAL RECORD OF THIS SHEET IS THE ELECTRONIC FILE DIGITALLY SIGNED AND SEALED UNDER RULE 61G15-23.004, F.A.C.

Z:\2021\1R210091.00 - McCoy's Ck Raise Bridge\CAD\3100915201\ui\$UUTDT-UW05a.DGN

3/21/55 PM

2/17/2023

MossUN



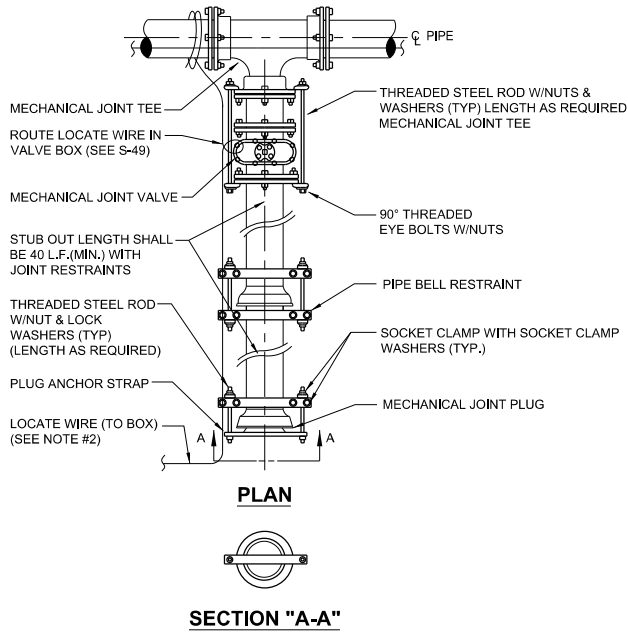
NOTES:

1. IN LIEU OF BELL/ROD RESTRAINTS, MECHANICAL JOINT RESTRAINTS MAY BE USED.
2. LOCATING WIRE REQUIRED, UTILIZING A LOCATE WIRE BOX INSTALLED AT PLUG LOCATION.
3. NUMBER OF TIE RODS REQUIRED IS AS FOLLOWS:
3" - 8" DIAMETER MAIN - 2 TIE RODS REQUIRED PER JOINT (3/4" ROD)
10" - 12" DIAMETER MAIN - 4 TIE RODS REQUIRED PER JOINT (3/4" ROD)
14" - 16" DIAMETER MAIN - 6 TIE RODS REQUIRED PER JOINT (3/4" ROD)
18" - 20" DIAMETER MAIN - 8 TIE RODS REQUIRED PER JOINT (3/4" ROD)
24" DIAMETER MAIN - 12 TIE RODS REQUIRED PER JOINT (3/4" ROD)
30" - 36" DIAMETER MAIN - 14 TIE RODS REQUIRED PER JOINT (1" ROD)
42" - 48" DIAMETER MAIN - 16 TIE RODS REQUIRED PER JOINT (1 1/4" ROD)
54" DIAMETER MAIN - 18 TIE RODS REQUIRED PER JOINT (1 1/4" ROD)
4. THE LOCATION OF THE DEAD END PLUG SHALL NOT BE UNDER PAVEMENT, IF POSSIBLE. THE STUB OUT SHALL EXTEND BEYOND THE INTERSECTION AREAS OR ROAD CROSSING BY 10 FEET (MIN.) WHERE POSSIBLE.

PLUGGED DEAD END USING TIE RODS

JANUARY 2022

PLATE W-36



NOTES:

1. IN LIEU OF BELL/ROD RESTRAINTS, MECHANICAL JOINT RESTRAINTS MAY BE USED.
2. LOCATING WIRE REQUIRED, UTILIZING A LOCATE WIRE BOX INSTALLED AT PLUG LOCATION.
3. NUMBER OF TIE RODS REQUIRED IS AS FOLLOWS:
3" - 8" DIAMETER MAIN - 2 TIE RODS REQUIRED PER JOINT (3/4" ROD)
10" - 12" DIAMETER MAIN - 4 TIE RODS REQUIRED PER JOINT (3/4" ROD)
14" - 16" DIAMETER MAIN - 6 TIE RODS REQUIRED PER JOINT (3/4" ROD)
18" - 20" DIAMETER MAIN - 8 TIE RODS REQUIRED PER JOINT (3/4" ROD)
24" DIAMETER MAIN - 12 TIE RODS REQUIRED PER JOINT (3/4" ROD)
30" - 36" DIAMETER MAIN - 14 TIE RODS REQUIRED PER JOINT (1" ROD)
42" - 48" DIAMETER MAIN - 16 TIE RODS REQUIRED PER JOINT (1 1/4" ROD)
54" DIAMETER MAIN - 18 TIE RODS REQUIRED PER JOINT (1 1/4" ROD)
4. THE LOCATION OF THE DEAD END PLUG SHALL NOT BE UNDER PAVEMENT, IF POSSIBLE. THE STUB OUT SHALL EXTEND BEYOND THE INTERSECTION AREAS OR ROAD CROSSING BY 10 FEET (MIN.) WHERE POSSIBLE.

PLUGGED DEAD END USING MECHANICAL RESTRAINTS

JANUARY 2022

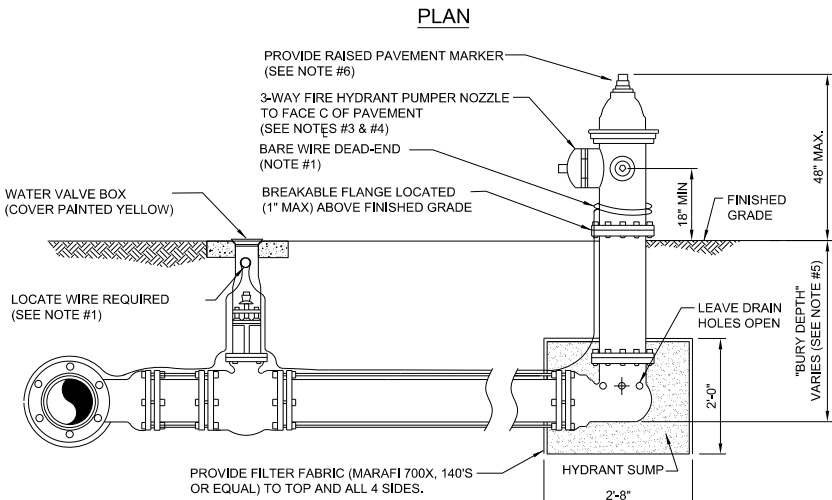
PLATE W-37

NO.	BY	DATE	REVISIONS	
			DESCRIPTION	DATE
1				
2				
3				
4				
5				
6				

DESIGNER: JM	DESIGN ENGINEER: RONALD F. HOOGLAND
DRAWN BY: JM	FLORIDA REGISTRATION NO. 45247
DATE: 2/15/23	
CHECKED BY: MB	
DATE: 2/15/23	

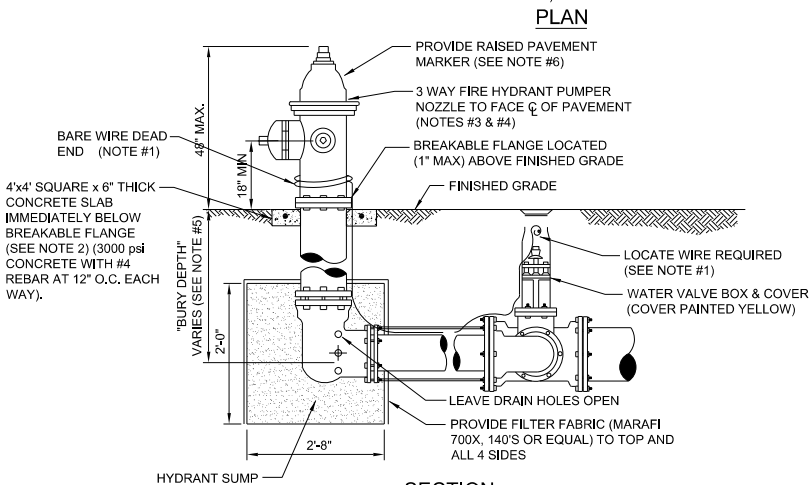
PROPOSED UTILITY												
CONFLICTING UTILITY	POTABLE WATER			WASTEWATER GRAVITY AND FORCE MAIN			RECLAIMED WATER			VACUUM SEWERS		
	HORIZ.	VERT.	JOINT SPACING*	HORIZ.	VERT.	JOINT SPACING*	HORIZ.	VERT.	JOINT SPACING*	HORIZ.	VERT.	JOINT SPACING*
POTABLE WATER	3' NOTE 1	12"	3' NOTE 2	6' to 10'	12" NOTE 5	6' NOTE 2	3'	12"	6' NOTE 2	3' to 10'	12"	3' NOTE 2
RECLAIMED WATER	3'	12"	6' NOTE 2	3' NOTE 1	12"	3' NOTE 2	3'	12"	6' NOTE 2	3' NOTE 1	12"	3' NOTE 2
WASTEWATER (GRAVITY AND FORCE MAIN)	6' to 10'	12"	6' NOTE 2	3' NOTE 1	12"	6"	3' NOTE 1	12"	3' NOTE 2	3' NOTE 1	12"	3' NOTE 2
VACUUM SEWERS	3' to 10'	12"	3' NOTE 2	3' NOTE 1	12"	6"	3' NOTE 1	12"	3' NOTE 2	3' NOTE 1	12"	3' NOTE 2
RIGHT OF WAYS	3' NOTE 1	N/A	N/A	3' NOTE 1	N/A	N/A	3' NOTE 1	N/A	N/A	3' NOTE 1	N/A	N/A
PERMANENT STRUCTURES (SIGNS, POLES, ETC.)	3' NOTE 1	N/A	N/A	3' NOTE 1	N/A	N/A	3' NOTE 1	N/A	N/A	3' NOTE 1	N/A	N/A
STORM SEWERS	3' NOTE 1	12"	3' NOTE 2	3' NOTE 1	12"	3' NOTE 2	3' NOTE 1	12"	3' NOTE 2	3' NOTE 1	12"	3' NOTE 2
GAS	3' NOTE 1	12"	3' NOTE 2	3' NOTE 1	12"	3' NOTE 2	3' NOTE 1	12"	3' NOTE 2	3' NOTE 1	12"	3' NOTE 2
TREES	3'-6' NOTE 6	N/A	N/A	3'-6' NOTE 6	N/A	N/A	3'-6' NOTE 6	N/A	N/A	3'-6' NOTE 6	N/A	N/A
ALL OTHER UTILITIES	3' NOTE 1	12"	3' NOTE 2	3' NOTE 1	12"	3' NOTE 2	3' NOTE 1	12"	3' NOTE 2	3' NOTE 1	12"	3' NOTE 2

1. THIS SEPARATION REQUIREMENT IS TO PROVIDE ACCESSIBILITY FOR CONSTRUCTION AND MAINTENANCE. THREE FEET OF HORIZONTAL SEPARATION IS THE MINIMUM FOR PIPES WITH THREE FEET OF COVER. FOR PIPES INSTALLED AT GREATER DEPTH, PROVIDE AN ADDITIONAL FOOT OF SEPARATION FOR EACH ADDITIONAL FOOT OF DEPTH.
2. THE MINIMUM JOINT SPACING REQUIRED FROM CROSSING FROM OTHER UTILITIES WHILE STILL MAINTAINING MINIMUM VERTICAL SEPARATION.
3. DISTANCES GIVEN ARE FROM OUTSIDE OF PIPE TO OUTSIDE OF PIPE.
4. NO WATER PIPE SHALL PASS THROUGH OR COME INTO CONTACT WITH ANY PART OF SANITARY OR STORM WATER MANHOLE OR STRUCTURES.
5. WATER MAIN SHOULD CROSS ABOVE OTHER PIPES WHENEVER POSSIBLE. WHEN WATER MAIN MUST BE BELOW OTHER UTILITY PIPING, THE MINIMUM SEPARATION SHALL BE 12 INCHES.
6. REFER TO POTABLE WATER PIPING- SECTION 350, III.4.11.



1. LOCATE WIRE SHALL BE ROUTED FROM THE VALVE TO THE HYDRANT AS SHOWN ABOVE LEAVING ENOUGH SLACK TO REACH 4' ABOVE FINAL GRADE. THE END OF THE WIRE SHALL BE SECURED TO THE PIPE MAIN, SEE SECTION 350, LOCATE WIRE INSTALLATION PARAGRAPH.
2. FIRE HYDRANTS SHALL BE INSTALLED BETWEEN BACK OF CURB AND FACE OF SIDEWALK AND NOT WITHIN SWALE/DITCH AREAS. THE DISTANCE RANGE FROM EDGE OF ADJACENT PAVEMENT, BACK OF CURB AND FACE OF SIDEWALK SHALL BE IN COMPLIANCE WITH LOCAL COUNTY FIRE DEPARTMENT RULES AND AS APPROVED BY JEA AND APPLICABLE PERMITTING AGENCIES. DISTANCE SHALL BE MEASURED TO THE CLOSEST PART OF THE FIRE HYDRANT (I.E. THE PUMPER NOZZLE). THE MAXIMUM DISTANCE (BACK OF CURB) SHALL BE IN COMPLIANCE WITH LOCAL COUNTY FIRE DEPARTMENT RULES AND AS APPROVED BY JEA. FOR OTHER LOCATION LIMITATIONS SEE PLATES W-10 AND W-11. IF PIPING BETWEEN TEE AND HYDRANT IS LONGER THAN 60" AN ADDITIONAL 6" GATE VALVE IS REQUIRED AT THE HYDRANT LOCATION (PROVIDE 30" SEPARATION). ALL PIPING, VALVES AND FITTINGS ALONG THE HYDRANT BRANCH MAIN WHICH IS WITHIN 15 LF OF THE HYDRANT SHALL BE RESTRAINED UTILIZING ONLY TWO 3/4" DIA (THREADED ENDS) STEEL RODS OR EYE BOLTS (NO JOINT RESTRANT DEVICES REQUIRED), A SPLIT SERRATED RING WITH RESTRANT EARS (EBA 15 P06 or EQUAL) MAYBE USED IN THIS ASSEMBLY. ALL OTHER JOINTS ALONG THE HYDRANT BRANCH MAIN OUTSIDE OF THE FIRST 15 LF SHALL INCLUDE JOINT RESTRAINTS.
3. OPERATION OF THE FIRE HYDRANT SHALL BE EITHER FULL OPEN POSITION OR TOTALLY CLOSED POSITION. THE HYDRANT SHALL NOT BE UTILIZED TO THROTTLE OUT FLOW.
4. PRIOR TO PROJECT FINAL INSPECTION, THE HYDRANT AND ALL ABOVE GROUND PIPING SHALL BE RE-OILED, GREASED AND REPAINTED (RUS-KIL ENAMEL-INTERNATIONAL YELLOW OR EQUAL), PRIVATELY OWNED AND MAINTAINED FIRE HYDRANTS SHALL BE PAINTED RED.
5. FIRE HYDRANTS SHALL BE ORDERED WITH PROPER "BURY DEPTH" TO MEET ACTUAL FIELD CONDITIONS. THIS IS ESPECIALLY IMPORTANT FOR BRANCH LINES WHICH TEE-OFF A 12" OR LARGER WATER MAIN. UNLESS APPROVED OTHERWISE BY JEA, THE INSTALLATION OF (45°) BENDS IS NOT ACCEPTABLE WHEN UTILIZED TO CORRECT AN IMPROPERLY FURNISHED HYDRANT, THE USE OF HYDRANT EXTENSIONS SHOULD BE MINIMIZED.
6. BLUE REFLECTIVE MARKERS SHALL BE INSTALLED IN SUCH A MANNER THAT THE REFLECTIVE FACE OF THE MARKER IS PERPENDICULAR TO A LINE PARALLEL TO THE ROADWAY CENTERLINE. THE BLUE REFLECTIVE MARKERS SHALL BE PLACED IN THE CENTER OF THE TRAVEL LANE, DIRECTLY ACROSS FROM AND ADJACENT TO EACH FIRE HYDRANT.

JANUARY 2022



1. LOCATE WIRE SHALL BE ROUTED FROM THE VALVE TO THE HYDRANT AS SHOWN ABOVE LEAVING ENOUGH SLACK TO REACH 4' ABOVE FINAL GRADE, THE END OF THE WIRE SHALL BE SECURED TO THE PIPE MAIN, SEE SECTION 350, LOCATE WIRE INSTALLATION PARAGRAPH.
2. FIRE HYDRANTS SHALL BE INSTALLED BETWEEN BACK OF CURB AND FACE OF SIDEWALK, ALL HYDRANTS SHALL BE LOCATED NO LESS THAN THREE (3) FEET FROM THE EDGE OF PAVEMENT OR BACK OF CURB OF THE ADJACENT ROADWAY AND NO LESS THAN THREE (3) FEET FROM ANY PHYSICAL FEATURE WHICH MAY OBSTRUCT ACCESS OR VIEW OF ANY HYDRANT UNLESS OTHERWISE APPROVED BY THE JEA. THE MAXIMUM DISTANCE (BACK OF CURB) SHALL BE IN COMPLIANCE WITH LOCAL COUNTY FIRE DEPARTMENT RULES AND AS APPROVED BY JEA. FOR OTHER LOCATION LIMITATIONS SEE PLATES W-10 AND W-11. IF PIPING BETWEEN TEE AND HYDRANT IS LONGER THAN 80 LF, AN ADDITIONAL 6" GATE VALVE IS REQUIRED AT THE HYDRANT LOCATION (PROVIDE 30" SEPARATION). ALL PIPING, VALVES AND FITTINGS ALONG THE HYDRANT BRANCH MAIN WHICH IS WITHIN 15 LF OF THE HYDRANT SHALL BE RESTRAINED UTILIZING ONLY TWO 3/4" DIA (THREADED ENDS) STEEL RODS AND EYE BOLTS (NO JOINT RESTRAINT DEVICES REQUIRED), A SPLIT SERRATED RING WITH RESTRAINT EARS (EBA5 15 PF06 or EQUAL) MAYBE USED IN THIS ASSEMBLY. ALL OTHER JOINTS ALONG THE HYDRANT BRANCH MAIN OUTSIDE OF THE FIRST 15 LF SHALL INCLUDE JOINT RESTRAINTS.
3. OPERATION OF THE FIRE HYDRANT SHALL BE EITHER FULL OPEN POSITION OR TOTALLY CLOSED POSITION, THE HYDRANT SHALL NOT BE UTILIZED TO THROTTLE OUTLET FLOW.
4. PRIOR TO PROJECT FINAL INSPECTION, THE HYDRANT AND ALL ABOVE GROUND PIPING SHALL BE RE-OILED, GREASED AND REPAINTED (RUS- KIL ENAMEL-INTERNATIONAL YELLOW OR EQUAL), PRIVATELY OWNED AND MAINTAINED FIRE HYDRANTS SHALL BE PAINTED RED.
5. FIRE HYDRANTS SHALL BE ORDERED WITH PROPER "BURY DEPTH" TO MEET ACTUAL FIELD CONDITIONS, THIS IS ESPECIALLY IMPORTANT FOR BRANCH LINES WHICH TEE-OFF A 12" OR LARGER WATER MAIN, UNLESS APPROVED OTHERWISE BY JEA. THE INSTALLATION OF (45°) BENDS IS NOT ACCEPTABLE WHEN UTILIZED TO CORRECT AN IMPROPERLY FURNISHED HYDRANT, THE USE OF HYDRANT EXTENSIONS SHALL BE MINIMIZED.
6. BLUE REFLECTIVE MARKERS SHALL BE INSTALLED IN SUCH A MANNER THAT THE REFLECTIVE FACE OF THE MARKER IS PERPENDICULAR TO A LINE PARALLEL TO THE ROADWAY CENTERLINE. THE BLUE REFLECTIVE MARKERS SHALL BE PLACED IN THE CENTER OF THE TRAVEL LANE, DIRECTLY ACROSS FROM AND ADJACENT TO EACH FIRE HYDRANT.

JANUARY 2022


PLATE W-10

1. IT IS REQUIRED THAT "WATER MAINS" BE INSTALLED, CLEANED, DISINFECTED AND HAVE A SATISFACTORY BACTERIOLOGICAL SURVEY PERFORMED IN ACCORDANCE WITH THE LATEST APPLICABLE AWWA STANDARDS, CHAPTER 62-555, F.A.C. AND LATEST JEA WATER AND SEWER STANDARDS. FOR THE PURPOSE OF THIS SECTION, THE PHRASE "WATER MAINS" SHALL MEAN MAINS, INCLUDING TREATMENT PLANT PROCESS PIPING, CONVEYING EITHER RAW, PARTIALLY TREATED, OR FINISHED DRINKING WATER; HYDRAULIC HEADS AND SERVICE LINES THAT HAVE AN INSIDE DIAMETER OF THREE (3) INCHES OR GREATER. IN ADDITION, THE PHRASE "RECLAIMED WATER" REFERS TO THE WATER REGULATED UNDER PART III OF CHAPTER 62-610, F.A.C.
2. NEW OR RELOCATED, UNDERGROUND WATER MAINS SHALL BE LAID TO PROVIDE A HORIZONTAL DISTANCE OF AT LEAST THREE (3) FEET BETWEEN THE OUTSIDE OF THE WATER MAIN AND THE OUTSIDE OF ANY EXISTING OR PROPOSED STORM SEWER, STORMWATER FORCE MAIN, OR PIPELINE CONVEYING RECLAIMED WATER.
3. NEW OR RELOCATED, UNDERGROUND WATER MAINS SHALL BE LAID TO PROVIDE A HORIZONTAL DISTANCE OF AT LEAST SIX (6) FEET, AND PREFERABLY TEN (10) FEET, BETWEEN THE OUTSIDE OF THE WATER MAIN AND THE OUTSIDE OF ANY EXISTING OR PROPOSED GRAVITY OR PRESSURE-TYPE SANITARY SEWER, WASTEWATER FORCE MAIN, OR PIPELINE CONVEYING RECLAIMED WATER. THE MINIMUM HORIZONTAL SEPARATION DISTANCE BETWEEN WATER MAINS AND GRAVITY-TYPE SANITARY SEWERS MAY BE REDUCED TO THREE (3) FEET WHERE THE BOTTOM OF THE WATER MAIN IS LAID AT LEAST SIX (6) INCHES ABOVE THE TOP OF THE SEWER (SPECIAL CASE).
4. NEW OR RELOCATED, UNDERGROUND WATER MAINS CROSSING ANY EXISTING OR PROPOSED GRAVITY OR VACUUM-TYPE SANITARY SEWER OR STORM SEWER SHALL BE LAID SO THE OUTSIDE OF THE WATER MAIN IS AT LEAST SIX (6) INCHES, AND PREFERABLY TWELVE (12) INCHES, ABOVE OR AT LEAST TWELVE (12) INCHES BELOW THE OUTSIDE OF THE OTHER PIPELINE, HOWEVER, IT IS PREFERABLE TO LAY THE WATER MAIN ABOVE THE OTHER PIPELINE.
5. NEW OR RELOCATED, UNDERGROUND WATER MAINS CROSSING ANY EXISTING OR PROPOSED PRESSURE-TYPE SANITARY SEWER, WASTEWATER OR STORMWATER FORCE MAIN, OR PIPELINE CONVEYING RECLAIMED WATER SHALL BE LAID SO THE OUTSIDE OF THE WATER MAIN IS AT LEAST TWELVE (12) INCHES ABOVE OR BELOW THE OUTSIDE OF THE OTHER PIPELINE, HOWEVER, IT IS PREFERABLE TO LAY THE WATER MAIN ABOVE THE OTHER PIPELINE.

6. AT THE UTILITY CROSSINGS DESCRIBED IN NOTES 4 AND 5 ABOVE, ONE FULL LENGTH OF WATER MAIN PIPE SHALL BE CENTERED ABOVE OR BELOW THE OTHER PIPELINE SO THE WATER MAIN JOINTS WILL BE AS FAR AS POSSIBLE FROM THE OTHER PIPELINE. ALTERNATIVELY, AT SUCH CROSSINGS, THE PIPES SHALL BE ARRANGED SO THAT ALL WATER MAIN JOINTS ARE AT LEAST THREE (3) FEET FROM ALL JOINTS IN VACUUM-TYPE SANITARY SEWERS, STORM SEWERS, STORMWATER FORCE MAINS, OR PIPELINES CONVEYING RECLAIMED WATER, AND AT LEAST SIX (6) FEET FROM ALL JOINTS IN GRAVITY OR PRESSURE-TYPE SANITARY SEWERS, WASTEWATER FORCE MAINS, OR PIPELINE CONVEYING RECLAIMED WATER.
7. NEW OR RELOCATED FIRE HYDRANTS SHALL BE LOCATED SO THAT THE HYDRANTS ARE AT LEAST THREE (3) FEET FROM ANY EXISTING OR PROPOSED STORM SEWER, STORMWATER FORCE MAIN, OR PIPELINE CONVEYING RECLAIMED WATER; AT LEAST THREE (3) FEET, AND PREFERABLY TEN (10) FEET, FROM ANY EXISTING OR PROPOSED VACUUM-TYPE SANITARY SEWER; AT LEAST SIX (6) FEET, AND PREFERABLY TEN (10) FEET, FROM ANY EXISTING OR PROPOSED GRAVITY OR PRESSURE-TYPE SANITARY SEWER OR WASTEWATER FORCE MAIN.
8. WHERE AN UNDERGROUND WATER MAIN IS BEING LAID LESS THAN THE REQUIRED MINIMUM HORIZONTAL DISTANCE FROM ANOTHER PIPELINE AND WHERE AN UNDERGROUND WATER MAIN IS CROSSING ANOTHER PIPELINE AND JOINTS IN THE WATER MAIN ARE BEING LOCATED LESS THAN THE REQUIRED MINIMUM DISTANCE FROM JOINTS IN THE OTHER PIPELINE, THE CONTRACTOR SHALL CONSULT THE DESIGN ENGINEER TO OBTAIN APPROVAL OF ANY ALTERNATIVE CONSTRUCTION METHODS, PRIOR TO CONSTRUCTION.

JANUARY 2022

PLATE W-11

		gai consultants 12574 Poplar Center Blvd., Suite 202 Jacksonville, Florida 32256 904-353-1110					
NO.		BY		DATE		REVISIONS	
6							
5							
4							
3							
2							
1							

DESIGN ENGINEER
RONALD F. HOOGLAND
FLORIDA REGISTRATION NO.
45247

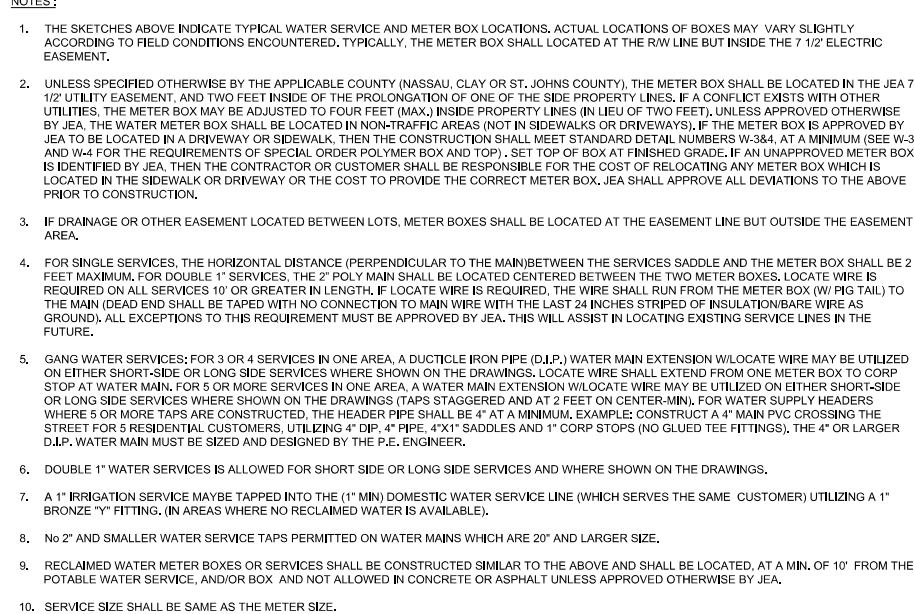
DESIGNER: JM
DRAWN BY: JM
DATE: 2/15/22
CHECKED BY: MB
DATE: 2/13/23

LEAsm
Building Communitysm

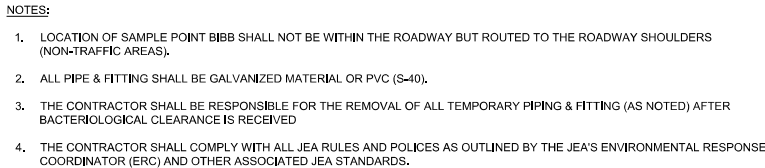
UEA WATER MAIN DETAILS

NO. SHEETS 21	PROJ. NO.
SHEET NO. 9	DATE: 2/17/2023
DRAWING NO. DET-2	SCALE: AS NOTED

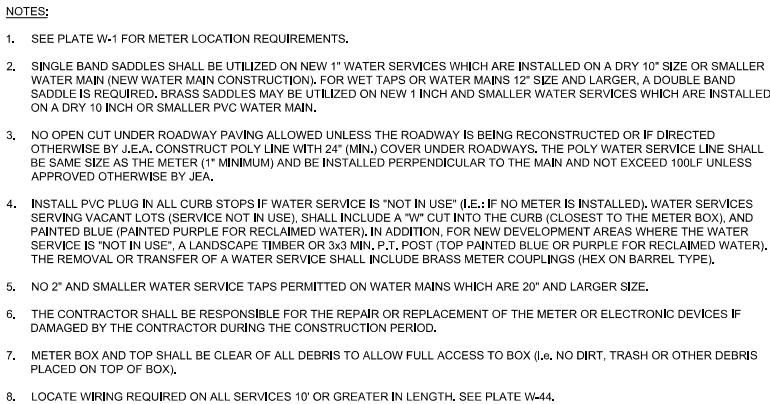
THE OFFICIAL RECORD OF THIS SHEET IS THE ELECTRONIC FILE DIGITALLY SIGNED AND SEALED UNDER RULE 61G15-23.004, F.A.C.



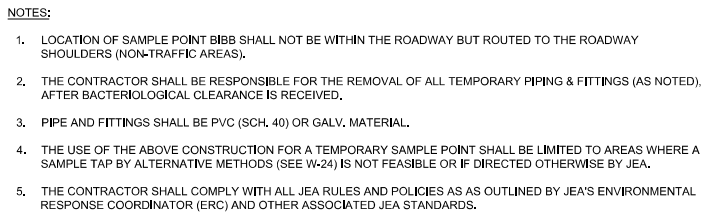
JANUARY 2022 PLATE W-1



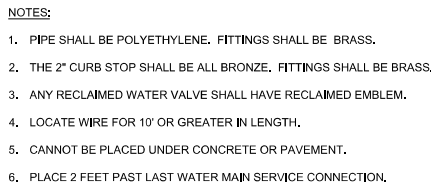
JANUARY 2022 PLATE W-26

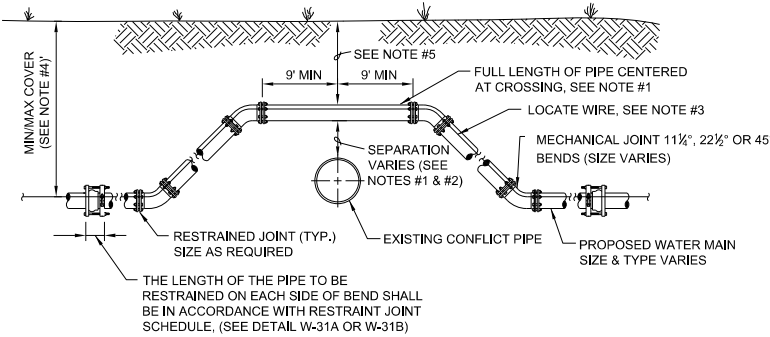


JANUARY 2022 PLATE W-2



JANUARY 2022 PLATE W-25

JANUARY 2022 PLATE W-28



CASE "A" CROSSING

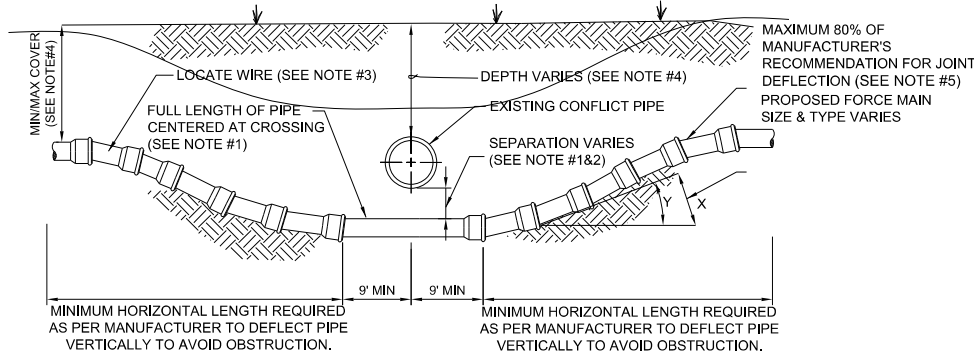
NOTES:

- THE SOILS BETWEEN THE NEW MAIN AND THE CONFLICT PIPE SHALL BE COMPACTED TO 98% OF THE MAXIMUM DENSITY AS DETERMINED BY THE LABORATORY MODIFIED PROCTOR TEST, ASTM D 1557.
- FOR MINIMUM VERTICAL SEPARATION REQUIREMENTS SEE DETAIL (W-10 AND W-11).
- LOCATING WIRE REQUIRED: SEE DETAIL W-44.
- THE COVER FOR PIPING LESS THAN 24" SIZE SHALL BE 30" (MIN) IN UNPAVED AREAS, 36" (MIN) IN PAVED AREAS AND A MAXIMUM COVER OF 60", UNLESS APPROVED BY JEA. THE COVER FOR PIPING 24" SIZE AND LARGER SHALL BE 36" (MIN) IN PAVED AND UNPAVED AREAS AND A MAXIMUM COVER OF 84", UNLESS APPROVED BY JEA.
- IF UTILITY CONFLICT IS LOCATED IN A NON-TRAFFIC AREA (NO TRAFFIC LOADS) AND THE NEW PIPE IS D.I.P., THEN THE MINIMUM COVER MAY BE REDUCED TO 24 INCHES (ONLY IN THE AREA OF THE CONFLICT).

ADJUSTMENT OVER EXISTING UTILITIES
MECHANICAL RESTRAINTS

JANUARY 2022

PLATE W-32



CASE "B" CROSSING

NOTES:

- IF EXISTING CONFLICT PIPE IS A WATER MAIN, 12-INCHES OF SEPARATION IS REQUIRED. A FULL LENGTH OF PIPE SHALL BE CENTERED OVER EXISTING UTILITY MAIN TO PROVIDE MAXIMUM JOINT SPACING FOR ALL CROSSING.
- FOR OTHER LOCATION LIMITATIONS SEE DETAIL (W-10 & W-11).
- LOCATING WIRE REQUIRED: SEE DETAIL W-44.
- THE COVER OVER ALL PIPING LESS THAN 24" SIZE SHALL BE A MINIMUM OF 30" IN UNPAVED AREAS AND 36" IN PAVED AREAS WITH A MAXIMUM COVER OF 60" UNLESS APPROVED OTHERWISE BY JEA. COVER FOR PIPING 24" SIZE AND LARGER SHALL BE MINIMUM OF 36" (PAVED AND UNPAVED) AND MAXIMUM OF 84" UNLESS APPROVED OTHERWISE BY JEA. THE SOILS BETWEEN THE NEW MAIN AND THE CONFLICT PIPE SHALL BE COMPACTED TO 98% OF THE MAXIMUM DENSITY AS DETERMINED BY THE LABORATORY MODIFIED PROCTOR TEST ASTM D 1557.
- JEA ONLY ALLOWS 80% OF THE PIPE MANUFACTURER'S RECOMMENDATION FOR JOINT DEFLECTION. BENDING THE PIPE BARREL IS NOT ALLOWED, UNLESS OTHERWISE APPROVED BY JEA, THE MAXIMUM ARE LISTED IN TABLE BELOW. ONLY MANUAL FORCE CAN BE UTILIZED TO OBTAIN THESE JOINT DEFLECTION. ALL OFFSETS ARE BASED ON MINIMUM 20LF PIPE LENGTH.

MAXIMUM ALLOWED OFFSET FOR PIPE BY JOINT DEFLECTION

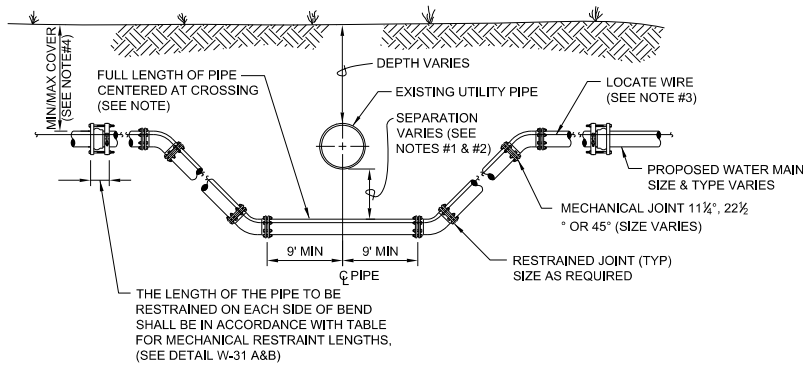
PVC PIPE			
PIPE SIZE (IN.)	(X) MAX. OFFSET (IN.)	(Y) ANGLE AT ONE BELL	RESULTING RADIUS OF CURVE WITH 20FT. LENGTHS
2	30	7°	158 FT
4	10	2.4°	480 FT
6	10	2.4°	480 FT
8	10	2.4°	480 FT
10	10	2.4°	480 FT
12	8.5	2°	564 FT
14 - 24	5	1.2°	960 FT
30 - 48	3.25	0.8°	1477 FT

DUCTILE IRON PIPE (Mechanical Joint)			
PIPE SIZE (IN.)	(X) MAX. OFFSET (IN.)	(Y) ANGLE AT ONE BELL	RESULTING RADIUS OF CURVE WITH 20FT. LENGTHS
-	-	-	-
4	27	6.5°	177 FT
6	24	5.7°	200 FT
8 - 12	17.5	4.2°	273 FT
14 - 16	12	2.9°	400 FT
18 - 20	10	2.4°	477 FT
24 - 30	8	1.9°	600 FT
36	7	1.7°	687 FT
42 - 48	6.7	1.6°	716 FT

ADJUSTMENT UNDER EXISTING UTILITIES
PIPE JOINT DEFLECTION

JANUARY 2022

PLATE W-40



CASE "B" CROSSING

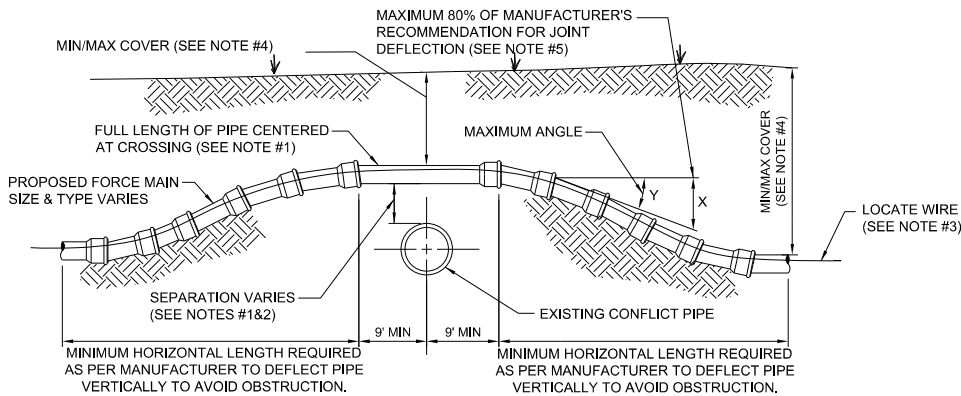
NOTES:

- THE SOILS BETWEEN THE NEW MAIN AND THE CONFLICT PIPE SHALL BE COMPACTED TO 98% OF THE MAXIMUM DENSITY AS DETERMINED BY THE LABORATORY MODIFIED PROCTOR TEST, ASTM D 1557
- FOR MINIMUM VERTICAL SEPARATION REQUIREMENTS SEE DETAILS (W-10 AND W-11)
- LOCATING WIRE REQUIRED: SEE DETAIL W-44.
- THE COVER FOR PIPING LESS THAN 24" SIZE SHALL BE 30" (MIN) IN UNPAVED AREA, 36" (MIN) IN PAVED AREAS AND A MAXIMUM COVER OF 60", UNLESS APPROVED BY JEA. THE COVER FOR PIPING 24" SIZE AND LARGER SHALL BE 36" (MIN) IN PAVED AND UNPAVED AREAS AND A MAXIMUM COVER OF 84", UNLESS APPROVED BY JEA.
- IN LOCATIONS WHERE WATER/RECLAIM MAINS CROSS UNDER A BOX-CULVERT, OR 36-INCH DIAMETER AND LARGER STORM WATER MAIN, JEA WILL REQUIRE DIP TO BE UTILIZED FOR THE MAIN.

ADJUSTMENT UNDER EXISTING UTILITIES
MECHANICAL RESTRAINTS

JANUARY 2022

PLATE W-34



CASE "A" CROSSING

NOTES:

- IF EXISTING CONFLICT PIPE IS A WATER MAIN, 12-INCHES OF SEPARATION IS REQUIRED. A FULL LENGTH OF PIPE SHALL BE CENTERED OVER EXISTING UTILITY MAIN TO PROVIDE MAXIMUM JOINT SPACING FOR ALL CROSSING.
- FOR OTHER LOCATION LIMITATIONS SEE DETAIL (S-10 & W-11).
- LOCATING WIRE REQUIRED: SEE DETAIL W-44.
- THE COVER OVER ALL PIPING LESS THAN 24" SIZE SHALL BE A MINIMUM OF 30" IN UNPAVED AREAS AND 36" IN PAVED AREAS WITH A MAXIMUM COVER OF 60" UNLESS APPROVED OTHERWISE BY JEA. COVER FOR PIPING 24" SIZE AND LARGER SHALL BE MINIMUM OF 36" (PAVED AND UNPAVED) AND MAXIMUM OF 84" UNLESS APPROVED OTHERWISE BY JEA. THE SOILS BETWEEN THE NEW MAIN AND THE CONFLICT PIPE SHALL BE COMPACTED TO 98% OF THE MAXIMUM DENSITY AS DETERMINED BY THE LABORATORY MODIFIED PROCTOR TEST ASTM D 1557.
- JEA ONLY ALLOWS 80% OF THE PIPE MANUFACTURER'S RECOMMENDATION FOR JOINT DEFLECTION. BENDING THE PIPE BARREL IS NOT ALLOWED, UNLESS OTHERWISE APPROVED BY JEA, THE MAXIMUM ARE LISTED IN TABLE BELOW. ONLY MANUAL FORCE CAN BE UTILIZED TO OBTAIN THESE JOINT DEFLECTION. ALL OFFSETS ARE BASED ON MINIMUM 20LF PIPE LENGTH.

MAXIMUM ALLOWED OFFSET FOR PIPE BY JOINT DEFLECTION

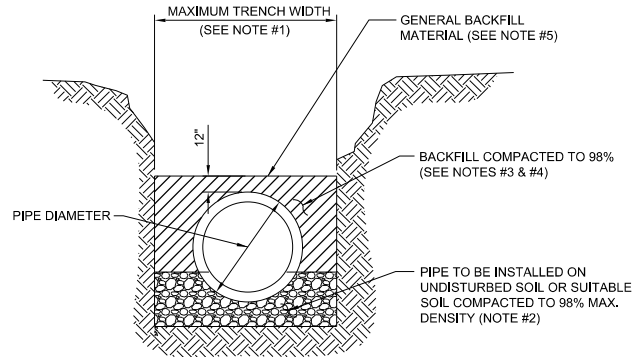
PVC PIPE			
PIPE SIZE (IN.)	(X) MAX. OFFSET (IN.)	(Y) ANGLE AT ONE BELL	RESULTING RADIUS OF CURVE WITH 20FT. LENGTHS
2	30	7°	158 FT
4	10	2.4°	480 FT
6	10	2.4°	480 FT
8 - 12	17.5	4.2°	273 FT
14 - 16	12	2.9°	400 FT
18 - 20	10	2.4°	477 FT
24 - 30	8	1.9°	600 FT
36	7	1.7°	687 FT
42 - 48	3.25	0.8°	1477 FT

DUCTILE IRON PIPE (Mechanical Joint)			
PIPE SIZE (IN.)	(X) MAX. OFFSET (IN.)	(Y) ANGLE AT ONE BELL	RESULTING RADIUS OF CURVE WITH 20FT. LENGTHS
-	-	-	-
4	27	6.5°	177 FT
6	24	5.7°	200 FT
8 - 12	17.5	4.2°	273 FT
14 - 16	12	2.9°	400 FT
18 - 20	10	2.4°	477 FT
24 - 30	8	1.9°	600 FT
36	7	1.7°	687 FT
42 - 48	6.7	1.6°	716 FT

ADJUSTMENT OVER EXISTING UTILITIES
PIPE JOINT DEFLECTION

JANUARY 2022

PLATE W-41



TYPICAL TRENCH

NOTES:

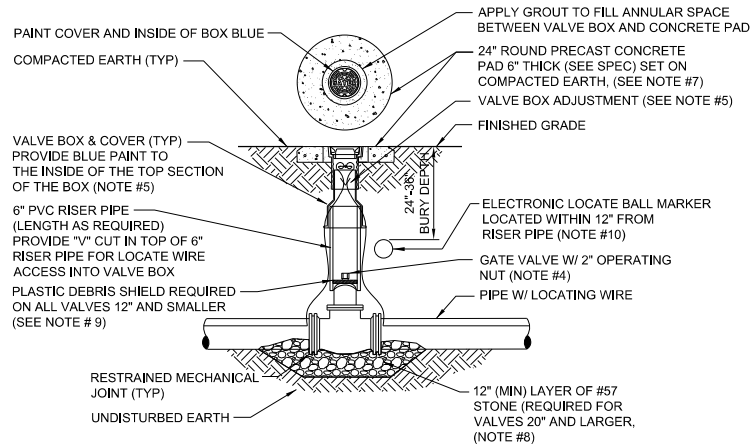
- TRENCH SIDES SHALL BE APPROXIMATELY VERTICAL BETWEEN AN ELEVATION OF 1 FOOT ABOVE THE TOP OF THE PIPE AND THE CENTER LINE OF THE PIPE; OTHERWISE, TRENCH SIDES SHALL BE AS VERTICAL AS POSSIBLE OR AS REQUIRED BY OSHA STANDARDS, REFER TO THE MEASUREMENT AND PAYMENT SECTION (SECTION #801, PARAGRAPH #4)) TO DETERMINE MAXIMUM PAYLINE WIDTHS.
- BELL HOLE SHALL BE DUG TO PERMIT THE ENTIRE STRAIGHT BARREL OF THE PIPE TO REST ON THE UNDISTURBED TRENCH BOTTOM, BOULDERS OR LOOSE ROCKS LARGER THAN 3/4 INCH IN SIZE WILL NOT BE PERMITTED IN BACKFILL UP TO 1 FOOT ABOVE THE TOP OF THE PIPE.
- BACK FILL MATERIAL UP TO A LEVEL OF 1 FOOT OVER THE PIPE SHALL CONSIST OF AASHTO CLASS A-3 SOIL (SUITABLE SOIL) AND SHALL EXCLUDE CLAY MATERIALS AND LOOSE ROCKS LARGER THAN 3/4 INCH SIZE.
- BACKFILL MATERIAL UP TO A LEVEL 1 FOOT OVER THE TOP OF PIPE OR BOTTOM OF STRUCTURES SHALL BE PLACED IN 6 INCH COMPACTED THICKNESS LAYERS AND SHALL BE COMPACTED TO 98% OF IT'S MAXIMUM DENSITY AS DETERMINED BY THE LABORATORY MODIFIED PROCTOR TEST, ASTM D1557.
- SEE " EXCAVATION AND EARTHWORK", SECTION 408 FOR ADDITIONAL REQUIREMENTS INCLUDING REMOVAL AND REPLACEMENT OF UNSUITABLE SOILS, DEWATERING, COMPACTION REQUIREMENTS AND DENSITY TESTING OF COMPACTED SOILS.

OPEN CUT TRENCH FOR PRESSURE PIPE

JANUARY 2022

IN CITY RIGHT OF WAY

PLATE W-42



NOTES:

- FOR UNPAVED LOCATIONS, A PRECAST CONCRETE VALVE PAD SHALL BE PROVIDED AND INSTALLED FLUSH WITH GRADE. CONCRETE PAD IS NOT REQUIRED FOR VALVE LOCATED IN THE ROADWAY, UNLESS SHOWN OR NOTED OTHERWISE.
- LOCATING WIRE IS REQUIRED ON ALL PRESSURE PIPING (SEE DETAIL W-44).
- A "V" CUT SHALL BE CARVED IN THE CURB CLOSEST/ADJACENT(ASPHALT IF NO CURB) TO ALL BELOW GRADE VALVES, THE "V" CUT IS TO BE PAINTED BLUE WATER/PURPLE RECLAIMED.
- IN PAVED AREAS, INSTALL VALVE AT A DEPTH TO ALLOW A 12" MIN. DISTANCE BETWEEN THE VALVE COVER PLATE AND THE TOP OF THE VALVE OPERATING NUT, OUTSIDE OF PAVED AREAS, INSTALL VALVE AT A DEPTH TO ALLOW A 6" MINIMUM DISTANCE BETWEEN THE VALVE COVER AND THE TOP OF THE VALVE OPERATING NUT, OPERATING NUT/STEM EXTENSION SHALL BE PROVIDED (WHERE APPLICABLE) SO THAT THE OPERATING NUT WILL BE NO MORE THAN 30 INCHES BELOW FINISHED GRADE.
- FOR NEW CONSTRUCTION, THE VALVE BOX SHALL BE ADJUSTED TO MIDRANGE TO ALLOW FOR FUTURE BOX ADJUSTMENTS. ROUTE LOCATE WIRES THRU A "V" CUT IN THE TOP OF THE 6" PVC RISER PIPE FOR LOCATE WIRE ACCESS INTO VALVE BOX. THE LOCATE WIRES WITH A 24" LONG PIG-TAIL AT THE TOP SHALL BE CONNECTED TOGETHER WITH A WIRE NUT.
- BRASS IDENTIFICATION TAG INDICATING "WATER", VALVE SIZE, DIRECTION AND TURNS TO OPEN & VALVE TYPE. PROVIDE A 3/4" HOLE IN BRASS TAG AND ATTACH TAG (TWIST WIRE AROUND TAG) TO THE END OF THE LOCATE WIRE. TAGS ARE NOT REQUIRED ON VALVES INSTALLED ON FIRE HYDRANT BRANCH LINES.
- IN LIEU OF PRECAST CONCRETE PAD, A 6" THICK X 24" (ROUND OR SQUARE) POURED CONCRETE PAD W/2 - #4 REBAR AROUND PERIMETER, MAY BE USED.
- GRAVEL SHALL BE PROVIDED UNDER ALL VALVES 20" AND LARGER. THE MINIMUM VERTICAL LIMIT OF GRAVEL IS 12" UNDER THE VALVE UP TO 1/3 THE OVERALL HEIGHT OF THE VALVE.
- FOR VALVES 12 INCH AND SMALLER, PROVIDE A WHITE OR BLACK PLASTIC DEBRIS SHIELD WHICH INSTALLS BELOW THE OPERATING NUT. THIS SHIELD SHALL CENTER THE RISER PIPE BOX OVER THE OPERATING NUT AND MINIMIZE INFILTRATION. SHIELD SHALL BE BY AFC, BOXLOK OR APPROVED EQUAL.
- ALL VALVES SHALL BE INSTALLED WITH AN ELECTRIC LOCATE MARKER. MARKER SHALL BE 4" DIA. COLOR CODED BALL MARKER (3M-1403XR FOR WATER AND 1408XR FOR RECLAIMED WATER).

WATER VALVE INSTALLATION DETAIL

JANUARY 2022

PLATE W-18



gai consultants
12574 Ridge Center Blvd, Suite 202
Fort Myers, FL 33906
904-383-1110

REVISIONS		DATE		BY		NO.	
1						6	
2						4	
3						3	
4						2	

DESIGN ENGINEER
RONALD F. HOOGLAND
FLORIDA REGISTRATION NO.
45247

DESIGNER: JM
DRAWN BY: JM
DATE: 2/15/22
CHECKED BY: MB
DATE: 2/15/23

JEA sm
Building Community sm

JEA WATER MAIN
DETAILS
UNIVERSITY OF FLORIDA

PROJ. NO.
SHEET NO.
21
11

DATE: 2/17/2023

SCALE: AS NOTED
DET-4

NO. SHEETS
21

SHEET NO.
11

DRAWING NO.
DET-4

THE OFFICIAL RECORD OF THIS SHEET IS THE ELECTRONIC FILE DIGITALLY SIGNED AND SEALED UNDER RULE 61G15-23.004, F.A.C.

PVC PIPE RESTRAINT NOTES:

- THIS SCHEDULE SHALL BE UTILIZED ON ALL WATER, SEWER FORCE MAIN OR RECLAIMED WATER SYSTEMS. ALL FITTINGS SHALL BE RESTRAINED TO LENGTHS INDICATED ON THE ABOVE SCHEDULE, AT A MINIMUM.
- ASSUMPTIONS: PVC PIPE, SAFETY FACTOR=1.5, TEST PRESSURE=150PSI, SOIL=GM OR SM, TRENCH TYPE 3, DEPTH OF COVER=30 INCHES FOR 20" AND SMALLER PIPE SIZE OR 36 INCHES FOR 24" AND LARGER PIPE SIZE.
- BENDS AND VALVES: SHALL BE RESTRAINED ON EACH SIDE OF FITTING.
- VERTICAL OFFSETS: ARE APPROX. 3 FEET COVER ON TOP AND APPROX. 8 FEET COVER ON BOTTOM, PER THE DETAILS. L_u IS THE RESTRAINED LENGTH FOR THE UPPER (TOP) LEVEL. L_i IS THE RESTRAINED LENGTH FOR THE LOWER (DEEPER) LEVEL. ASSUME 45 DEGREE BENDS.
- TEES: TOTAL LENGTH BETWEEN FIRST JOINTS OR RESTRAINED LENGTH ON EITHER SIDE OF TEE (RUN) SHALL BE A TOTAL DISTANCE OF 30 FEET (MIN). SEE SCHEDULE ABOVE FOR RESTRAINT LENGTH ON TEE "BRANCH" LINE.
- HDPE TO PVC TRANSITIONS: THE PVC PIPE SIDE SHALL BE RESTRAINED 35 FT (MIN).
- THE INSTALLATION OF BELL HARNESS RESTRAINTS AT PVC JOINTS (DR-18 & 25 PIPE) SHALL BE COMPLETED PER THE MANUFACTURERS RECOMMENDATION, WHICH INCLUDES NOT OVER TIGHTENING THE PARALLEL RODS/NUTS. THESE NUTS SHOULD ONLY BE SNUG TIGHT. THE HOME MARKS ON THE PIPE SHOULD ALWAYS BE VISIBLE AFTER THE RESTRAINT IS INSTALLED. OVERHOMING THE JOINT MAY CAUSE A FAILURE AT THE BELL RESULTING IN A SERVICE OUTAGE.

LENGTH (L) TO BE RESTRAINED

NOMINAL PIPE SIZE (IN.)	HORIZONTAL BENDS				VERTICAL OFFSETS 45° BENDS (SEE NOTE 4)		VALVES OR DEAD ENDS
	90° BENDS L (FT.)	45° BENDS L (FT.)	22.5° BENDS L (FT.)	11.25° BENDS L (FT.)	UPPER L (FT.)	LOWER L (FT.)	
	L (FT.)	L (FT.)	L (FT.)	L (FT.)	L (FT.)	L (FT.)	
4	21	9	5	3	17	3	47
6	30	13	6	3	23	4	66
8	38	16	8	4	30	6	86
10	45	19	9	5	36	7	103
12	53	22	11	6	43	8	121
14	61	26	13	6	50	9	140
16	66	28	14	7	55	10	154
18	73	30	15	8	60	11	170
20	79	33	16	8	66	12	186
24	79	33	16	8	77	15	185
30	93	39	19	10	97	17	222
36	106	39	21	11	107	20	257
42	117	49	24	12	120	24	289
48	144	53	26	13	133	26	321

REDUCERS

SIZE (IN.)	L (FT.)
6x4	34
8x6	36
8x4	62
10x8	35
10x6	63
12x10	36
12x8	64
16x12	66
16x10	92
20x18	35
20x16	66
20x12	117
24x20	56
24x18	80
24x16	101
30x24	78
30x20	121
36x30	78
36x24	141
42x36	75
42x30	140
48x42	75
48x36	139

TEES
SEE NOTE 5

RUN SIZE (IN.)	BRANCH SIZE (IN.)	L (FT.)
4	4	F.O.
4	6	10 F.O.
8	6	29 F.O.
10	10	45 13 6 < LESS F.O.
12	12	62 32 8 < LESS F.O.
16	16	94 39 10 < LESS F.O.
20	20	125 76 12 < LESS F.O.
24	24	124 84 16 < LESS F.O.
30	30	159 104 20 < LESS F.O.
36	36	192 142 24 < LESS F.O.
42	42	223 178 30 < LESS F.O.
48	48	253 209 36 < LESS F.O.

F.O. = FITTING ONLY

DUCTILE IRON PIPE RESTRAINT NOTES:

- THIS SCHEDULE SHALL BE UTILIZED ON ALL WATER, SEWER FORCE MAIN OR RECLAIMED WATER SYSTEMS. ALL FITTINGS SHALL BE RESTRAINED TO LENGTHS INDICATED ON THE ABOVE SCHEDULE, AT A MINIMUM.
- ASSUMPTIONS: DUCTILE IRON PIPE (WITHOUT POLY WRAP). SAFETY FACTOR=1.5, TEST PRESSURE=150PSI, SOIL=GM OR SM, TRENCH TYPE 3, DEPTH OF COVER=30 INCHES FOR 20" AND SMALLER PIPE SIZE OR 36 INCHES FOR 24" AND LARGER PIPE SIZE. FOR D.I.P. W/POLY WRAP, USE RESTRAINT JOINT SCHEDULE FOR PVC PIPE.
- BENDS AND VALVES: SHALL BE RESTRAINED ON EACH SIDE OF FITTING.
- VERTICAL OFFSETS: ARE APPROX. 3 FEET COVER ON TOP AND APPROX. 8 FEET COVER ON BOTTOM, PER THE DETAILS. L_u IS THE RESTRAINED LENGTH FOR THE UPPER (TOP) LEVEL. L_i IS THE RESTRAINED LENGTH FOR THE LOWER (DEEPER) LEVEL. ASSUME 45 DEGREE BENDS.
- TEES: TOTAL LENGTH BETWEEN FIRST JOINTS OR RESTRAINED LENGTH ON EITHER SIDE OF TEE (RUN) SHALL BE A TOTAL DISTANCE OF 30 FEET (MIN). SEE SCHEDULE ABOVE FOR RESTRAINT LENGTH ON TEE "BRANCH" LINE.
- HDPE TO D.I.P. TRANSITIONS: THE D.I.P. PIPE SIDE SHALL BE RESTRAINED 35 FT (MIN).

LENGTH (L) TO BE RESTRAINED

NOMINAL PIPE SIZE (IN.)	HORIZONTAL BENDS				VERTICAL OFFSETS 45° BENDS (SEE NOTE 4)		VALVES OR DEAD ENDS
	90° BENDS L (FT.)	45° BENDS L (FT.)	22.5° BENDS L (FT.)	11.25° BENDS L (FT.)	UPPER L (FT.)	LOWER L (FT.)	
	L (FT.)	L (FT.)	L (FT.)	L (FT.)	L (FT.)	L (FT.)	
4	17	7	4	2	11	3	30
6	24	15	5	3	15	4	42
8	31	13	6	3	20	5	55
10	36	15	8	4	23	6	65
12	42	18	9	5	27	7	77
14	48	20	10	5	31	7	87
16	53	22	11	6	35	8	97
18	58	24	12	6	39	9	107
20	63	27	13	6	42	10	118
24	63	27	13	7	49	12	118
30	75	31	15	8	59	14	141
36	86	36	17	9	68	17	163
42	95	40	19	10	76	19	183
48	117	43	21	11	84	21	203

LENGTH (L) TO BE RESTRAINED (SEE PLATE Nos. 38C & 38D FOR ADDITIONAL DETAILS)

NOMINAL PIPE SIZE (IN.)	HORIZONTAL BENDS				VERTICAL OFFSETS 45° BENDS (SEE NOTE 4)		VALVES OR DEAD ENDS
	90° BENDS L (FT.)	45° BENDS L (FT.)	22.5° BENDS L (FT.)	11.25° BENDS L (FT.)	UPPER L (FT.)	LOWER L (FT.)	
	L (FT.)	L (FT.)	L (FT.)	L (FT.)	L (FT.)	L (FT.)	
4	17	7	4	2	11	3	30
6	24	15	5	3	15	4	42
8	31	13	6	3	20	5	55
10	36	15	8	4	23	6	65
12	42	18	9	5	27	7	77
14	48	20	10	5	31	7	87
16	53	22	11	6	35	8	97
18	58	24	12	6	39	9	107
20	63	27	13	6	42	10	118
24	63	27	13	7	49	12	118
30	75	31	15	8	59	14	141
36	86	36	17	9	68	17	163
42	95	40	19	10	76	19	183
48	117	43	21	11	84	21	203

NOMINAL PIPE SIZE (IN.)	HORIZONTAL BENDS				VERTICAL OFFSETS 45° BENDS (SEE NOTE 4)		VALVES OR DEAD ENDS
	90° BENDS L (FT.)	45° BENDS L (FT.)	22.5° BENDS L (FT.)	11.25° BENDS L (FT.)	UPPER L (FT.)	LOWER L (FT.)	
	L (FT.)	L (FT.)	L (FT.)	L (FT.)	L (FT.)	L (FT.)	
4	17	7	4	2	11	3	30
6	24	15	5	3	15	4	42
8	31	13	6	3	20	5	55
10	36	15	8	4	23	6	65
12	42	18	9	5	27	7	77
14	48	20	10	5	31	7	87
16	53	22	11	6	35	8	97
18	58	24	12	6	39	9	107
20	63	27	13	6	42	10	118
24	63	27	13	7	49	12	118
30	75	31	15	8	59	14	141
36	86	36	17	9	68	17	163
42	95	40	19	10	76	19	183
48	117	43	21	11	84	21	203

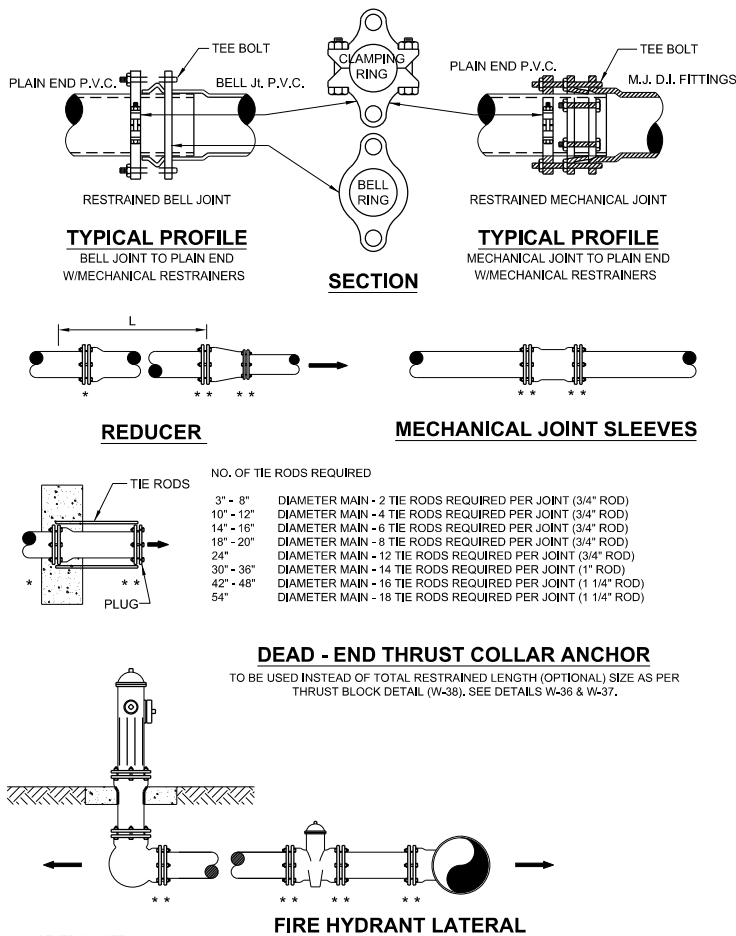
NOMINAL PIPE SIZE (IN.)	HORIZONTAL BENDS				VERTICAL OFFSETS 45° BENDS (SEE NOTE 4)		VALVES OR DEAD ENDS
	90° BENDS L (FT.)	45° BENDS L (FT.)	22.5° BENDS L (FT.)	11.25° BENDS L (FT.)	UPPER L (FT.)	LOWER L (FT.)	
	L (FT.)	L (FT.)	L (FT.)	L (FT.)	L (FT.)	L (FT.)	
4	17	7	4	2	11	3	30
6	24	15	5	3	15	4	42
8	31	13	6	3	20	5	55
10	36	15	8	4	23	6	65
12	42	18	9	5	27	7	77
14	48	20	10	5	31	7	87
16	53	22	11	6	35	8	97
18	58	24	12	6	39	9	107
20	63	27	13	6	42	10	118
24	63	27	13	7	49	12	118
30	75	31	15	8	59	14	141
36	86	36	17	9	68	17	163
42	95	40	19	10	76	19	183
48	117	43	21	11	84	21	203

F.O. = FITTING ONLY

PVC PIPE RESTRAINT JOINT SCHEDULE

JANUARY 2022

PLATE W-31A



GENERAL NOTE:

- PAY ITEM *** DENOTES A RESTRAINT WHICH IS PAID FOR ON A PER EACH BASIS.
- PAY ITEM *** DENOTES A RESTRAINT WHICH IS INCLUDED IN THE UNIT PRICE BID FOR FITTING OR VALVE.
- ➡ INDICATES DIRECTION OF THRUST FORCE.

MECHANICAL RESTRAINT DETAILS - I

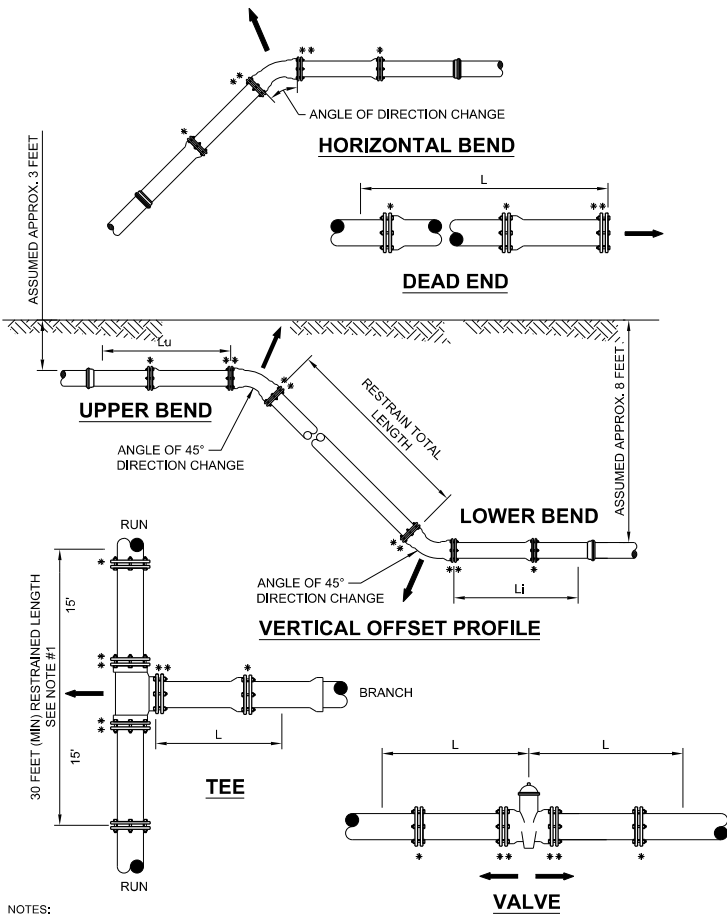
JANUARY 2022

PLATE W-31C

DUCTILE IRON PIPE RESTRAINT JOINT SCHEDULE

JANUARY 2022

PLATE W -31B



NOTES:

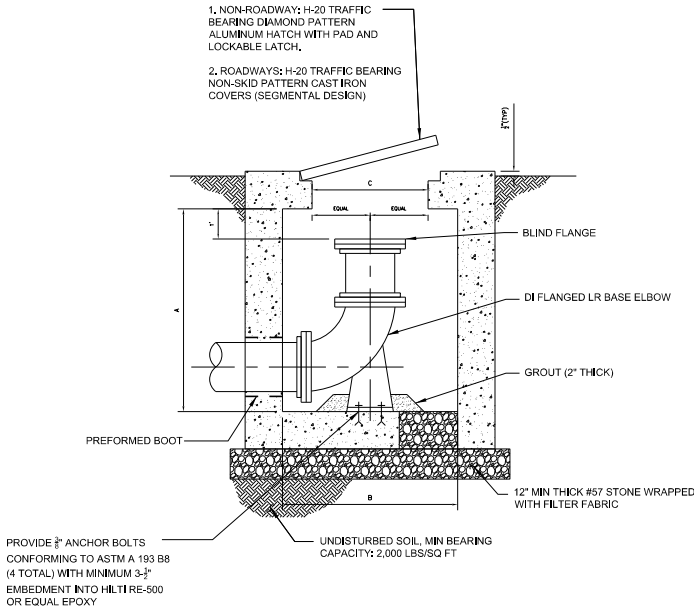
- TOTAL LENGTH BETWEEN FIRST JOINTS OR RESTRAINED LENGTH ON EITHER SIDE OF TEE (RUN) SHALL BE A TOTAL DISTANCE OF 30 FEET (MIN.).
- PAY ITEM *** DENOTES A RESTRAINT WHICH IS PAID FOR ON A PER EACH BASIC.
- PAY ITEM *** DENOTES A RESTRAINT WHICH IS INCLUDED IN THE UNIT PRICE BID FOR FITTING OR VALVE.

MECHANICAL RESTRAINT DETAILS - II

JANUARY 2022

PLATE W-31D

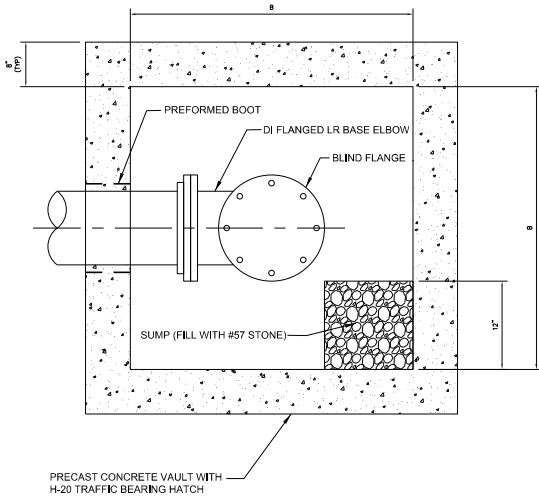
MossJUN 2/17/2023 3:21:58 PM 2/20211R210091.00 - McCoy's Ck Raise Bridge(CAD)/1009152011u18u1UTDT-UW05a.DGN



SWABBING PORT AND CLEAN OUT VAULT DETAIL - SECTION

JANUARY 2022

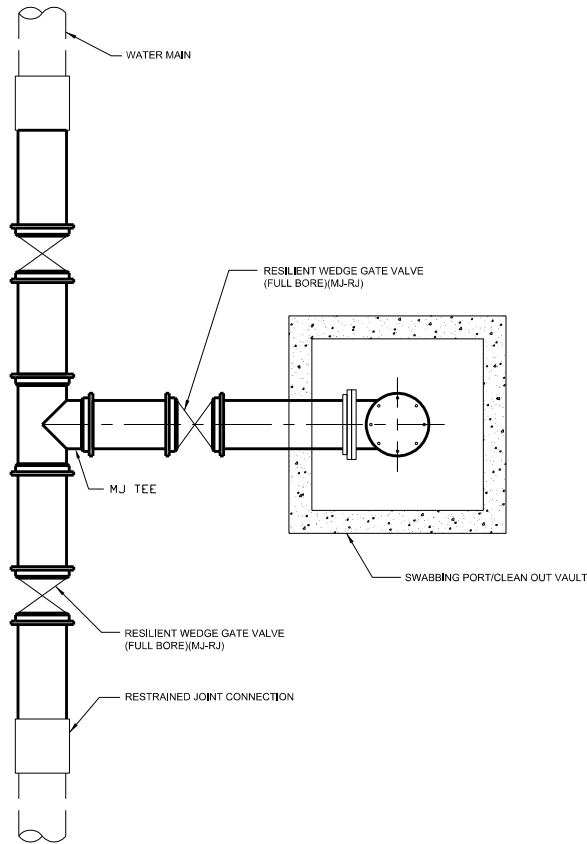
PLATE W-45



SWABBING PORT AND CLEAN OUT VAULT DETAIL - PLAN

JANUARY 2022

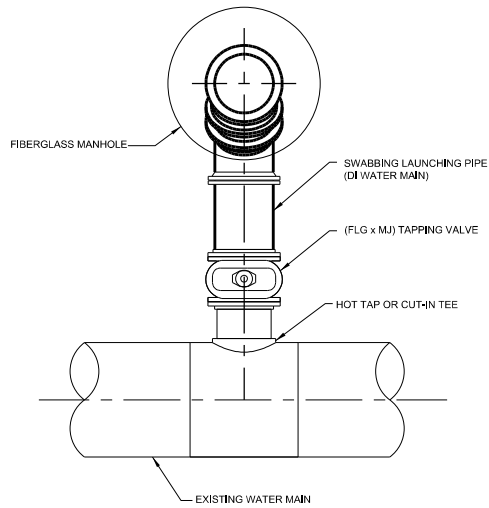
PLATE W-45A



SWABBING LAUNCHING STATION DETAIL FOR NEW WATER MAIN UP TO 24"

JANUARY 2022

PLATE W-45B

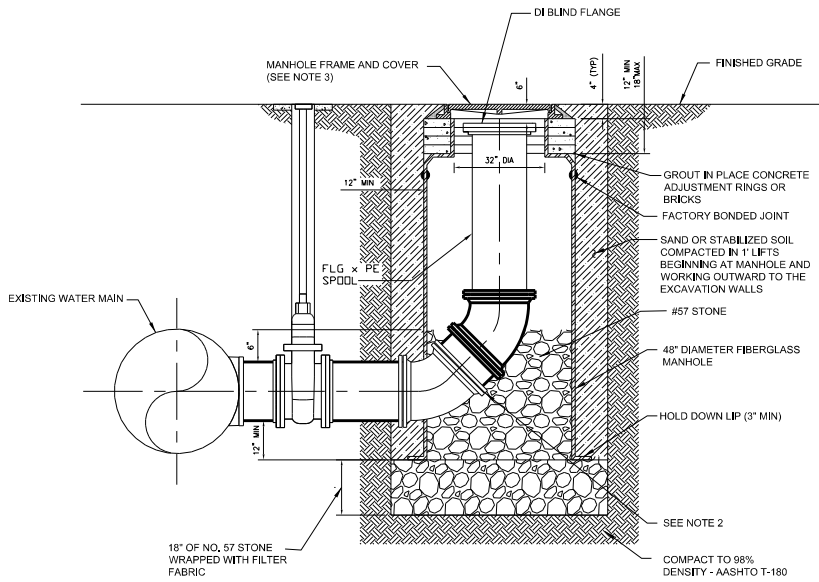


- NOTES:
- FOR HOT TAP CONNECTIONS ON EXISTING WATER MAINS 10" DIAMETER AND GREATER, DIAMETER OF TAPPING VALVE AND PIG LAUNCHING PIPE SHALL BE ONE NOMINAL SIZE LESS THAN EXISTING WATER MAIN.

SWABBING PIG LAUNCHING STATION DETAIL FOR WATER MAINS UP TO 24" - PLAN

JANUARY 2022

PLATE W-45C



- NOTES:
- PROVIDE ALL MATERIALS IN ACCORDANCE TO JEA WATER AND WASTEWATER STANDARD SPECIFICATIONS.
 - USE TWO VERTICAL 45 DEGREE MJ BENDS OR LONG RADIUS 90 DEGREE MJ BEND.
 - PROVIDE STANDARD JEA FRAME AND COVER.
 - RESTRAIN ALL JOINTS.

RETROFIT SWABBING LAUNCHING STATION DETAIL FOR WATER MAINS UP TO 24" - SECTION

JANUARY 2022

PLATE W-45D

REVISIONS		NO.	BY	DATE
1		1		
2		2		
3		3		
4		4		
5		5		

DESIGN ENGINEER	RONALD F. HOOGLAND
FLORIDA REGISTRATION NO.	45247
DESIGNER	JM
DRAWN BY	JM
DATE	2/15/22
CHECKED BY	MB
DATE	2/15/23

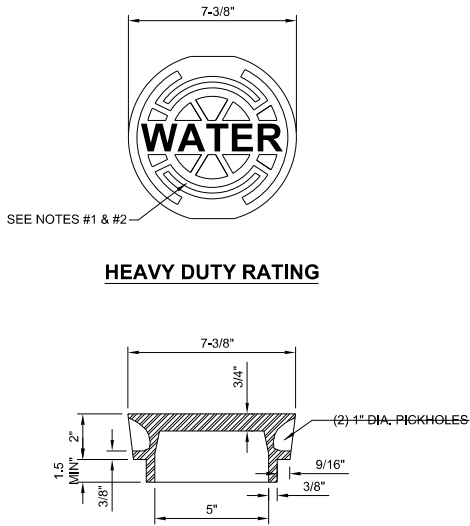
PROJ. NO.	DATE: 2/17/2023	SCALE: AS NOTED
NO. SHEETS: 21	SHEET NO. 14	DRAWING NO. DET-7

MossJUN 2/17/2023 3:21:58 PM Z:\2021\1R210091.00 - McCoy's Ck Raise Bridge\CAD\3100915201\ui\#LUTDT-UW05a.DGN

WATER SYSTEM VALVE BOX COVER

JANUARY 2022

PLATE W-16

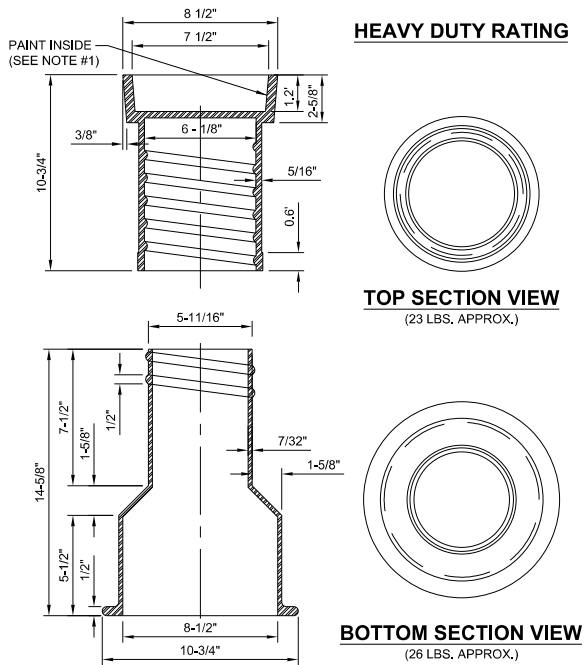


- NOTES:
1. PAINT TOP OF THE COVER WITH ENAMEL PAINT (BLUE COLOR) FOR WATER.
 2. FOR "REUSE" PAINT TOP PANTONE PURPLE.
 3. LID WEIGHT; APPROX. 12 LBS.

WATER SYSTEM VALVE BOX

JANUARY 2022

PLATE W-17



- NOTES:
1. PAINT THE INSIDE OF THE TOP SECTION OF THE BOX WITH APPLICABLE COLOR (BLUE OR PURPLE)
 2. HEAVY DUTY RATING (TOTAL WEIGHT APPROX. 50 LBS.).
 3. REFERENCE SECTION 351, PARAGRAPH X.2.

gai consultants

12574 Ridge Center Blvd., Suite 202
Fort Myers, Florida 33906
904-363-1110

12574 Ridge Center Blvd., Suite 202
Fort Myers, Florida 33906
904-363-1110

EB99531

NO.

BY

DATE

REVISIONS

1			
2			
3			
4			
5			
6			

DESIGN ENGINEER
RONALD F. HOOGLAND
FLORIDA REGISTRATION NO.
45247

DESIGNER: JM
DRAWN BY: JM
DATE: 2/15/23
CHECKED BY: MB
DATE: 2/15/23

JEA

Building Communitysm

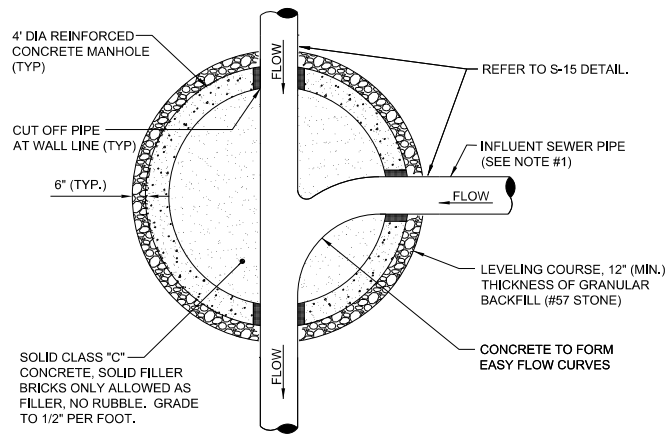
JEA WATER MAIN
DETAILS
(INCLUDES GREEN)

PROJ. NO.
DATE: 2/17/2023
SCALE: AS NOTED

NO. SHEETS
21
SHEET NO.
15
DRAWING NO.
DET-8

THE OFFICIAL RECORD OF THIS SHEET IS THE ELECTRONIC FILE DIGITALLY SIGNED AND SEALED UNDER RULE 61G15-23.004, F.A.C.

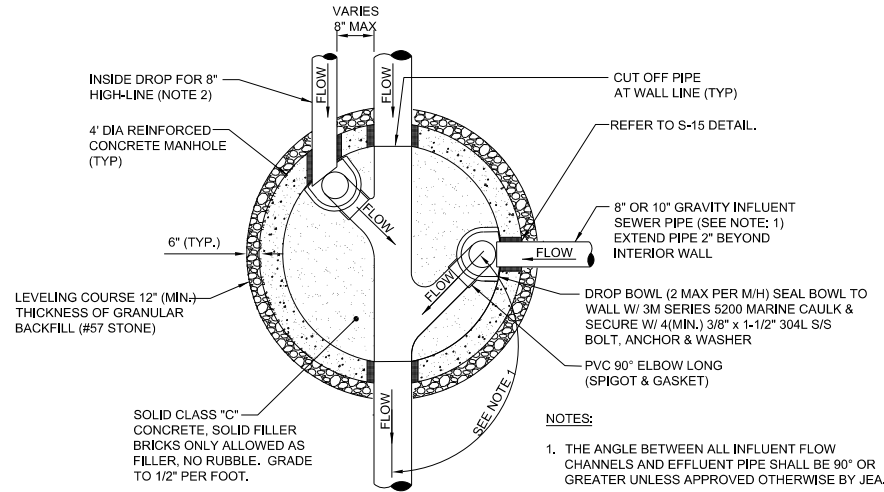
2/02/21R210091.00 - McCoy's Ck Raise Bridge/CAD/3100915201\ui\B\UTDT\UW05a.DGN
3/21/58 PM
2/17/2023
MossUN



NOTES:

1. THE ANGLE BETWEEN ALL INFLUENT FLOW CHANNELS AND EFFLUENT PIPE SHALL BE BETWEEN 90° - 180° UNLESS OTHERWISE APPROVED BY JEA.

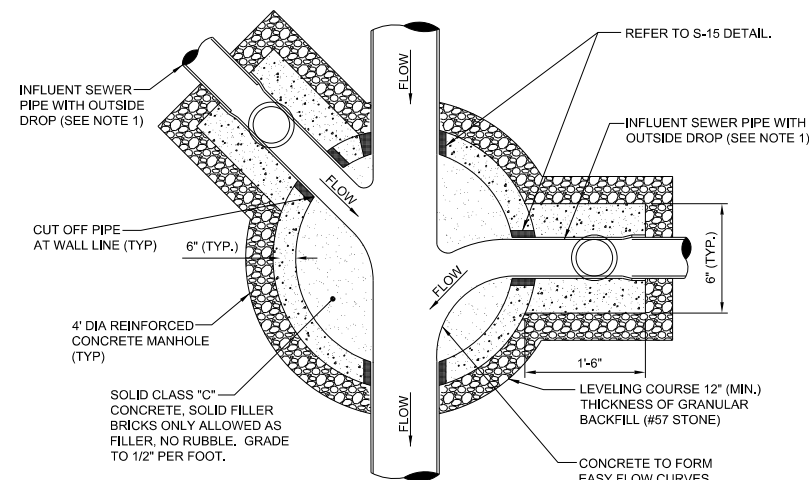
PLAN VIEW (S-3)
(FOR SECTION VIEW SEE S-2)



NOTES:

1. THE ANGLE BETWEEN ALL INFLUENT FLOW CHANNELS AND EFFLUENT PIPE SHALL BE 90° OR GREATER UNLESS APPROVED OTHERWISE BY JEA.
2. THE 8" HIGH-LINE, WHERE UTILIZED, SHALL ENTER THE MANHOLE ON-CENTER OR OFF-CENTER AS SHOWN ABOVE.

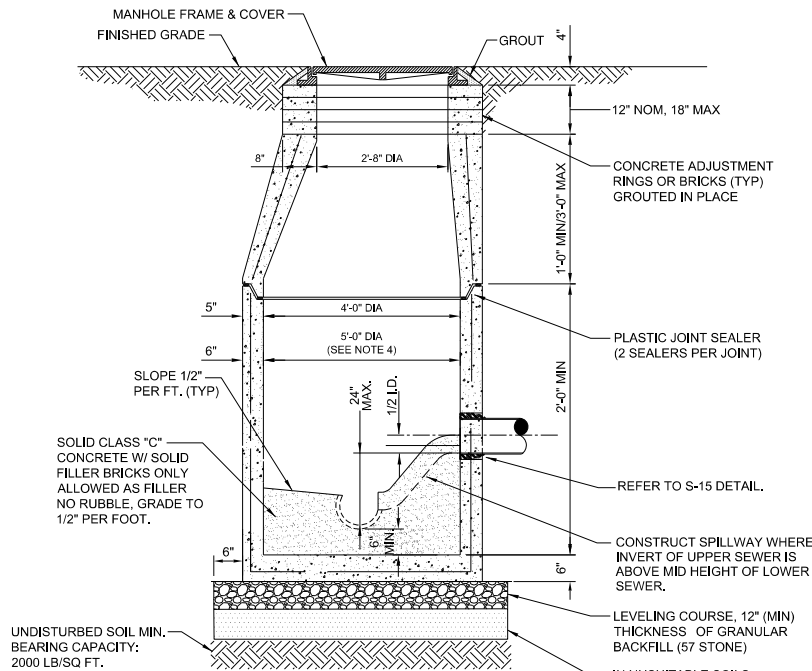
PLAN VIEW (S-5)
(FOR SECTION VIEW SEE S-4)



NOTES:

1. THE ANGLE BETWEEN ALL INFLUENT FLOW CHANNELS AND EFFLUENT PIPE SHALL BE 90° OR GREATER UNLESS APPROVED OTHERWISE BY JEA.
2. THE INTERIOR AND EXTERIOR OF THE MANHOLE AND THE INTERIOR OF THE ADJUSTMENT RINGS SHALL BE GIVEN 2 COATS OF BITUMINOUS WATERPROOFING MATERIAL.
3. IF SPECIALTY LINER IS TO BE INSTALLED ON INSIDE OF MANHOLE, THE BITUMINOUS WATERPROOFING MATERIAL SHALL BE OMITTED ON THE INSIDE.
4. TYPE "D" MANHOLES SHALL BE USED FOR 12" OR LARGER INFLUENT PIPES W/ 2' OR GREATER INFLUENT DROP.

PLAN VIEW (S-8)
(FOR SECTION VIEW SEE S-7)



SECTION VIEW (S-2)
(FOR PLAN VIEW SEE S-3)

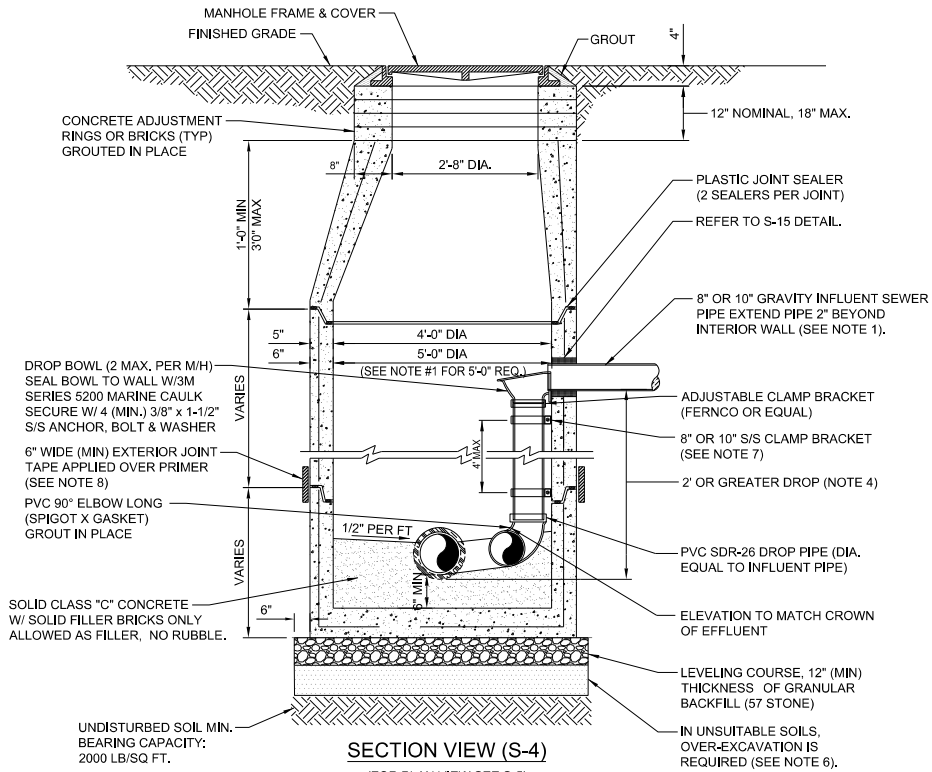
NOTES:

1. PRECAST MANHOLE SECTIONS TO BE MANUFACTURED IN ACCORDANCE WITH THE LATEST EDITIONS OF A.S.T.M. C-478 WITH 4000 LB. CONC., TYPE II CEMENT, ALL LIFTING HOLES AND OUTSIDE INSERTS SHALL BE FILLED WITH NON-SHRINK GROUT AND COATED WITH BITUMINOUS WATERPROOFING MATERIAL.
2. THE INTERIOR AND EXTERIOR OF MANHOLE AND ADJUSTING RINGS SHALL BE GIVEN TWO COATS OF BITUMINOUS WATERPROOFING MATERIAL.
3. IF SPECIALTY LINER IS TO BE INSTALLED ON INSIDE SURFACE OF MANHOLE, THE BITUMINOUS WATERPROOFING MATERIAL SHALL BE OMITTED ON THE INSIDE.
4. JUNCTION MANHOLE (CLOSEST TO WETWELL) SHALL BE 5' DIA WITH SPECIALTY LINER.
5. ALL MANHOLE JOINTS BELOW THE TOP COVER SECTION SHALL INCLUDE A 6" WIDE (MIN) EXTERIOR JOINT TAPE (WITH PRIMER). TAPE ON THE CONE SECTION IS OPTIONAL. SEE PLATE S-17.
6. IN SILTS, CLAY OR HIGHLY ORGANIC SOILS (FINE-GRAINED SOILS INCLUDING SOIL GROUPS ML, CL, OL, MH, CH, OH AND PT) THE SOILS SHALL BE OVER-EXCAVATED AN ADDITIONAL 24" (AT A MIN.) AND BACKFILLED WITH AASHTO CLASS A-3 SOIL (COMPACTED TO 98%, ASTM D1557) OR OVER-EXCAVATE AN ADDITIONAL 12" (AT A MIN.) AND BACKFILL WITH GRANULAR BACKFILL (57 STONE).

SANITARY SEWER TYPE "A" MANHOLE
8"-21" SEWERS

JANUARY 2022

PLATES S-2, S-3



SECTION VIEW (S-4)
(FOR PLAN VIEW SEE S-5)

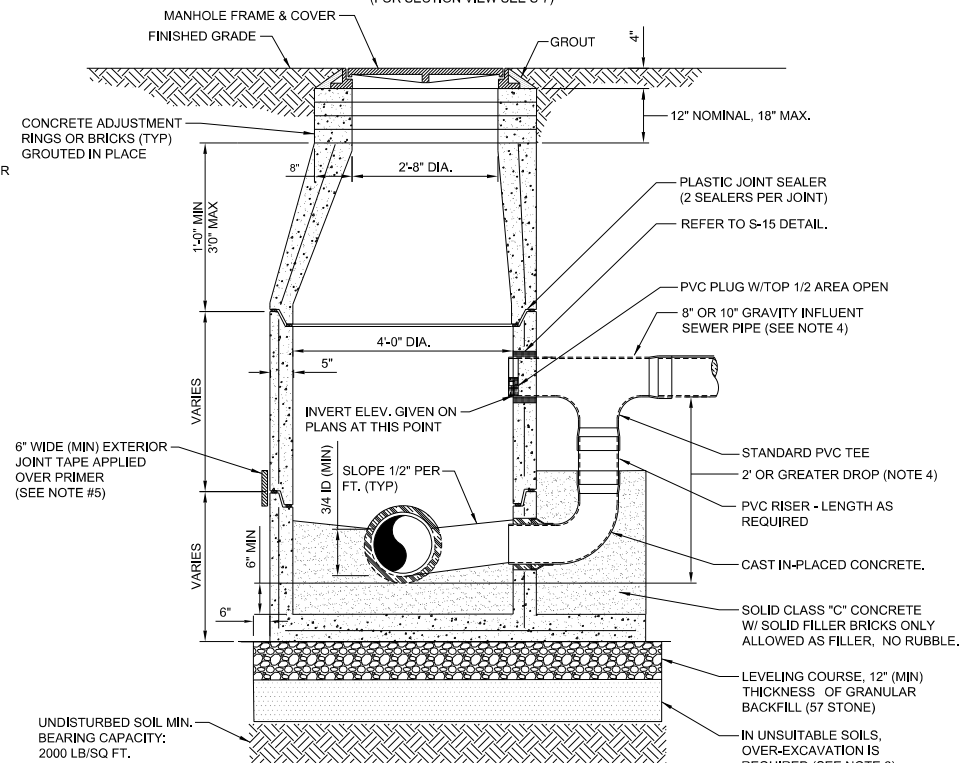
NOTES:

1. THIS ASSEMBLY IS FOR 8" OR 10" GRAVITY INFLUENT LINES ONLY. NO DROPS ALLOWED FOR FORCE MAINS. MAXIMUM OF 2 INSIDE DROP BOWLS PER MANHOLE. A 5'-0" DIA. MANHOLE (6" THICK WALLS) IS REQUIRED IF TWO INSIDE DROPS ARE CONSTRUCTED WITH ONE OR BOTH BEING 10" SIZE. DROP BOWL BY RELINER OR APPROVED EQUAL REQUIRED. THE INSIDE DROP FOR AN 8" HIGH-LINE SHALL BE CONSTRUCTED SIMILAR TO ABOVE (SEE PLATE S-5).
2. PRECAST MANHOLE SECTIONS TO BE MANUFACTURED IN ACCORDANCE WITH THE LATEST EDITIONS OF A.S.T.M. C-478 WITH 4000 LB. CONC., TYPE II CEMENT, ALL LIFTING HOLES AND OUTSIDE INSERTS SHALL BE FILLED WITH NON-SHRINK GROUT AND COATED WITH BITUMINOUS WATERPROOFING MATERIAL.
3. THE INTERIOR AND EXTERIOR OF MANHOLE AND THE INTERIOR OF ADJUSTMENT RINGS SHALL BE GIVEN TWO COATS OF BITUMINOUS WATERPROOFING MATERIAL.
4. TYPE "B" MANHOLE MUST BE USED FOR 2' OR GREATER INFLUENT PIPE DROPS.
5. THE DROP BOWL ASSEMBLY SHALL BE INSTALLED PRIOR TO APPLICATION OF SPECIALTY LINING MATERIAL.
6. A TYPE "D" MANHOLE SHALL BE UTILIZED WHEN THREE OR MORE (2' OR GREATER) DROPS ARE INVOLVED OR WHEN INFLUENT PIPES AREA LARGER THAN 10" IN SIZE.
7. ADJUSTABLE CLAMPING BRACKET (MIN. 2 PER DROP BOWL ASSY). 1-1/2" WIDE, 11 GA. W/ 3/8" DIA. 18-8 PINCH BOLTS AND NUTS. SECURE TO MH WALL WITH (2) 3/8" X 1" BOLT, ANCHOR & WASHER PER BRACKET ASSY. ALL 304 OR 316 STAINLESS STEEL MATERIALS.
8. ALL MH JOINTS BELOW THE TOP CONE SECTION SHALL INCLUDE A 6" WIDE (MIN) EXTERIOR JOINT TAPE (W/PRIMER). TAPE ON THE CONE SECTION IS OPTIONAL.
9. IN SILTS, CLAY OR HIGHLY ORGANIC SOILS (FINE-GRAINED SOILS INCLUDING SOIL GROUPS ML, CL, OL, MH, CH, OH AND PT) THE SOILS SHALL BE OVER-EXCAVATED AN ADDITIONAL 24" (AT A MIN.) AND BACKFILLED WITH AASHTO CLASS A-3 SOIL (COMPACTED TO 98%, ASTM D1557) OR OVER-EXCAVATE AN ADDITIONAL 12" (AT A MIN.) AND BACKFILL WITH GRANULAR BACKFILL (57 STONE).

SANITARY SEWER TYPE "B" MANHOLE
8"-10" SEWERS

JANUARY 2022

PLATES S-4, S-5



SECTION VIEW (S-7)
(FOR PLAN VIEW SEE S-8)

NOTES:

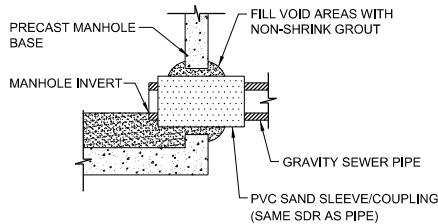
1. PRECAST MANHOLE SECTIONS TO BE MANUFACTURED IN ACCORDANCE WITH THE LATEST EDITIONS OF A.S.T.M. C-478 WITH 4000 LB. CONC., TYPE II CEMENT, ALL LIFTING HOLES AND OUTSIDE INSERTS SHALL BE FILLED WITH NON-SHRINK GROUT AND COATED WITH BITUMINOUS WATERPROOFING MATERIAL.
2. THE INTERIOR AND EXTERIOR OF MANHOLE AND THE INTERIOR OF THE ADJUSTMENT RINGS SHALL BE GIVEN TWO COATS OF BITUMINOUS WATERPROOFING MATERIAL.
3. IF SPECIALTY LINER IS TO BE INSTALLED ON INSIDE SURFACE OF MANHOLE, THE BITUMINOUS WATERPROOFING SHALL BE. OMITTED ON INSIDE.
4. TYPE "D" MANHOLE SHALL BE USED FOR 12" OR LARGER INFLUENT PIPES W/ 2' OR GREATER INFLUENT DROP.
5. ALL MH JOINTS BELOW THE TOP CONE SECTION SHALL INCLUDE A 6" WIDE (MIN) EXTERIOR JOINT TAPE (W/PRIMER). TAPE ON THE CONE SECTION IS OPTIONAL.
6. IN SILTS, CLAY OR HIGHLY ORGANIC SOILS (FINE-GRAINED SOILS INCLUDING SOIL GROUPS ML, CL, OL, MH, CH, OH AND PT) THE SOILS SHALL BE OVER-EXCAVATED AN ADDITIONAL 24" (AT A MIN.) AND BACKFILLED WITH AASHTO CLASS A-3 SOIL (COMPACTED TO 98%, ASTM D1557) OR OVER-EXCAVATE AN ADDITIONAL 12" (AT A MIN.) AND BACKFILL WITH GRANULAR BACKFILL (57 STONE).

SANITARY SEWER TYPE "D" MANHOLE
12"-21" SEWERS

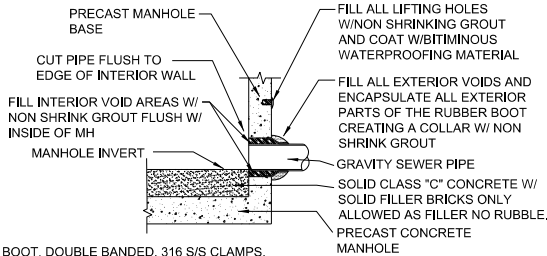
JANUARY 2022

PLATES S-7, S-8

<div></div> <div><div>gai consultants</div><div>12574 Flagler Center Blvd, Suite 202 Orlando, FL 32835 904-383-1110</div></div>		NO. BY DATE		REVISIONS	
PROJ. NO.		DESIGNER: JM		<div><div>JEAsm</div><div>Building Communitysm</div></div>	
SHEET NO.		DRAWN BY: JM			
16		DATE: 2/15/22			
SCALE: AS NOTED		CHECKED BY: MB			
DRAWING NO.		DATE: 2/15/23			
DET-9				DESIGN ENGINEER	
				RONALD F. HOOGLAND	
				FLORIDA REGISTRATION NO.	
				45247	



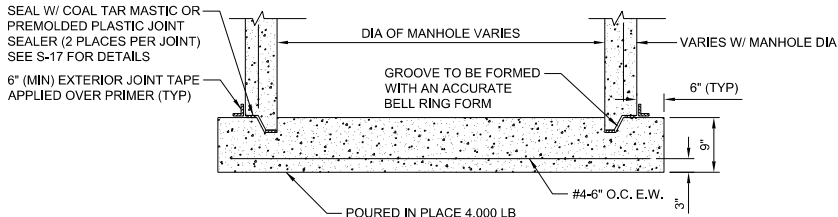
PVC SAND SLEEVE
(FOR EXISTING AND NEW MH CONSTRUCTION)



NOTES:
RUBBER BOOT, DOUBLE BANDED, 316 S/S CLAMPS,
MEETING THE ASTM C923 STANDARD, Kor-N-Seal® I EX SERIES
CONNECTOR WITH DOUBLE STAINLESS STEEL BANDS OR EQUAL

RUBBER BOOT

(FOR NEW M/H CONSTRUCTION ONLY, MAXIMUM DEPTH 15FT)



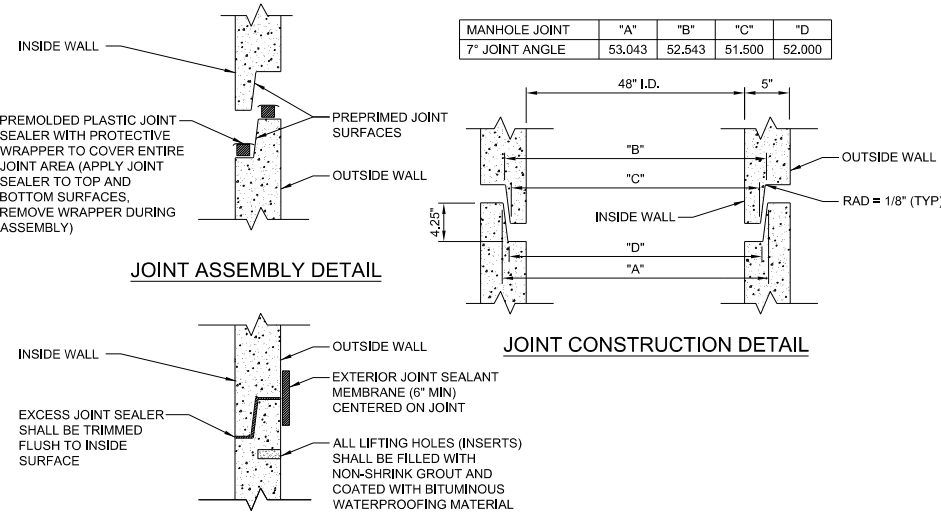
NOTES:
THE USE OF THE POURED IN PLACE MANHOLE BOTTOM SHALL BE MINIMIZED
AND SHALL BE SPECIFICALLY APPROVED BY JEA PRIOR TO CONSTRUCTION.

MANHOLE BOTTOM

MANHOLE PIPE CONNECTION DETAIL

JANUARY 2022

PLATE S-15



JOINT ASSEMBLY DETAIL

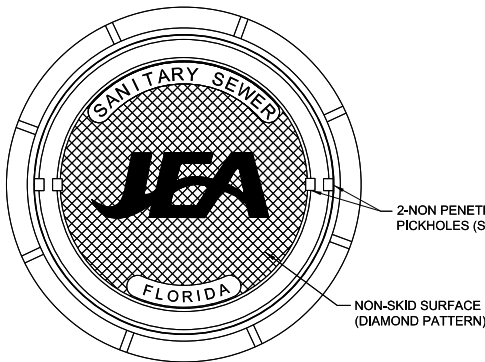
JOINT CONSTRUCTION DETAIL

COMPLETED JOINT DETAIL

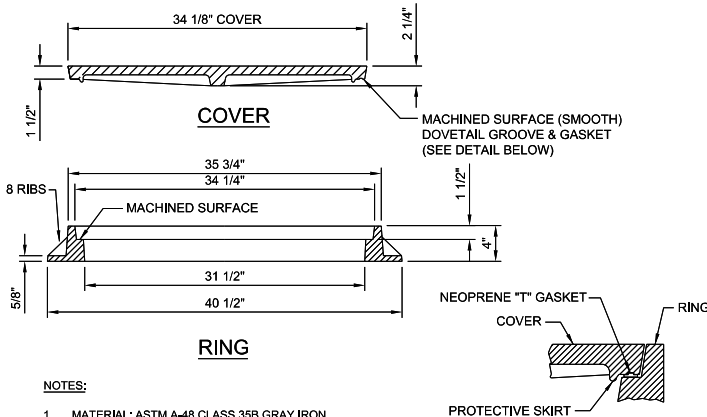
PRECAST SEWER MANHOLE JOINT DETAIL

JANUARY 2022

PLATE S-17



PICKHOLE DETAIL



NOTES:

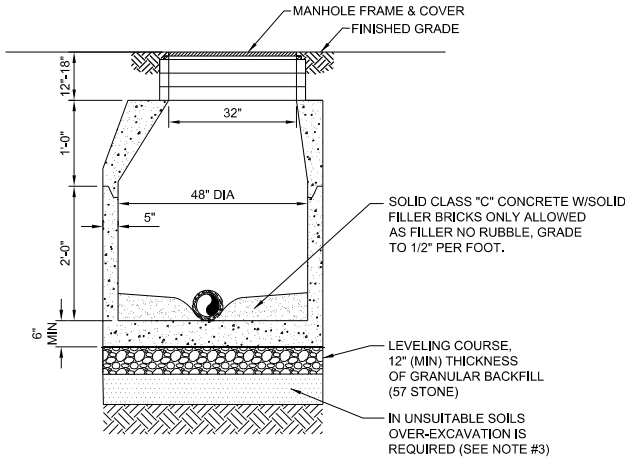
1. MATERIAL: ASTM A-48 CLASS 35B GRAY IRON.
2. RING WEIGHT 230 LBS APPROX.
3. COVER WEIGHT 230 LBS. APPROX.
4. ALL DIMENSIONS ARE SHOWN IN INCHES.
5. FOR MANHOLES WHICH WILL BE MAINTAINED BY JEA (INCLUDING UTILITY DEDICATION PROJECTS), THE COVER SHALL INCLUDE THE "JEA" LOGO AND A NEOPRENE GASKET.
6. FOR MANHOLES WHICH WILL BE MAINTAINED BY PARTIES OTHER THAN JEA (SUCH AS PRIVATE SEWER COLLECTION SYSTEMS, PRIVATE (FORCE MAIN) PUMP OUT BOX AND SYSTEMS NOT MAINTAINED BY JEA), THE COVER SHALL INCLUDE "SANITARY SEWER" GENERIC LETTERING (NO "JEA" LOGO OR NEOPRENE GASKET).

GROOVE & GASKET DETAIL

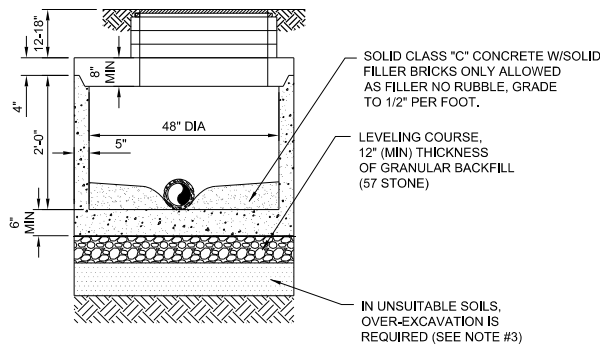
SANITARY SEWER MANHOLE FRAME AND COVER

JANUARY 2022

PLATE S-1



TYPE - "C" MANHOLE



TYPE - "C" MANHOLE WITH FLAT TOP

SECTION VIEWS

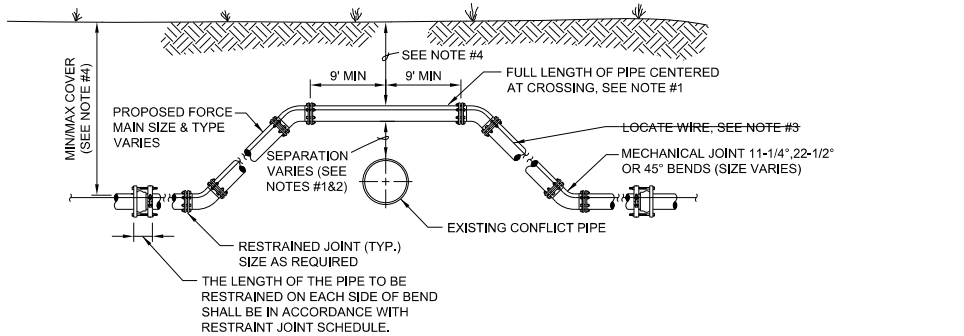
NOTES:

1. PRECAST MANHOLE SECTIONS TO BE MANUFACTURED IN ACCORDANCE WITH THE LATEST EDITIONS OF A.S.T.M. C-478 WITH 4000 LB. CONC., TYPE II CEMENT; ALL LIFTING HOLES AND OUTSIDE INSERTS SHALL BE FILLED WITH NON-SHRINK GROUT AND COATED WITH BITUMINOUS WATERPROOFING MATERIAL.
2. THE INTERIOR AND EXTERIOR OF MANHOLE AND INTERIOR OF ADJUSTMENT RINGS SHALL BE GIVEN TWO COAT OF BITUMINOUS WATERPROOFING MATERIAL.
3. IN SILTS, CLAY OR HIGHLY ORGANIC SOILS (FINE-GRAINED SOILS INCLUDING SOIL GROUPS ML, CL, OL, MH, CH, OH AND PT) THE SOILS SHALL BE OVER-EXCAVATED AN ADDITIONAL 24" (AT A MIN.) AND BACKFILLED WITH AASHTO CLASS A-3 SOIL (COMPACTED TO 98%, ASTM D1557) OR OVER-EXCAVATE AN ADDITIONAL 12" (AT A MIN.) AND BACKFILL WITH GRANULAR BACKFILL (57 STONE).

SANITARY SEWER TYPE "C" MANHOLE
8"-21" SEWERS

JANUARY 2022

PLATE S-6



CASE "A" CROSSING

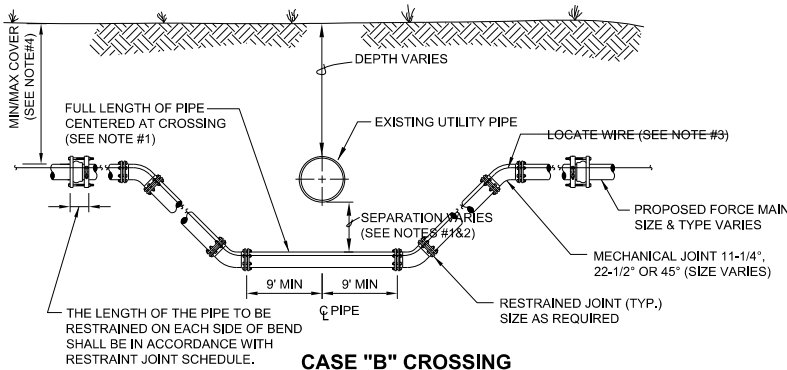
NOTES:

- IF EXISTING CONFLICT PIPE IS A WATER OR RECLAIMED WATER MAIN, 12-INCHES OF SEPARATION IS REQUIRED, A FULL LENGTH OF PIPE SHALL BE CENTERED OVER EXISTING UTILITY MAIN TO PROVIDE MAXIMUM JOINT SPACING FOR ALL CROSSINGS.
- FOR OTHER LOCATION LIMITATIONS SEE DETAIL (S-26 & S-27).
- LOCATING WIRE REQUIRED; SEE DETAIL S-49.
- THE COVER FOR PIPING LESS THAN 24" SIZE SHALL BE 30" (MIN) IN UNPAVED AREAS, 36" (MIN) IN PAVED AREAS AND A MAXIMUM COVER OF 60", UNLESS PRE-APPROVED BY JEA. THE COVER FOR PIPING 24" SIZE AND LARGER SHALL BE 36" (MIN) IN PAVED AND UNPAVED AREAS AND A MAXIMUM COVER OF 84", UNLESS APPROVED BY JEA.
- THE SOILS BETWEEN THE MAIN AND THE CONFLICT PIPE SHALL BE COMPACTED TO 98% OF THE MAXIMUM DENSITY AS DETERMINED BY THE LABORATORY MODIFIED PROCTOR TEST ASTM D 1557.

ADJUSTMENT OVER EXISTING UTILITIES
MECHANICAL RESTRAINTS

JANUARY 2022

PLATE S-39



CASE "B" CROSSING

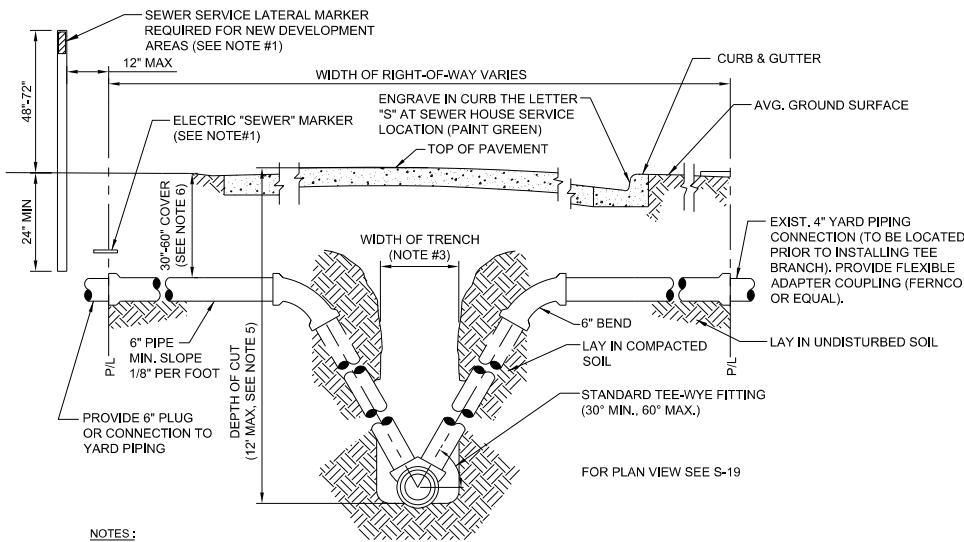
NOTES:

- IF EXISTING CONFLICT PIPE IS A WATER OR RECLAIMED WATER MAIN, 12-INCHES OF SEPARATION IS REQUIRED, A FULL LENGTH OF PIPE SHALL BE CENTERED OVER EXISTING UTILITY MAIN TO PROVIDE MAXIMUM JOINT SPACING FOR ALL CROSSINGS.
- FOR OTHER LOCATION LIMITATIONS SEE DETAIL (S-26 & S-27).
- LOCATING WIRE REQUIRED; SEE DETAIL S-49.
- THE COVER FOR PIPING LESS THAN 24" SIZE SHALL BE 30" (MIN) IN UNPAVED AREAS, 36" (MIN) IN PAVED AREAS AND A MAXIMUM COVER OF 60", UNLESS PRE-APPROVED BY JEA. THE COVER FOR PIPING 24" SIZE AND LARGER SHALL BE 36" (MIN) IN PAVED AND UNPAVED AREAS AND A MAXIMUM COVER OF 84", UNLESS APPROVED BY JEA.
- THE SOILS BETWEEN THE MAIN AND THE CONFLICT PIPE SHALL BE COMPACTED TO 98% OF THE MAXIMUM DENSITY AS DETERMINED BY THE LABORATORY MODIFIED PROCTOR TEST ASTM D 1557.

ADJUSTMENT UNDER EXISTING UTILITIES
MECHANICAL RESTRAINTS

JANUARY 2022

PLATE S-41



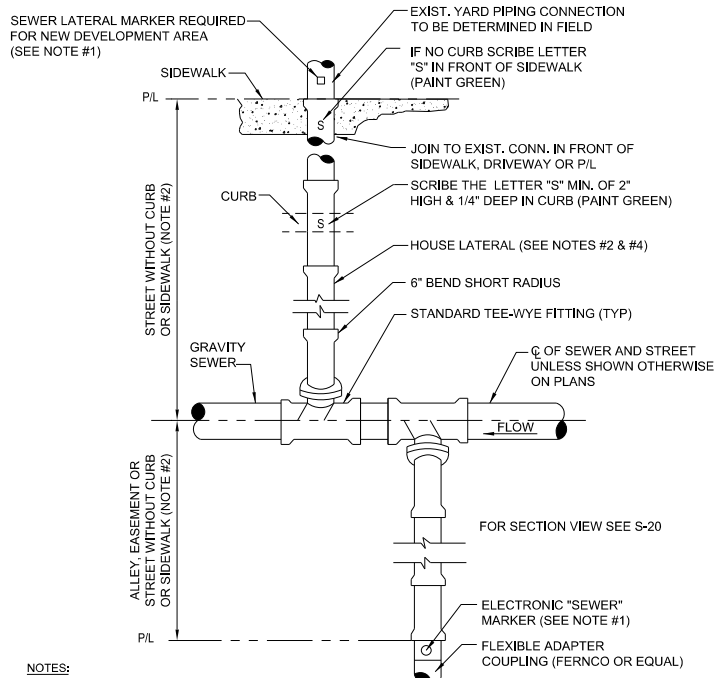
NOTES:

- TO MARK THE LOCATION OF THE 6" PLUG FOR NEW SERVICE: FOR PROJECTS WHERE NO CONCRETE CURB EXIST, AN ELECTRONIC "SEWER" MARKER IS REQUIRED FOR ALL LATERALS WHICH ARE "NOT" IN USE. FOR NEW DEVELOPMENT AREAS WHERE THE SEWER LATERAL IS "NOT" IN USE, A LANDSCAPE TIMBER OR 3x3 MIN. P.T. POST (TOP PAINTED GREEN) SHALL BE INSTALLED, WHERE REQUIRED BY JEA OR NO CONCRETE CURB EXIST, AN ELECTRONIC "SEWER" MARKER SHALL BE INSTALLED TO MARKER SHALL ALSO BE INSTALLED.
- THE MINIMUM SIZE OF ALL HOUSE LATERALS SHALL BE 6 INCHES. THE MAXIMUM LENGTH OF A HOUSE LATERAL SHALL BE 60 FEET (LENGTH BETWEEN SEWER MAIN OR MANHOLE TO CUSTOMERS PROPERTY LINE).
- SEE MEASUREMENT AND PAYMENT SECTION FOR MAXIMUM PAYMENT WIDTHS.
- ALL GRAVITY SEWER MAINS AND ASSOCIATED SEWER LATERAL PIPE AND FITTINGS (INCLUDING THE TEE-WYE FITTING) SHALL BE PVC SDR-26.
- UNLESS APPROVED OTHERWISE BY A JEA O&M MANAGER, NO GRAVITY SEWER MAIN WITH SEWER SERVICE LATERALS SHALL BE CONSTRUCTED WITH A "DEPTH OF CUT" GREATER THAN 12 FEET.
- SEWER SERVICE LATERALS ASSOCIATED WITH GRAVITY SEWER MAINS WHICH ARE DEEPER THAN 12 FEET, MUST BE ROUTED TO A GRAVITY SEWER HIGH-LINE, A MANHOLE OR OTHER JEA APPROVED METHOD.
- THE SEWER SERVICE LATERAL SHALL BE CONSTRUCTED AT A DEPTH TO ALLOW A GRAVITY CONNECTION BY THE CUSTOMER, WHERE POSSIBLE (CONTINGENT UPON MEETING THE CUSTOMERS ON-SITE CONDITIONS AND LOCAL CONSTRUCTION STANDARDS). A LATERAL REQUIRING MORE THAN 60" OF COVER MUST BE APPROVED, PRIOR TO CONSTRUCTION, BY JEA.

HOUSE LATERAL - SECTION VIEW

JANUARY 2022

PLATE S-20



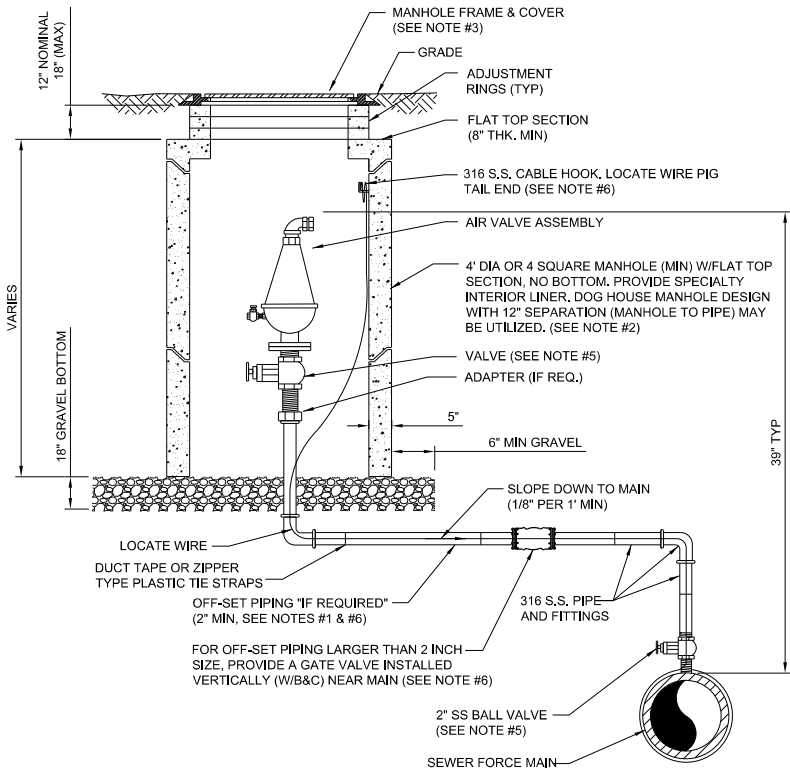
NOTES:

- TO MARK THE LOCATION OF THE 6" PLUG FOR NEW SERVICE: FOR PROJECTS WHERE NO CONCRETE CURB EXIST, AN ELECTRONIC "SEWER" MARKER IS REQUIRED FOR ALL LATERALS WHICH ARE "NOT" IN USE. FOR NEW DEVELOPMENT AREAS WHERE THE SEWER LATERAL IS "NOT" IN USE, A LANDSCAPE TIMBER OR 3x3 MIN. P.T. POST (TOP PAINTED GREEN) SHALL BE INSTALLED, WHERE REQUIRED BY JEA OR NO CONCRETE CURB EXIST, AN ELECTRONIC "SEWER" MARKER SHALL BE INSTALLED TO MARKER SHALL ALSO BE INSTALLED.
- THE MINIMUM SIZE OF ALL HOUSE LATERALS SHALL BE 6 INCHES. THE MAXIMUM LENGTH OF A HOUSE LATERAL SHALL BE 60 FEET (LENGTH BETWEEN SEWER MAIN OR MANHOLE TO CUSTOMERS PROPERTY LINE).
- NO SEWER SERVICE CONNECTIONS PERMITTED ON GRAVITY SEWER PIPE WHICH ARE 16" AND LARGER.
- ALL GRAVITY SEWER MAINS AND ASSOCIATED SEWER LATERAL PIPE AND FITTINGS (INCLUDING THE TEE-WYE FITTING) SHALL BE PVC SDR-26.

HOUSE LATERAL - PLAN VIEW

JANUARY 2022

PLATE S-19



NOTES:

- THE AIR ASSEMBLY MANHOLE SHALL BE LOCATED OUTSIDE OF THE ROADWAY PAVEMENT AREA (I.E. LOCATED IN NON-TRAFFIC AREAS). IF OFF-SET PIPING IS REQUIRED, THE PIPING SHALL BE 2 INCH MINIMUM, (SAME SIZE AS AIR VALVE INLET). FOR PIPE SIZES 3 INCH AND SMALLER; PIPING SHALL BE 316 STAINLESS STEEL SCH.40, STD GRADE, THREADED. FOR PIPE SIZES 4 INCH AND LARGER; PIPING SHALL BE 316 STAINLESS STEEL SCH. 10 (MIN), WELDED OR PVC DR-18 PIPE AND FITTINGS-RESTRAINED.
- THE CONCRETE MANHOLE SHALL INCLUDE A POLYURETHANE SPECIALTY LINER (PER SPEC SECTION 446) TO BE INSTALLED ON THE INTERIOR SURFACES INCLUDING THE RISER SECTION TOP AND THE ADJUSTMENT RINGS. A BITUMINOUS WATERPROOFING MATERIAL SHALL BE PROVIDED ON THE OUTSIDE SURFACES OF THE MANHOLE.
- FRAME AND COVER SHALL BE JEA STANDARD. THE COVER SHALL HAVE NO GASKET TO ALLOW AIR TO EXIT VAULT (REMOVE GASKET IF NECESSARY FROM THE UNDER SIDE OF STANDARD JEA COVER), THE COVER (WHEN FLIPPED OPEN) MUST CLEAR THE AIR VALVE ASSEMBLY AT ALL TIMES OR A SQUARE TOP WITH ALUMINUM DOOR SHALL BE PROVIDED (NON-TRAFFIC LOCATIONS ONLY).
- FOR PIPE SIZES 3 INCH AND SMALLER, PROVIDE A STAINLESS STEEL BALL VALVE (2" MIN). FOR PIPE SIZES 4 INCH AND LARGER, PROVIDE A FLANGE GATE VALVE (WHEEL OPERATOR) OR PLUG VALVE. (LEVER ARM OPERATOR) SEE SPECIFICATION FOR ADDITIONAL REQUIREMENTS.
- FOR A 2" AIR VALVE, PROVIDE 2" STAINLESS STEEL BALL VALVE AT THE MAIN. FOR AIR VALVES LARGER THAN 2" SIZE, PROVIDE A TAPPING SLEEVE OR DUCTILE IRON TEE FITTING. ALSO, FOR OFF-SET PIPING LARGER THAN 2 INCH SIZE, PROVIDE A GATE VALVE (INSTALLED VERTICALLY NEAR MAIN), SEE SPECIFICATIONS FOR ADDITIONAL REQUIREMENTS.
- LOCATE WIRE SHALL HAVE ENOUGH SLACK TO REACH 4' ABOVE FINAL GRADE.

AIR VALVE ASSEMBLY INSIDE MANHOLE

JANUARY 2022

PLATE S-29

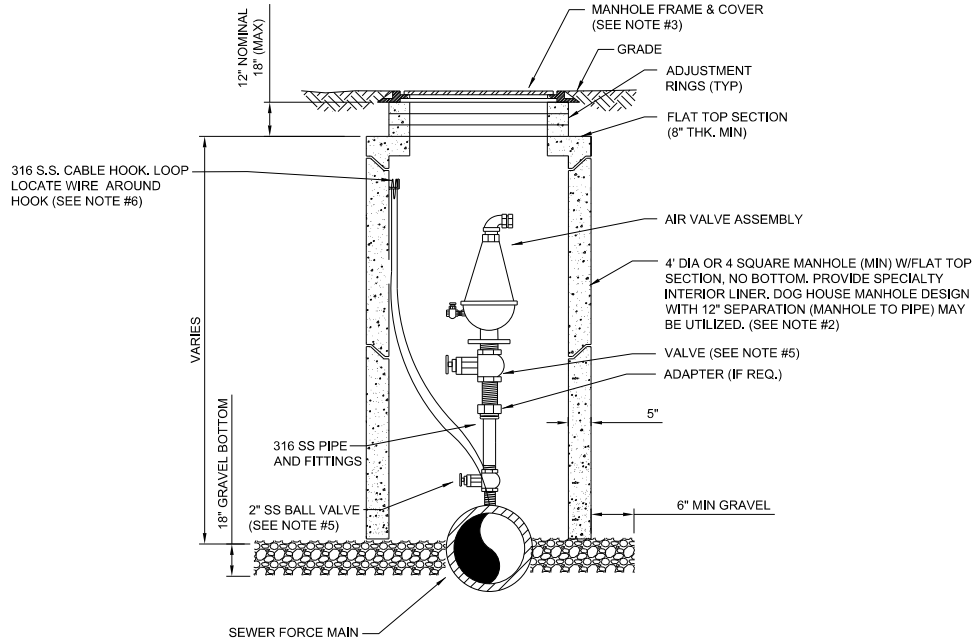
<div><div><div></div><div>gai consultants</div></div><div>12574 Eagle Center Blvd, Suite 202 Jacksonville, Florida 32256 904-363-1110</div></div>		NO. SHEETS 21		PROJ. NO.		JEA FORCE MAIN AND GRAVITY SEWER DETAILS <small>(UNLESS OTHERWISE NOTED)</small>		<div><div><div></div><div>JEA</div><div>sm</div></div><div>Building Communitysm</div></div>		DESIGNER: JM		PERSON ENGINEER		NO. BY DATE REVISIONS	
										DRAWN BY: JM		RONALD F. HOOGLAND			
										DATE: 2/15/22		FLORIDA REGISTRATION NO.			
										CHECKED BY: MB		45247			
										DATE: 2/15/23					
DRAWING NO.		SCALE: AS NOTED													
DET-11															

Z:\2021\1R210091.00 - McCoy's Ck Raise Bridge\CAD\3100915201\1R210091.DGN

3/22/2021 PM

2/17/2023

MossUN



NOTES:

- THE AIR ASSEMBLY MANHOLE SHALL BE LOCATED OUTSIDE OF THE ROADWAY PAVEMENT AREA (I.E. LOCATED IN NON-TRAFFIC AREAS).
- THE CONCRETE MANHOLE SHALL INCLUDE A POLYURETHANE SPECIALTY LINER (PER SPEC SECTION 446) TO BE INSTALLED ON THE INTERIOR SURFACES INCLUDING THE RISER SECTION TOP AND THE ADJUSTMENT RINGS. A BITUMINOUS WATERPROOFING MATERIAL SHALL BE PROVIDED ON THE OUTSIDE SURFACES OF THE MANHOLE.
- FRAME AND COVER SHALL BE JEA STANDARD, THE COVER SHALL HAVE NO GASKET TO ALLOW AIR TO EXIT VAULT (REMOVE GASKET IF NECESSARY FROM THE UNDER SIDE OF STANDARD JEA COVER). THE COVER (WHEN FLIPPED OPEN) MUST CLEAR THE AIR VALVE ASSEMBLY AT ALL TIMES OR A SQUARE TOP WITH ALUMINUM DOOR SHALL BE PROVIDED (NON-TRAFFIC LOCATIONS ONLY).
- FOR PIPE SIZES 3 INCH AND SMALLER, PROVIDE A STAINLESS STEEL BALL VALVE (2" MIN). FOR PIPE SIZES 4 INCH AND LARGER, PROVIDE A FLANGE GATE VALVE (WHEEL OPERATOR) OR PLUG VALVE, (LEVER ARM OPERATOR) SEE SPECIFICATION FOR ADDITIONAL REQUIREMENTS.
- FOR A 2" AIR VALVE, PROVIDE 2" STAINLESS STEEL BALL VALVE AT THE MAIN. FOR AIR VALVES LARGER THAN 2" SIZE, PROVIDE A TAPPING SLEEVE OR DUCTILE IRON TEE FITTING. ALSO, FOR OFF-SET PIPING LARGER THAN 2 INCH SIZE, PROVIDE A GATE VALVE (INSTALLED VERTICALLY NEAR MAIN). SEE SPECIFICATIONS FOR ADDITIONAL REQUIREMENTS.
- LOCATE WIRE SHALL HAVE ENOUGH SLACK TO REACH 4' ABOVE FINAL GRADE.

AIR VALVE ASSEMBLY INSIDE MANHOLE IN ROW

JANUARY 2022

PLATE S-29B

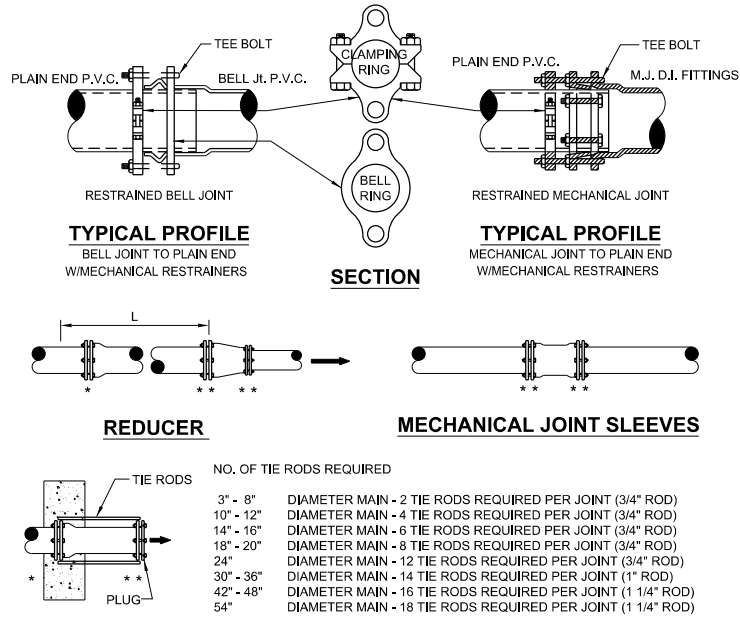
PVC PIPE RESTRAINT NOTES:

- THIS SCHEDULE SHALL BE UTILIZED ON ALL WATER, SEWER FORCE MAIN OR RECLAIMED WATER SYSTEMS. ALL FITTINGS SHALL BE RESTRAINED TO LENGTHS INDICATED ON THE ABOVE SCHEDULE, AT A MINIMUM.
- ASSUMPTIONS: PVC PIPE, SAFETY FACTOR=1.5, TEST PRESSURE=150PSI, SOIL=GM OR SM, TRENCH TYPE 3, DEPTH OF COVER=30 INCHES FOR 20" AND SMALLER PIPE SIZE OR 36 INCHES FOR 24" AND LARGER PIPE SIZE.
- BENDS AND VALVES: SHALL BE RESTRAINED ON EACH SIDE OF FITTING.
- VERTICAL OFFSETS: ARE APPROX. 3 FEET COVER ON TOP AND APPROX. 8 FEET COVER ON BOTTOM. PER THE DETAILS, LU IS THE RESTRAINED LENGTH FOR THE UPPER (TOP) LEVEL. LU IS THE RESTRAINED LENGTH FOR THE LOWER (DEEPER) LEVEL. ASSUME 45 DEGREE BENDS.
- TEES: TOTAL LENGTH BETWEEN FIRST JOINTS OR RESTRAINED LENGTH ON EITHER SIDE OF TEE (RUN) SHALL BE A TOTAL DISTANCE OF 30 FEET (MIN). SEE SCHEDULE ABOVE FOR RESTRAINT LENGTH ON TEE "BRANCH" LINE.
- HDPE TO PVC TRANSITIONS: THE PVC PIPE SIDE SHALL BE RESTRAINED 35 FT (MIN).
- THE INSTALLATION OF BELL HARNESS RESTRAINTS AT PVC JOINTS (DR-18 & 25 PIPE) SHALL BE COMPLETED PER THE MANUFACTURERS RECOMMENDATION. WHICH INCLUDES NOT OVER TIGHTENING THE PARALLEL RODS/NUTS. THESE NUTS SHOULD ONLY BE SNUG TIGHT, THE HOME MARKS ON THE PIPE SHOULD ALWAYS BE VISIBLE AFTER THE RESTRAINT IS INSTALLED, OVERTIGHTENING THE JOINT MAY CAUSE A FAILURE AT THE BELL RESULTING IN A SERVICE OUTAGE.

PVC PIPE RESTRAINT JOINT SCHEDULE

JANUARY 2022

PLATE S-38A



DEAD - END THRUST COLLAR ANCHOR

TO BE USED INSTEAD OF TOTAL RESTRAINED LENGTH (OPTIONAL) SIZE AS PER THRUST BLOCK DETAIL (W-38). SEE DETAILS W-36 & W-37.

GENERAL NOTE:

- PAY ITEM " " " " DENOTES A RESTRAINT WHICH IS PAID FOR ON A PER EACH BASIS.
- PAY ITEM " " " " DENOTES A RESTRAINT WHICH IS INCLUDED IN THE UNIT PRICE BID FOR FITTING OR VALVE.
- ➡ INDICATES DIRECTION OF THRUST FORCE.

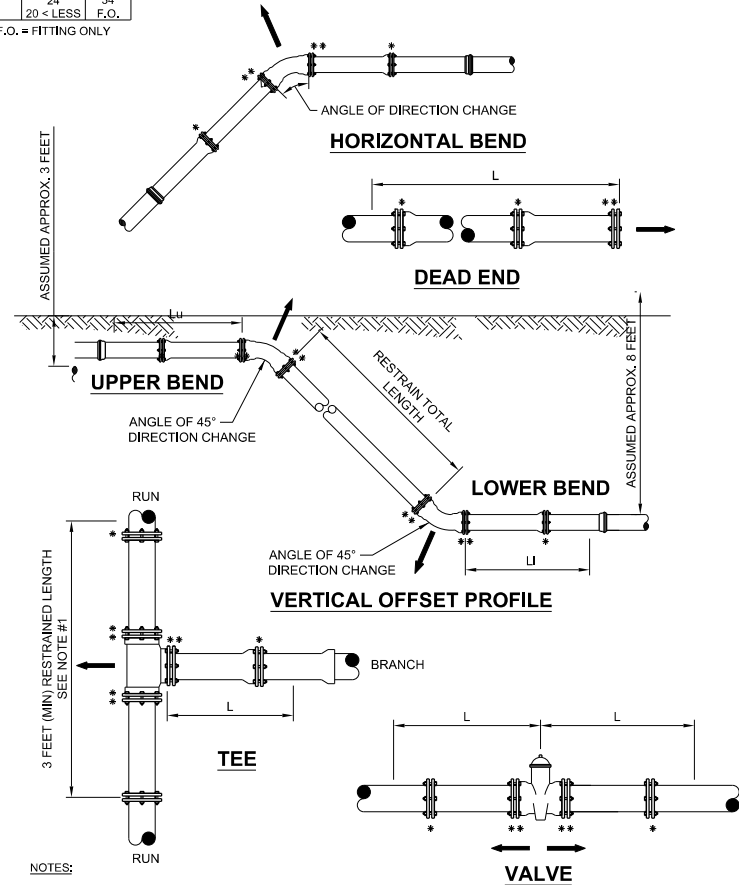
MECHANICAL RESTRAINT DETAILS - I

JANUARY 2022

PLATE S-38C

LENGTH (L) TO BE RESTRAINED										(SEE PLATE Nos. 38C & 38D FOR ADDITIONAL DETAILS)									
NOMINAL PIPE SIZE (IN.)	HORIZONTAL BENDS				VERTICAL OFFSETS 45° BENDS (SEE NOTE 4)		VALVES OR DEAD ENDS			REDUCERS		TEES SEE NOTE 5							
	90° BENDS L (FT.)	45° BENDS L (FT.)	22.5° BENDS L (FT.)	11.25° BENDS L (FT.)	UPPER L (FT.)	LOWER L (FT.)	L (FT.)		SIZE (IN.)	L (FT.)	RUN SIZE (IN.)	BRANCH SIZE (IN.)	L (FT.)						
4	21	9	5	3	17	3	47		6x4	34	4	4	F.O.						
6	30	13	6	3	23	4	66		8x6	36	4	6	10						
8	38	16	8	4	30	6	86		8x4	62	8	4 < LESS	F.O.						
10	45	19	9	5	36	7	103		10x8	35	8	6 < LESS	F.O.						
12	53	22	11	6	43	8	121		10x6	63	10	10	45						
14	61	26	13	6	50	9	140		12x8	64	12	6 < LESS	F.O.						
16	66	28	14	7	55	10	154		16x12	66	12	12	62						
18	73	30	15	8	60	11	170		16x10	92	16	8 < LESS	F.O.						
20	79	33	16	8	66	12	186		20x18	35	20	16	94						
24	79	33	16	8	77	15	185		20x16	66	24	12	39						
30	93	39	19	10	97	17	222		20x12	117	30	10 < LESS	F.O.						
36	106	39	21	11	107	20	257		24x20	56	36	20	125						
42	117	49	24	12	120	24	289		24x18	80	42	12	76						
48	144	53	26	13	133	26	321		24x16	101	48	10 < LESS	F.O.						
									30x24	78	24	24	124						
									30x20	121	30	20	84						
									36x30	78	36	16	36						
									36x24	141	30	12 < LESS	F.O.						
									42x36	75	30	24	104						
									42x30	140	42	20	60						
									48x42	75	42	16 < LESS	F.O.						
									48x36	139	48	20 < LESS	F.O.						

F.O. = FITTING ONLY



NOTES:

- TOTAL LENGTH BETWEEN FIRST JOINTS OR RESTRAINED LENGTH ON EITHER SIDE OF TEE (RUN) SHALL BE A TOTAL DISTANCE OF 6 FEET (MIN.). THE PROJECT ENGINEER CAN INCREASE THIS LENGTH TO REDUCE THE NUMBER OF RESTRAINTS REQUIRED. ANY CHANGES TO THIS TABLE MUST BE SUBMITTED TO JEA FOR APPROVAL.
- PAY ITEM " " " " DENOTES A RESTRAINT WHICH IS PAID FOR ON A PER EACH BASIC.
- PAY ITEM " " " " DENOTES A RESTRAINT WHICH IS INCLUDED IN THE UNIT PRICE BID FOR FITTING OR VALVE.

MECHANICAL RESTRAINT DETAILS - II

JANUARY 2022

PLATE S-38D

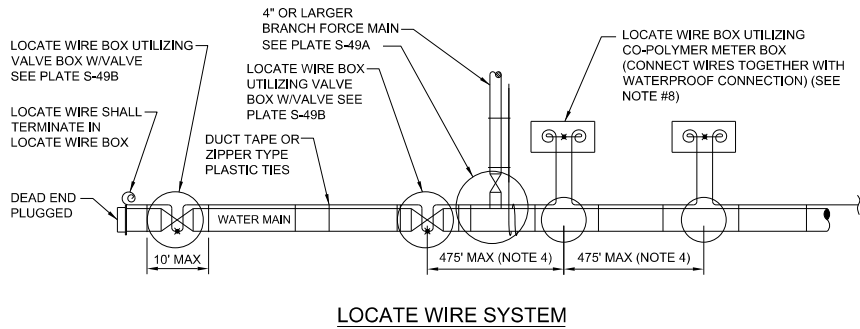
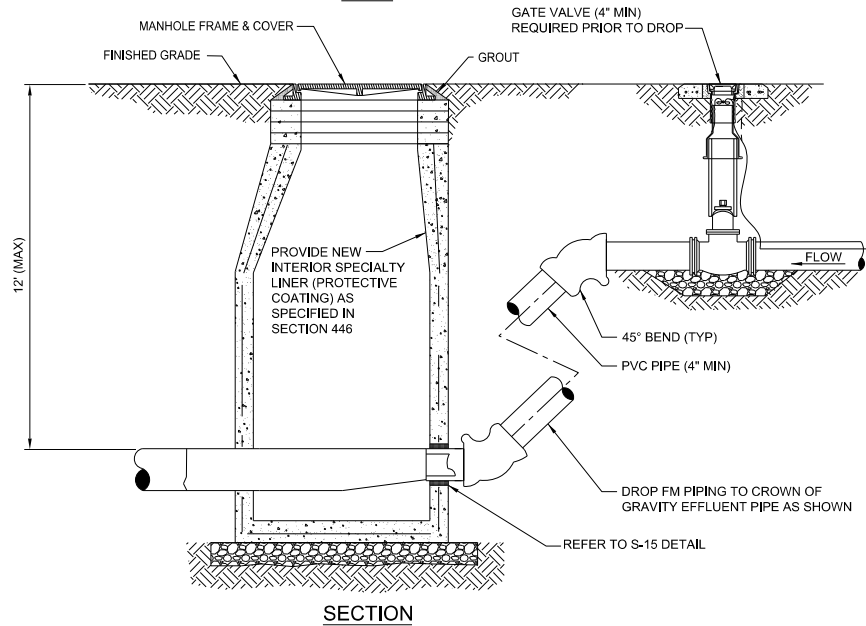
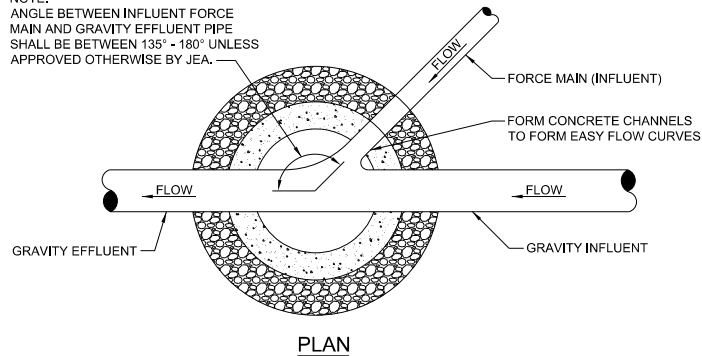
REVISIONS		DATE		BY		NO.	
1						6	
2						4	
3						3	
4						2	

DESIGN ENGINEER	RONALD F. HOOGLAND	FLORIDA REGISTRATION NO.	45247
CHECKED BY	MB	DATE	2/13/23
DRAWN BY	JM	DATE	2/15/23

PROJ. NO.	DATE: 2/17/2023	SCALE: AS NOTED
NO. SHEETS: 21	SHEET NO. 19	DRAWING NO. DET-12

2/2023 11:21:00:01:00 - McCoy's Ck Raise Bridge CAD:1009152011uB\$UUTDT UW05a.DGN 3:22:01 PM 2/17/2023 MossUN

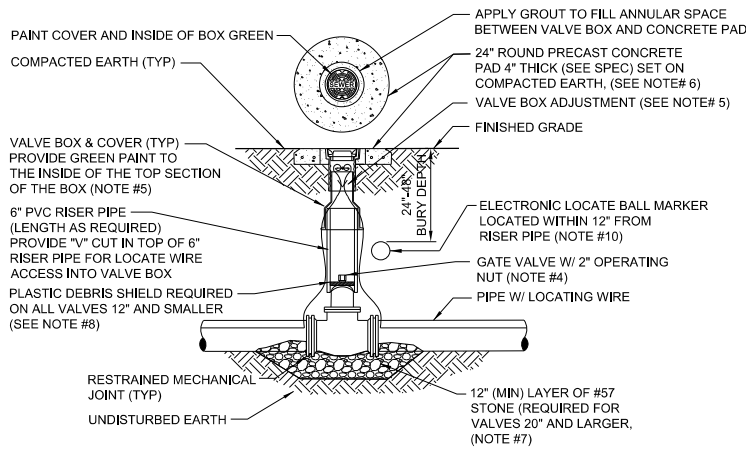
NOTE:
ANGLE BETWEEN INFLUENT FORCE
MAIN AND GRAVITY EFFLUENT PIPE
SHALL BE BETWEEN 135° - 180° UNLESS
APPROVED OTHERWISE BY JEA.



NOTES:

- LOCATING WIRE TO BE INSTALLED IN EITHER THE ONE OR ELEVEN O'CLOCK POSITION ON ALL DUCTILE IRON OR PVC (PRESSURE MAINS). LOCATE WIRE SHALL ALSO BE INSTALLED ON ALL (HDPE) POLY MAIN PIPING (1:00 OR 11:00 POSITION, IF POSSIBLE).
- SECURE LOCATING WIRE TO PVC FORCE MAIN BY USE OF DUCT TAPE OR ZIPPER TYPE PLASTIC TIE STRAPS SPACED AT A MAXIMUM DISTANCE OF TEN (10') AND AT EACH SIDE OF BELL JOINT OR FITTING.
- THE ENTIRE LOCATING SYSTEM SHALL BE SUBJECT TO TESTING TO DETERMINE ITS RELIABILITY. WHERE INSTALLED UNDER PAVEMENT AREAS, TESTING SHALL BE DONE PRIOR TO THE PLACEMENT OF PAVEMENT, UNLESS APPROVED OTHERWISE BY JEA.
- LOCATING WIRE SHALL TERMINATE WITHIN AN ACTIVE VALVE BOX (WITH A VALVE) OR A METER BOX (IF NO VALVE) AT 475' INTERVALS. SEE DETAIL PLATE S-49B. WIRE CONNECTIONS BELOW GROUND (OUTSIDE OF A BOX) SHALL BE AVOIDED.
- LOCATING WIRE SHALL BE 12 GAUGE COPPER WIRE WITH .03 INCHES (MINIMUM) HDPE INSULATION THICKNESS, 0.141 INCHES (MINIMUM) O.D. RATED BREAK LOAD 250LBS., UF RATED (DIRECT BURIAL), GREEN COLOR, FOR HDD INSTALLATIONS, THE LOCATE WIRE SHALL BE COPPER CODED STEEL AS SPECIFIED IN SPEC, SECTION 750.
- ✕ INDICATES THAT THE WIRES ARE CONNECTED TOGETHER WITH WATERPROOF CONNECTION. (SEE DETAIL W-49B)
- ⊗ INDICATES A WIRE PIG-TAIL (24" LONG)
- AN "LW" CUT SHALL BE CARVED IN THE CONCRETE CURB AND PAINTED AT ALL LOCATE WIRE BOXES.
- FOUR LANES OF TRAFFIC (HAVING TWO LANES OF TRAFFIC IN EACH DIRECTION) OR GREATER THE LOCATE WIRE AND VALVE BOX SHALL BE OFF-SET TO THE RIGHT-OF-WAY.

LOCATE WIRE CONSTRUCTION FOR FORCE MAINS
JANUARY 2022 PLATE S-49



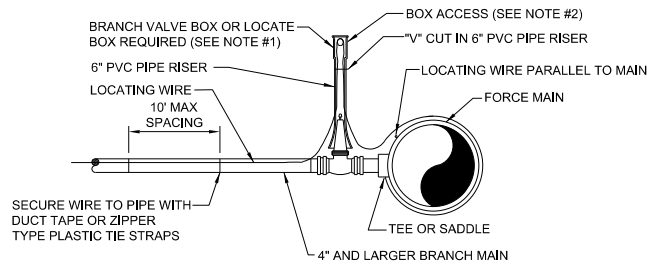
NOTES:

- FOR UNPAVED LOCATIONS, A PRECAST CONCRETE VALVE PAD SHALL BE PROVIDED AND INSTALLED FLUSH WITH GRADE. CONCRETE PAD IS NOT REQUIRED FOR VALVE LOCATED IN THE ROADWAY, UNLESS SHOWN OR NOTED OTHERWISE.
- LOCATING WIRE IS REQUIRED ON ALL PRESSURE PIPING (SEE DETAIL S-49).
- A "V" CUT SHALL BE CARVED IN THE CURB CLOSEST(ASPHALT IF NO CURB) ADJACENT TO ALL BELOW GRADE VALVES. THE "V" CUT IS TO BE PAINTED GREEN.
- IN PAVED AREAS, INSTALL VALVE AT A DEPTH TO ALLOW A 12" MIN. DISTANCE BETWEEN THE VALVE COVER PLATE AND THE TOP OF THE VALVE OPERATING NUT. OUTSIDE OF PAVED AREAS (GRASS), INSTALL VALVE AT A DEPTH TO ALLOW A 6" MINIMUM DISTANCE BETWEEN THE VALVE COVER AND THE TOP OF THE VALVE OPERATING NUT. OPERATING NUT/STEM EXTENSION SHALL BE PROVIDED (WHERE APPLICABLE) SO THAT THE OPERATING NUT WILL BE NO MORE THAN 30 INCHES BELOW FINISHED GRADE.
- FOR NEW CONSTRUCTION, THE VALVE BOX SHALL BE ADJUSTED TO MIDRANGE TO ALLOW FOR FUTURE BOX ADJUSTMENTS. ROUTE LOCATE WIRES THRU A "V" CUT IN THE TOP OF THE 6" PVC RISER PIPE FOR LOCATE WIRE ACCESS INTO VALVE BOX. THE LOCATE WIRES WITH A 24" LONG PIG-TAIL AT THE TOP SHALL BE CONNECTED TOGETHER WITH A WIRE NUT.
- BRASS IDENTIFICATION TAG INDICATING "SEWER", VALVE SIZE, DIRECTION AND TURNS TO OPEN & VALVE TYPE. PROVIDE A 1/2" HOLE IN BRASS TAG AND ATTACH TAG (TWIST WIRE AROUND TAG) TO THE END OF THE LOCATE WIRE. TAGS ARE NOT REQUIRED ON VALVES INSTALLED ON FIRE HYDRANT BRANCH LINES.
- IN LIEU OF PRECAST CONCRETE PAD, A 6" THICK X 24" (ROUND OR SQUARE) POURED CONCRETE PAD W/2 - #4 REBAR AROUND PERIMETER, MAY BE USED.
- GRAVEL SHALL BE PROVIDED UNDER ALL VALVES 20" AND LARGER. THE MINIMUM VERTICAL LIMIT OF GRAVEL IS 12" UNDER THE VALVE UP TO 1/2 THE OVERALL HEIGHT OF THE VALVE.
- FOR VALVES 12 INCH AND SMALLER, PROVIDE A WHITE OR BLACK PLASTIC DEBRIS SHIELD WHICH INSTALLS BELOW THE OPERATING NUT. THIS SHIELD SHALL CENTER THE RISER PIPE BOX OVER THE OPERATING NUT AND MINIMIZE INFILTRATION. SHIELD SHALL BE BY AFC, BOXLOK OR APPROVED EQUAL.
- ALL VALVES SHALL BE INSTALLED WITH AN ELECTRIC LOCATE MARKER. MARKER SHALL BE 4" DIA. COLOR CODED BALL MARKER (3M-1404XR FOR SEWER).

SEWER VALVE DETAIL

JANUARY 2022

PLATE S-30



BRANCH FORCE MAIN
(4" AND LARGER SEWER MAIN)

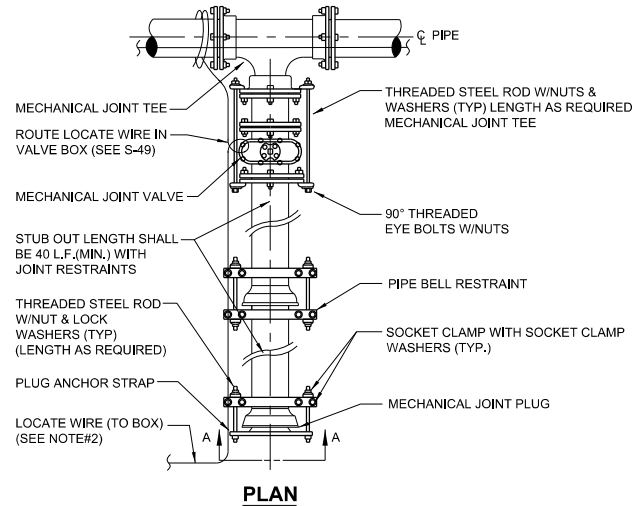
NOTE:

- NOTE THAT THE BRANCH WIRE IS NOT CONNECTED TO THE MAIN WIRE.
- LOCATE WIRE SHALL ENTER THE VALVE BOX THROUGH A "V" CUT IN THE 6" PVC RISER PIPE SECTION (SEE S-30).
- LOCATE WIRE BOX SHALL BE INSTALLED OUTSIDE OF SIDEWALKS, DRIVEWAYS AND PAVEMENT.
- ⊗ INDICATES A WIRE PIG-TAIL (4' LONG)

LOCATE WIRE FOR BRANCH MAIN

JANUARY 2022

PLATE S-49A



PLAN



SECTION "A-A"

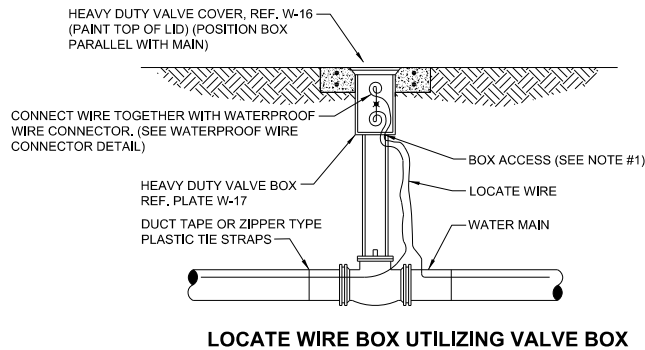
NOTES:

- IN LIEU OF BELL/ROD RESTRAINTS, MECHANICAL JOINT RESTRAINTS MAY BE USED.
- LOCATING WIRE REQUIRED, UTILIZING A LOCATE WIRE BOX INSTALLED AT PLUG LOCATION.
- NUMBER OF TIE RODS REQUIRED IS AS FOLLOWS:
3" - 8" DIAMETER MAIN - 2 TIE RODS REQUIRED PER JOINT (3/4" ROD)
10" - 12" DIAMETER MAIN - 4 TIE RODS REQUIRED PER JOINT (3/4" ROD)
14" - 16" DIAMETER MAIN - 6 TIE RODS REQUIRED PER JOINT (3/4" ROD)
18" - 20" DIAMETER MAIN - 8 TIE RODS REQUIRED PER JOINT (3/4" ROD)
24" DIAMETER MAIN - 12 TIE RODS REQUIRED PER JOINT (3/4" ROD)
30" - 36" DIAMETER MAIN - 14 TIE RODS REQUIRED PER JOINT (1" ROD)
42" - 48" DIAMETER MAIN - 16 TIE RODS REQUIRED PER JOINT (1 1/4" ROD)
54" DIAMETER MAIN - 18 TIE RODS REQUIRED PER JOINT (1 1/4" ROD)
- THE LOCATION OF THE DEAD END PLUG SHALL NOT BE UNDER PAVEMENT. IF POSSIBLE, THE STUB OUT SHALL EXTEND BEYOND THE INTERSECTION AREAS OR ROAD CROSSING BY 10 FEET (MIN.) WHERE POSSIBLE.

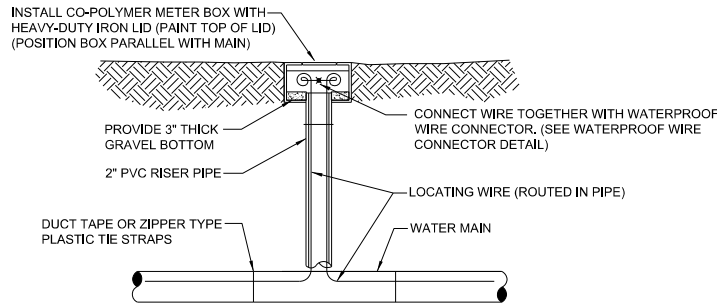
PLUGGED DEAD END USING
MECHANICAL RESTRAINTS

JANUARY 2022

PLATE S-44



LOCATE WIRE BOX UTILIZING VALVE BOX



LOCATE WIRE BOX UTILIZING METER BOX

LOCATE WIRE BOX

JANUARY 2022

PLATE S-49B

 12574 Ridge Center Blvd., Suite 202 Orlando, FL 32835 904-363-1110		REVISIONS		DESIGN ENGINEER		 Building Communitysm	
		NO.	BY	DATE	DESIGNED BY		
		1	RM	2/1/2023	RONALD F. HOOGLAND		
		2	RM	2/1/2023	FLORIDA REGISTRATION NO.		
NO. SHEETS	21	SHEET NO.	20	DRAWING NO.	DET-13	PROJECT NO.	DATE: 2/17/2023
				SCALE: AS NOTED		THE OFFICIAL RECORD OF THIS SHEET IS THE ELECTRONIC FILE DIGITALLY SIGNED AND SEALED UNDER RULE 61G15-23.004, F.A.C.	

MossUN 2/17/2023 3/22/2023 PM 2/2023 1R210091.00 - McCoy's Ck Raise Bridge(CAD)100915201.uif\$UUTDT.UW05a.DGN

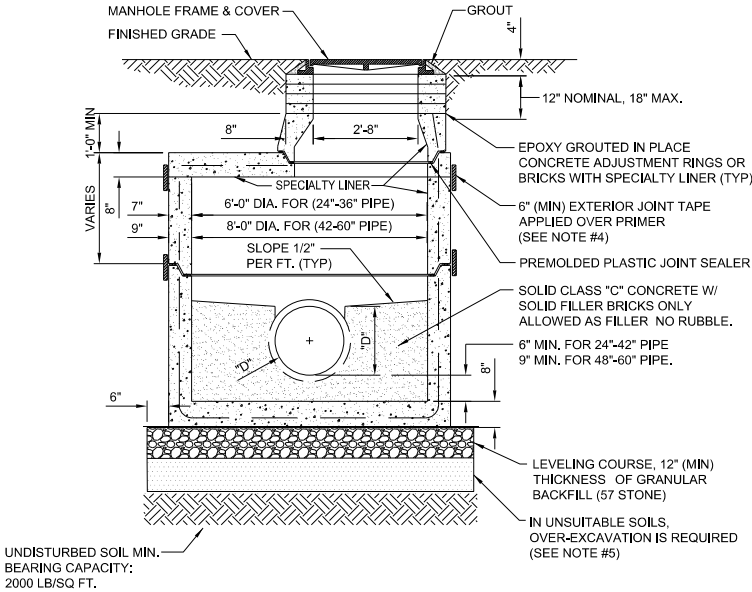
SANITARY SEWER CONCRETE TYPE "G" MANHOLE
24" - 60" SEWERS

JANUARY 2022

PLATE S-11

NOTES:

1. PRECAST MANHOLE SECTIONS TO BE MANUFACTURED IN ACCORDANCE WITH THE LATEST EDITIONS OF A.S.T.M. C-478 WITH 4000 LB. CONC., TYPE II CEMENT. ALL LIFTING HOLES AND OUTSIDE INSERTS SHALL BE FILLED WITH NON-SHRINK GROUT AND COATED WITH BITUMINOUS WATERPROOFING MATERIAL.
2. THE EXTERIOR ONLY OF MANHOLE SHALL BE GIVEN TWO COATS OF BITUMINOUS WATERPROOFING MATERIAL.
3. SPECIALTY LINER IS TO BE INSTALLED ON INSIDE SURFACE OF MANHOLE IN ACCORDANCE WITH AS-602, THEREFORE, THE BITUMINOUS WATERPROOFING SHALL BE OMITTED ON INSIDE.
4. ALL M/H JOINTS BELOW THE TOP CONE SECTION SHALL INCLUDE A 6" WIDE (MIN) EXTERIOR JOINT TAPE (W/PRIMER), TAPE ON THE CONE SECTION IS OPTIONAL.
5. IN SILTS, CLAY OR HIGHLY ORGANIC SOILS (FINE-GRAINED SOILS INCLUDING SOIL GROUPS ML, CL, OL, MH, CH, OH AND PT) THE SOILS SHALL BE OVER-EXCAVATED AN ADDITIONAL 24" (AT A MIN.) AND BACKFILLED WITH AASHTO CLASS A-3 SOIL (COMPACTED TO 98%, ASTM D1557) OR OVER-EXCAVATE AN ADDITIONAL 12" (AT A MIN.) AND BACKFILL WITH GRANULAR BACKFILL (57 STONE).



12574 Ridge Center Blvd., Suite 202
Tampa, FL 33613
904-363-1110

NO.		BY	DATE	REVISIONS
1	6			
2	6			
3	4			
4	3			
5	2			
6	1			

DESIGNER: JM	DESIGN ENGINEER
DRAWN BY: JM	RONALD F. HOOGLAND
DATE: 2/16/23	FLORIDA REGISTRATION NO.
CHECKED BY: MB	45247
DATE: 2/16/23	



JEA FORCE MAIN AND GRAVITY SEWER
DETAILS
UNIVERSITY OF FLORIDA

NO. SHEETS	PROJ. NO.
21	DATE: 2/17/2023
SHEET NO.	SCALE: AS NOTED
21	
DRAWING NO.	
DET-14	

THE OFFICIAL RECORD OF THIS SHEET IS THE ELECTRONIC FILE DIGITALLY SIGNED AND SEALED UNDER RULE 61G15-23.004, F.A.C.



Formal Bid and Award System

Award #11 March 23, 2023

Type of Award Request: JOINT PROJECT
Request #: 676
Requestor Name: Robiou, Leandro A
Requestor Phone: (904) 233-5191
Project Title: SJC CR210 Widening - Greenbriar to Cimmarone - Reclaim WM
Project Numbers: 8006093
Project Location: JEA
Funds: Capital
Business Unit Estimate: \$570,000.00

Scope of Work:

Engineering design of a new 24" Reclaim water main on CR210 from Cimarrone Blvd to east of Veterans Pkwy. The project will install 8,700 LF of new main along CR210, 6,500 LF 24" Ductile Iron and 2,200 LF 12" main. There will be 800 LF of 12" RCWM into the Shearwater community and side street connections in sizes 6", 8" and 12" depending on their location.

JEA IFB/RFP/State/City/GSA#: SJC 22-13
Purchasing Agent: King, David
Is this a Ratification?: NO

RECOMMENDED AWARD.EE(S):

Name	Contact Name	Email	Address	Phone	Amount
SUPERIOR CONSTRUCTION COMPANY SOUTHEAST, LLC	Jeremy Andrews	JAndrews@superiorconstruction.com	7072 Business Park Boulevard Jacksonville, Florida 32256-2749	(904) 292- 4240	\$465,093.65

Amount for entire term of Contract/PO: \$465,093.65
Award Amount for remainder of this FY: \$465,093.65
Length of Contract/PO Term: Project Completion
Begin Date: 04/03/2023
End Date: Project Completion (Expected: June 2024)
JSEB Requirement: Optional – SJC Joint Project

BIDDER:

Name	Amount
SUPERIOR CONSTRUCTION COMPANY SOUTHEAST, LLC	\$465,093.65

Background/Recommendations:

St. Johns County competitively bid a Progressive Design-Build solicitation for the work and entered into a contract with Superior Construction Company Southeast on 07/19/2022.[MJG1] JEA's scope of work was included in the solicitation at the time of bid.

Currently, this reclaimed water area is provided irrigation through potable water jumpers. The system demand is maxing out and causing low pressure issues on a regular basis and adding the new reclaimed water main will separate irrigation from potable use and correct the low potable water pressure problems in this growing community.

JEA and the contractor successfully completed negotiations for design of the reclaimed water main. As the design progresses, increases to the contract will be submitted to design conflict resolutions discovered throughout the project. Increases for construction will be brought before the Awards Committee for approval.

Request approval to award Superior Construction Company Southeast, LLC a contract for pre-construction and engineering services for the CR210 Widening Reclaim Water Main project in the amount of \$465,093.65, subject to the availability of lawfully appropriated funds.

Senior Manager: Sulayman, Mickhael S. - Senior Manager Project Management

Director: Conner, Sean M. - Dir W/WW Project Engineering & Construction

VP: Melendez, Pedro A.- VP Planning Engineering & Construction

APPROVALS:

Chairman, Awards Committee

Date

Budget Representative

Date

Superior Construction Company SE, LLC

7072 Business Park Blvd
Jacksonville, FL 32256
USA

Phone: 904-292-4240
Fax: 904-292-2682

"SUPERIOR in Service, Quality, and Safety Since 1938!"

To:	Jacksonville Electric Authority - Water & Sewer	Contact:	
Address:	21 W. Church St. Jacksonville, FL 32202	Phone:	
		Fax:	665-7372
Project Name:	JEA - CR 210 Widening PDB	Bid Number:	
Project Location:		Bid Date:	11/9/2022

Item #	Item Description	Estimated Quantity	Unit	Unit Price	Total Price
1	JEA - REUSE MAIN DESIGN	1.00	LS	\$338,486.26	\$338,486.26
2	PRE-CONSTRUCTION SERVICES	1.00	LS	\$56,885.00	\$56,885.00
3	PROFIT AND OVERHEAD	1.00	LS	\$69,722.39	\$69,722.39

Total Bid Price: \$465,093.65

Notes:

- Certified Payroll will be provided if required by Owner.
- 5 days / week

Payment Terms:

Payment due within 30 days of date of invoice, regardless of when payment is made by Owner

ACCEPTED:

The above prices, specifications and conditions are satisfactory and are hereby accepted.

Buyer: _____

Signature: _____

Date of Acceptance: _____

CONFIRMED:

Superior Construction Company SE, LLC

Authorized Signature: _____

Estimator: Jeremy Andrews
(904) 292-4240 JAndrews@superiorconstruction.com



Formal Bid and Award System

Award #12 March 23, 2023

Type of Award Request: INVITATION TO NEGOTIATE (ITN)
Request #: 535
Requestor Name: Schoettler, Kyle C.
Requestor Phone: (904) 524-3989
Project Title: Continuing Services for DOT Road Base Lime Rock and 57 Stone
FY 23 Project Number: Capital: 175-S; 175-W
O&M: HW30602; HW30607
Project Location: JEA
Funds: Capital and O&M
Business Unit Estimate: \$2,588,858.60

Scope of Work:

The purpose of this Invitation to Negotiate (ITN) is to solicit competitive Responses from companies that can provide or provide and deliver all materials (lime rock and crushed stone) to a JEA primary location, and also provide or provide and deliver materials throughout JEA's service areas located within Duval, Clay, St. Johns and Nassau counties (the "Work"). JEA requires the supply of lime rock and crushed stone for stabilization and road bases, including FDOT roadways.

JEA IFB/RFP/State/City/GSA#: 1410837046
Purchasing Agent: Darriel Brown
Is this a Ratification?: No

RECOMMENDED AWARDEES:

Name	Vendor Contact	Email	Address	Phone	Award Amount
AGGREGATE HAULERS LLC	Carita Wall	cwall@shaddtrucking.us	PO Box 687 Lake Butler, FL 32504	386-496-2631	\$2,730,000.00
CAPITOL ENVIRONMENTAL SERVICES, INC.	Debbie Mongiardo	dmongiardo@capitolenv.com	3520 NW 43rd St Gainesville, FL. 32606	352-792-6064	\$1,053,000.00

Amount for entire term of Contract/PO: \$3,783,000.00
Award Amount for remainder of this FY: \$378,300.00
Length of Contract/PO Term: Five (5) Year w/One (1) – 1 Yr. Renewal
Begin Date: 04/01/2023
End Date: 03/31/2028
Renewal Options: Yes - One (1) – 1 Yr. Renewal
JSEB Requirement: N/A - Optional

BIDDERS:

Company	Material Description	1 st Round Pricing	BAFO Pricing	BAFO Award Estimate (5 Years)	Final Rank	Award Amount
AGGREGATE HAULERS	Lime Rock	\$34.00	\$34.00	\$2,550,000.00	1	\$2,730,000.00
	#57 Stone	\$90.00	\$90.00	\$1,350,000.00		
CAPITOL ENVIRONMENTAL SERVICES, INC.	Lime Rock	\$38.00	\$36.00	\$2,700,000.00	2	\$1,053,000.00
	#57 Stone	\$57.00	\$54.00	\$810,000.00		
GARMON TRUCKING, INC.	Lime Rock	\$47.50	\$47.50	\$3,562,500.00	3	N/A
	#57 Stone	\$62.00	\$62.00	\$930,000.00		

Background/Recommendation:

Advertised on 8/26/2022. Three (3) vendors attended the mandatory pre-response meeting held on 10/21/2022. At response opening held on 10/25/2022, JEA received three (3) Responses. All companies were shortlisted, and after review and clarification of responses, they were invited to submit a Best and Final Offer (BAFO) on 01/11/2023, with BAFOs due on 02/03/2023.

Aggregate Haulers is the incumbent supplier since 2016. Over the past two years, the market for all aggregate materials (including Lime Rock and 57 Stone) has been extremely volatile resulting in higher demand and tightening of supply. This led to multiple price increases for quarry products due to material availability concerns and fuel surcharge increases. A key factor in the cause of the volatility was the inflationary pricing trend in construction. Throughout the last 18 months, material suppliers have limited quantities provided to their customers; Aggregate Haulers responded by prioritizing inventory for JEA maintenance and construction projects.

The business unit estimate of \$2,588,858.60 is based on an annual spend of \$517,771.72 over 5 years. The award amount of \$3,783,000.00 is approximately 46% higher than the estimate, due to the reasons stated above. The plan is to use Aggregate Haulers primarily for Lime Rock and Capitol Environmental Service primarily for 57 Stone; however, the award amounts were calculated to allow the two awardees to serve as a backup for each other if needed. Specifically, the award amount for Aggregate Haulers is calculated by using 70% of their Response totals for both materials. Similarly, the award amount for Capitol Environmental Services is calculated using 30% of their Response Price for both materials, as shown below: [MJG1]

Aggregate Haulers

BAFO Award Estimate (5 Years)

Lime Rock	\$2,550,000.00
#57 Stone	\$1,350,000.00
Subtotal	\$3,900,000.00
Award amount	\$2,730,000.00
(70% of Subtotal)	

Capitol Environmental Services, Inc.

BAFO Award Estimate (5 Years)

Lime Rock	\$2,700,000.00
#57 Stone	\$810,000.00
Subtotal	\$3,510,000.00

Award amount	\$1,053,000.00
(30% of Subtotal)	

Capitol Environmental Services lowered their pricing for both materials in the BAFO round equating to an approximate decrease (cost avoidance) of \$195,000.00 in their total bid amount. Aggregate Haulers maintained their price between the first round and the BAFO round (M/JG2)d.

The contract prices will remain fixed through the first year (1) year of the Contract. Thereafter, Aggregate Haulers and Capitol Environmental Services may request a Consumer Price Index (CPI) adjustment annually. [MJG3]

1410837046 - Request approval to award contracts to Aggregate Haulers (\$2,730,000.00) and Capitol Environmental Services, Inc. (\$1,053,000.00) for the Continuing Services for DOT Road Base Lime Rock and 57 Stone in the amount of \$3,783,000.00, subject to the availability of lawfully appropriated funds.

Director: Scheel, Jackie B. – Dir. W/WW Reuse Delivery & Collection
VP: Vu, Hai X. - VP Water Wastewater Systems

APPROVALS:

Chairman, Awards Committee Date

Budget Representative _____ **Date** _____

Appendix B - Response Forms
1410837046 Continuing Services for DOT Road Base Lime Rock and 57 Stone

Submit all Response documents electronically as described in Appendix C – Zycus Supplier Instructions.

Company Name: Aggregate Haulers LLC. _____

Company's Address: PO BOX 687 Lake Butler, FL 32054 _____

License Number: _____

Phone Number: 386-496-2631 _____ FAX No: 386-496-1531 _____ Email Address: cwall@shaddtrucking.us _____

BID SECURITY REQUIREMENTS

- ☐ None required
☒ Certified Check or Bond (Five Percent (5%))

TERM OF CONTRACT

- ☐ One Time Purchase
☐ Annual Requirements
☒ Other, Specify - Project Completion

SAMPLE REQUIREMENTS

- ☒ None required
☐ Samples required prior to Bid Opening
☐ Samples may be required subsequent to Bid Opening

SECTION 255.05, FLORIDA STATUTES CONTRACT BOND

- ☐ None required
☒ Bond required 100% of Bid Award

QUANTITIES

- ☐ Quantities indicated are exacting
☒ Quantities indicated reflect the approximate quantities to be purchased Throughout the Contract period and are subject to fluctuation in accordance with actual requirements.

INSURANCE REQUIREMENTS

Insurance required

PAYMENT DISCOUNTS

- ☐ 1% 20, net 30
☐ 2% 10, net 30
☐ Other _____
☒ None Offered

ENTER YOUR RESPONSE FOR SOLICITATION 1410837046

TOTAL RESPONSE PRICE

Total Response Price
(enter total from cell E10 in the Response Workbook)

\$ 5,700,000.00

☒ **I have read and understood the Sunshine Law/Public Records clauses contained within this solicitation. I understand that in the absence of a redacted copy my proposal will be disclosed to the public "as-is".**

RESPONDENT CERTIFICATION

By submitting this Response, the Respondent certifies that it has read and reviewed all of the documents pertaining to this Solicitation, that the person signing below is an authorized representative of the Responding Company, that the Company is legally authorized to do business in the State of Florida, and that the Company maintains in active status an appropriate contractor's license for the work (if applicable). The Respondent also certifies that it complies with all sections (including but not limited to Conflict of Interest and Ethics) of this Solicitation.

We have received addenda

_____ through _____

Carita S Wall 10/25/2022
Handwritten Signature of Authorized Officer of Company or Agent Date

Carita S Wall / President
Printed Name and Title

Appendix B - Response Forms
1410837046 Continuing Services for DOT Road Base Lime Rock and 57 Stone

Subcontractor Form

JEA Solicitation Number 1410837046 requires certain major Subcontractors be listed on this form, unless the work will be self-performed by the Company.

The undersigned understands that failure to submit the required Subcontractor information on this form will result in Response rejection, and the Company agrees to employ the Subcontractors specified below: (Use additional sheets as necessary)

Note: This list of Subcontractors shall not be modified subsequent to Response opening, without a showing of good cause and the written consent of JEA.

1410837046 Appendix B - Response Workbook
Continuing Services for DOT Road Base Lime Rock and 57 Stone
(Only complete the Prices in Yellow Cells)

			Company:	Aggregate Haulers LLC.	
#	Description	Annual Forecast Quantity (tons)	Unit Price (Per Ton)	Annual Price	Extended Price (5 Years)
1	Lime Rock (Material Only) – per Technical Specifications	15,000	\$ 9.00	\$ 135,000.00	\$ 675,000.00
2	# 57 Stone (Material Only) – per Technical Specifications	3,000	\$ 75.00	\$ 225,000.00	\$ 1,125,000.00
3	Lime Rock (Material and Delivery) – per Technical Specifications	15,000	\$ 34.00	\$ 510,000.00	\$ 2,550,000.00
4	# 57 Stone (Material and Delivery) – per Technical Specifications	3,000	\$ 90.00	\$ 270,000.00	\$ 1,350,000.00
Subtotal Response Price for Materials Only (Add Lines 1 and 2)				\$	1,800,000.00
Subtotal Response Price for Materials and Delivery (Add Lines 3 and 4)				\$	3,900,000.00
Total Response Price (Enter this amount on Appendix B - Response Forms, Page 1)				\$	5,700,000.00

Appendix B - Response Forms
1410837046 Continuing Services for DOT Road Base Lime Rock and 57 Stone

Submit all Response documents electronically as described in Appendix C – Zycus Supplier Instructions.
Capitol Environmental Services, Inc.

Company Name: _____

PO Box 9499 Newark DE 19714

Company's Address: _____

F14000002907

License Number: _____

Phone Number: 352-514-0604 FAX No: _____ Email Address: bfrenchman@capitolenv.com

BID SECURITY REQUIREMENTS

- ☒ None required
☐ Certified Check or Bond (Five Percent (5%))

TERM OF CONTRACT

- ☐ One Time Purchase
☐ Annual Requirements
☒ Other, Specify - Project Completion

SAMPLE REQUIREMENTS

- ☒ None required
☐ Samples required prior to Bid Opening
☐ Samples may be required subsequent to Bid Opening

SECTION 255.05, FLORIDA STATUTES CONTRACT BOND

- ☒ None required
☐ Bond required 100% of Bid Award

QUANTITIES

- ☐ Quantities indicated are exacting
☒ Quantities indicated reflect the approximate quantities to be purchased Throughout the Contract period and are subject to fluctuation in accordance with actual requirements.

INSURANCE REQUIREMENTS

Insurance required

PAYMENT DISCOUNTS

- X 1% 20, net 30
X 2% 10, net 30
X Other Net 30
☐ None Offered

ENTER YOUR RESPONSE FOR SOLICITATION 1410837046

TOTAL RESPONSE PRICE

Total Response Price
(enter total from cell E10 in the Response Workbook)

\$4,762,500.00

X I have read and understood the Sunshine Law/Public Records clauses contained within this solicitation. I understand that in the absence of a redacted copy my proposal will be disclosed to the public "as-is".

RESPONDENT CERTIFICATION

By submitting this Response, the Respondent certifies that it has read and reviewed all of the documents pertaining to this Solicitation, that the person signing below is an authorized representative of the Responding Company, that the Company is legally authorized to do business in the State of Florida, and that the Company maintains in active status an appropriate contractor's license for the work (if applicable). The Respondent also certifies that it complies with all sections (including but not limited to Conflict of Interest and Ethics) of this Solicitation.

0

We have received addenda

Brandt Frenchman

03/15/2023

Handwritten Signature of Authorized Officer of Company or Agent

Date

_____ through _____

Brandt Frenchman, Senior Business Manager
Printed Name and Title

Appendix B - Response Forms
1410837046 Continuing Services for DOT Road Base Lime Rock and 57 Stone

Subcontractor Form

JEA Solicitation Number 1410837046 requires certain major Subcontractors be listed on this form, unless the work will be self-performed by the Company.

The undersigned understands that failure to submit the required Subcontractor information on this form will result in Response rejection, and the Company agrees to employ the Subcontractors specified below: (Use additional sheets as necessary)

Note: This list of Subcontractors shall not be modified subsequent to Response opening, without a showing of good cause and the written consent of JEA.

1410837046 Appendix B - Response Workbook
Continuing Services for DOT Road Base Lime Rock and 57 Stone
(Only complete the Prices in Yellow Cells)

			Company:	Capitol Environmental Services, Inc.	
#	Description	Annual Forecast Quantity (tons)	Unit Price (Per Ton)	Annual Price	Extended Price (5 Years)
1	Lime Rock (Material Only) – per Technical Specifications	15,000	\$8.50	\$ 127,500.00	\$ 637,500.00
2	# 57 Stone (Material Only) – per Technical Specifications	3,000	\$41.00	\$ 123,000.00	\$ 615,000.00
3	Lime Rock (Material and Delivery) – per Technical Specifications	15,000	\$36.00	\$ 540,000.00	\$ 2,700,000.00
4	# 57 Stone (Material and Delivery) – per Technical Specifications	3,000	\$54.00	\$ 162,000.00	\$ 810,000.00
Subtotal Response Price for Materials Only (Add Lines 1 and 2)				\$	1,252,500.00
Subtotal Response Price for Materials and Delivery (Add Lines 3 and 4)				\$	3,510,000.00
Total Response Price (Enter this amount on Appendix B - Response Forms, Page 1)				\$	4,762,500.00



Formal Bid and Award System

Award #13 March 23, 2023

Type of Award Request: JOINT PROJECT
Requestor Name: Williams, Michael S.
Requestor Phone: (904) 665-7454
Project Title: Nassau County Joint Project - Chester Rd Reclaim and Force Main
Project Number: 8007880, 8007879
Project Location: JEA
Funds: Capital
Business Unit Estimate: N/A[MJG1][RW2]

Scope of Work:

Design of approximately 2,790 feet of 20 - inch reclaimed water main and a 20 - inch force main along Chester Road from David Hallman Parkway (Home Depot), to just north of Pages Dairy Road. The project will be handled as a Joint Project with the Nassau County Chester Road improvements. The existing 16 - inch water main and 12 - inch force main along Chester Road are to remain.

JEA IFB/RFP/State/City/GSA#: N/A
Purchasing Agent: Rix, Lynn W.
Is this a Ratification?: NO

RECOMMENDED AWARDEE(S):

Name	Address	Phone	Amount
NASSAU COUNTY	76347 Veterans Way, Yulee, FL 32097	(904) 548-4600	\$77,873.48

Amount for entire term of Contract/PO: \$77,873.48
Award Amount for remainder of this FY: \$77,873.48
Length of Contract/PO Term: Project Completion
Begin Date: 03/30/2023
End Date: Project Completion (Expected: March 2025)
JSEB Requirement: N/A – Joint Project

Background/Recommendations:

JEA has an interlocal agreement with Nassau County. Nassau County has selected Connelly and Wicker, Inc. through a competitive solicitation process, and JEA's portion of the work was included in that solicitation.

JEA's reclaim and force main are within the Nassau County's project footprint/right-of-way for upcoming roadwork. JEA's engineering plans will be included with Nassau County's plans via the terms of the existing Memorandum of Understanding (MOU). By doing so, engineering costs will be minimized. Per the terms of the MOU, JEA is prepaying Nassau County for the value of the engineering work. Once the construction has been bid out, JEA will enter into a contract with the low bidder for that work.

Request approval to award payment to Nassau County for the design of the Chester Rd Reclaim and Force Main project in the amount of \$77,873.48, subject to the availability of lawfully appropriated funds.

Senior Manager: Sulayman, Mickhael S. – Senior Manager Project Management
Director: Conner, Sean M. – Dir. W/WW Project Engineering & Construction
VP: Melendez, Pedro A. - VP Planning, Engineering & Construction

APPROVALS:

Chairman, Awards Committee

Date

Budget Representative

Date

MEMORANDUM OF UNDERSTANDING

This Memorandum of Understanding (“MOU”) is entered into this 12th day of December, 2022, by and between JEA (“JEA”) and Nassau County, Florida (“Nassau County”).

Recitals

WHEREAS, JEA and Nassau County (collectively, the “Agencies” or, individually, an “Agency”), will enter into agreement for the design and construction of the Chester Road and Pages Dairy Road Intersection – JEA Reclaimed Water & Force Mains (the “Work”); and

WHEREAS, the Agencies desire to collectively solicit bids for both the design and construction (the “Work”) for the Chester Road and Pages Dairy Road Intersection – JEA Reclaimed Water & Force Mains; and

WHEREAS, the Agencies have discussed the terms and conditions on which JEA will draft, issue and manage the Solicitation, and the Agencies desire to put such terms and conditions in writing;

NOW, THEREFORE, in consideration of the mutual promises contained herein, each of the Agencies agree as follows:

Agreements

1. Design Services. Following execution of this MOU, Nassau County will amend its design contract with Connelly and Wicker to include JEA’s portion of the work. JEA will be responsible for all design costs associated with the incorporation of the water main design.
2. Construction Services. Upon completion of the design services, Nassau County will issue a Solicitation for construction of the Chester Road and Pages Dairy Road Intersection – JEA Reclaimed Water & Force Mains in substantially the same form of the draft Solicitation circulated to each of the Agencies prior to execution of this MOU (the “Construction Solicitation”).

3. Construction Engineering Inspection (CEI) Services. Upon completion of the design services, Nassau County will issue a Solicitation for Construction Engineering Inspection (CEI) services for the Chester Road and Pages Dairy Road Intersection – JEA Reclaimed Water & Force Mains in substantially the same form of the draft Solicitation circulated to each of the Agencies prior to execution of this MOU (the “CEI Solicitation”).
4. Award Recommendation. Nassau County, on behalf of the Agencies, will manage the Construction Solicitation and CEI Solicitation (the “Solicitations”) and make all administrative determinations concerning minimum qualifications, timeliness, responsiveness and all other aspects of administration of the Solicitations up to and including determining the successful bidders (the “Successful Bidders”).
5. Contract. Each Agency will enter into a separate final contract with the Successful Bidders for the scope of work described in the Construction Solicitation and CEI Solicitation (collectively, the “Contracts” or, separately, a “Contract”). Subject to the terms set forth in this MOU, the Agencies bind themselves to the good faith negotiation of Contracts with the Successful Bidders. Nassau County shall issue the Construction Solicitation and CEI Solicitation and negotiate standard contract terms and conditions on behalf of all Agencies, which terms and conditions will be substantially in the form of the standard contract provisions contained in the Solicitation (including the Special Provisions for JEA, attached in an Appendix to the Construction Solicitation and CEI Solicitation).
6. Term. Each contract will have a term of five (5) years (the “Initial Term”), commencing on the effective date of each Contract, with the option to extend the term of each Contract for an additional five (5) years in one (1) year increments.
7. Fee Payment. The costs of the Solicitations will be shared equally among the Agencies. Each Agency shall be responsible for all of its respective costs for all services and equipment procured by the Agency under the Solicitations and nothing in this MOU or in the Solicitations shall be construed to create an obligation of one Agency to cover any costs or expenses or create any liability of one Agency for the access control system of another Agency. JEA will pay CEI and Construction costs associated with and required by the

Water Main construction directly to the CEI service provider and Construction contractor. Nassau County will pay CEI and Construction costs associated with and required by the Roadway resurfacing and widening construction directly to the CEI service provider and Construction contractor.


8. Contract Management: Each Agency will be responsible for administration of its own Contracts, including, but not limited to all purchase orders, invoices, payments, contract management, amendments and renewals. However, each Agency shall continue to collaborate with all Agencies by providing notice to the other Agencies as soon as reasonably possible after an Agency discovers any problems or issues with the Access System or the services provided under the Contracts.
9. Joint Marketing. Each Agency will use commercially reasonable efforts to solicit interest in the Solicitations.
10. Publicity. All press releases issued by any Agency with respect to this MOU, the Solicitations or the relationship created by the Agencies with the Successful Bidders shall be presented to the other Agencies reasonably in advance of issuance and shall be subject to the other Agencies' prior approval, which shall not be unreasonably withheld or delayed.
11. Procurement Management. Each Agency shall appoint a single individual (a "Procurement Manager") to be primarily responsible for: (1) arranging all meetings, visits and consultations between the Agencies relating to the Solicitations; (2) receiving all notices under this MOU and the resulting Solicitations; and (3) coordinating all administrative matters relating to the Solicitations. The Procurement Managers shall also be responsible for coordinating the resolution of any issues and disputes between the parties arising under this MOU. From time to time during the terms of the Contracts, each Agency may replace its Procurement Manager with another person having equivalent authority by providing written notice to the other Agencies.

12. Warranties. Each Agency represents and warrants to the other agencies that neither the execution of this MOU nor the performance described hereunder will, directly or indirectly, violate or interfere with the terms of another agreement to which such Agency is a party, or give any governmental entity the right to suspend, terminate, or modify any of its governmental authorizations or assets required for performance under this MOU. Each Agency represents and warrants to the other Agency that it will not enter into any agreement, if the execution or performance of such agreement would violate or interfere with this MOU or the resulting Solicitations or Contracts.

13. General: This MOU may be amended only by a written instrument executed by all Agencies. This MOU and all transactions contemplated herein shall be governed by, construed in accordance with, and enforced under the laws of the State of Florida, notwithstanding its choice of law rules to the contrary or any other state's choice of law rules. Any litigation involving this MOU shall take place in the state or federal courts located exclusively in Nassau County, Florida.


IN WITNESS WHEREOF, the parties have caused this MOU to be executed and delivered by their duly authorized officers, as of the date first above written.

BOARD OF COUNTY COMMISSIONERS
NASSAU COUNTY, FLORIDA


By: 
Its: Chairman

Date: December 12, 2022


Attest to the Chairman's Signature


JOHN A. CRAWFORD, Ex-Officio Clerk


Approved as to Form:


DENISE C. MAY, County Attorney

JEA

By: 
Its: Director of Procurement / CPO
Date: 1/19/2023

Approved as to Form:


General Counsel to JEA



JOHN A. CRAWFORD
Clerk of the Circuit Court and Comptroller
Ex-Officio Clerk to the Board of County Commissioners
Auditor, Recorder and Custodian of All County Funds
Nassau County



December 16, 2022

Mike Williams, PE
Water/Wastewater Engineer, JEA
21 West Church Street, T-4
Jacksonville, Florida 32202


Re: Memorandum of Understanding with JEA for utility work at the intersection of Chester Road and Pages Dairy Road.

Dear Mr. Williams:

During a regular session of the Nassau County Board of County Commissioners held on December 12, 2022, the Board approved and authorized the Chairman to sign the above-referenced Memorandum of Understanding with JEA for utility work at the intersection of Chester Road and Pages Dairy Road for signature. Once executed, please return the Memorandum of Understanding with JEA to my office. Please be aware that we will be unable to process until the Clerk's Office has received the Memorandum of Understanding with JEA at 76347 Veterans Way, Yulee, Florida 32097.

Thank you for your assistance in this matter. If I can be of any service to you, please do not hesitate to let me know.

Sincerely,


John A. Crawford
Ex-Officio Clerk

/msl
Enclosures/

Funding Sources and Cash Flows									
Capital or O&M	Index / Project # / Cost Center	O&M Spreadsheet Line	FY23	FY24	FY25	FY26	FY27	Total	FY29
Capital	8007880		\$ 40,000.00	\$ -	\$ -	\$ -	\$ -		C&W Engineering
Capital	8007879		\$ 37,000.00	\$ -	\$ -	\$ -	\$ -		C&W Engineering