



IMPROVING LIVES. BUILDING COMMUNITY. to be the best utility in the country

JEA BOARD OF DIRECTORS MEETING

JEA Tower, T-19 | 21 West Church Street, Jacksonville, FL 32202
November 16, 2021 | 9:00 am – 12:00 pm

WELCOME

Meeting Called to Order
Time of Reflection John Baker, Chair

Safety Briefing & Moment Baley Brunell, Director, Facilities & Fleet Services

Introductions
Adoption of Agenda (Action)

CONSENT AGENDA (Action) John Baker, Chair

Board Meeting Minutes – October 26, 2021

COMMENTS / PRESENTATIONS

Council Liaison's Comments Council Member Michael Boylan

Comments from the Public Public

Managing Director / CEO Report Jay Stowe, Managing Director / CEO

Monthly Performance Update Christopher Jackson, Director, Customer Revenue

Plant Vogtle General Joseph DiSalvo

BOARD AND COMMITTEE REPORTS

Governance Committee (Action) General Joseph DiSalvo, Chair

JEA Bylaws – Modification for Meeting Cadence (Action)

OTHER BUSINESS

Old and Other New Business/Open Discussion
Chair's Report John Baker, Chair
Announcements – Next Board Meeting January 11, 2022

STRATEGIC DIRECTION

Economic Outlook Kenneth Schiebel, CFA & Michael Mace
PFM Asset Management, LLC & PFM Financial Advisors, LLC

Strategic Overview Jay Stowe, Managing Director / CEO

BUSINESS EXCELLENCE
CUSTOMER LOYALTY Leadership Team

Adjournment



IMPROVING LIVES. BUILDING COMMUNITY. to be the best utility in the country

INFORMATIONAL MATERIAL

Appendix A: FY21 Procurement Annual Report

Appendix B: Corporate Headquarters Update

Appendix C: FY21 Corporate Communications and Community Outreach

Appendix D: Financial Statements

BOARD CALENDAR

2022 Board Meetings

9:00 am – January 11, February 22, April 5, May 24, August 9-10, September 20

2022 Committees

Finance & Audit Committee – February 11, May 13, September 9

Governance Committee – March 14, July 14, November 7

Other Committees – TBD



Board of Directors Meeting November 16, 2021

To submit a public comment to be read during the meeting, please email Melissa Charleroy at charmm2@jea.com. Public comments must be received no later than 9:10am.

To provide public comment via WebEx, please refer to the Public Notice on jea.com for detailed instructions.

If you experience any technical difficulties during the meeting, contact Ontario Blackmon at (904) 665-4203 or JEA's WebEx Support Team at webexsupport@jea.com.



Safety Briefing and Moment

Baley Brunell
Director, Facilities & Fleet Services



Develop an Unbeatable Team

Safety Briefing



In the event of an emergency, call 9-911 and alert others

Emergency Evacuation Route (use stairwell)

Assembly Location: First Baptist Church parking lot (corner of Ashley & Main St.)

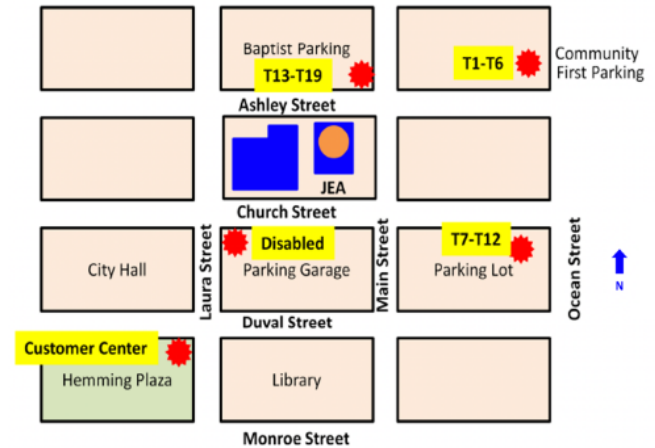
Safety Partner (person to your right)

Medical Conditions / CPR

Hazard & Situational Awareness

Cell Phone & Computer Etiquette

EVACUATION ASSEMBLY CENTERS During normal business hours



EGRESS ROUTES FROM:

Tower

- Even Floors – evacuate via NW stairwell
- Odd Floors – evacuate via center stairwell

Customer Center

- Evacuate via either stairwell

Safety Moment

Sleep Deprivation – How bad is it?

~30% of Americans suffer from sleep deprivation

High levels of fatigue makes you 70% more likely to have an incident

In fact, ~20% of all serious vehicle incidents are associated with driver sleepiness

<6 hours of sleep per night doubles your chance of stroke

Other effects include slower reaction times, decrease in decision making and memory, and exaggerated emotions and moods

Tips for a better night's sleep

Cut caffeine at least six hours before bedtime

Exercise at the right time for you

Refrain from napping, if you do nap, limit to 30 minutes or less

Eat healthy - Don't go to bed hungry or too full

Avoid alcohol as a sleep aid

Keep pets off the bed

Keep your bedroom quiet, dark, and comfortable

Do your best to relax before bedtime



American Academy of Sleep Medicine recommends the following hours of sleep:

Adults: 7 or more
13 - 18 years: 8 - 10
6 - 12 years: 9 - 12
3 - 5 years: 10 - 13
1 - 2 years: 11 - 14
<1 year: 12 - 16

Sleep Deprivation Impacts Safety



Monthly Performance Update

Christopher Jackson
Director, Customer Revenue



Deliver Business Excellence

JEA Performance Scorecard | Data through October 31, 2021

- Pay-for-Performance Measure
- ▲ Higher is good
- ▼ Lower is good
- On Plan or Better
- At Risk
- Unfavorable

		FY20	FY21	FY22 Goal	FY22 YTD
UNBEATABLE TEAM	● ▼ Safety - Lost Time Incident Rate (LTIR)	0.38	0.66	0.44	0.00
	▲ Diversity - Female Representation %	22%	22%	N/A	22.5%
	▲ Diversity - People of Color Representation %	25%	26%	N/A	25.9%
	▲ Diversity - Veteran Representation %	19%	20%	N/A	19.2%
CUSTOMER LOYALTY	● ▲ Customer Satisfaction - Residential (JD Powers)	3rd Quartile	3rd Quartile	2nd Quartile	Not Available
	● ▲ Customer Satisfaction - Commercial (JD Powers)	2nd Quartile	4th Quartile	2nd Quartile	Not Available
	▼ Nitrogen to the River (tons)	299	372	440	28
	▼ Sanitary Sewer Overflows (Total Count)	48	35	31	4
	▼ Environmental Compliance - Permit Exceedances	1	1	4	0
BUSINESS EXCELLENCE	▲ Sales - Electric System (MWh)	12,185	12,216	12,200	1,031
	▲ Sales - Water System (Million Gallons)	38,272	37,181	39,000	3,425
	▲ Sales - Wastewater System (Million Gallons)	28,160	28,139	29,000	2,482
	▲ Sales - Reclaim (Million Gallons)	4,427	4,463	5,000	499
	▲ Revenue - Total System (\$M)	\$1,600	\$1,628	\$1,638	\$142
	▼ Outstanding Debt (\$M)	\$3,257	\$3,000	\$2,731	\$2,908
	▼ Operations & Maintenance (O&M) Spend (\$M)	\$393	\$381	\$464	\$28
	▼ Capital Spend (\$M)	\$387	\$355	\$609	\$16
	▼ Fuel & Purchased Power Expense (\$M)	\$343	\$425	\$376	\$50
	● ▼ Electric O&M (\$)	\$218	\$214	\$253	\$15
	● ▼ Water O&M (\$)	\$171	\$163	\$183	\$13
	▼ Reliability - Customers Experiencing Multiple Interruptions (CEMI-5)	0.25%	0.14%	0.80%	0.17%
	▼ Reliability - Effective Forced Outage Rate (EFOR)	2.3%	4.0%	3.2%	0.0%
	▼ Reliability - Water Unplanned Outages (Number of Customers)	15,342	12,257	7,700	311
▼ Water Pressure (average min < 30 psi)	4.0	2.1	2.8	2.6	





Vogtle Units 3 and 4 northeast side

Plant Vogtle Update

Units 3 & 4

General Joe DiSalvo
Board Member





Governance Committee Report

General Joe DiSalvo
Committee Chair





Economic Outlook

Kenneth Schiebel, CFA
Managing Director
PFM Asset Management, LLC

Michael Mace
Managing Director
PFM Financial Advisors, LLC





JEA Economic Update

November 2021

Presented by:

Kenneth Schiebel, CFA, Managing Director, PFM Asset Management LLC

Michael Mace, Managing Director, PFM Financial Advisors LLC

PFM Asset
Management LLC

213 Market Street
Harrisburg, PA 17101

717.232.2723
pfm.com



Current Economic Themes



- COVID-19 continues to influence the economic and market landscape



- The U.S. economy is characterized by:
 - COVID slowdown in Q3, labor market dislocations, and strong consumers
 - Supply chain challenges, materials shortage, and transportation bottlenecks
 - Surging energy prices driving inflation higher



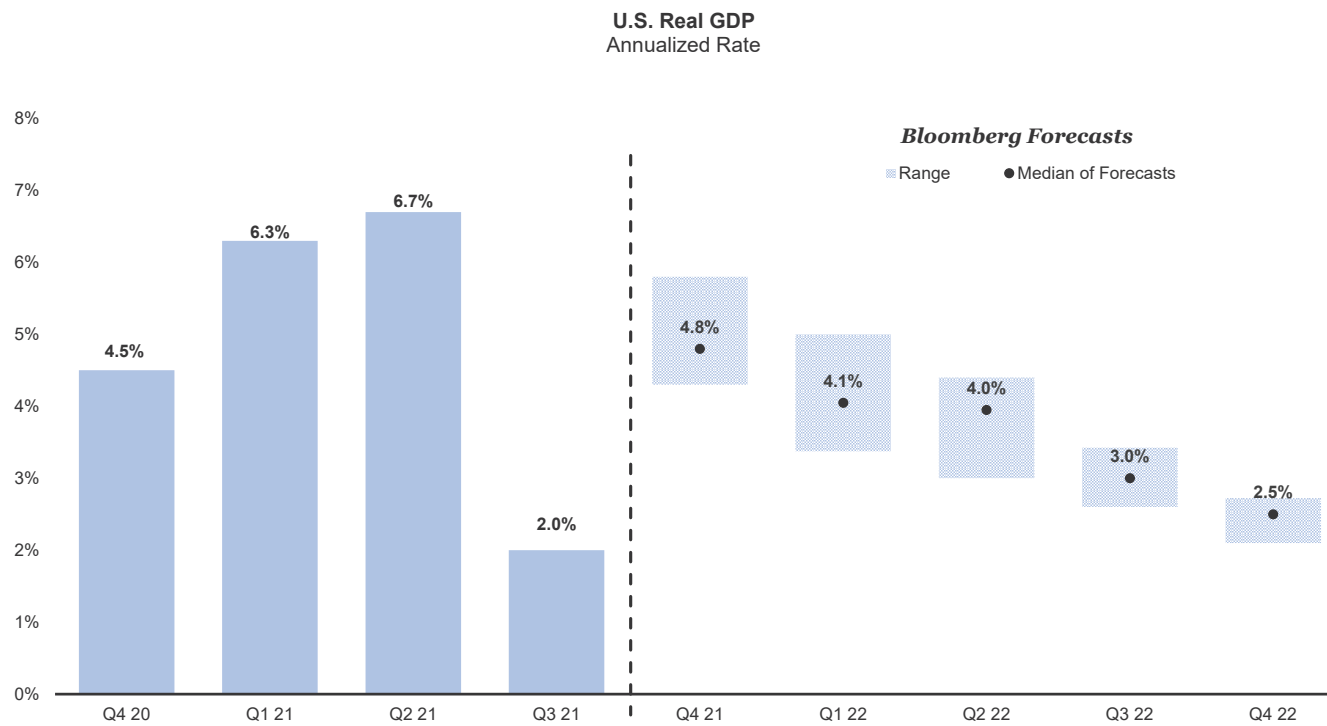
- Federal Reserve set to scale back monetary support
 - Tapering of asset purchases beginning in November
 - Fed Funds Rate hike possible in mid to late 2022
 - Potential turnover of FOMC leadership



- Fixed income market reacting to changing market dynamics
 - Short-term yields remain anchored by Fed rate policy
 - Long-term yields rising due to inflationary pressures and tapering



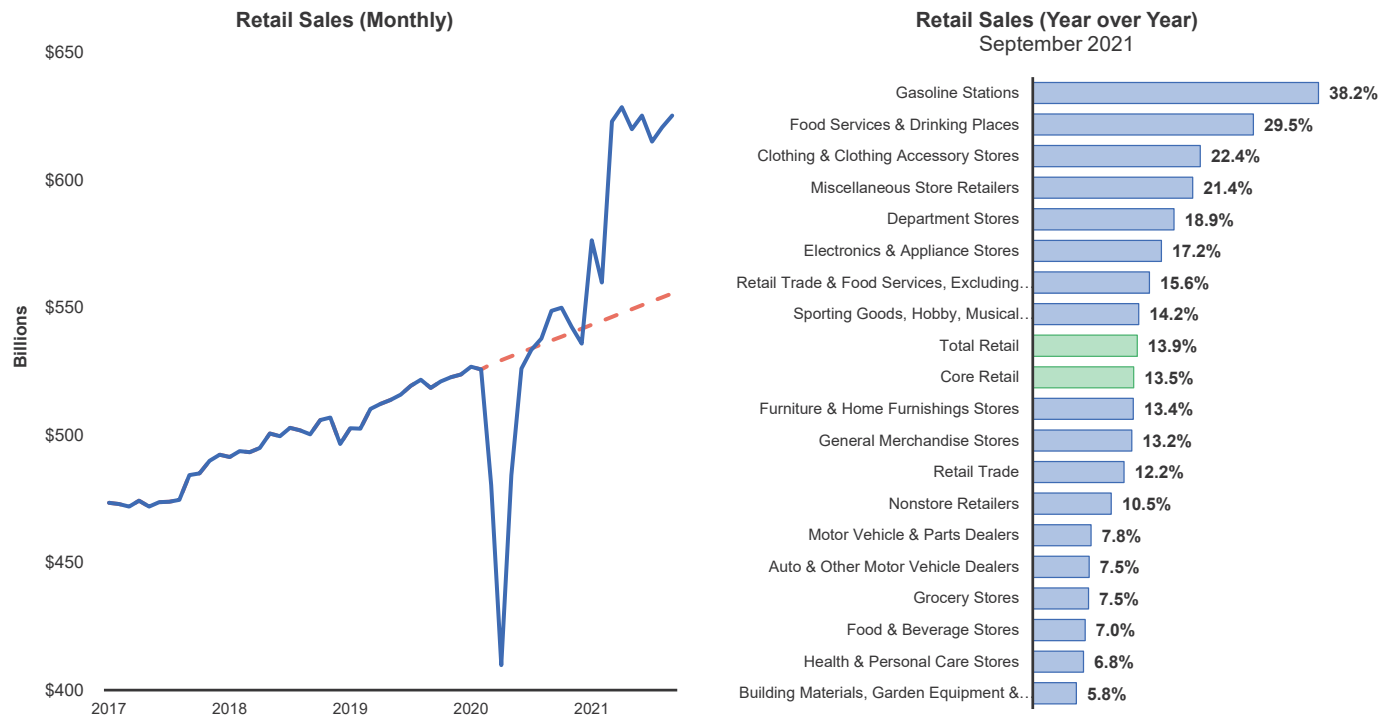
U.S. Economic Growth Slowed in Q3 on Delta Surge



Source: Bloomberg, as of October 2021. Forecast range represents the 25th to 75th percentile of Bloomberg survey forecasts.



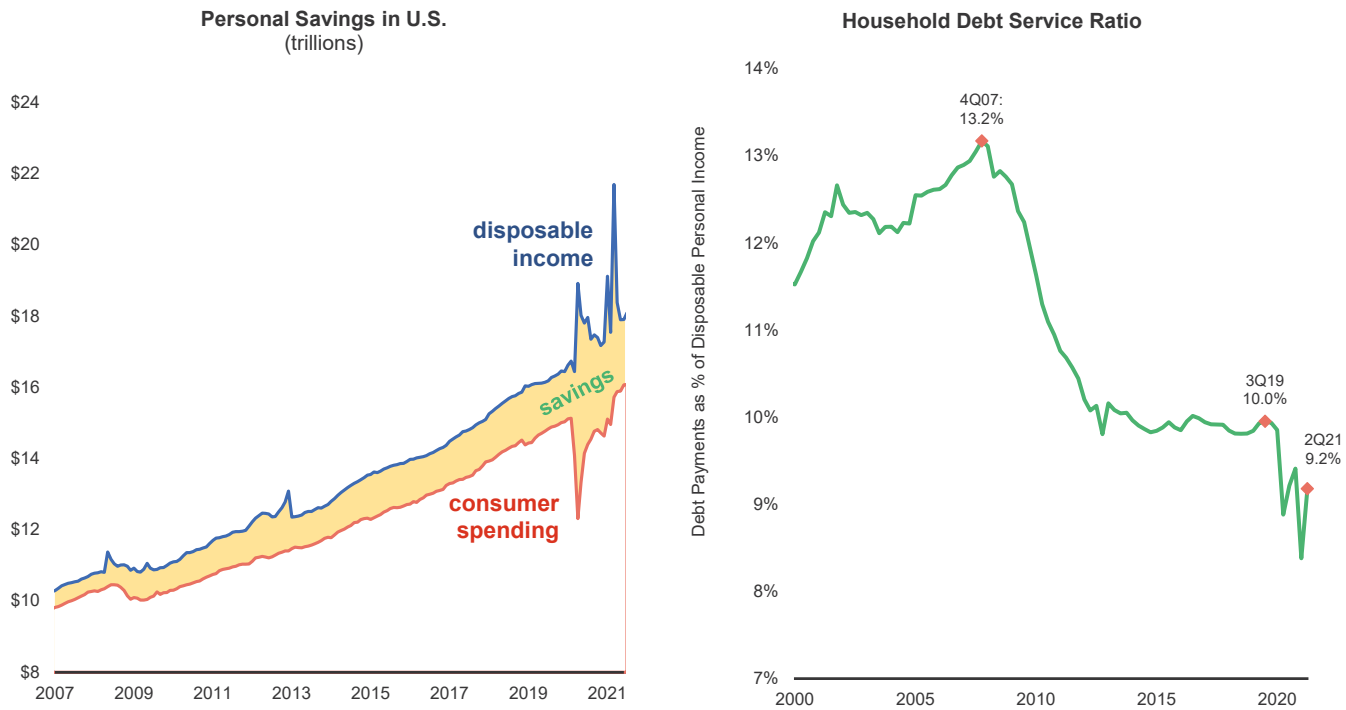
Retail Sales Continue to Show Strength



Source: Bloomberg, as of September 2021.



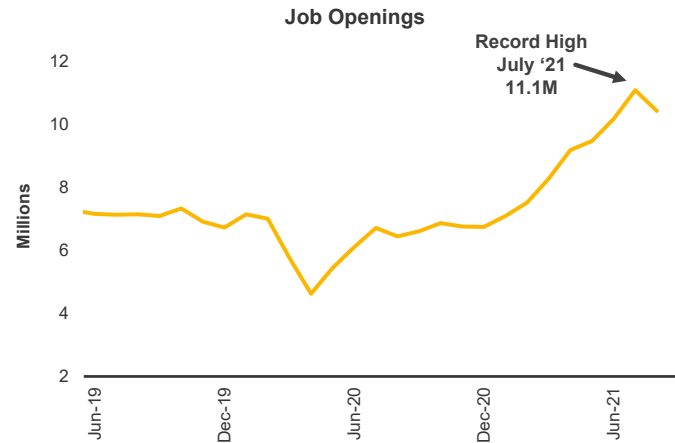
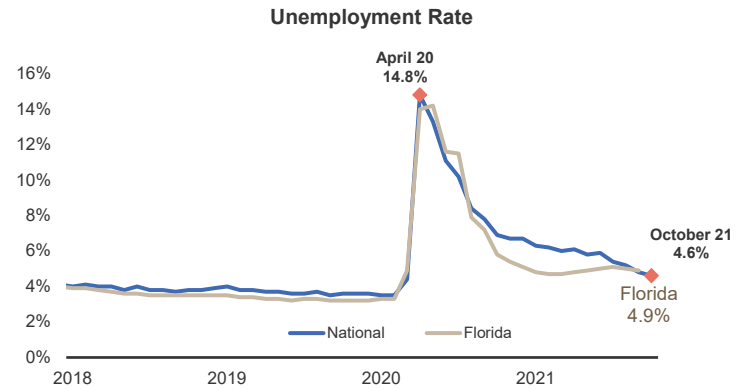
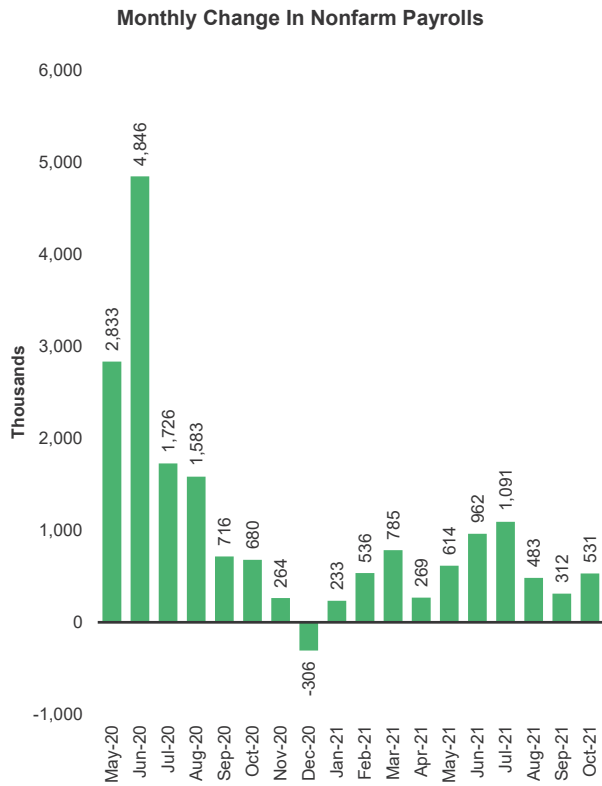
Accumulated Savings Fuels Spending; Household Debt Service Has Fallen



Source (left): Federal Reserve, as of September 2021. Sources (right): U.S. Bureau of Economic Analysis and FRED.

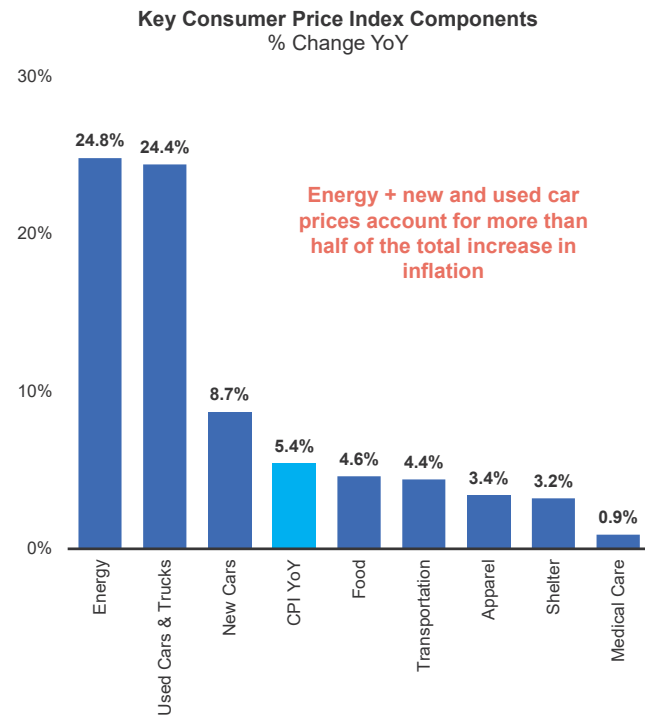
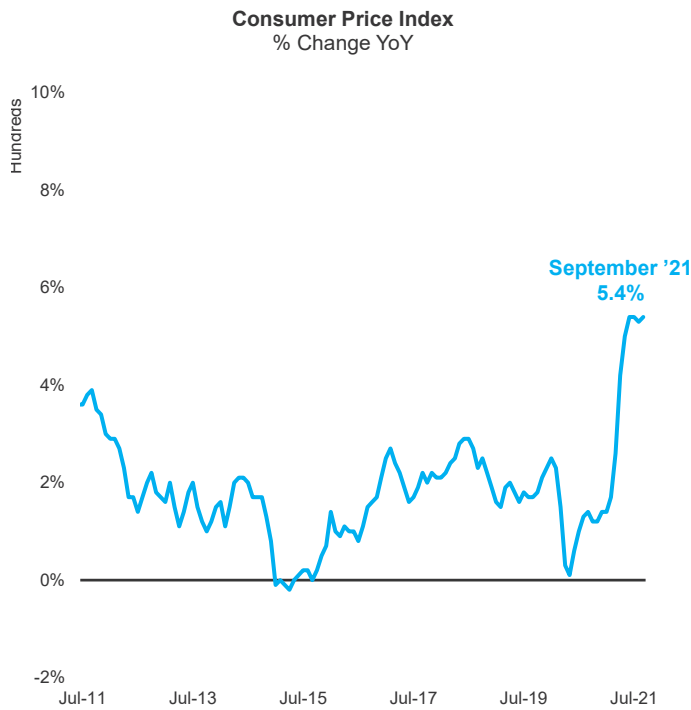


Strong Hiring in October; Unemployment Falls to 4.6%





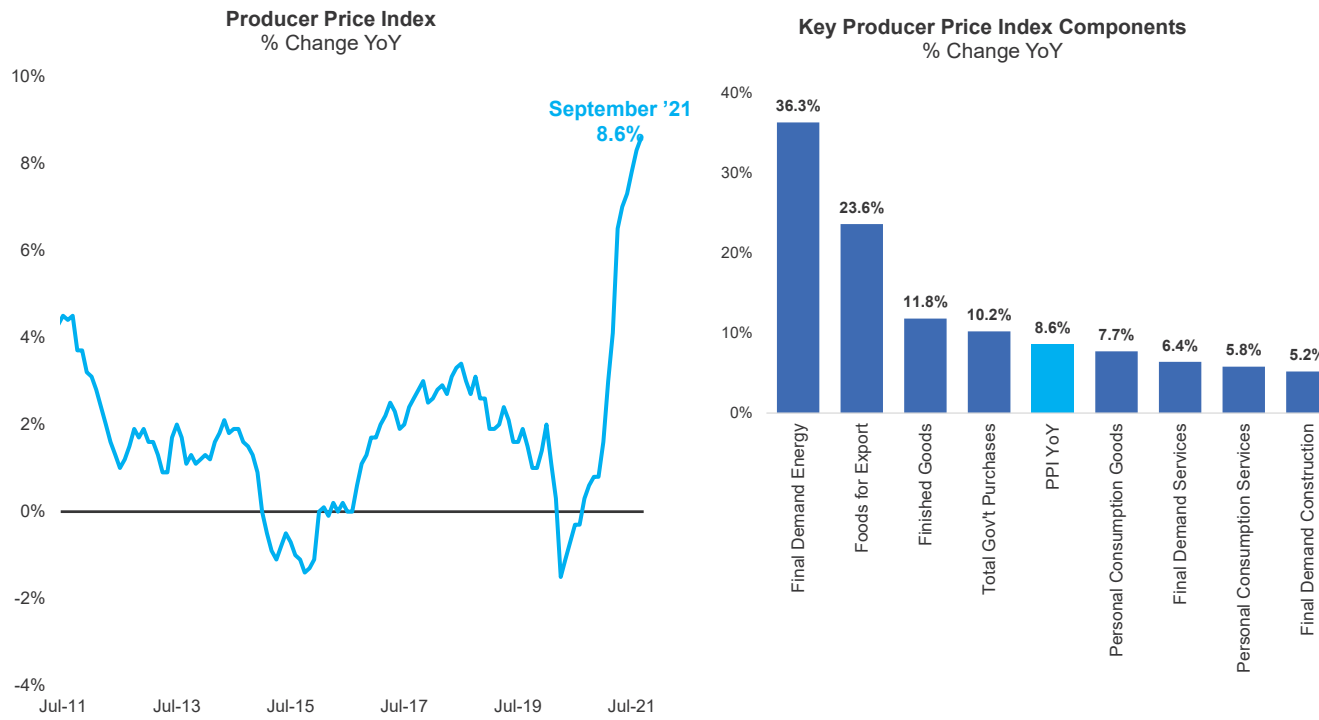
Consumer Inflation Remains Elevated



Source: Bloomberg, as of September 2021.



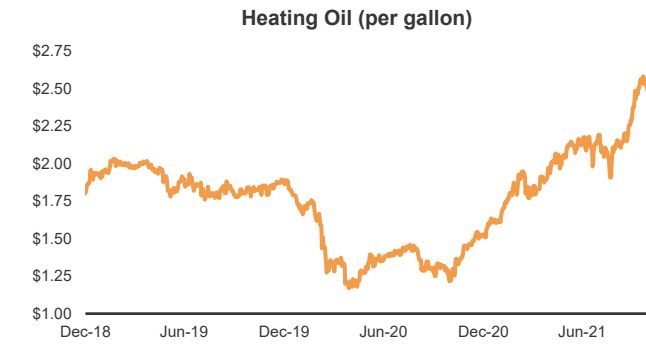
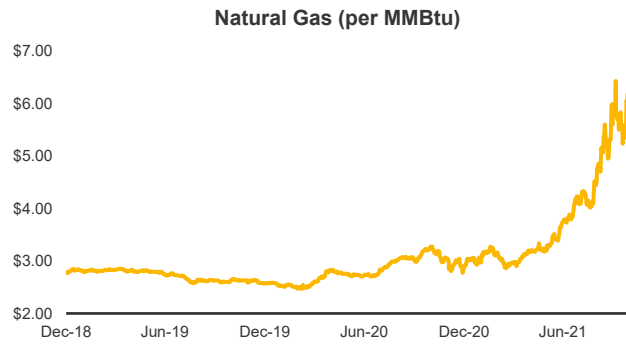
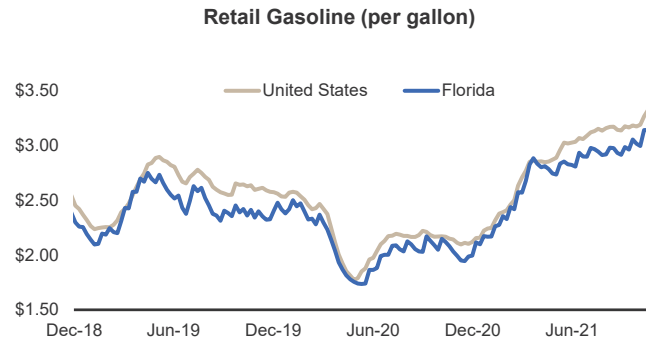
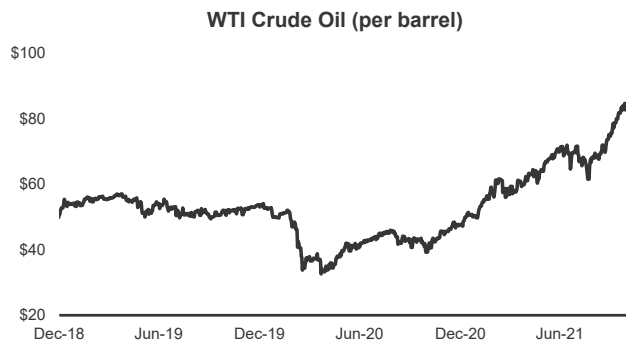
Energy and Supply Chain Problems Cause Surge in Producer Prices



Source: Bloomberg, as of September 2021.



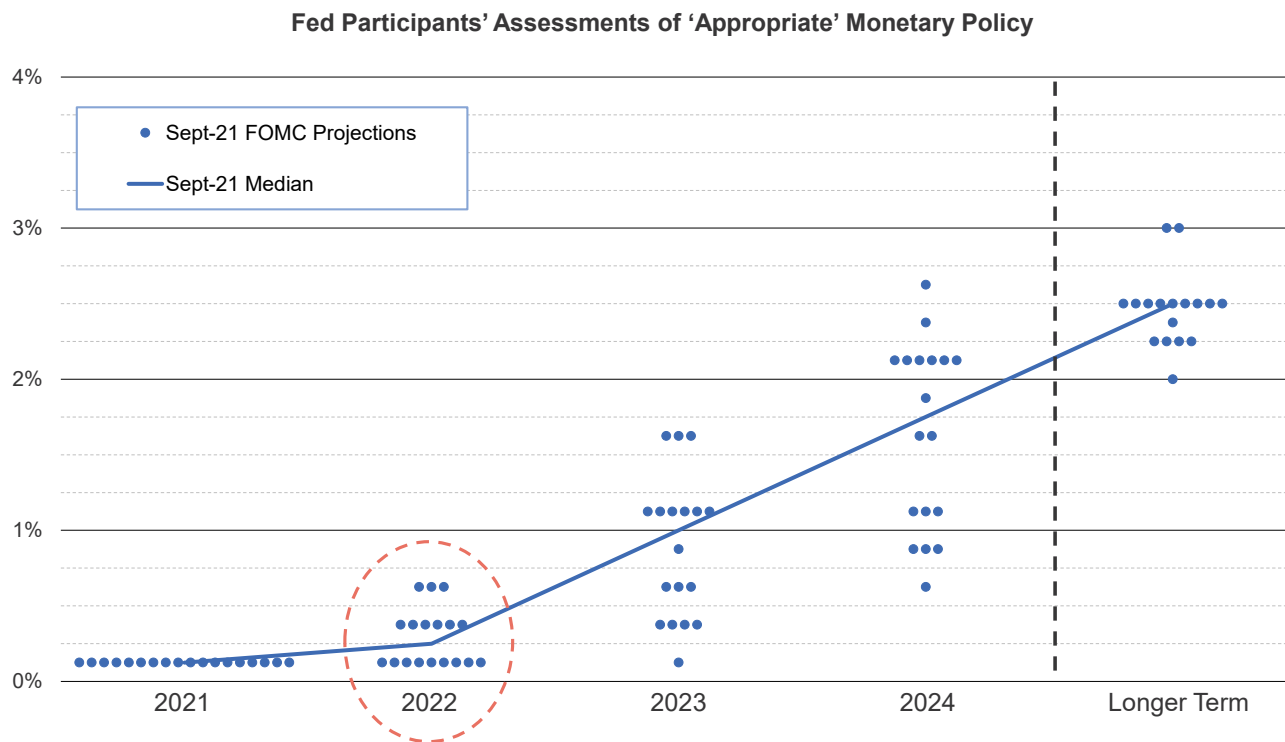
Energy Prices Have Surged



Source: Bloomberg, as of 10/31/2021. Retail Gasoline data from the U.S. Energy Information Administration.



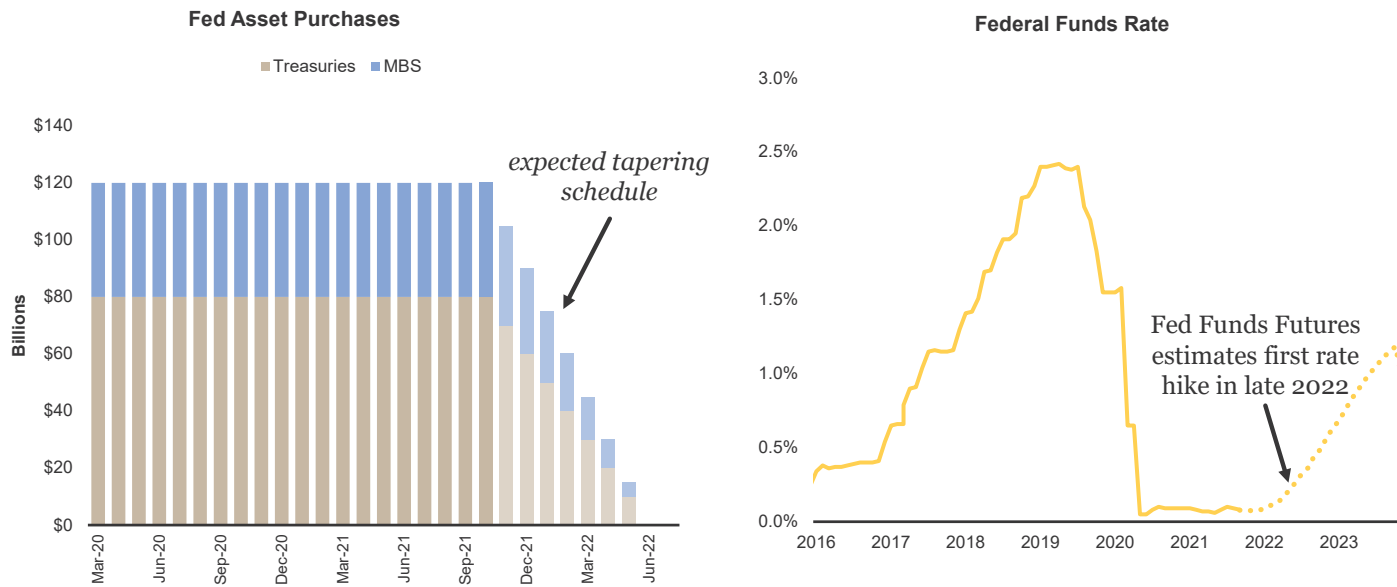
Fed's September "Dot Plot" Signals Rate Liftoff in 2022



Source: Federal Reserve and Bloomberg. Individual dots represent each Fed members' judgement of the midpoint of the appropriate target range for the federal funds rate at each year-end.



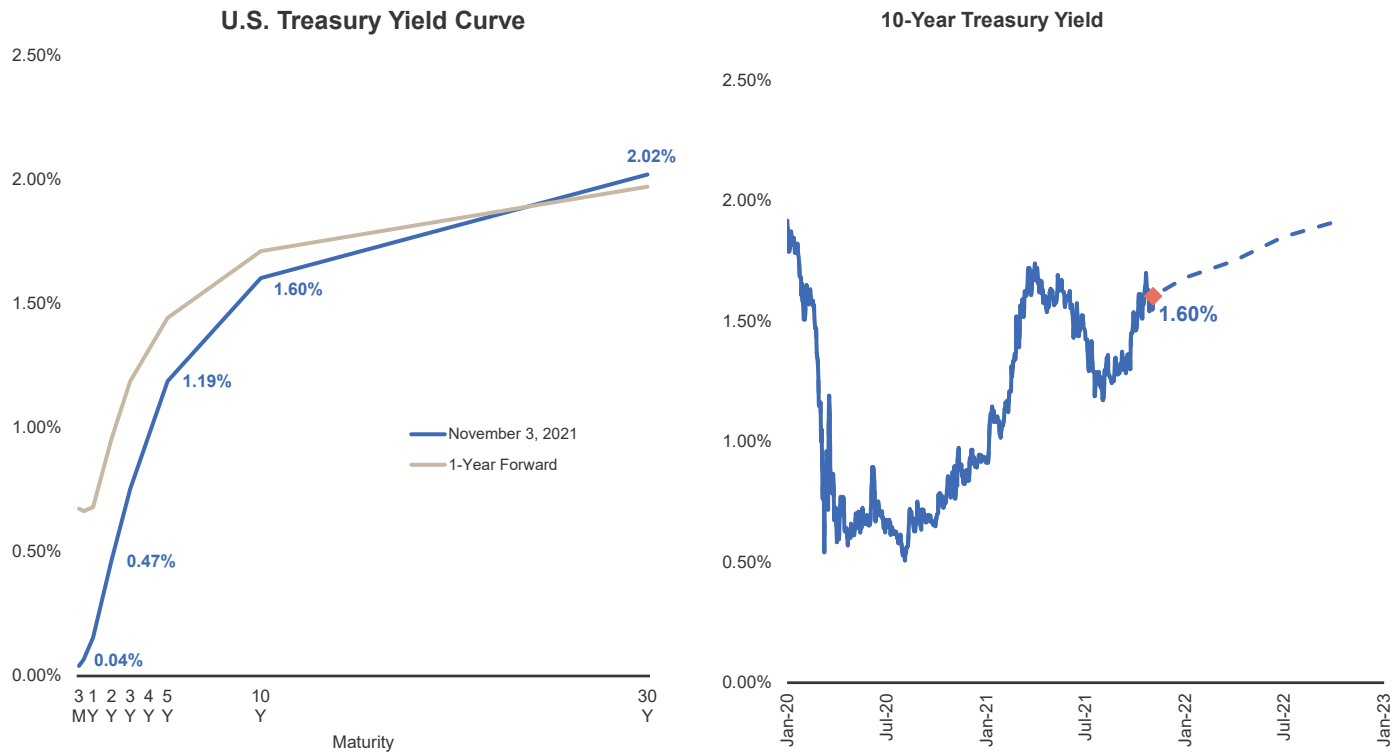
Federal Reserve Begins Tapering; Rate Hike(s) Now Expected in 2022



Source: Bloomberg, as of 10/31/2021 (chart). Fed Funds Futures projections as of 10/31/2021.



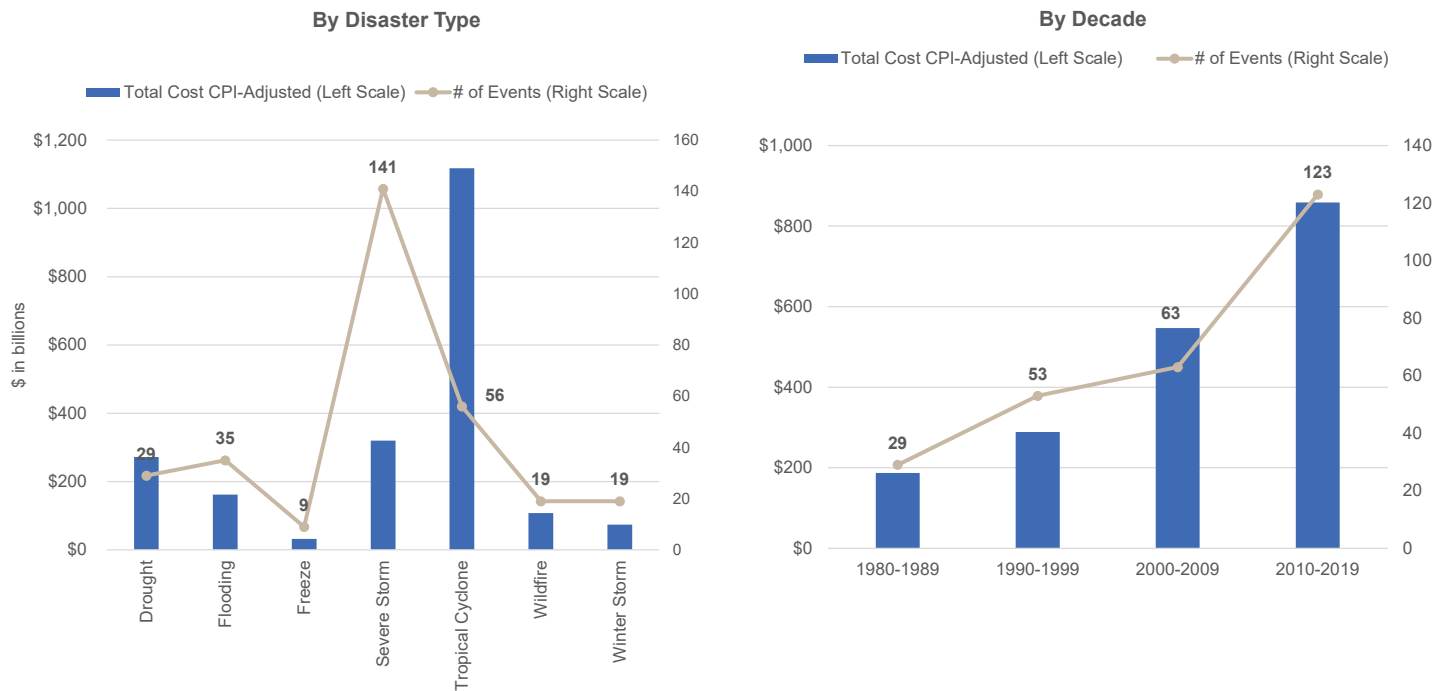
Treasury Yields Adjust Higher



Source: Bloomberg, as of 11/03/2021. 10-year forecast yields from Blomberg economists survey.



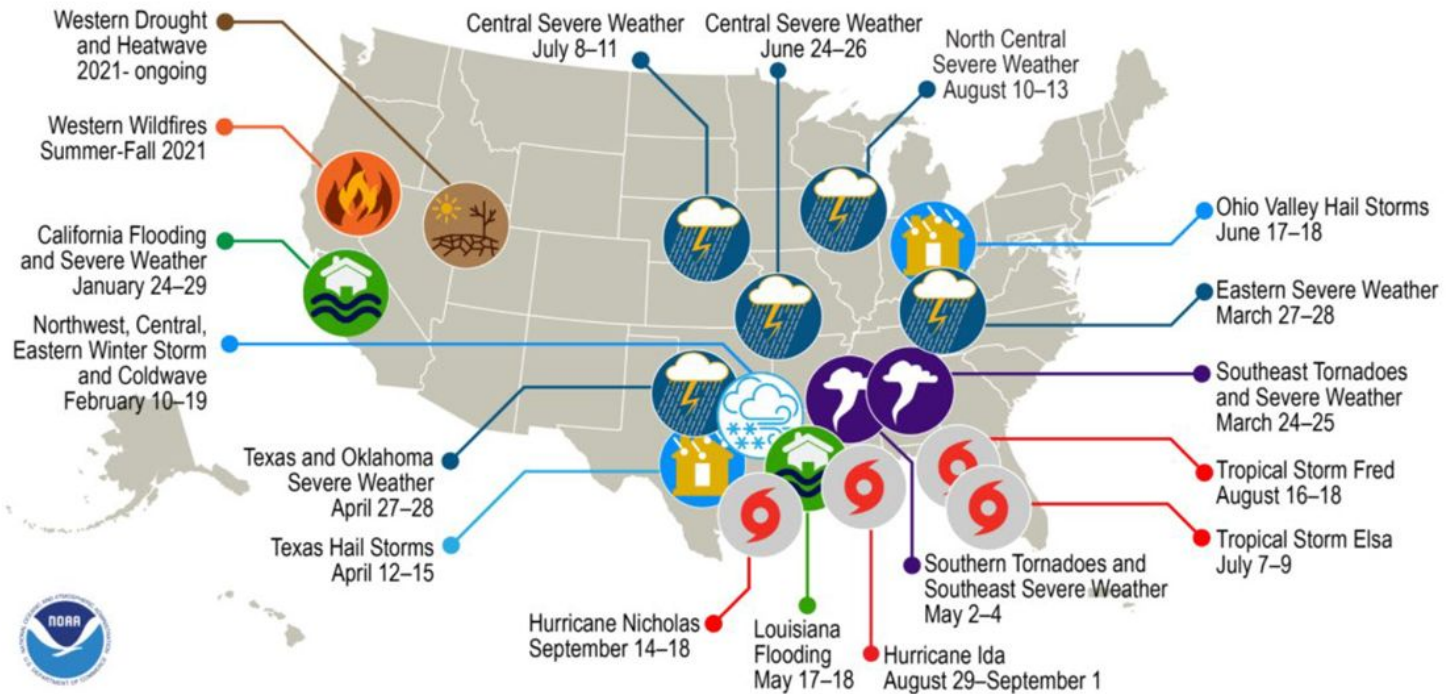
U.S. Billion Dollar Weather and Climate Disasters Since 1980



Source: NOAA National Centers for Environmental Information (NCEI) U.S. Billion-Dollar Weather and Climate Disasters (2021).
<https://www.ncdc.noaa.gov/billions/>



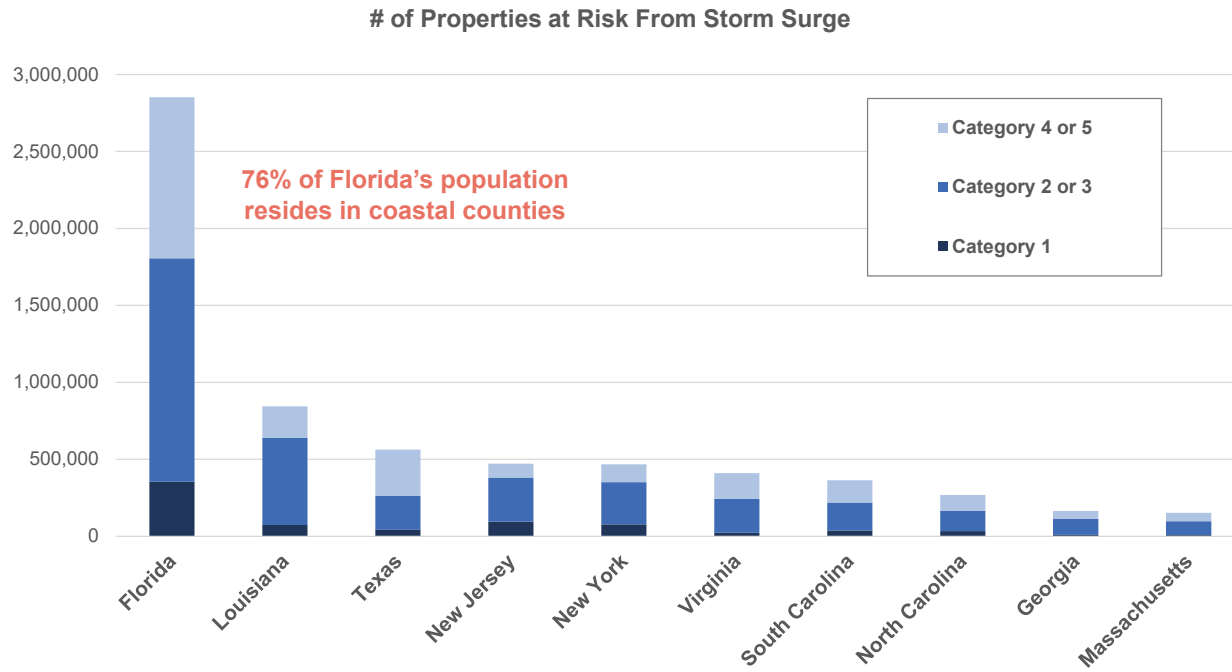
U.S. 2021 Billion Dollar Weather and Climate Disasters



Source: NOAA National Centers for Environmental Information (NCEI) U.S. Billion-Dollar Weather and Climate Disasters as of September 2021.
<https://www.ncdc.noaa.gov/billions/>



Regional Hurricane Risk



Source: Insurance Information Institute and CoreLogic®, a property data and analytics company.



Municipal Utility Response to Changing Conditions

- Many (most?) municipal utilities have experienced “Shocks to the System”

Winter Storm Uri

San Antonio City Public Service	Lower Colorado River Authority
Grand River Dam Authority	Omaha Public Power District
Colorado Springs Utilities	Various Other South/Southwest Utilities

Tropical Storms and Hurricanes

Long Island Power Authority	Louisiana Energy & Pow Auth (Houma)
-----------------------------	-------------------------------------

Sharp Increase in Natural Gas Prices

Salt River Project	South Carolina Public Service Authority
Grand River Dam Authority	Sacramento Municipal Utility District
Several Others	

Other Factors

Labor Shortages/Cost	Supply Chain Cost and Disruption
Fuel Supply and Cost	Lingering Effects of COVID-19
Wildfires	Environmental Legislation/Regulation



Municipal Utility Response to Changing Conditions

- In the Public Power “closed loop” cost of service ratemaking methodology, customers bear the cost impacts of these events – sooner or later
- The challenge is how, how much, and when to impose costs
- IOUs (and customers/regulators) are increasingly looking to debt securitization of major “one-time” event costs (wildfires, weather, closures)

Recover cost over time @ low debt costs vs. blended debt/equity cost

- Rate design and responsiveness vary greatly among municipal utilities
- Responsive rates inform customers



Billing Rate: Residential Electric Service					
Service Address: 1234 MAIN ST N					
Service Period: 03/30/16-04/28/16			Reading Date: 04/28/16		
Service Point: Residential - Electric					
Meter Number	Days Billed	Current Reading	Reading Type	Meter Constant	Consumption
87654321	29	30491	Regular	1	562 kwh
Basic Monthly Charge				\$	5.50
Energy Charge (\$0.06624 per kWh)					37.23
Fuel Cost					20.65
JEA SolarSmart Fuel Cost Refund					-15.02
JEA SolarSmart (462 kWh @ \$0.075)					34.65
Environmental Charge					0.35
City of Jacksonville Franchise Fee					1.91
Gross Receipts Tax					1.68
Public Service Tax					4.95
TOTAL CURRENT ELECTRIC CHARGES				\$	72.27



Disclosures

This material is based on information obtained from sources generally believed to be reliable and available to the public; however, PFM Asset Management LLC cannot guarantee its accuracy, completeness, or suitability. This material is for general information purposes only and is not intended to provide specific advice or a specific recommendation. All statements as to what will or may happen under certain circumstances are based on assumptions, some but not all of which are noted in the presentation. Assumptions may or may not be proven correct as actual events occur, and results may depend on events outside of your or our control. Changes in assumptions may have a material effect on results. Past performance does not necessarily reflect and is not a guaranty of future results. The information contained in this presentation is not an offer to purchase or sell any securities.



Strategic Overview

Jay Stowe
Managing Director & CEO



IMPROVING LIVES. BUILDING COMMUNITY.

TO BE THE BEST UTILITY IN THE NATION

CORE VALUES

SAFETY

We put the physical and emotional wellbeing of people first, both at and away from the workplace.

RESPECT

We treat others with courtesy and respect, seeking diverse perspectives and helping to bring out the best in everyone.

INTEGRITY

We place the highest standard on ethics and personal responsibility, worthy of the trust our customers and colleagues place in us.

STRATEGIC FOCUS AREAS

**Develop an
UNBEATABLE TEAM**

**Deliver
BUSINESS EXCELLENCE**

**Earn
CUSTOMER LOYALTY**

Develop an Unbeatable Team



- Exceptional work culture
- Employee development
- Employee engagement
- Labor relations
- Long-term workforce planning
- Diversity, equity & inclusion
- 'Work from Wherever' approach



STRATEGIC FOCUS AREAS

Deliver Business Excellence



- Reasonable rates
- Sound financial decisions
- Integrated Resource Plan
- Resilient & reliable JEA
- Environmental stewardship
- Technology, tools & data
- New business opportunities
- Real estate portfolio



STRATEGIC FOCUS AREAS

Earn Customer Loyalty



- Economic development
- Ease of doing business
- Community engagement
- Stakeholder relationships
- JEA brand management



STRATEGIC FOCUS AREAS



Board of Directors Annual Calendar Fiscal Year 2022

Strategic Areas of Focus & Board Committee Reports

Q1 | October - December

October 26, 2021

- Unbeatable Team
 - [Pay for Performance: FY21 Results](#) *
- Business Excellence
 - Surface Water Discharge Elimination Plan
 - [Pricing Policy Revisions](#)*
 - Deep Dive - Vogtle
- Board Committee Report
 - Finance & Audit Committee
 - [FY22 Internal Audit Plan](#) *

November 16, 2021

- Plant Vogtle Update
- Board Committee Report
 - Governance Committee
 - [JEA Bylaws – Modification for Meeting Cadence](#)*
- Economic Outlook – PFM Guest Speakers
- Business Excellence Strategic Direction Discussion
- Customer Loyalty Strategic Direction Discussion

Q2 | January - March

January 11, 2022

- Unbeatable Team
 - Employee Engagement Update
- Customer Loyalty
 - JD Power Wave 1 Residential Update
- Business Excellence
 - Real Estate Portfolio Update
 - Vogtle Update
 - EY Audit

February 22, 2022

- Unbeatable Team
 - Diversity, Equity & Inclusion Update
- Customer Loyalty
 - Economic Development Update
 - [Water Conservation Resolution](#) *
- Business Excellence
 - Budget Assumptions, 5 Year Financial Plan, Rating Agency Presentation
 - Integrated Resource Plan Update
 - New Business Opportunities Update
 - Vogtle Update
- Board Committee Reports
 - Nominating: [Approve Board Officers](#) *

Q3 | April - June

April 5, 2022

- Unbeatable Team
 - Long-term Workforce Planning Update
 - Employee Development Update
- Customer Loyalty
 - JD Powers Wave 2 Residential Update
 - Community Engagement
- Business Excellence
 - FY23 Draft Budget Summary
 - Vogtle Update

May 24, 2022

- Unbeatable Team
 - JEA Headquarters Update
- Customer Loyalty
 - Stakeholder Relations Update
 - Customer Experience – Tech Solutions
- Business Excellence
 - [FY23 Budget](#) *
 - [Call for Rate Hearing](#)
 - Vogtle Update

Q4 | July - September

August 9-10, 2022

- Strategic Board Retreat

September 20, 2022

- Unbeatable Team
 - [FY23 Pay for Performance Plan](#) *
- Customer Loyalty
 - Final FY22 JDP Customer Satisfaction
- Business Excellence
 - [Rate Hearing](#)
 - Resilient / Reliable Infrastructure Update
 - Vogtle Update

* JEA strategic discussion items for future meetings may adjust based on Board feedback and business needs



Deliver Business Excellence



Deliver Business Excellence

Deliver Business Excellence



- Reasonable rates
- Sound financial decisions
- Technology, tools & data
- Integrated Resource Plan
- Resilient / reliable JEA
- Environmental stewardship
- New business opportunities
- Real estate portfolio



STRATEGIC FOCUS AREAS

Electric System Rate Forecast

July 2021



Assumptions

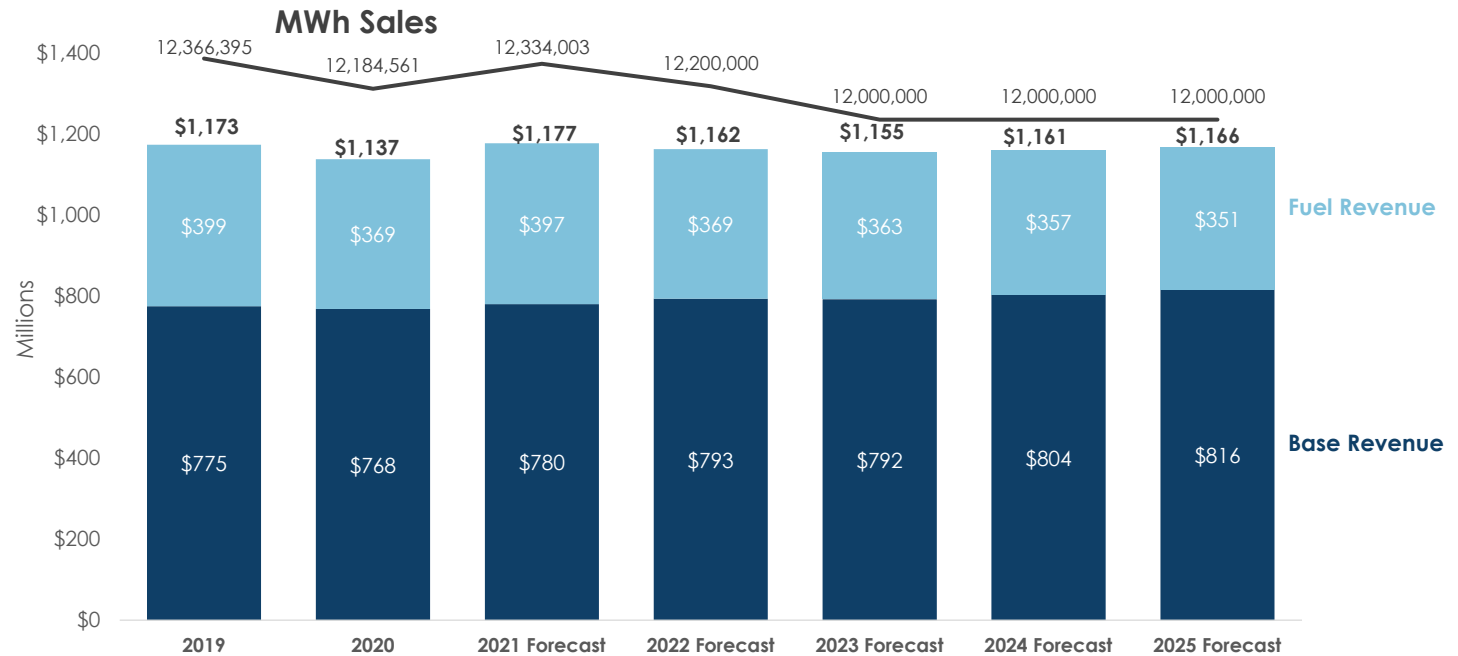
Debt Service Coverage - Above a 4.0x through 2025

Fixed Charge Coverage - Above a 1.6x through 2025

Liquidity - Days of Cash on Hand maintains above 100, Days of Liquidity maintains above 225

Non-Fuel Purchased Power - Assumes Vogtle comes online November 2021

Capital Expenses - Cash fund \$1 billion in CAPEX 2021-2025



Base Yield (Rev/MWh)	\$62.34	\$62.34	\$62.34	\$64.36	\$65.32	\$66.30	\$67.30
Base Yield Change	0%	0%	0%	3.24%	1.5%	1.5%	1.5%
Fuel Charge	\$32.50	\$32.50	\$32.50	29.75	30.25	29.75	29.25
Fuel Charge Change	0%	0%	0%	-8%	1%	-2%	-2%

To ensure rates are equitable and predictable, staff recommends JEA elect the rate setting philosophy of small adjustments more frequently while pursuing innovative opportunities with rates

Electric System Rate Forecast

Projections as of 10/8



Assumptions

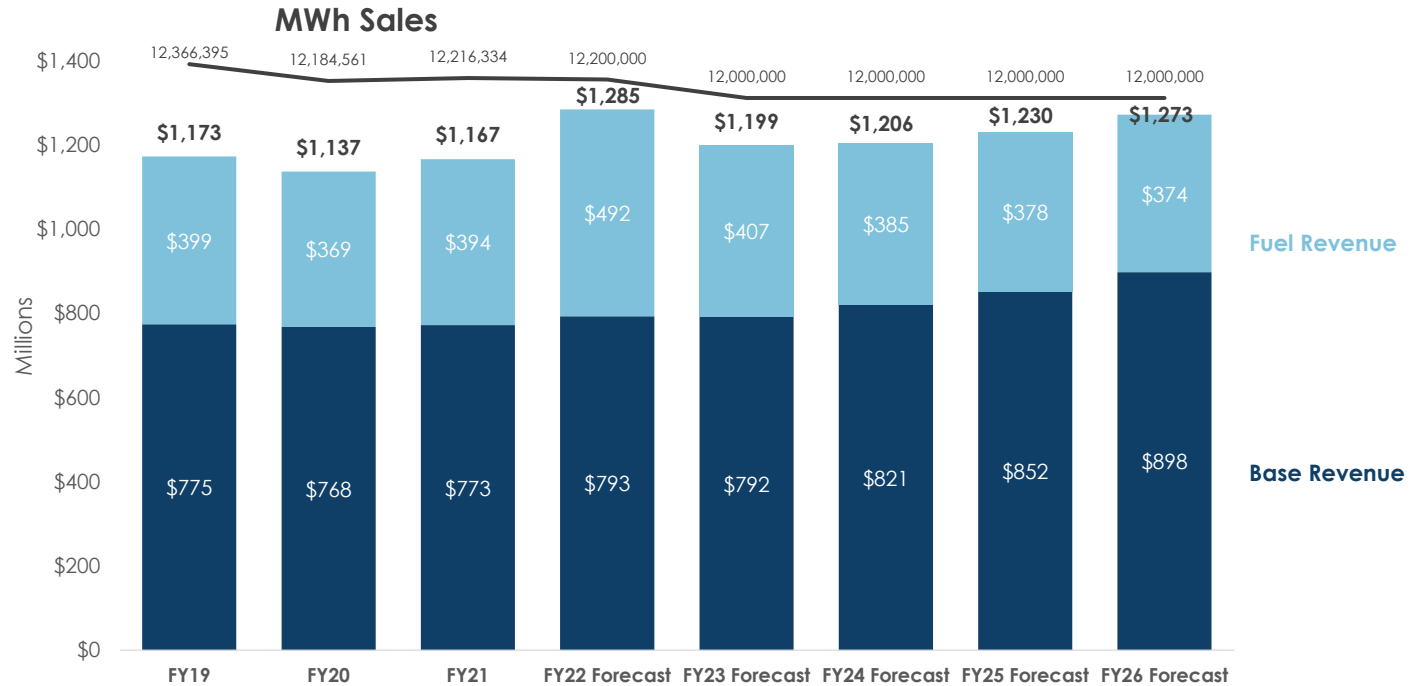
Debt Service Coverage - Above a 3.0x through 2026

Fixed Charge Coverage - At or above a 1.55x through 2026

Liquidity - Days of Cash on Hand maintains near 90, Days of Liquidity maintains above 150

Non-Fuel Purchased Power - Assumes Vogtle Units 3 & 4 come online June 2022 and March 2023

Capital Expenses - Cash fund over 2/3 of \$1.1 billion in CAPEX 22-26



Base Yield (Rev/MWh)	\$61.95	\$62.34	\$62.58	\$64.36	\$65.32	\$67.78	\$70.32	\$74.18
Base Yield Change	0%	0%	0%	3%	2%	4%	4%	5%
Fuel Charge ¹	\$32.50	\$32.50	\$32.50	\$40.40	\$34.20	\$32.35	\$31.80	\$31.50
Fuel Charge Change	0%	0%	0%	24%	-15%	-5%	-2%	-1%

¹ Fuel Charge represents annualized average; actual fuel charge will be adjusted monthly beginning FY 22

To ensure rates are equitable and predictable, staff recommends JEA elect the rate setting philosophy of small adjustments more frequently while pursuing innovative opportunities with rates

Water and Wastewater System Rate Forecast

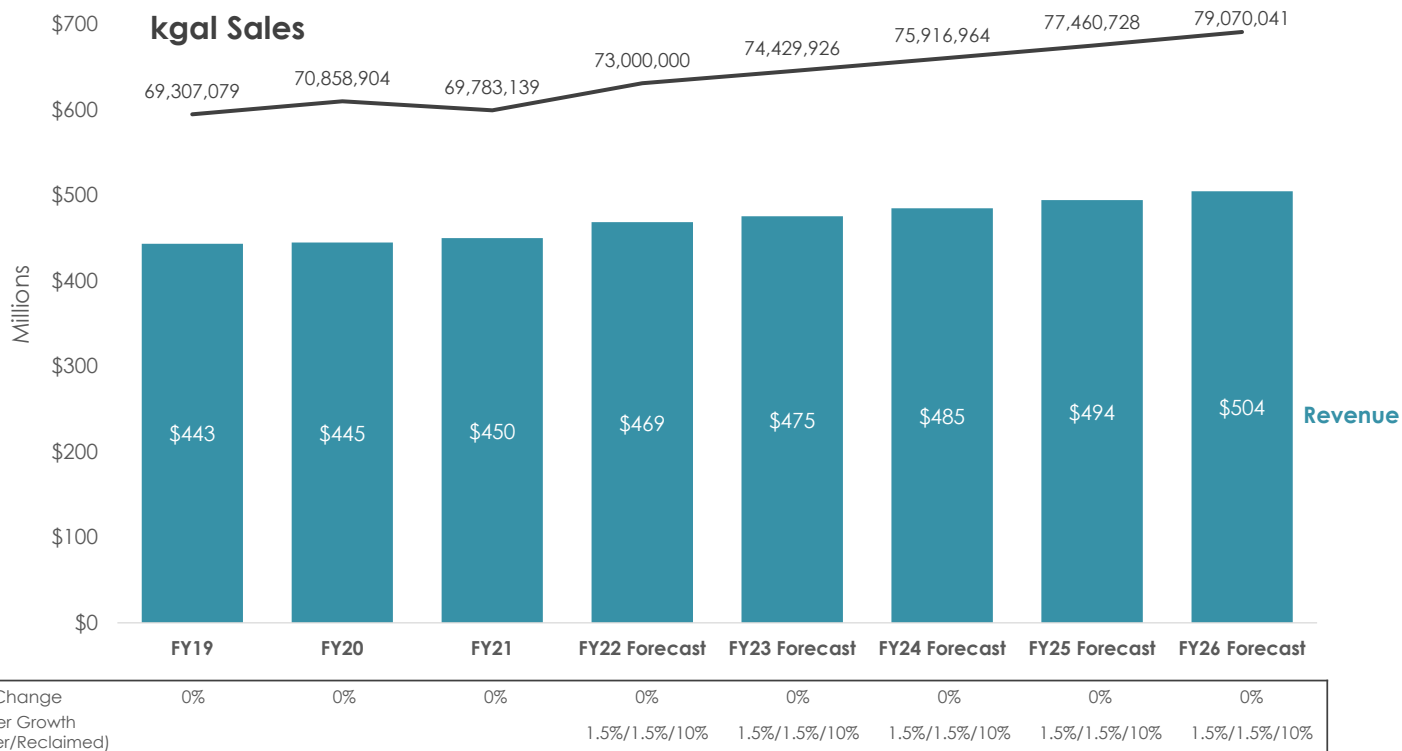


Assumptions

Debt Service Coverage - Above a 3.2x through 2026

Liquidity - Days of Cash on Hand maintains above 75, Days of Liquidity maintains above 180

Capital Expenses – Cash fund over 80% of \$1.7 billion in CAPEX 2022-2026



To ensure rates are equitable and predictable, staff recommends JEA elect the rate setting philosophy of small adjustments more frequently while pursuing innovative opportunities with rates

District Energy System Rate Forecast

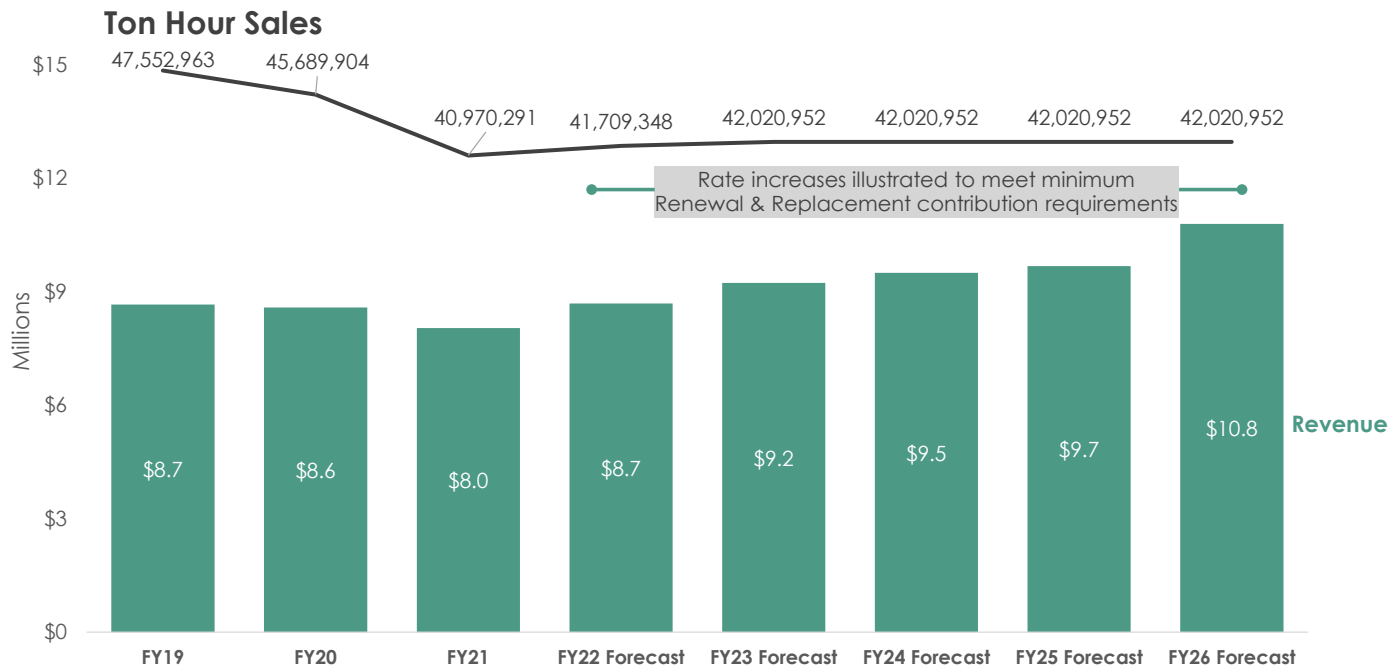


Assumptions

Debt Service Coverage - Above a 1.15x through 2026

Liquidity - Modified Days of Cash on Hand averages 77

Capital Expenses - \$23.5 million in CAPEX 2022-2026



In order to support the CAPEX & other operating expenses, additional funding from the Revolving Credit Facility will accumulate to ~\$19 million by FY26. Future rate increases above what is illustrated will be necessary to maintain financial integrity.

DES Cost of Service/Rate Service has begun and is targeted to be completed by the end of next quarter

JEA Cost Strategy



Assumptions

Operating Budgets include:

Fuel and Purchased Power

Operations & Maintenance →

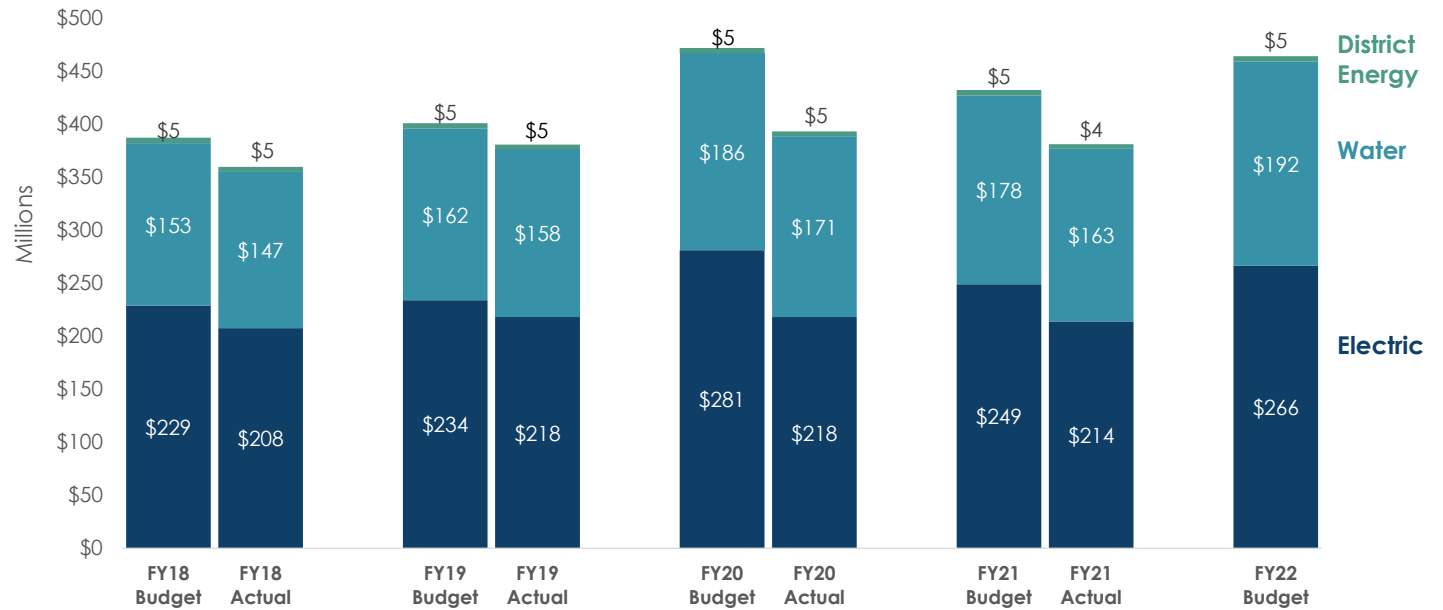
Debt Service

City Contribution

Interlocal Payments

Internal Capital Funds

**Operations & Maintenance Spend
FY18 – FY22**

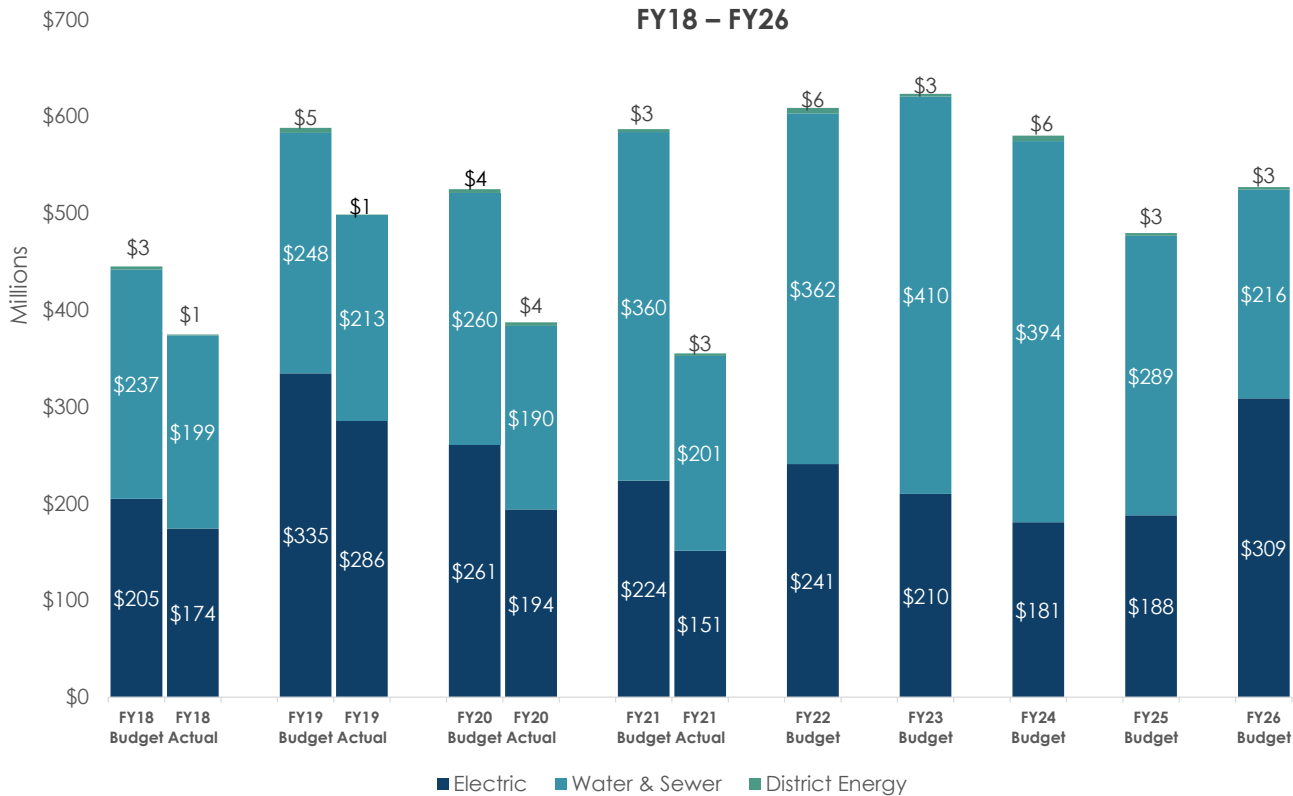


Staff recommends JEA prioritize and allocate funding according to its strategic goals, and improve its discipline in budgeting

JEA Cost Strategy



**CAPEX Spend
FY18 – FY26**



Large Projects Included in Capital Improvement Plan FY22 - 26		(\$ million)
Buckman Reclamation Facility - Biosolids Conversion		\$173
GEC – 7HA.02 1X1 Combined Cycle Addition Placeholder		\$165
Greenland Reclamation Facility - 4.0 MGD		\$95
Southwest Reclamation Facility - Expansion to 16 MGD		\$74
Wastewater Large Capital Improvements		\$68
Nassau Regional Reclamation Facility - Expansion to 3 MGD		\$53
Greenland - Southside Blvd - Deerwood 3 to Greenland		\$48
Arlington East Reclamation Facility Upgrades		\$38
Southside Blvd Intertie to Deerwood WTP		\$31
Water Treatment Plant Large Capital Improvements		\$28
Water Purification Demonstration Facility		\$28
Facilities - JEA Headquarters		\$21
Northside Generating - Byproduct Storage Area II		\$19
Facilities - Emergency Ops Center Hardened Facility		\$18
Brandy Branch Generating - CT1 - Rotor Replacement		\$18
Greenland Energy to Mayo 230kV Circuit 950 Addition		\$16
SouthWest Substation – Transmission		\$15
SouthWest Substation – Substation		\$14
Kennedy Generating - CT7 - Rotor Replacement		\$13
Mayo 230-138-26kV Substation		\$12
Downtown Plant Expansion - New Chiller & Cooling Tower		\$6
Downtown - Chilled Water Extension		\$4

Note: CIP does not include Senate Bill 64 impacts or Septic Tank Phase-Out Projects not included in current agreement

Staff recommends JEA prioritize and allocate funding according to its strategic goals, and improve its discipline in budgeting

JEA Debt Plan

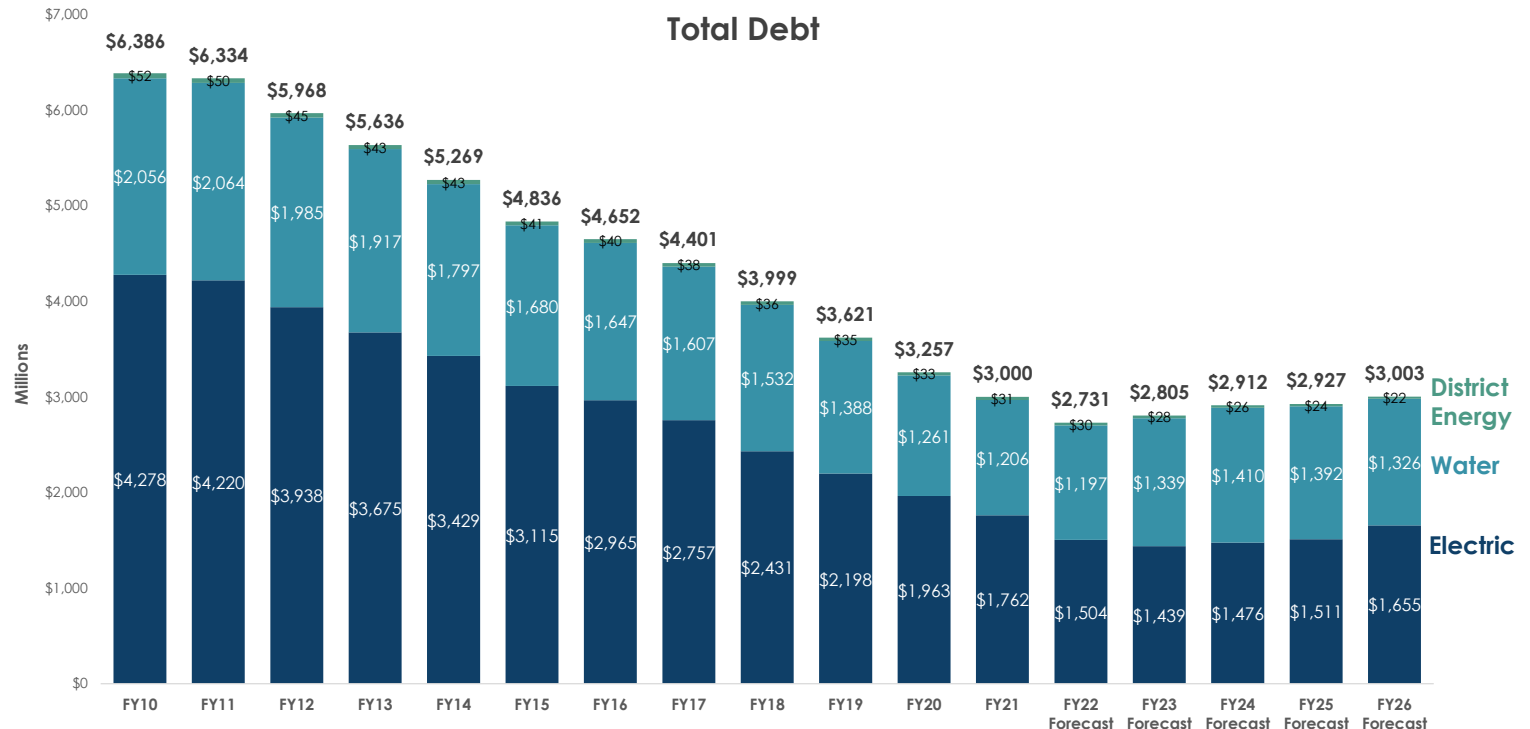


Assumptions

Peer utility debt to asset ratio for electric utilities is 46%

Pricing policy currently set at max of 60% for Electric System and 50% for W/WW System

Debt to asset ratios continue to improve and approach / drop below long-term targets



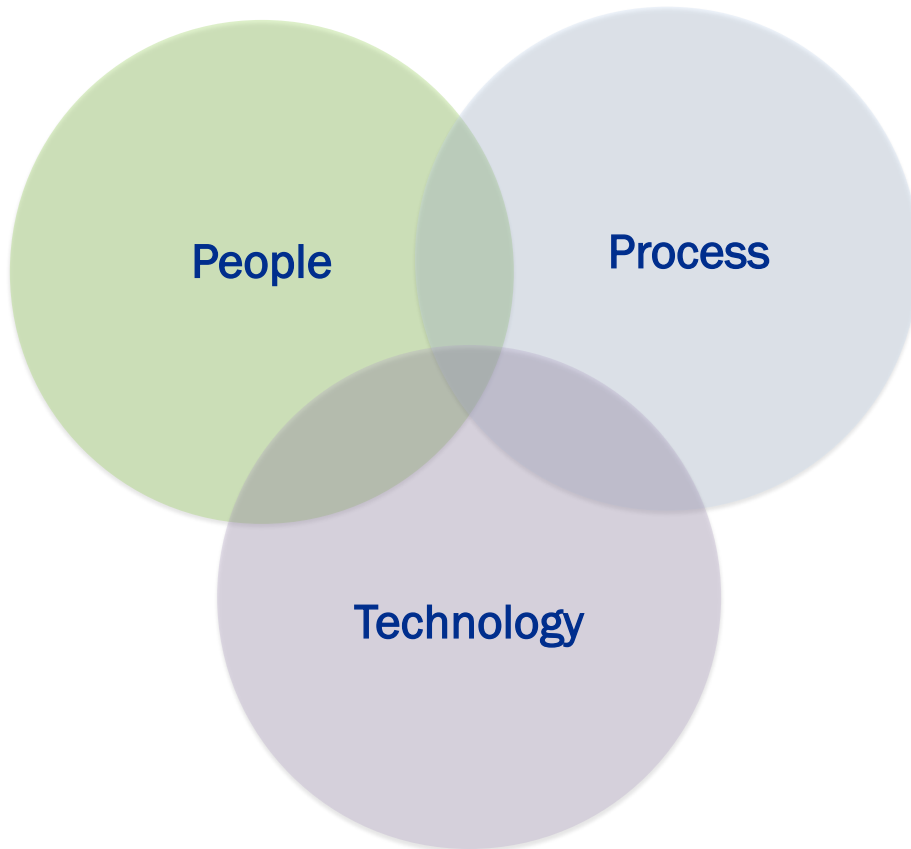
	FY10	FY11	FY12	FY13	FY14	FY15	FY16	FY17	FY18	FY19	FY20	FY21	FY22 Forecast	FY23 Forecast	FY24 Forecast	FY25 Forecast	FY26 Forecast
Electric Debt to Asset Ratio	92%	88%	83%	80%	77%	73%	69%	66%	71%	65%	60%	55%	48%	46%	47%	47%	48%
Water & Wastewater Debt to Asset Ratio	70%	66%	65%	63%	60%	58%	57%	53%	50%	45%	41%	39%	37%	37%	37%	35%	33%
DES Debt to Asset Ratio	105%	103%	97%	99%	97%	96%	97%	95%	91%	97%	90%	82%	64%	60%	52%	48%	45%

Note: Total Debt represents Par Amounts
Debt Ratios are calculated on Net Funded Debt

Current and Projected Debt to Asset ratio gives JEA the opportunity to incur additional debt

Technology, Tools, & Data

Cybersecurity



How to defend against such attacks

People

- Awareness Training
- Social Engineering Campaigns
- Workforce Training
- Backups

Process

- Incident Response Plan
- Open Source Intelligence (Threat Landscape)
- Exercise Run Books
- Backups

Technology

- Perimeter Protection
- Endpoint Protection
- Backups

Cybersecurity continues to be a high priority and focus area

Integrated Resource Plan



What is an Integrated Resource Plan (IRP)?

How best to meet future electric and water needs

Who is involved in the process?

JEA's stakeholders are integral to the process – providing input into the goals, strategic considerations, and the evaluation of scenarios

What is the IRP going to tell us?

The IRP provides strategic recommendations based on the assessment of various scenarios. Recommendations with various options for supply-side and demand-side resources, potential environmental benefits from those options, cost-effectiveness, and improvements to system reliability and operations

When will the process be complete?

The Integrated Water Resource PlanP was completed in FY21, and the Electric IRP is expected to be complete in October 2022

Integrated Resource Plans inform our resource decisions

Resilient & Reliable JEA



The ability to respond or adapt to change or adversity proactively and resourcefully

Task Force in place to ask the following:

What are the areas of vulnerability/risk?

What are JEA's & Jacksonville's priorities?

How will JEA mitigate or recover from the identified impacts?

Potential sources of risks:

Economic: fiscal crises, deflation/inflation

Environmental: extreme weather events, natural disasters

Geopolitical: conflicts, terrorist attacks

Societal: social instability, large scale migration

Workforce: knowledge transfer of increasing retirement eligible workforce

Technological: cyber attacks, critical infrastructure breakdown



From 'How resilient is the infrastructure?' to 'How resilient is JEA?'

Resilient & Reliable JEA



Thinking Beyond Traditional Resiliency

Resiliency Type	Risk Management identifying, prioritizing and quantifying impacts of change	Emergency Preparedness & Business Continuity the ability to quickly and efficiently respond to change	Strategic Planning looking ahead to proactively adapt practices to mitigate impacts of change
Financial	Fuel Hedging	Debt Service limits, Procurement Directives / Code	Grant Opportunities Fuel Hedging
Staffing & Workforce	Regular Training Physical Security Human Resources Policies & Practices	Continuity of Operations Plans COVID Response Team	Culture Focus Work From Wherever
Regulatory	Advocacy & Industry Associations Developing Rule & Statute Impacts Relationships	Regulatory Reporting	Integrated Resource Planning Rules & Statutes Implementation Strategies
Technology	Regular Training & Testing System Redundancy	Insurance Pre-event Testing	Next Generation Advanced Metering Infrastructure (AMI) Additional Redundancy & Cyber Protection
Operations	System Standards Preventative Maintenance	Restoration 1-2-3 Annual Tabletop Exercises Functional Response Plans (FRP)	Flooding Study Septic Tank Phase Out Overhead to Underground Reviews

Environmental Stewardship



Institute measures to help protect the St. Johns River

Ensure sustainable water supply through conservation and innovative water-reuse approaches

Accelerate septic tank phase-out and infrastructure improvements

Reduce carbon footprint



Engagement in environmental issues and focus on conservation and preservation

New Business Opportunities

Potential Opportunities to Explore

Fiber

Dark Fiber Lease

Municipal Broadband

District Energy Systems

Chilled Water

Solar – residential, commercial, community, schools & campuses

Distributed Generation – backup, emergency, demand response, battery

Electrification

Commercial Lighting

Electric Vehicles

On Bill Financing

Solar

HVAC

Insulation

Energy Efficiency Upgrades

Environmental Credits

Wetlands

Nitrogen

We're considering several potential opportunities – and plan to focus on a few near-term

New Business Opportunities

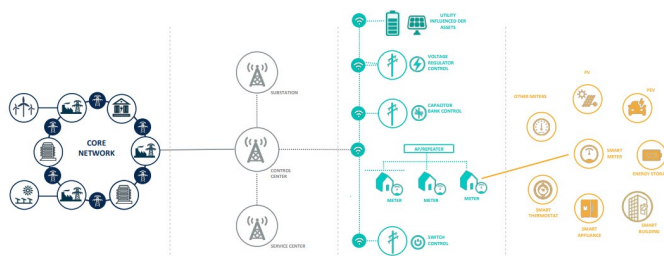
Fiber

JEA's Existing Fiber Network

745 miles supporting communication technology for Electric, Water, and Sewer utility operations

~175 sites in JEA service territory

36,000 strand miles of fiber



Grid Modernization to Address

- Increasing Maintenance Costs
- Lack of Standardization / Optimization
- Lack of Scalability
- Inability to Support Future Use Cases
- Increasing Cyber and Physical Security Risks

Should JEA Consider Fiber Beyond Utility Use?

1 Market Landscape
Study in FY22 to understand market dynamics in northeast Florida

Only if there is market opportunity

2 Potential Obstacles
Understand statues and legislation, and potential charter limitations

3 Business Model Options
Explore range of options from dark fiber leasing to fiber to the home for potential new business line

Recommending conducting study and developing fiber strategy in FY22

New Business Opportunities

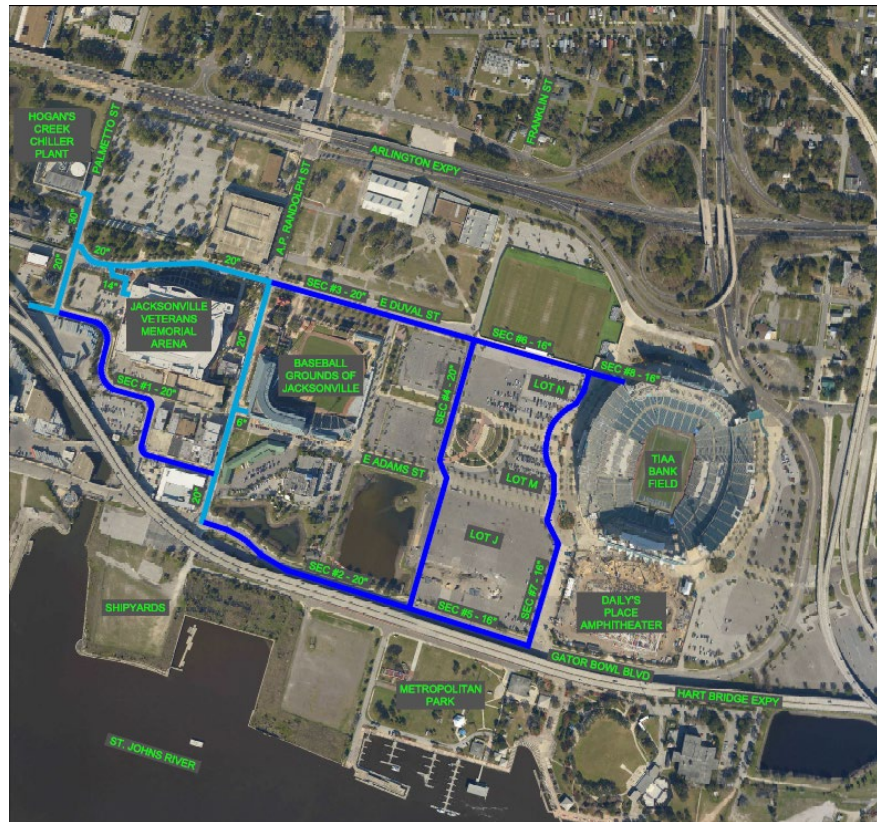
District Energy Systems

Hogan's Creek Chilled Water Plant – Downtown

Increase firm capacity downtown

Identify likely additional system capacity scenarios

Consider options for expanding existing underground chilled water piping



LEGEND:
— EXISTING CHILLED WATER MAIN
— NEW CHILLED WATER MAIN

- Solar
- Residential
- Commercial
- Community
- Schools & Campuses

- Distributed Generation
- Backup
- Emergency
- Demand Response
- Battery

Explore expanding District Energy Services to include solar and distributed generation

Real Estate Portfolio

Strategic Approach to Real Property Assets

Inventory JEA-owned properties to determine current and future utility needs

Identify surplus properties with consideration given to parcels that may provide economic development opportunities

Develop real estate portfolio strategy to:

Create certainty for assets supporting economic development

Dispose of property that doesn't support economic development or current and future utility needs

What may be involved in creating certainty for assets supporting economic development?

Assess site conditions

Define and permit wetlands

Determine future wetland impacts

Identify title encumbrances

Determine utility availability

Assess land use and zoning opportunities

Validate integrity of infrastructure (like railroad) and develop repair / maintenance budget

Identify site access options

Driving economic development



Earn Customer Loyalty



Earn Customer Loyalty

Earn Customer Loyalty



- Economic development
- Ease of doing business
- Community engagement
- Stakeholder relationships
- JEA brand management



STRATEGIC FOCUS AREAS

Economic Development



Strengthen Partnerships

Partner with economic development agencies in northeast Florida and across the industry

Incentives for New and Existing Customers

Design economic development program for jobs and capital investment that supports expansion of existing commercial and industrial customers and bring new commercial and industrial customers to northeast Florida

Downtown Revitalization

Expand services and invest in infrastructure that supports a vibrant and thriving downtown Jacksonville



Northeast Florida – the place to live, work, and play

Economic Development



Florida



Jacksonville

Jacksonville Is:

- » **#1 in Florida for Recent College Graduates** - JAXUSA Partnership/ Tampa Bay Business Journal, 2021
- » **#1 Best Metro for Digital Nomads** - Zillow/Yelp, 2021
- » **#2 "Best Place to Live in Florida"** - Bankrate, 2021
- » **#3 Best City for Job Seekers** - Money Geek, 2021
- » **#4 City for Tech Worker Relocation** - LinkedIn, 2021
- » **#5 in Growth of Local Tech Talent in Small Markets** - CBRE, 2021
- » **Top 10 City for Most Startups** - Rootstock, 2021
- » **Top 10 City for Women in Tech** - SmartAsset, 2021
- » **A Top 20 Best City to Start a Business** - WalletHub, 2021
- » **A Top 10 Best Place to Live on the Coast** - Coastal Living, 2020
- » **#7 for Where the Jobs Will Be in 2020** - Forbes, 2020
- » **#4 City Where People Moved to in 2019** - Hire A Helper, 2020
- » **A Top 10 hottest city in the housing market** - Zillow/CBS News, 2019
- » **A Top 20 Best Tech Cities for IT Jobs** - CompTIA, 2019
- » **#1 City for Talent Attraction** - EMSI, 2019

JEA's Role in Economic Development

Rates & Reliability

Maintaining competitive rates and reliable services will continue to be a priority

Readiness

Making the decision faster and easier with shovel ready sites, infrastructure in place, and investments that support the community

Flexibility

Meeting businesses where they are with a proactive incentive program and options that deliver on the top decision drivers like sustainability goals



Source: [Site Selection 2021 Economic Incentives Report](#)



Year-End J.D. Power Study Results



Voice of Our Customers

“Great service, reliable, great rates, informative.”

“Keeps outages to a minimum. Rarely any billing issues.”

“Reasonable rates, good communication, a bill that breaks down usage.”

“Consistent and working, involved in the community. As well as communicate”

“Always there when I have questions or need anything.”

“They give me time to pay my bill and if I can’t, I can make a plan to pay it in parts.”

“They solve problems fast and they work for the environment.”

Our focus moving forward is earning customer loyalty

Enrich the Customer Relationship with Personalization



Leverage Advanced Metering Infrastructure (“behind the meter”) data

Customize information to help customers manage their usage and bill

Personalize the customer experience based on segmentation needs

Partner with technology companies to harness “smart” data

ELECTRIC SERVICE						
Billing Rate: Residential Electric Service						
Service Address: 4543 ECTON LN E						
Service Period: 02/24/21 - 03/25/21 Reading Date: 03/25/2021						
Service Point: Residential - Electric						
Meter Number	Days Billed	Current Reading	Reading Type	Meter Constant	Consumption	
20128639	29	60770	Regular	1	1055 KWH	
20128639	29	9.16	Regular	1	9.16 KW	
20128639	29	7.56	Regular	1	7.56 KW	
Basic Monthly Charge					\$	5.50
Energy Charge (\$0.06988 per kWh)						73.72
Fuel Cost						34.29
Environmental Charge						0.65
City of Jacksonville Franchise Fee						3.42
Gross Receipts Tax						3.01
Public Service Tax						9.17
TOTAL CURRENT ELECTRIC CHARGES					\$	129.76
\$28.90 of Fuel Cost is Tax Exempt						



Provide our customers with the information to make better decisions and save time and money

Ease of Doing Business

Customers want convenience, digital communications (i.e., text messages and internet access to data and information), services and alerts customized to their preferences

Proactive customer communications

“You may have a water leak.”

Detect power outages

“We know your power is out.”

Behind-the-meter solutions



Modernize the exchange of data between JEA and its tech-enabled customers

Shift from Utility Authority to Trusted Advisor



We want customers to turn to us as their trusted advisor for guidance, education and to help make smarter financial and consumer decisions.

Rooftop solar

Behind-the-meter batteries

Smart appliances

Home energy management tools

Vehicle charging accessories



Rent: \$800

Utilities: \$400

TOTAL: \$1,200



Rent: \$1000

Utilities: \$75

TOTAL: \$1,075

Establish a stronger relationship between JEA and our customers

Community Engagement

Strategic Areas

Create programs for general community members to join us and provide volunteer hours for students

Identify range of leadership speaking opportunities at chambers, Rotaries, clubs, etc.

Expand children education programs with focus on Power Pals and JEA's new Aqua Pals

Strengthen relationships with non-profits, churches, and houses of worship through community events

Promote environmental and conservation awareness throughout the community

Create programs to help small businesses

Increase employee community engagement with new and exciting volunteer/ambassador opportunities



Strengthen JEA's community engagement through new and innovative programs

JEA Brand



Our Commitment and Dedication to the Community We Serve. Community is what differentiates us and what defines us.

We are partners in the economic development of our community, growing jobs and improving the quality of life

We focus on preserving the environment and utilizing sustainable resources

We seek opportunities to expand and improve our infrastructure

We make all business decisions with our customers and community in mind

We are **your** community-owned, home-town utility

Show our dedication to the community in everything we do and say

JEA Brand

Strategic Areas

Continue building customer trust

Expand and deepen community engagement

Position our employees as the center of our brand; showcase JEA's "front lines" with our customers in campaigns, as this is collectively *their* JEA

Foster close-knit news media relationships

Internal/external focus on diversity, equity and inclusion

Update residential and business customer segmentation to provide more audience-specific targeted messaging

Include recruitment strategies in branding efforts



Focus the JEA brand on how we improve lives and build community

IMPROVING LIVES. BUILDING COMMUNITY.

TO BE THE BEST UTILITY IN THE NATION

CORE VALUES

SAFETY

We put the physical and emotional wellbeing of people first, both at and away from the workplace.

RESPECT

We treat others with courtesy and respect, seeking diverse perspectives and helping to bring out the best in everyone.

INTEGRITY

We place the highest standard on ethics and personal responsibility, worthy of the trust our customers and colleagues place in us.

STRATEGIC FOCUS AREAS

Develop an
UNBEATABLE TEAM

Deliver
BUSINESS EXCELLENCE

Earn
CUSTOMER LOYALTY

JEA BOARD OF DIRECTORS MEETING MINUTES
October 26, 2021

The JEA Board met in regular session at 9:00 am on Tuesday, October 26, 2021, on the 19th Floor, 21 W. Church Street, Jacksonville, Florida. The public was invited to attend this meeting in-person at the physical location and virtually via WebEx. Attendees were required to wear masks and CDC guidelines and social distancing were required at the meeting location.

WELCOME

Meeting Called to Order – Board Chair John Baker called the meeting to order at 9:00 am. Board members in attendance were Marty Lanahan, Rick Morales, and General Joseph DiSalvo. Also in attendance virtually was Tom VanOsdol. Board members Bobby Stein and Dr. Zachary Faison were not in attendance for the meeting. A quorum of the Board was physically present for the meeting.

Others in attendance in-person were Jay Stowe, Managing Director/CEO; Laura Dutton, Chief Strategy Officer; Laura Schepis, Chief External Affairs Officer; Sheila Pressley, Chief Customer Officer; Jody Brooks, Chief Administrative Officer; Raynetta Marshall, Chief Operating Officer, Ted Phillips, Chief Financial Officer; Regina Ross, Chief Legal Officer, Office of General Counsel; Council Member Michael Boylan, Council Liaison; Madricka Jones, Executive Assistant to CEO and Melissa Charleroy, Board Services Manager.

Time of Reflection – A moment of reflection was observed by all.

Introductions – Chair Baker recognized new Board member Rick Morales.

Adoption of the Agenda – On *motion* by Marty Lanahan and seconded by Rick Morales, the agenda was approved.

Safety Briefing and Moment – Todd Skinner, Director, Substation Protection & Controls, presented the Safety Briefing and a Safety Moment on Halloween safety.

COMMENTS / PRESENTATIONS

Council Liaison's Comments – Council Member Michael Boylan did not have any comments.

Comments from the Public

Nate Day, Northeast Florida Builders Association Board Chair, expressed appreciation to Jay Stowe, Managing Director/CEO; Kurt Wilson, Vice President, Government Relations; and Juli Crawford, Director, Financial Planning & Analysis, and the Board of Directors for hearing their concerns and taking steps to work with the building community regarding the capacity fee implementation.

Managing Director / CEO Report – Jay Stowe, Managing Director/CEO, opened the report by extending appreciation to the Board and welcomed new Board Member Rick Morales. Mr. Stowe recognized new Leadership and Extended Leadership Team members including Laura Schepis, Chief External Affairs Officer; Brad Krol, Chief Information Officer; extended appreciation to Stephen Datz who served as the Interim Chief Information Officer and has been promoted to Vice President, Technical Services; congratulated Jordan Pope for being named Vice President, Corporate Strategy and incoming Extended Leadership Team member Paul Mitchell, Vice President, Economic Development

who will begin on November 8, 2021. Additionally, Mr. Stowe recognized Raynetta Marshall, Chief Operating Officer for being honored as a Water Environment Federation Fellow; Ricky Erixton, Vice President, Electric Systems for being named to the Southeastern Reliability Council Board of Directors and Wayne Young, Vice President, Environmental Services was appointed to the WaterRuse Association Board of Directors. Mr. Stowe added JEA was recently honored with the American Public Power Association, Excellence in Public Power Communications award for an in-house video production. Mr. Stowe congratulated Sheila Pressley, Chief Customer Officer, David Goldberg, Director, Customer & Community Engagement, and team for their work. The video highlighting JEA's Network & Commercial Underground Lineworker team was presented to the Board. Additional highlights included the October 2, 2021 Ride and Drive Electric event, United Way Employee Campaign Kick-Off, November 10, 2021 Salute to JEA Veterans event where Board member General DiSalvo will be a guest speaker. Mr. Stowe provided a review of today's presentations. There were no questions.

CONSENT AGENDA

The Consent Agenda consists of agenda items that require Board approval but are routine in nature or have been discussed in previous public meetings of the Board.

On *motion* by Marty Lanahan and seconded by Rick Morales, all Consent Agenda items were approved.

Board Meeting Minutes – September 17, 2021 – Approved

FY21 Budget Transfers (Resolution 2021-24) – Approved

FY22 Delegated Authority for Transfers (Resolution 2021-21) – Approved

BOARD AND COMMITTEE REPORTS

Finance and Audit Committee – Committee Chair Marty Lanahan provided Board members an overview of the Committee's October 15, 2021 meeting including updates on Plant Capacity Fee Implementation, Fuel Charge, Ernst & Young FY21 Audit Plan, and FY22 Internal Audit Plan.

On *motion* by General Joseph DiSalvo and seconded by Mr. Rick Morales, the Committee's report and actions taken during the October 15, 2021 meeting were approved.

FOR BOARD CONSIDERATION

Monthly Performance Update – Berdell Knowles, Government Relations Specialist, provided an overview of the JEA Performance Scorecard data through September 30, 2021. Focusing on the three strategic focus areas, Mr. Knowles highlighted the results for safety, customer satisfaction, sales and expenses in both the electric and water/wastewater systems, fuel expenses, reliability and concluded the presentation with an update on the Pay for Performance metric. Marty Lanahan extended appreciation to the team for setting aggressive goals.

UNBEATABLE TEAM

FY2021 Pay for Performance Results – Pat Maillis, Director, Employee Services, presented the FY2021 Pay for Performance results highlighting the performance factors includes safety, customer satisfaction, electric, water, and wastewater cost metrics. Based on the results, the payout is 3.32% of base salaries, with a total payout of \$5.50 million. Mr. Stowe reminded the Board that in accordance

with the Charter, the Pay for Performance Program is budgeted and is part of the employee's total compensation. Marty Lanahan reminded the Board that employees did not receive Pay for Performance pay last year.

On *motion* by General Joseph DiSalvo and seconded by Marty Lanahan, Resolution 2021-23 was approved.

Elimination of Nonbeneficial Surface Water Discharges – Raynetta Marshall, Chief Operating Officer opened the presentation introducing Robert Zammataro, Director, Water/Wastewater Planning & Development. Ms. Marshall provided a timeline overview, review of JEA's eleven Water Reclamation Facilities, management options that will be included in the Preliminary Plan that will be submitted to the Florida Department of Environmental Protection on November 1, 2021. Mr. Zammataro provided an overview of the Preliminary Plan including the addition of the purified water program, uncertainties and next steps. Board members held discussions. This item was received for information.

Pricing Policy Revision – Juli Crawford, Director, Financial Planning & Analysis, presented the monthly fuel charge adjustment was introduced at the August 24, 2021 Board meeting and was discussed at the October 15, 2021 Finance & Audit Committee meeting. Ms. Crawford provided a review of the current pricing policy noting the fuel charge is set annually and is managed through JEA's Fuel Stabilization Fund. Ms. Crawford outlined the proposed Pricing Policy to adjust the fuel charge monthly to better pass along fuel expenses, eliminating the need for the Fuel Stabilization Fund, providing more transparency for the customer and flexibility for JEA. The proposed Pricing Policy includes safeguards to mitigate impact of extreme circumstances.

On *motion* by Marty Lanahan and seconded by General Joseph DiSalvo, the proposed Pricing Policy was approved.

Plant Vogtle Deep Dive – Jody Brooks, Chief Administrative Officer and Joe Orfano, Vice President, Financial Services, presented a historical overview of Plant Vogtle including the decision in 2008 to enter into the Power Purchase Agreement with MEAG Power, timing and cost implications for the completion of Unit 3 by September 2022 and Unit 4 by June 2023, as well as steps taken to mitigate costs. A report will be provided to the Board each month. General Joseph DiSalvo provided comments regarding previous visits and the upcoming visit on October 27, 2021. Marty Lanahan extended appreciation to General DiSalvo for his work on Plant Vogtle. Mr. Stowe thanked Board members for their interest in Plant Vogtle. This item was received for information.

OTHER BUSINESS AND CLOSING CONSIDERATION

Old and Other New Business / Open Discussion – N/A

Chair's Report – Chair Baker read a resolution of appreciation and memorial of Dr. Leon Haley, Jr.

On *motion* by Marty Lanahan and seconded by General Joseph DiSalvo, Resolution 2021-22 honoring Dr. Haley, Jr. was approved.

Announcements – Next Board Meeting November 16, 2021

Adjournment – With no further business coming before the Board, Chair Baker declared the meeting adjourned at 10:25 AM.

JEA Board Meeting Minutes

October 26, 2021

Page 4

APPROVED BY:

Marty Lanahan, Secretary

Date: _____

Board Meeting Recorded by:

Melissa Charleroy
Board Services Manager



IMPROVING LIVES. BUILDING COMMUNITY. to be the best utility in the country

GOVERNANCE COMMITTEE

21 West Church Street, Jacksonville, FL 32202
November 8, 2021 | 3:00 pm – 5:00 pm

WELCOME

Meeting Called to Order

General Joseph DiSalvo, Chair

Adoption of Agenda (Action)

Approval of Minutes – May 6, 2021 (Action)

Safety Briefing

Melissa Charleroy, Board Services Manager

FOR COMMITTEE CONSIDERATION

JEA Bylaws – Modification for Meeting Cadence (Action)

Jody Brooks, Chief Administrative Officer

Board Self-Evaluation Review

Laura Dutton, Chief Strategy Officer

CEO Evaluation

FY21 Evaluation Criteria & Process
FY22 Evaluation Criteria Discussion

Jody Brooks, Chief Administrative Officer

CLOSING CONSIDERATIONS

Announcements

Next Board Meeting: November 16, 2021
Next Governance Committee Meeting: March 14, 2022

General Joseph DiSalvo, Chair

Adjournment

UPCOMING COMMITTEE AGENDA ITEMS

Board Governance Documentation Review



IMPROVING LIVES. BUILDING COMMUNITY. to be the best utility in the country

GOVERNANCE COMMITTEE

21 West Church Street, Jacksonville, FL 32202

November 8, 2021 | 3:00 pm – 5:00 pm

WELCOME

Meeting Called to Order

General Joseph DiSalvo, Chair

Adoption of Agenda (Action)

Approval of Minutes – May 6, 2021 (Action)

Safety Briefing

Melissa Charleroy, Board Services Manager

FOR COMMITTEE CONSIDERATION

JEA Bylaws – Modification for Meeting Cadence (Action)

Jody Brooks, Chief Administrative Officer

Board Self-Evaluation Review

Laura Dutton, Chief Strategy Officer

CEO Evaluation

FY21 Evaluation Criteria & Process

FY22 Evaluation Criteria Discussion

Jody Brooks, Chief Administrative Officer

CLOSING CONSIDERATIONS

Announcements

Next Board Meeting: November 16, 2021

Next Governance Committee Meeting: March 14, 2022

General Joseph DiSalvo, Chair

Adjournment

UPCOMING COMMITTEE AGENDA ITEMS

Board Governance Documentation Review



Governance Committee November 8, 2021

If you experience any technical difficulties during the meeting, contact Ontario Blackmon at (904) 665-4203 or JEA's WebEx Support Team at webexsupport@jea.com.



JEA Bylaws - Modification for Meeting Cadence



JEA Bylaws – Modification for Meeting Cadence



Current JEA’s Board Policy Manual Article V – Conduct of Authority Business

Section 1. *Regular Meetings.* Regular meetings shall be held at least monthly at the principal offices of JEA in the City of Jacksonville, or at such other public place within the City of Jacksonville as may be determined by the Chair, and at such times as the Chair or a majority of the members may designate. More frequent regular meetings may be held at the pleasure of a majority of the members.

Proposed JEA’s Board Policy Manual Article V – Conduct of Authority Business

Section 1. *Regular Meetings.* Regular meetings shall be held in accordance with the requirements set forth in Article 21 – JEA Charter at the principal offices of JEA in the City of Jacksonville, or at such other public place within the City of Jacksonville as may be determined by the Chair, and at such times as the Chair or a majority of the members may designate. More frequent regular meetings may be held at the pleasure of a majority of the members.

Board Resolution Approval on Modified Meeting Cadence and Policy Language Alignment



Annual Board Self-Evaluation



Board Self-Evaluation: What's Going Well



Average Responses > 4.5

- Board members are prepared for and participate in monthly Board meetings
- Board members understand and support JEA's mission and strategic objectives
- Board members have a strong working relationship with the CEO
- Board members respect the confidentiality of Board matters in accordance with public records laws
- Board members reflect behavior consistent with JEA's Code of Conduct and Code of Ethics
- The board demonstrates the principle of transparency in its governance activities
- Board members understand and fulfill the Board's roles and responsibilities
- Board members understand and adhere to the JEA Charter, Bylaws, Board Policies, and applicable Florida Statutes and City Ordinances
- Board members work together to make good decisions
- Board meetings are generally well-run, make good use of members' time, and are of an optimal length
- Board meetings packets are complete and issued at least 7 days in advance of meetings
- The board delegates sufficient authority to the CEO to lead the organization
- Board members understand CEO evaluation criteria
- Board members actively look to improve processes
- Board members understand JEA's Measures of Effectiveness (MOEs) so accurate assessments can be made
- Board members understand and discuss JEA's financial reports and annual budget
- Board members are knowledgeable about JEA's programs and services
- Board members act as goodwill ambassadors for JEA in the community

Board Self-Evaluation: Areas for Consideration



Average Responses < 4.5

Board members receive a comprehensive orientation to prepare them to perform their roles and responsibilities

The board is represented with the necessary skills, stakeholders, and diversity

Board members follow industry trends and important developments related to JEA, and understand key corporate risks

Board members actively self-educate and stay current with industry trends

The board reviews CEO performance and compensation annually

Board members work in coordination with the CEO on succession plan

Governance Committee - Presentation

Board Self-Evaluation: Summary



Rating Scale:	5 - Strongly Agree	4 - Agree	3 - Undecided	2 - Disagree	1 - Strongly Disagree	Average	Comments
Board members are prepared for and participate in monthly Board meetings						5.0	All my board colleagues are fantastic; always well prepared and their participation always impacts positively. I look forward to a time when it is safe to meet all together without COVID concerns but I think we do very well all things considered.
Board members understand and support JEA's mission and strategic objectives						5.0	yes, to the greatest extent possible considering we are still developing the strategic objectives We are now part of developing the strategic plan go forward.
Board members have a strong working relationship with the CEO						5.0	without question Jay has been great at communicating and staying in touch... he encourages that dialogue both ways and is always responsive when I reach out to him.
Board members respect the confidentiality of Board matters in accordance with public records laws						5.0	We have no confidential matters except for items that require a shade meeting
Board members reflect behavior consistent with JEA's Code of Conduct and Code of Ethics						5.0	no issues with ethics or conduct
The board demonstrates the principle of transparency in its governance activities						5.0	
Board members understand and fulfill the Board's roles and responsibilities						4.8	Additionally, I find all the board members take their roles and responsibilities very seriously
Board members understand and adhere to the JEA Charter, Bylaws, Board Policies, and applicable Florida Statutes and City Ordinances						4.8	everyone stays out the gray areas Again, more orientation to these documents would be of benefit.
Board members work together to make good decisions						4.8	I am very comfortable with the decisions made I am very impressed with the ease of conversation that the board has in the sunshine... we ask the right questions and get to the right outcomes in a transparent manner.
Board meetings are generally well-run, make good use of members' time, and are of an optimal length						4.8	I love the cadence of the new meeting structure... focused on what is important not just presenting the same data over and over again.
Board meetings board briefing packets are complete and issued at least 7 days in advance of meetings						4.8	Diligent makes it easy ! I also appreciate that staff has begun red lining verbiage changes more frequently.
The board delegates sufficient authority to the CEO to lead the organization						4.8	
Board members understand CEO evaluation criteria						4.7	this was worked hard in the BPM rewrite Our first evaluation cycle is coming up.... We understand the criteria but haven't done one before.
Board members actively look to improve processes						4.7	Still forming and educating process from my perspective.... We have begun reviewing documents and meeting cadence but still have work to do on process.
Board members understand JEA's Measures of Effectiveness (MOEs) so accurate assessments can be made						4.5	the MOEs were worked hard during the BPM rewrite The staff and new board are working together to create the right measures.
Board members understand and discuss JEA's financial reports and annual budget						4.5	the JEA finance experts and the finance & audit committee provide us great understanding We discussed having a different (better) budget process in the future.
Board members are knowledgeable about JEA's programs and services						4.5	I feel that we are still learning and creating programs and services... Same comment re: further orientation to all lines of the entire business enterprise.
Board members act as goodwill ambassadors for JEA in the community						4.5	I think so, but have no specific knowledge. We may need to get better definition of what board members can do as goodwill ambassadors Hard to do so in this COVID environment but each of us is recognized in the community and is respected
Board members receive a comprehensive orientation to prepare them to perform their roles and responsibilities						4.3	This is based on what I got from the prior senior leadership team (before they were dismissed) and not the current SLT. The current board's appointment was unusual for a number of reasons so our orientation was rushed. We will have the opportunity to on board a new board member soon and I expect it will be a more comprehensive orientation. More orientation to the business of energy management specifically would be helpful for Board members.
The board is represented with the necessary skills, stakeholders, and diversity						4.3	We have a good board... small in size but very diverse in experience and representation The board lacks racial and gender diversity. This must improve.
Board members follow industry trends and important developments related to JEA, and understand key corporate risks						4.2	I feel like our first year has been internally focused... might be able to get some more industry exposure in the future... More orientation and ongoing updates re: industry trends and best practices would be beneficial.
Board members actively self-educate and stay current with industry trends						4.2	I have no way of answering this for my fellow board members... I could do a better job on pro actively educating myself on industry trends.
The board reviews CEO performance and compensation annually						3.8	we have not done this yet, plus the CEO contract does not authorize compensation Because he is so new, we have not yet done this Similar to my answer with the CEO evaluation... we are coming up on our first time doing this.
Board members work in coordination with the CEO on succession plan						2.8	we have not addressed this to date (we need to); seeing how the SLT is still incomplete, we really cannot do succession planning until the entire SLT is in place Because the existing CEO is so new, this process hasn't begun yet We have a new team... haven't really focused on succession but need to... I am proud of the resolution that we passed asking for the board recruitment process to be sensitive to DEI... while not succession it was a statement.



Annual CEO Evaluation Process



Annual CEO Evaluation



Overview & Timeline

Board evaluation of the CEO will be done annually and based on Appendix A1, Executive Core competencies and CEO evaluation criteria.

November 8

Governance Committee Review Current CEO Evaluation Criteria and Discuss Any Adjustments to Criteria for FY22

by November 30

Schedule Meeting for Board Chair to review evaluation and feedback with CEO

by November 15

Board Members Complete Online Evaluation

JEA will send an email to Board Members including:

- Instructions for completing the evaluation
- Evaluation Criteria
- FY21 results for Measures of Effectiveness (MOEs)

January 11

January Board Meeting

- Overview of CEO Evaluation Process & Results for FY21
- Governance Committee Report – any proposed changes to CEO Evaluation Criteria can be put forth for board approval

Annual CEO Evaluation



Board Policy Manual Appendix A1: CEO Evaluation Criteria

CEO maintains safety as a top priority and executes an effective risk mitigation plan

Key Performance Areas (KPAs) and associated Key Performance Indicators (KPIs) as per Policy Category IV Measures of Effectiveness (MOEs)

CEO ensures read-ahead materials are distributed to board members in a timely manner before all meetings to facilitate board meeting preparedness (7 days)

CEO complies with all applicable legal & fiduciary responsibilities

CEO establishes a positive environment where diversity is embraced, and the workforce is proud to be a member of JEA, knows their mission, and trusts the CEO and his senior leadership team

CEO maintains a candid dialogue with the board and is completely transparent on all issues associated with JEA

CEO has a viable succession plan

CEO keeps JEA on the right strategic path based on the most current strategic plan

CEO maintains 100% compliance with respect to Article 21 applicable provisions

Complies with executive core competencies (as per Appendix 1)

Annual CEO Evaluation



Board Policy Manual Appendix A1 – Executive Core Competencies

Models Integrity

- Demonstrates high ethical and moral standards and models important values for others to follow
- Behaves and expresses oneself in an open and honest manner; is consistent in word and deed
- Represents information accurately and completely
- Assumes responsibility and accountability for own behavior; admits to mistakes

Makes Quality Decisions

- Prioritizes decisions and initiatives in ways that ensures the highest value for the organization
- Makes high-quality strategic decisions for the organization even when the consequences may be controversial
- Seeks the input of others to ensure that decisions made will be best for the organization and will minimize conflict with other initiatives
- Takes appropriate risks that weighs the positive and negative impact of each decision on the organization

Takes Initiative

- Reacts quickly to address problems that threaten organizational objectives
- Seeks out opportunities to extend or expand upon the organization's position in the market place
- Is passionate, highly engaged and highly energetic
- Forward looking; anticipates potential issues and mitigation measures

Communicates Effectively

- Listens actively to ensure understanding of each person's point of view
- Clearly articulates (through speech or in writing) own knowledge and ideas so they are easily understood and applied to others
- Addresses difficult problems and perceptions that, if left untreated, could undermine the success of the organization
- Ensures regular, consistent, and meaningful communication throughout the organization

Drives Results

- Seeks to achieve improved or even unprecedented results and demonstrates personal accountability for outcomes
- Creates a positive environment in which results flow from a desire to achieve
- Sets strategic goals and measurable performance expectations for defining success
- Demonstrates ownership for performance of entire organization, and holds self and organization accountable for decisions and results
- Takes appropriate action when a mistake is made (analyze what went wrong and preventative measures to preclude repeated the same mistake)

Annual CEO Evaluation



Board Policy Manual Appendix A1 – Executive Core Competencies

Focuses on the Customer

- Places high priority on identifying and meeting customer needs
- Ensures that customers understand and receive the fullest value possible from the products and services of the organization
- Utilizes follow-up procedures to ensure consistency and determine where improvements can be made to maintain high customer satisfaction

Fosters Teamwork

- Shares relevant expertise and knowledge to ensure team members have adequate information to make decisions and achieve objectives
- Contributes to inclusive culture by valuing others' viewpoints, encouraging others to share ideas, and treating others in an accepting, respectful manner
- Recognizes and capitalizes on the strengths of others to accomplish organizational objectives
- Directly confronts behaviors that undermine team effectiveness
- Exemplifies selfless service
- Ensures the entire JEA team knows "why" JEA exists, and not just "what" JEA does and how it executes its mission

Manages and Supports Change

- Effectively copes with changing environments, tasks and responsibilities
- Encourages others to embrace change and use it as an opportunity to be creative and improve performance
- Ensures that change initiatives are aligned with strategic initiatives, values, and mission of the organization
- Leverages resources to promote and sustain change efforts

Visionary Strategist

- Develops the strategies and actions needed to make JEA the best in class for public utilities in the U.S.
- Communicates the organization's vision in a way that is meaningful and actionable for employees
- Collaborates with Executive Team and Board of Directors to determine vision and strategy, and ensures support throughout the organization
- Reviews the planning, organization, and direction of initiatives to ensure support of the mission statement and values
- Accurately anticipates the implications of events or decisions for various stakeholders in the organization and plans strategy accordingly

Manages Performance

- Motivates others to achieve results by getting buy in on JEA's mission and establishing an environment where everyone can make a positive impact
- Provides the team with constructive feedback, guidance, and coaching for improving performance
- Sets clear performance expectations and standards, regularly monitors performance, and provides accurate and timely feedback

Annual CEO Evaluation



Board Policy Manual Appendix A1 – Executive Core Competencies

Delegates to Others

- Does not micromanage the staff; allows those with responsibilities to do their job. Provides others with the resources, authority, and support to complete delegated tasks successfully
- Develops employees for assuming additional responsibilities; anticipates talent gaps and accelerates development plans to fill gaps

Maintains Positive Public Relations

- Seeks and builds relationships with external constituencies (e.g., elected officials, government agencies, other utility leaders, trustees, investment bankers) to strengthen the organization's impact and reputation in the community
- Represents JEA with credibility and transparency to the media
- Ensures all communications are honest and candid, and resolves discrepancies expeditiously

Actively Supports Board of Directors

- Keeps Board of Directors informed on progress towards implementing strategic initiatives and other important information
- Updates the Board on large-scale progress of the organization towards its objectives
- Shows an appreciation for the unique role of a Board member and treats all Board members equally
- Educates the Board on the strategies and priorities that balance the needs of customers with operational needs
- Keeps Board members informed on important issues – "no surprises"
- Provide Board members preparatory materials at least seven (7) days prior to meetings so members can properly digest

Leads Others Effectively

- Is a servant-leader who puts the team's welfare above their own
- Builds trusting, collaborative relationships across organizational boundaries to achieve goals
- Leads with integrity and values, and a focus at all times on the mission of the organization
- Challenges and motivates others in a way that is inclusive, tactful, empowering, and inspires superior performance
- Assumes full ownership and accountability for own performance
- Not afraid to make the tough calls

Annual CEO Evaluation



Board Policy Manual Appendix A1 – Executive Core Competencies

Leverages Industry Acumen

- Monitors and analyzes financial data and key cost drivers) to evaluate options and make decisions
- Understands overall financial and operational performance of JEA in order to effectively position it in the marketplace
- Follows appropriate legal and fiduciary requirements when reconciling and reporting financial transactions
- Grows continuously in business knowledge and experience
- Identifies metrics and other documentation to help board members responsibly monitor JEAs performance.

Plans for the Future

- Develops a proposed long term strategic plan based on the interests of all stakeholders and priorities of the board.
- Identifies and balances risks and benefits when developing plans
- Identifies need for and ensures contingency plans are developed
- Aligns and allocates resources and time according to strategic priorities and company interests
- Develops a CEO succession plan that results in qualified personnel to step up and successfully perform the duties of the CEO on short notice.

Embraces Diversity

- Promotes the active recruiting of diverse individuals
- Does not tolerate any form of discrimination (gender, ethnic, religious, sexual orientation, etc.).Demonstrates visible support for programs that remove barriers (e.g., stereotypes) between diverse individuals and affords all personnel consideration for upward mobility opportunities
- Actively monitors organization to ensure equality and fairness for all members; objectively allocates compensation, rewards, and opportunities
- Promotes an inclusive culture where different viewpoints are valued and encouraged

Negotiates Collaboratively

- Strives to understand each party's position by asking in-depth questions and probing for specific needs and issues
- Discloses appropriate and important information to establish openness and trust
- Keeps arguments or disputes issue-oriented rather than personal
- Maintains flexibility in negotiating style, adapting style to the specific needs of a given situation

Annual CEO Evaluation



Board Policy Manual 4.0 – Measures of Effectiveness (MOEs)

JEA exists to provide clean, safe, reliable, and reasonably priced electric, water and sewer services to the citizens of Jacksonville and portions of surrounding counties while remaining environmentally sound and financially strong while providing revenue for the City of Jacksonville.

- 4.0.1 Quality of Electric Service: Provide clean, safe and reliable electric service to all prescribed consumers.
- 4.0.2 Quality of Water Service: Provide clean, safe and reliable water service to all prescribed consumers.
- 4.0.3 Quality of Sewer Services: Provide clean, safe and reliable sewer services to all prescribed consumers.
- 4.0.4 Cost of Service: Provide all utility services at a reasonable and accurate cost.
- 4.0.5 Environmentally Sound: Provide all utility services in a manner that is environmentally sound and sustainable.
- 4.0.6 Informative Communication: Effectively communicate with consumers and other stakeholders.
- 4.0.7 Safety Standards: Compliance is measured using OSHA's Recordable Incident Rate (RIR) calculation. JEA aspires to zero incidents, but also establishes an annual RIR target below average industry rates. Related preventive controls are validated by timely safety checks and closing of work orders.
- 4.0.8 Financial Integrity: Sections V and VI of the JEA Pricing Policy require ensuring the financial integrity of the Electric and Water/Sewer Systems respectively by establishing minimum annual total debt service coverage ratios and days of liquidity, maximum debt to asset ratios, and the maintenance of stabilization funds. Achieving these fiscal targets will help attain AA-level credit ratings.

Annual CEO Evaluation



4.0.1 Quality of Electric Service: Provide clean, safe and reliable electric service to all prescribed consumers

Provide clean, safe and reliable electric service to all prescribed consumers.

Accordingly,

- 4.1.1 Annually update an Electric Integrated Resource Supply Plan (IRP) to ensure consumers' future electricity supply needs are met at the lowest evaluated total lifecycle cost while maintaining fuel diversity.
- 4.1.2 Minimize the frequency of electric distribution system outages and report status through the System Average Interruption Frequency Index (SAIFI).
- 4.1.3 Minimize the frequency of electric distribution system voltage sags and report status through the System Average Root Mean Square Frequency Index (SARFI-80).
- 4.1.4 Minimize the duration of electric distribution system outages and report status through the System Average Interruption Duration Index (SAIDI).
- 4.1.5 Focus on reducing individual customer outages and report status through the customers experiencing more than five interruptions (CEMi-5).

Annual CEO Evaluation



4.0.2 Quality of Water Service: Provide clean, safe and reliable water service to all prescribed consumers

Provide clean, safe and reliable water service to all prescribed consumers.

Accordingly,

- 4.2.1 Annually update an Integrated Water Resource Plan (IWRP) to ensure consumers' future water supply needs are met at the lowest evaluated cost while also ensuring water resources are available for future generations. This includes a thorough evaluation of water supply alternatives.
- 4.2.2 Minimize the duration of water distribution system low pressure events and report status of the number of cumulative minutes water pressure drops below 30 pounds per square inch (psi) for all existing water distribution system pressure monitoring points.
- 4.2.3 Conduct water testing in accordance with the standards of the Florida Department of Environmental Protection (FDEP) and the Environmental Protection Agency (EPA) and report testing results to all water consumers and stakeholders.
- 4.2.4 Ensure compliance with JEA's Consumption Use Permit (CUP).

Annual CEO Evaluation



4.0.3 Quality of Sewer Services: Provide clean, safe and reliable sewer services to all prescribed consumers

Provide clean, safe and reliable sewer service to all prescribed consumers.

Accordingly,

- 4.3.1 Minimize the frequency of sewer back-ups and overflows and report status by:
 - a. the number of Sanitary Sewer Overflows (SSO's) per 100 miles of existing sewer pipe.
 - b. the total number of sewer system cave-ins.

- 4.3.2 Limit the total amount of nutrients discharged into the St. John's River from all wastewater treatment facilities.
 - a. Reduce the total nutrient discharge into the St. John's River to meet JEA's Florida Department of Environmental Protection (FDEP) Total Maximum Daily Load (TMDL) allocation.
 - b. Increase the production and distribution of reclaimed water.

Annual CEO Evaluation



4.0.4 Cost of Service: Provide all utility services at a reasonable and accurate cost

Provide all utility services at a reasonable and accurate cost.

Accordingly,

- 4.4.1 All utility services are to be reasonably priced.
 - a. Pricing for all utility services is to be frequently benchmarked against other state and regional utilities to demonstrate competitiveness.
 - b. Pricing for each utility service for all classes of consumers is to be based on the cost to serve each consumer class. Cost of service studies are to be conducted in no more than five year intervals.
- 4.4.2 Minimize the number of consumer bills that are inaccurate, are estimated due to the lack of a current meter reading, or are untimely. The expectation is 99.9% accurate and timely.

Annual CEO Evaluation



4.0.5 Environmentally Sound: Provide all utility services in a manner that is environmentally sound and sustainable

Provide all utility services in a manner that is environmentally sound and sustainable.

Accordingly,

- 4.5.1 The CEO is expected to comply with all existing environmental regulations that apply.
- 4.5.2 Conservation: Pursue all options to communicate and incentivize customer conservation and efficiency while avoiding excessive customer cost.
 - a. Electric System: Maintain the electric conservation fund by collecting an additional one cent per kwh for every kwh over 2750 on monthly residential consumption and by allocating 50 cents per Mwh of base rate revenues (a total of approximately 0.5% of electric gross revenues.) The funds are to be spent for customer conservation initiatives and incentives only.
- 4.5.3 Renewable Energy Supply: Explore all options for renewable electric energy supply while avoiding excessive customer cost since a state or federal Renewable Electricity Standard (RES) is yet to be established and the timing for setting a standard remains uncertain.
- 4.5.4 Incorporate in generation planning and other utility operations strategies and actions to reduce greenhouse gases.

Annual CEO Evaluation



4.0.6 Informative Communication: Effectively communicate with consumers and other stakeholders

Effectively communicate with consumers and other stakeholders.

Accordingly,

- 4.6.1 To enable and encourage public dialogue on electric, water, and sewer issues at the local, state and national levels.
- 4.6.2 To inform consumers of potential or pending charges being considered for utility services or charges.
- 4.6.3 To inform consumers of the potential financial and consumption impact of conservation incentives and other activities under consideration.
- 4.6.4 Maintain top quartile JD Power ratings for all customer and communication categories.

Annual CEO Evaluation



4.0.7 Safety Standards

Compliance is measured using OSHA's Recordable Incident Rate (RIR) calculation. JEA aspires to zero incidents, but also establishes an annual RIR target below average industry rates. Related preventive controls are validated by timely safety checks and closing of work orders.

Annual CEO Evaluation



4.0.8 Financial Integrity

Sections V and VI of the JEA Pricing Policy require ensuring the financial integrity of the Electric and Water/Sewer Systems respectively by establishing minimum annual total debt service coverage ratios and days of liquidity, maximum debt to asset ratios, and the maintenance of stabilization funds. Achieving these fiscal targets will help attain AA-level credit ratings.

FY22 Evaluation Criteria Discussion



JEA Performance

Data through October 31, 2021

	FY20	FY21	FY22 Goal	
UNBEATABLE TEAM	● ▾ Safety - Lost Time Incident Rate (LTIR)	0.38	0.66	0.44
	▲ Diversity - Female Representation %	22%	22%	N/A
	▲ Diversity - People of Color Representation %	25%	26%	N/A
	▲ Diversity - Veteran Representation %	19%	20%	N/A
CUSTOMER LOYALTY	● ▲ Customer Satisfaction - Residential (JD Powers)	3rd Quartile	3rd Quartile	2nd Quartile
	● ▲ Customer Satisfaction - Commercial (JD Powers)	2nd Quartile	4th Quartile	2nd Quartile
	▾ Nitrogen to the River (tons)	299	372	440
	▾ Sanitary Sewer Overflows (Total Count)	48	35	31
	▾ Environmental Compliance - Permit Exceedances	1	1	4
BUSINESS EXCELLENCE	▲ Sales - Electric System (MWh)	12,185	12,216	12,200
	▲ Sales - Water System (Million Gallons)	38,272	37,181	39,000
	▲ Sales - Wastewater System (Million Gallons)	28,160	28,139	29,000
	▲ Sales - Reclaim (Million Gallons)	4,427	4,463	5,000
	▲ Revenue - Total System (\$M)	\$1,600	\$1,628	\$1,831
	▾ Outstanding Debt (\$M)	\$3,257	\$3,000	\$2,731
	▾ Operations & Maintenance (O&M) Spend (\$M)	\$393	\$381	\$458
	▾ Capital Spend (\$M)	\$387	\$355	\$609
	▾ Fuel & Purchased Power Expense (\$M)	\$343	\$425	\$376
	● ▾ Electric O&M (\$)	\$2,179	\$2,137	\$2,661
	● ▾ Water O&M (\$)	\$1,705	\$1,628	\$1,924
	▾ Reliability - Customers Experiencing Multiple Interruptions (CEMI-5)	0.25%	0.14%	0.80%
	▾ Reliability - Effective Forced Outage Rate (EFOR)	2.3%	4.0%	3.2%
	▾ Reliability - Water Unplanned Outages (Number of Customers)	15,342	12,257	7,700
▾ Water Pressure (average min < 30 psi)	4.0	2.1	2.8	

- Pay-for-Performance Measure
- ▲ Higher is good
- ▾ Lower is good
- On Plan or Better
- At Risk
- Unfavorable



Additional Information



Governance Committee - Additional Information

JEA GOVERNANCE COMMITTEE MINUTES

May 6, 2021

The Governance Committee of the JEA Board met at 8:00 am on Thursday, May 6, 2021 on the 8th Floor, 21 W. Church Street, Jacksonville, Florida. The public was invited to attend this meeting in-person at the physical location and virtually via WebEx. Attendees were required to follow CDC guidelines at the meeting location, including wearing masks and social distancing.

WELCOME

Meeting Called to Order – Committee Chair Joseph DiSalvo called the meeting to order at 8:00 am. Committee members Dr. Leon Haley and Tom VanOsdol attended the meeting via WebEx. Dr. Zachary Faison was not in attendance for the meeting. A quorum of the committee was not physically present for the meeting.

Others in attendance in-person were Jay Stowe, Managing Director/CEO and Jody Brooks, Chief Administrative Officer. Laura Dutton, Chief Strategy Officer, participated in the meeting via WebEx.

Adoption of Agenda – Due to the lack of quorum, this item was deferred to the Board for approval at its May 25, 2021 meeting.

Approval of Minutes – November 10, 2020 – Due to the lack of quorum, this item was deferred to the Board for approval at its May 25, 2021 meeting.

FOR COMMITTEE CONSIDERATION

Article 21 Compliance – Jody Brooks, Chief Administrative Officer, referencing materials provided in the committee’s meeting packet, provided an overview of the approved Article 21 Charter. Ms. Brooks highlighted three key reports that JEA must submit by the end of each year: 1) Proposed Promotional Expenditures Report; 2) End of Year Report on Disbursements; and 3) Report to the City Council and Mayor summarizing the procurement contract awards for the prior fiscal year. Ms. Brooks noted JEA is tracking all Charter changes to ensure its compliance with these key reports.

External Review of JEA Governance Practices – Ms. Brooks and Mr. DiSalvo updated the Committee on the external review of JEA’s governance practices. Mr. DiSalvo provided updates on the firm, Hometown Connections, which has been hired to review the board governance practices in two key areas: 1) Strategic Planning and 2) Board Structure. A brief discussion ensued to which Mr. Stowe confirmed the need to hire a board services compliance position moving forward.

Draft July Board Retreat Agenda – Mr. Stowe led the discussion and provided committee members a detailed outline of the upcoming Board Retreat to be held on July 27, 2021 in conjunction with the board’s regularly scheduled meeting. He outlined a tentative hybrid agenda to include a facility tour, and a discussion on strategy centered on the tag lines improving lives and revamp our values. He confirmed the retreat will be an open discussion with board members to ensure we are on track as an organization, and that we adhere to our core values. Lastly, Mr. Stowe spoke on the Unbeatable Team and Business Excellence and summarized what needs to be accomplished as an organization. A brief discussion ensued to which committee members offered their comments.

CLOSING CONSIDERATIONS

Announcements – Next Board Meeting May 25, 2021

Governance Committee - Additional Information

JEA Governance Committee Minutes

May 6, 2021

Page - 2

Adjournment – With no further business coming before the Committee, Mr. DiSalvo declared the meeting adjourned at 8:19 AM.

APPROVED BY:

Joseph DiSalvo, Committee Chair

Date: _____

Submitted by:

DeLisa A. Johnigarn
Executive Assistant



BOARD RESOLUTION: 2021-26

November 16, 2021

A RESOLUTION APPROVING CHANGES TO THE BOARD POLICY REGARDING REGULAR MEETINGS

1. At the September 17, 2021 meeting, the JEA Board of Directors approved the FY22 Board calendar, which adjusted the meeting cadence to align to Section 21.03 of Article 21 – JEA Charter that requires a minimum of eight meetings per year. To implement the approved calendar and ensure compliance with JEA’s governing processes, updates to align JEA’s Board Policy Manual Article V – Conduct of Authority Business language to the requirements in Article 21 – JEA Charter is proposed below.
2. Article 21 JEA Charter Section 21.03, entitled “Composition; compensation; officers; meetings,” in part, provides:

(c) *Officers; meetings; quorum; governing documents.* The governing body of JEA shall elect a chairperson, vice-chairperson and secretary of JEA and may elect one or more assistant secretaries of JEA, each of whom shall serve for one year or until such officer's successor is chosen. JEA may meet at such times and places designated by the governing body of JEA and shall hold regular meetings as necessary. Generally, JEA shall meet once a month, but in no event less than eight (8) times a year. Special meetings may be held upon the call of the chairperson or any three (3) members. JEA meetings shall be subject to F.S. § 286.011 (Florida Open Meetings Laws), as amended. A majority of the membership shall constitute a quorum for the purpose of meeting and transacting business. Each member shall have one vote. The governing body of JEA shall adopt governing documents, including, but not limited to, bylaws, a board policy manual, and such other rules and regulations not inconsistent with this Article, the charter or general law. Unless otherwise provided herein, the governing body of JEA shall annually review and update its governing documents. JEA's bylaws, board policy manual, and other governing documents, including any amendments thereto, shall be posted on JEA's website in a conspicuous manner for the public to view.

3. JEA’s Board Policy Manual Article V – Conduct of Authority Business currently states:

Section 1. *Regular Meetings.* Regular meetings shall be held at least monthly at the principal offices of JEA in the City of Jacksonville, or at such other public place within the City of Jacksonville as may be determined by the Chair, and at such times as the Chair or a majority of the members may designate. More frequent regular meetings may be held at the pleasure of a majority of the members.

4. Proposed revisions to JEA’s Board Policy Manual Article V – Conduct of Authority Business are as follows:

Section 1. *Regular Meetings.* Regular meetings shall be held in accordance with the requirements set forth in Article 21 – JEA Charter at the principal offices of JEA in the City of Jacksonville, or at such other public place within the City of Jacksonville as may be determined by the Chair, and at such times as the Chair or a majority of the members may designate. More frequent regular meetings may be held at the pleasure of a majority of the members.

BOARD RESOLUTION: 2021-26

November 16, 2021

BE IT RESOLVED by the JEA Board of Directors that:

1. Revisions to the JEA's Board Policy Manual Article V – Conduct of Authority Business, described herein, are approved as proposed.

Dated this 16th day of November 2021.

JEA Board Chair

JEA Board Secretary

Form Approved by

Office of General Counsel

VOTE	
In Favor	
Opposed	
Abstained	

POLICY TYPE: GOVERNANCE PROCESS

POLICY 1.0

POLICY TITLE: BY-LAWS OF JEA

shall name one of the committee members as committee chair and one as committee vice-chair. A standing committee shall continue until such time as it is terminated by the Chair.

(b) **Special Committees.** The Chair may appoint special committees from time to time, and the Chair may specify that one or more individuals who are not members of the JEA Board shall work with and assist the special committee. The Chair shall name one of the committee members as committee chair and one as committee vice-chair; both positions must be filled by current members of the JEA Board. When a special committee has fulfilled its function or when the best interests of JEA have been served, the committee shall be terminated without formal action.

Section 2. Term of Committee Members. Each member of a committee shall serve until the expiration of his/her term of office as a JEA Board member, until that member's successor is appointed and has accepted such appointment, or until the committee is terminated.

Section 3. Powers of the Committee and the Committee Chair. The committee chair, or vice-chair in the absence of the chair, shall have the power and authority to call meetings of the committee upon reasonable verbal or written notice to the members, and to set the date, time and place of such meetings. This function may also be performed by a majority of the remaining members of the committee upon inaction by the chair. A committee secretary may be designated by the committee chair. A committee may submit reports to the Chair and members of the JEA Board in writing as determined by the committee chair. Committee reports shall contain both majority and minority reports of committee members. A committee may by motion recommend to the JEA Board that action be taken on matters under consideration by the committee. Matters under consideration by the committee may include resolutions or other proposed actions presented to the committee by the JEA Managing Director.

Section 4. Committee Vacancies. The Chair shall fill vacancies in the membership of any committee. Should the Chair of the JEA Board fail to fill a vacancy within a reasonable length of time after such a vacancy occurs, then such vacancy may be filled by a majority of the members of the JEA Board acting in any regular or special meeting.

Section 5. Conduct of Committee Business. A majority of the entire membership of the committee shall constitute a quorum, and an act of the majority of the committee present at any meeting shall constitute the act of the committee. Should a quorum not be present at a scheduled meeting, the committee chair, or vice-chair in the absence of the chair, may appoint as many JEA Board members as necessary to constitute a quorum. Such appointment is for the purpose of that meeting only. All JEA Board members may attend and participate in any committee meeting, but only committee members have the right to make motions and to vote. Except as provided otherwise herein, Roberts Rules of Order shall govern the conduct of committee business, unless the majority of the committee present at such meeting shall elect to utilize other rules or procedures consistent with applicable law and these By-Laws.

ARTICLE V - CONDUCT OF AUTHORITY BUSINESS

Section 1. Regular Meetings. Regular meetings shall be held in accordance with the requirements set forth in Article 21 – JEA Charter at the principal offices of JEA in the City of Jacksonville, or at such other public place within the City of Jacksonville as may be determined by the Chair, and at such times as the Chair or a majority of the members may designate. More frequent regular meetings may be held at the pleasure of a majority of the members.

Adopted in its entirety by the JEA Board on February 16, 2010
and as Amended and Adopted by the JEA Board on May 25, 2021.

POLICY TYPE: GOVERNANCE PROCESS

POLICY 1.0

POLICY TITLE: BY-LAWS OF JEA

shall name one of the committee members as committee chair and one as committee vice-chair. A standing committee shall continue until such time as it is terminated by the Chair.

(b) **Special Committees.** The Chair may appoint special committees from time to time, and the Chair may specify that one or more individuals who are not members of the JEA Board shall work with and assist the special committee. The Chair shall name one of the committee members as committee chair and one as committee vice-chair; both positions must be filled by current members of the JEA Board. When a special committee has fulfilled its function or when the best interests of JEA have been served, the committee shall be terminated without formal action.

Section 2. Term of Committee Members. Each member of a committee shall serve until the expiration of his/her term of office as a JEA Board member, until that member's successor is appointed and has accepted such appointment, or until the committee is terminated.

Section 3. Powers of the Committee and the Committee Chair. The committee chair, or vice-chair in the absence of the chair, shall have the power and authority to call meetings of the committee upon reasonable verbal or written notice to the members, and to set the date, time and place of such meetings. This function may also be performed by a majority of the remaining members of the committee upon inaction by the chair. A committee secretary may be designated by the committee chair. A committee may submit reports to the Chair and members of the JEA Board in writing as determined by the committee chair. Committee reports shall contain both majority and minority reports of committee members. A committee may by motion recommend to the JEA Board that action be taken on matters under consideration by the committee. Matters under consideration by the committee may include resolutions or other proposed actions presented to the committee by the JEA Managing Director.

Section 4. Committee Vacancies. The Chair shall fill vacancies in the membership of any committee. Should the Chair of the JEA Board fail to fill a vacancy within a reasonable length of time after such a vacancy occurs, then such vacancy may be filled by a majority of the members of the JEA Board acting in any regular or special meeting.

Section 5. Conduct of Committee Business. A majority of the entire membership of the committee shall constitute a quorum, and an act of the majority of the committee present at any meeting shall constitute the act of the committee. Should a quorum not be present at a scheduled meeting, the committee chair, or vice-chair in the absence of the chair, may appoint as many JEA Board members as necessary to constitute a quorum. Such appointment is for the purpose of that meeting only. All JEA Board members may attend and participate in any committee meeting, but only committee members have the right to make motions and to vote. Except as provided otherwise herein, Roberts Rules of Order shall govern the conduct of committee business, unless the majority of the committee present at such meeting shall elect to utilize other rules or procedures consistent with applicable law and these By-Laws.

ARTICLE V - CONDUCT OF AUTHORITY BUSINESS

Section 1. Regular Meetings. Regular meetings shall be held in accordance with the requirements set forth in Article 21 – JEA Charter at least monthly at the principal offices of JEA in the City of Jacksonville, or at such other public place within the City of Jacksonville as may be determined by the Chair, and at such times as the Chair or a majority of the members may designate. More frequent regular meetings may be held at the pleasure of a majority of the members.

Adopted in its entirety by the JEA Board on February 16, 2010
and as Amended and Adopted by the JEA Board on May 25, 2021.



FY21 JEA Annual Procurement Report

*Jenny McCollum
Chief Procurement Officer &
Director of Procurement and
Inventory Planning*



COJ Charter and JEA Procurement Code Reporting Requirements



Per Section 21.09(b)(7), Article 21 (JEA), of the Charter of the City of Jacksonville, JEA shall prepare and deliver a written report to the council and mayor on or before December 31st of each fiscal year summarizing the procurement contract awards for the immediately prior fiscal year

The JEA Procurement Code requires the annual report be presented to the JEA Board prior to submission

Annual Report to include the following:

The number of contract awards presented to the Awards Committee for the previous reporting fiscal year

A detailed listing of all contract awards and Jacksonville Small and Emerging Business (JSEB) contracts

The number of bid protests and outcome for the reporting fiscal year

The annual supplier survey results





FY21 Procurement Contracts Awarded

Procurement Contract Award Types

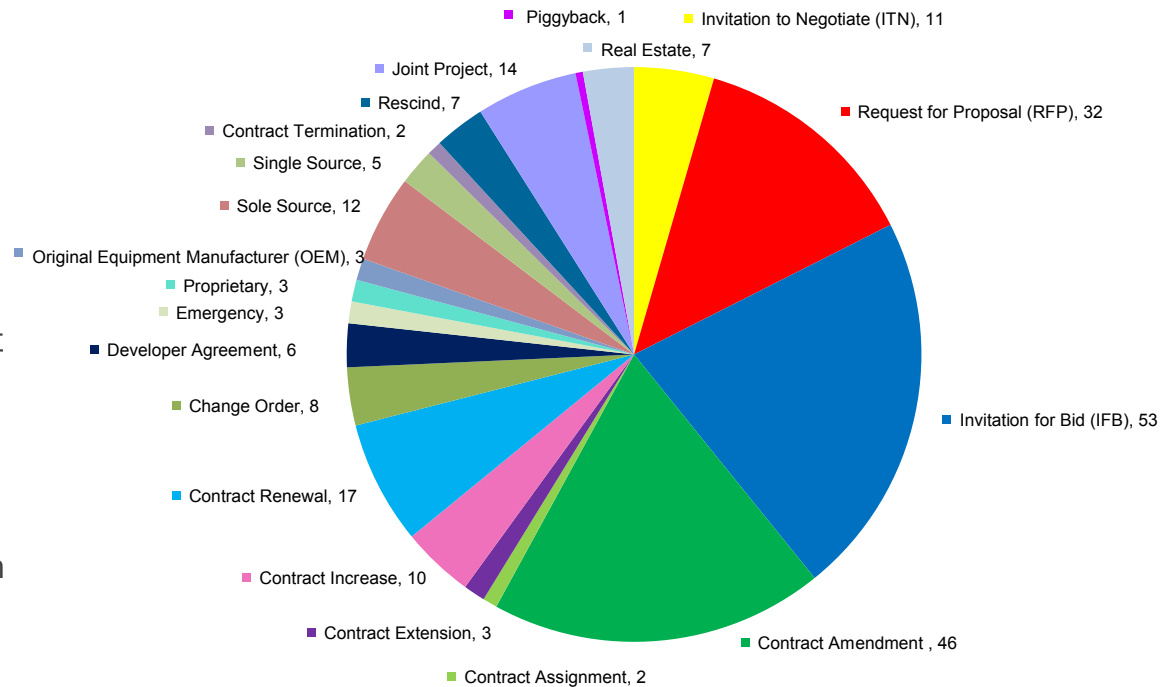
TOTAL NUMBER OF FY21 CONTRACT AWARDS= 245

JEA Procurement Code requires:

The written report shall contain the number of contract awards for the reporting fiscal year

A listing of all contract awards categorized by service type, award type and a brief description of each contract award containing the contractor name, contract amount and procurement method used

A detailed spreadsheet is attached with supporting documentation



In FY21, JEA issued 245 contract awards



FY21 JSEB Contracts Awarded

JSEB Contract Award Types

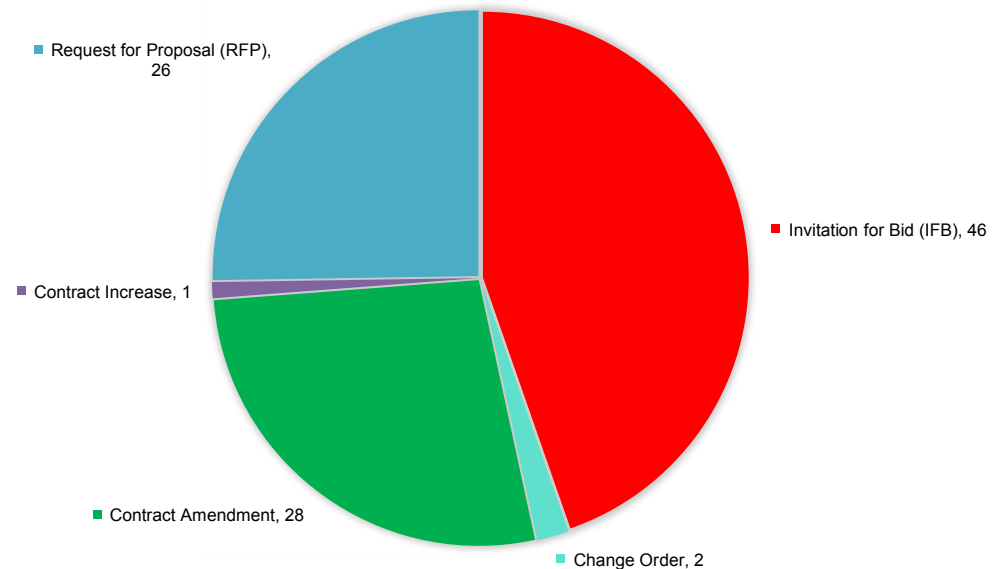
TOTAL NUMBER OF FY21 JSEB CONTRACT AWARDS = 103

JEA Procurement Code requires:

The number of JSEB contract awards categorized by service type, award type, and a brief description of each contract award containing the JSEB contractor name, contract amount and procurement method used

A detailed spreadsheet is attached with supporting documentation

Not all contracts awarded have a JSEB component



In FY21, JEA issued 103 JSEB contract awards

FY21 Protest Summary



JEA vendors are allowed to protest at different times throughout the procurement process, resulting in a Chief Procurement Officer (CPO) hearing

If the vendor is not satisfied with the CPOs decision, they can appeal to the Procurement Appeals Board (PAB) for a final hearing before litigation

In FY21, there were four (4) protests and no PAB hearings

Protests and Procurement Appeals Board (PAB) Hearings								
Protest Letter Date	Title	Solicitation Type	Business Unit	Protestant	CPO Hearing Date	CPO Decision Date	PAB Hearing Date	Outcome
12/4/2020	JEA Solicitation 083-20 Production Well Drilling - Part 1 of RiverTown Water Treatment Plant Project	Invitation for Bids (IFB)	W/WW	Williams Industrial Services, LLC	1/11/2021	2/1/2021	N/A	There was a discrepancy between the technical specifications (requiring the testing of one well) and the bid form (which required bid entries for the testing of two wells). JEA decided to rescind and re-bid the solicitation.
5/21/2021	JEA Solicitation 1410329248 FY21 Purchase of Fixed Diesel Pumps for JEA Lift Stations for Resiliency	Invitation for Bids (IFB)	W/WW	Xylem Dewatering Solutions, Inc.	5/27/2021	6/3/2021	N/A	CPO upheld decision to award to low bidder (Thompson Pump & Manufacturing, Co.)
8/13/2021	Contract Protest - 011-18 SJRPP Demolition and Site Remediation Services	Invitation for Bids (IFB)	Electric	Total Wrecking & Environmental LLC	8/23/2021	9/28/2021	N/A	7/26/21 - JEA received change order requests 18R and 20 by TWE 8/13/21 - JEA denied the change order requests 8/23/21 - CPO Hearing WebEx held with JEA & TWE 9/28/21 - CPO decision letter sent Note – TWE has appealed the CPO decision, but before we move forward, the legal teams are negotiating a settlement. PAB will move forward if negotiations aren't successful, which would appear in the FY22 report.
8/18/2021	JEA Solicitation 1410338048 Cedar Bay 480V Backup Blower	Invitation for Bids (IFB)	W/WW	PBM Constructors, Inc.	8/20/2021	8/31/2021	N/A	JEA rescinded the disqualification and allowed PBM's bid submission.

Four protests and no PAB hearings

FY21 Annual Supplier Survey Summary



Per Section 21.09(b)(5), Article 21 (JEA), of the Charter of the City of Jacksonville, JEA shall annually conduct a survey of actual, interested and prospective bidders, respondents, and vendors to obtain feedback on JEA's procurement process. Such survey shall be on a form approved by JEA and participation in the survey shall be open to actual, interested and prospective bidders, respondents, and vendors. Survey topics may include, without limitation, various aspects of JEA's procurement process such as information transparency and accessibility, pre-conferences, bid submittal packages, evaluations, and awards. JEA shall consider such survey results during JEA's biennial review of its procurement code.

Survey distributed via email and placed on jea.com - June 22, 2021

Survey completion deadline - July 19, 2021

17 question / 25 participants

Supporting documentation is attached with survey questions and results

FY21 Annual Supplier Survey Summary



Q1: Please select the Procurement Category you work with the most regarding JEA bid opportunities.

Answered: 25 Skipped: 0

ANSWER CHOICES	RESPONSES
Electric & Compliance	16.00% 4
Environmental, Supply Chain Services, Security, Safety, HR, Legal, Facilities & Supplies	16.00% 4
Inventory, Fleet, Investment Recovery	4.00% 1
Information Technology, Telecom, Customer Service & Brand Management	20.00% 5
Water/Waste Water - Construction, Chemicals, Water, Engineering	44.00% 11
TOTAL	25

Q2: Are you aware of the new JEA Procurement Code updates?

Answered: 25 Skipped: 0

ANSWER CHOICES	RESPONSES
Yes	28.00% 7
No	72.00% 18
TOTAL	25

Q3: Is your company considered a minority owned business?

Answered: 13 Skipped: 12

ANSWER CHOICES	RESPONSES
Yes	0.00% 0
No	92.31% 12
Other (please specify)	7.69% 1
TOTAL	13

Q4: If your company is a minority owned business or a small business, what programs are you involved in?

Answered: 13 Skipped: 12

	YES	NO	N/A	TOTAL	WEIGHTED AVERAGE
Florida Office of Supplier Diversity	0.00% 0	15.38% 2	84.62% 11	13	0.00
JSEB - Jacksonville Small & Emerging Business Program	0.00% 0	15.38% 2	84.62% 11	13	0.00
National Minority Supplier Development Council	0.00% 0	15.38% 2	84.62% 11	13	0.00
System for Award Management (SAM)	0.00% 0	15.38% 2	84.62% 11	13	0.00
Women's Business Development Council	0.00% 0	15.38% 2	84.62% 11	13	0.00

FY21 Annual Supplier Survey Summary



Q5: Is your company part of a supplier diversity program with other companies?

Answered: 13 Skipped: 12

	YES	NO	N/A	TOTAL	WEIGHTED AVERAGE
COJ - City Of Jacksonville	7.69% 1	30.77% 4	61.54% 8	13	0.20
DCPS - Duval County Public Schools	0.00% 0	30.77% 4	69.23% 9	13	0.00
Florida Blue	0.00% 0	30.77% 4	69.23% 9	13	0.00
JAA - Jacksonville Aviation Authority	0.00% 0	30.77% 4	69.23% 9	13	0.00
Jaxport	0.00% 0	30.77% 4	69.23% 9	13	0.00
JEA	15.38% 2	30.77% 4	53.85% 7	13	0.33
JTA - Jacksonville Transportation Authority	0.00% 0	38.46% 5	61.54% 8	13	0.00

Q7: How do you find Oracle as a system?

Answered: 11 Skipped: 14

	ALWAYS	MOSTLY	SOMETIMES	RARELY	NEVER	TOTAL
Efficient	18.18% 2	45.45% 5	27.27% 3	0.00% 0	9.09% 1	11
Reliable	18.18% 2	45.45% 5	27.27% 3	0.00% 0	9.09% 1	11
User-Friendly	18.18% 2	36.36% 4	27.27% 3	9.09% 1	9.09% 1	11

Q6: What would drive participation from diverse suppliers?

Answered: 13 Skipped: 12

Respondents	Response Date	Responses
1	Jul 13 2021 01:38 PM	Wood always looks to fill specific local expertise with diverse, available talent. Wood has been recognized by the US Government with many awards for supporting small business across the United States.
2	Jul 13 2021 07:17 AM	N/A
3	Jul 12 2021 10:10 AM	Most of what we sell to JEA is company owned services and does not require any outside supplier involvement. We are one of the Top 50 companies for Diversity and included in that is Supplier Diversity.
4	Jul 12 2021 09:50 AM	Availability of diverse suppliers
5	Jul 12 2021 09:48 AM	Requirement from procurement, special project need
6	Jul 12 2021 09:42 AM	Knowing & participating on bids.
7	Jun 24 2021 12:37 PM	If the need arose.
8	Jun 23 2021 07:22 AM	I am not sure
9	Jun 23 2021 01:02 AM	N/A
10	Jun 22 2021 04:28 PM	N/A
11	Jun 22 2021 11:20 AM	Procuring some work for JEA
12	Jun 22 2021 11:20 AM	More match making events with GCs and small businesses
13	Jun 22 2021 11:06 AM	N/A

Q8: Are you happy with the speed at which your Purchase Order is processed by Procurement after your contract is executed?

Answered: 11 Skipped: 14

ANSWER CHOICES	RESPONSES
Yes	81.82% 9
No	18.18% 2
TOTAL	11



FY21 Annual Supplier Survey Summary

Q9: Have you used the iSupplier Portal to:

Answered: 11 Skipped: 14

	YES	NO	REQUIRE ADDITIONAL TRAINING	TOTAL	WEIGHTED AVERAGE
Update your company contacts?	36.36% 4	54.55% 6	9.09% 1	11	1.73
Verify your company address information?	36.36% 4	54.55% 6	9.09% 1	11	1.73
View/Submit Invoices?	27.27% 3	63.64% 7	9.09% 1	11	1.82
View/Acknowledge Purchase Orders?	45.45% 5	45.45% 5	9.09% 1	11	1.64
Update your company banking information?	27.27% 3	63.64% 7	9.09% 1	11	1.82
Upload your most current W9 document?	27.27% 3	63.64% 7	9.09% 1	11	1.82
Upload your Certificate of Insurance documents and information?	27.27% 3	63.64% 7	9.09% 1	11	1.82
Provide your company's business classification?	18.18% 2	72.73% 8	9.09% 1	11	1.91

Q10: How do you find Zycus as a system?

Answered: 11 Skipped: 14

	ALWAYS	MOSTLY	SOMETIMES	RARELY	NEVER	TOTAL
Efficient	18.18% 2	36.36% 4	9.09% 1	9.09% 1	27.27% 3	11
Reliable	18.18% 2	36.36% 4	9.09% 1	18.18% 2	18.18% 2	11
User-Friendly	18.18% 2	36.36% 4	9.09% 1	9.09% 1	27.27% 3	11

Q11: Is there anything in our Solicitation process you think is unnecessary or can be made more efficient?

Answered: 11 Skipped: 14

ANSWER CHOICES	RESPONSES
Yes	9.09% 1
No	90.91% 10
TOTAL	11

Q12: Is there anything in our Contract process you think is unnecessary or can be made more efficient?

Answered: 11 Skipped: 14

ANSWER CHOICES	RESPONSES
Yes	18.18% 2
No	81.82% 9
TOTAL	11

FY21 Annual Supplier Survey Summary



Q13: General ease of doing business with Procurement.

Answered: 9 Skipped: 16

	NOT SATISFIED = 1	2	3	4	VERY SATISFIED = 5	TOTAL	WEIGHTED AVERAGE
Communicating with supply chain personnel.	11.11% 1	0.00% 0	22.22% 2	33.33% 3	33.33% 3	9	3.78
Understanding upcoming projects that can be sourced.	11.11% 1	22.22% 2	11.11% 1	44.44% 4	11.11% 1	9	3.22
Engagement of the Procurement team with the business unit.	22.22% 2	0.00% 0	33.33% 3	22.22% 2	22.22% 2	9	3.22
Supplier set up in Oracle.	11.11% 1	22.22% 2	33.33% 3	22.22% 2	11.11% 1	9	3.00
Supplier set up in Zycus.	22.22% 2	22.22% 2	22.22% 2	22.22% 2	11.11% 1	9	2.78
Transparency of JEA Procurement.	33.33% 3	0.00% 0	22.22% 2	22.22% 2	22.22% 2	9	3.00

Q15: Working with JEA once a contract is issued.

Answered: 9 Skipped: 16

	NOT SATISFIED = 1	2	3	4	VERY SATISFIED = 5	TOTAL	WEIGHTED AVERAGE
Receiving finalized contract.	0.00% 0	11.11% 1	66.67% 6	0.00% 0	22.22% 2	9	3.33
Receiving purchase order.	0.00% 0	0.00% 0	66.67% 6	11.11% 1	22.22% 2	9	3.56
Receiving payment.	0.00% 0	0.00% 0	77.78% 7	11.11% 1	11.11% 1	9	3.33
Communication regarding service (day-to-day status reports, scorecards, supplier management system).	0.00% 0	11.11% 1	55.56% 5	22.22% 2	11.11% 1	9	3.33
Closing out the contract and receiving final	0.00% 0	0.00% 0	77.78% 7	11.11% 1	11.11% 1	9	3.33

Q14: Ability to bid on JEA work.

Answered: 9 Skipped: 16

	NOT SATISFIED = 1	2	3	4	VERY SATISFIED = 5	TOTAL	WEIGHTED AVERAGE
Pre-Bid meetings are efficient and effective.	11.11% 1	0.00% 0	44.44% 4	33.33% 3	11.11% 1	9	3.33
Solicitations including scope of work and bid documents required to submit are easy to understand.	22.22% 2	0.00% 0	33.33% 3	33.33% 3	11.11% 1	9	3.11
Ability to compete fairly for qualified work.	33.33% 3	0.00% 0	33.33% 3	11.11% 1	22.22% 2	9	2.89
Submitting proposals/bids via Zycus.	33.33% 3	0.00% 0	44.44% 4	11.11% 1	11.11% 1	9	2.67
Process to execute and receive final contract.	33.33% 3	11.11% 1	33.33% 3	0.00% 0	22.22% 2	9	2.67

Q16: Would your company work with JEA again?

Answered: 9 Skipped: 16

ANSWER CHOICES	RESPONSES	
Yes	77.78%	7
No	22.22%	2
TOTAL		9

FY21 Annual Supplier Survey Summary



Q17: Would you recommend working with JEA to other Vendors?

Answered: 9 Skipped: 16

ANSWER CHOICES	RESPONSES	
Yes	77.78%	7
No	22.22%	2
TOTAL		9



FY21 Procurement Contracts Awarded Report Detail

Quarter	Award Date	Title	Type of Award / Procurement Method	Service Type	Business Unit	Awardee	Contract Term	Start Date	End Date	Contract Amount
1	10/8/2020	OEM for Trojan UV Disinfection Systems	OEM	Equipment Purchase	W/WW	Trojan Technologies Inc.	5 Years w/ No Renewals	11/21/2020	11/20/2025	\$5,541,296.00
1	10/8/2020	Cisco SmartNet – Equipment Support and Maintenance of JEA's Cisco Infrastructure	CONTRACT EXTENSION	Equipment Purchase	IT	Presidio Networked Solutions LLC	Three (3) Years - One – 1 Yr. Renewal	10/1/2016	3/31/2021	\$252,229.23
1	10/8/2020	Boulevard Street Force Main and Water Main Replacement	BID (IFB)	Construction	W/WW	JAX Underground Utilities Inc.	Project Completion	11/25/2020	Project Completion (Expected: October 2021)	\$2,122,150.59
1	10/8/2020	PowerPlan Version Upgrade and Software Maintenance	PROPRIETARY	IT Hardware and Support	IT	Power Plan Consultants LLC	Three (3) Years w/No Renewals	11/1/2020	10/31/2023	\$1,201,542.75
1	10/8/2020	JEA Downtown Campus Owner's Representative	CONTRACT AMENDMENT	Professional Services	Facilities	CBRE Inc.	Project Completion	10/6/2017	Project Completion	\$238,580.00
1	10/8/2020	FDOT Edgewood Ave. South Resurfacing from US 17 to Cassat Ave.	JOINT PROJECT	Construction	W/WW	Florida Department of Transportation	Project Completion	6/25/2021	Project Completion (Expected:03/30/2022)	\$716,650.00
1	10/22/2020	Engineering Services for the New World Ave. - Waterworks to Chaffee Rd. 24 Inch Water Main Project	REQUEST FOR PROPOSAL (RFP)	Engineering	W/WW	Mott MacDonald Florida LLC	Project Completion	11/15/2020	4/30/2023	\$404,387.00
1	10/22/2020	Engineering Services for the Greenland Water Reclamation Facility (WRF)	CONTRACT AMENDMENT	Engineering	W/WW	Jacobs Engineering Group Inc.	Project Completion	1/18/2019	Project Completion (Expected: September 2024)	\$5,528,822.42
1	10/22/2020	Water/Wastewater Project Support Services	CONTRACT AMENDMENT	Professional Services	W/WW	Keville Enterprises Inc.	Five (5) Years w/Two (2) - 1 Yr. Renewals	7/1/2019	6/30/2024	(\$1,500,000.00)
1	10/22/2020	Online Survey and Customer Analytics Core XM Software	SOLE SOURCE	Professional Services	CS	Qualtrics, LLC	Three (3) Years	11/20/2020	11/19/2023	\$303,449.97
1	10/22/2020	General Construction (Small Projects)	CONTRACT AMENDMENT	Construction	Facilities	Multiple	Three (3) Years	6/13/2018	6/12/2021	\$66,369.72
		General Construction (Small Projects)				Auld & White Constructors LLC		6/13/2018	6/12/2021	\$22,123.24
		General Construction (Small Projects)				Warden Corporation		6/13/2018	6/12/2021	\$22,123.24
		General Construction (Small Projects)				Onas Corporation		6/13/2018	6/12/2021	\$22,123.24
1	10/22/2020	Electrical and Data Telecommunication Services	CONTRACT AMENDMENT	Construction	Facilities	Premier Communications Group Inc.	Five (5) Years w/One (1) – 1 Yr. Renewal	2/1/2018	1/31/2023	\$557,066.10
1	10/22/2020	Electric Cable and Fiber Installation for JEA Master Lift Stations	CONTRACT AMENDMENT	Construction	IT	Cook Electrical, Inc.	Project Completion	10/4/2018	Project Completion (Expected in FY 21)	\$268,109.94
1	10/22/2020	Baymeadows Park LLC - Real Estate Purchase	PROCUREMENT DIRECTIVE	Real Estate Purchase	Real Estate	Baymeadows Park LLC	Project Completion	11/1/2020	Project Completion	\$69,275.00
1	10/22/2020	Aluminum Sulfate – 48% Supplier	CONTRACT AMENDMENT	Chemical Supplies	W/WW	Chemtrade Chemicals US LLC	Five (5) Years w/One (1) – 1 Yr. Renewal	5/4/2018	5/3/2023	\$337,500.00
1	10/22/2020	SR200 – William Burgess Blvd To Police Lodge Rd - Trans - RW	REQUEST FOR PROPOSAL (RFP)	Engineering	W/WW	Mott MacDonald Florida LLC	Project Completion	11/15/2020	8/30/2023	\$609,464.00
1	10/29/2020	Interim CHRO and Transition Coach Consultant Services	SOLE SOURCE	Professional Services	HR	Dynamic Corporate Solutions, Inc.	Project Completion	11/2/2020	Project Completion	\$200,000.00
1	10/29/2020	Tenant Improvement Design Services for Proposed New JEA Corporate Headquarters	REQUEST FOR PROPOSAL (RFP)	Engineering/Architecture	Facilities	RS&H, Inc.	Project Completion	11/1/2020	Project Completion (Expected: 07/31/2022)	\$1,019,860.00
1	10/29/2020	FY20 and FY21 Dell Laptop and Related Equipment Purchases with 1 Year Support Contract	CONTRACT AMENDMENT	IT Hardware and Support	IT	CDW Government LLC	One (1) year w/ Two One (1) Year Renewals	5/8/2020	5/7/2021	\$644,144.55
1	10/29/2020	General Engineering Services for Water Wastewater and Reclaimed Water Plant Projects	CONTRACT AMENDMENT	Engineering	W/WW	Multiple	Three (3) Years w/Two (2) – 1 Yr. Renewals	12/5/2016	12/4/2021	\$2,200,000.00
		General Engineering Services for Water Wastewater and Reclaimed Water Plant Projects				Mittauer & Associates, Inc.		12/5/2016	12/4/2021	\$930,000.00
		General Engineering Services for Water Wastewater and Reclaimed Water Plant Projects				Hazen & Sawyer, P.C.		12/5/2016	12/4/2021	\$230,000.00
		General Engineering Services for Water Wastewater and Reclaimed Water Plant Projects				Constantine Engineering, LLC		12/5/2016	12/4/2021	\$740,000.00
		General Engineering Services for Water Wastewater and Reclaimed Water Plant Projects				Carollo Engineers, Inc.		12/5/2016	12/4/2021	\$300,000.00
1	10/29/2020	SJRPP Decommissioning - BSA Closure	BID (IFB)	Construction	Energy	J.B. Coxwell Contracting Inc.	Project Completion	12/1/2020	4/1/2021	\$5,960,226.00
1	10/29/2020	4kV Switchgear for Park & King Substation	SOLE SOURCE	Equipment Purchase	Energy	Switchgear Power Systems LLC	Project Completion	11/15/2020	(Estimated completion 09/30/2021)	\$430,235.00
1	10/29/2020	13.2kV Transformers for JEA HQ & FIS Building Riverside	SOLE SOURCE	Equipment Purchase	Energy	Wesco Distribution Inc	Project Completion	11/15/2020	(Estimated completion 09/30/2021)	\$1,449,499.99



FY21 Procurement Contracts Awarded Report Detail

Quarter	Award Date	Title	Type of Award / Procurement Method	Service Type	Business Unit	Awardee	Contract Term	Start Date	End Date	Contract Amount
1	11/5/2020	Pages Dairy Rd. - Felmor Rd. to Chester Ave. - Transmission Water Main - Construction	JOINT PROJECT	Construction	W/WW	Petticoat-Schmitt Civil Contractors, Inc.	Project Completion	1/15/2021	Project Completion (Expected: December 2021)	\$2,421,911.00
1	11/5/2020	Pages Dairy Rd. - Felmor Rd. to Chester Ave. - Transmission Water Main - CEI	JOINT PROJECT	Engineering	W/WW	England-Thims & Miller Inc	Project Completion	1/15/2021	Project Completion (Expected: December 2021)	\$507,050.28
1	11/5/2020	Telephony, Network, Internet & Telecommunications Services	CONTRACT AMENDMENT/ RENEWAL	IT Hardware and Support	IT	AT&T	Three (3) Years w/ Two (2) - 1 Yr. Renewals	12/1/2016	11/30/2021	\$986,209.63
1	11/5/2020	Arlington East Parallel Sludge Line Easement Rights Acquisition	PROCUREMENT DIRECTIVE	Real Estate Purchase	Real Estate	Multiple	Project Completion	11/6/2020	Project Completion	\$340,000.00
		Arlington East Parallel Sludge Line Easement Rights Acquisition				Jacksonville University		11/6/2020	Project Completion	\$95,000.00
		Arlington East Parallel Sludge Line Easement Rights Acquisition				OLT II, Inc.		11/6/2020	Project Completion	\$245,000.00
1	11/5/2020	Vegetation Management Services for JEA	CONTRACT RENEWAL	Repair and Maintenance Services	Energy	The Davey Tree Expert	One (1) Year w/ Two (2) - 1 Yr. Renewals	1/31/2019	1/31/2022	\$1,600,000.00
1	11/5/2020	Apex Trail Extension	DEVELOPER AGREEMENT	Construction	W/WW	John Woody, Inc.	Project Completion	11/30/2020	Project Completion (Expected: September 2021)	\$1,681,203.00
1	11/19/2020	Construction Management-at-Risk (CMAR) Services for the Bartram/US 1 and Cecil Field Water Main Projects	CONTRACT AMENDMENT	Construction	W/WW	Garney Companies, Inc.	Project Completion	8/1/2016	Project Completion (Expected: March 2022)	\$3,967,259.00
1	11/19/2020	Joint Agency Fuel Supply, Fuel Cards, & Related Services	CONTRACT AMENDMENT	Fuel	FLEET	GATE FLEET SERVICES	5 Years w/One (1) - 1 Yr. Renewals	8/1/2017	7/31/2022	\$2,246,568.11
1	11/19/2020	Solar Battery Customer Rebates	CONTRACT RENEWAL	Professional Services	CS	CLEAResult Consulting, LLC	One (1) Year w/Three (3) One (1) Year Renewals	1/24/2018	5/12/2021	\$330,101.40
1	11/19/2020	Owner's Representative Services for JEA Hardened Facility	SOLE SOURCE	Professional Services	Facilities	CBRE, Inc.	Project Completion	11/13/2020	Project Completion	\$303,978.00
1	11/19/2020	Southside Service Center (SSSC) Asphalt Paving Improvements	BID (IFB)	Construction	Facilities	Kudzue 3 Trucking, Inc.	Project Completion	1/1/2021	Project Completion (Expected May 28, 2021)	\$447,583.62
1	11/19/2020	Nassau County MOU - Engineering Services for William Burgess Blvd. 16" Water Main Extension	JOINT PROJECT	Engineering	W/WW	Nassau County	Project Completion	11/30/2020	Project Completion (Estimated: March 2021)	\$133,345.00
1	11/19/2020	Circuit 915 Partial Rebuild	BID (IFB)	Construction	Energy	Henkels & McCoy Inc	Project Completion	12/1/2020	Project Completion - Estimated Completion 03/12/2021	\$1,540,457.58
1	11/19/2020	Brandy Branch Battery UPS Replacement B50, B51, B52 & B53	SOLE SOURCE	Equipment Purchase and Services	Energy	Solid State Controls LLC, DBA Ametek Solidstate Controls	Project Completion	11/15/2020	Project Completion - Estimated by 09/30/2021	\$313,252.00
1	11/19/2020	Capital Asset Management Software (CAMS) Unifier Purchase, Implementation and Training	CHANGE ORDER	IT Software	IT	Oracle, Inc.	Project Completion	9/12/2019	Project Completion	\$189,510.00
1	11/19/2020	Oracle E-Business Suite (EBS), Oracle Databases, Middleware Maintenance and Support	PROPRIETARY	IT Support	IT	Oracle America Inc.	One (1) Year	12/1/2020	11/30/2021	\$2,895,506.84
1	11/19/2020	COVID-19 Return to Work Testing	EMERGENCY	Professional Services	HR	Mayo Clinic of Florida	Seven Months w/ No Renewals	4/1/2020	11/1/2020	\$96,464.00
1	11/19/2020	Non-JEA Electric Utilities	SOLE SOURCE	Utility Services	Facilities	Multiple	One Year w/ No Renewals	10/1/2020	9/30/2021	\$1,278,546.00
		Non-JEA Electric Utilities				Beaches Energy Services		10/1/2020	9/30/2021	\$235,000.00
		Non-JEA Electric Utilities				Clay Electric Cooperative Inc.		10/1/2020	9/30/2021	\$16,000.00
		Non-JEA Electric Utilities				Florida Power & Light Co.		10/1/2020	9/30/2021	\$672,546.00
		Non-JEA Electric Utilities				St. Johns County Utility Department		10/1/2020	9/30/2021	\$355,000.00
1	12/3/2020	Network Protectors for JEA Inventory Stock	CONTRACT AMENDMENT	Inventory Materials	INVENTORY	COOPER POWER SYSTEMS, LLC	5 Years w/ No Renewals	2/6/2020	2/5/2025	\$481,033.00
1	12/3/2020	Fire Resistant Clothing	CONTRACT INCREASE	Clothing/Materials	Energy	Opin LLC, DBA American FR and Safety	Three (3) Years w/Two (2) - 1 Yr. Renewals	10/1/2019	9/30/2022	\$33,500.00
1	12/3/2020	Workforce Engagement Management (WEM) Software Solution and Implementation	INVITATION TO NEGOTIATE (ITN)	IT Software	CS	Replay Systems, Inc	Five (5) Years w/ One (1) - 1 Yr. Renewal	1/1/2021	12/31/2026	\$974,990.00



FY21 Procurement Contracts Awarded Report Detail

Quarter	Award Date	Title	Type of Award / Procurement Method	Service Type	Business Unit	Awardee	Contract Term	Start Date	End Date	Contract Amount
1	12/3/2020	Environmental Sampling and Analysis for JEA	CONTRACT AMENDMENT	Professional Services	Environmental	Pace Analytical Services LLC	Three (3) Years w/Two (2) – 1 Yr. Renewals	10/5/2017	10/4/2021	\$100,000.00
1	12/3/2020	Leased Modular Buildings to House Technical Training at NGS	CONTRACT EXTENSION	Equipment Lease	Facilities	Vesta Housing Solutions LLC dba Vesta Modular	Three (3) Years	12/1/2017	01/31/2022 (estimated completion of JUTC)	\$92,250.00
1	12/3/2020	Stop Loss Policy	INVITATION TO NEGOTIATE (ITN)	Medical Policy	HR	Blue Cross Blue Shield of Florida, Inc	One (1) Year	1/1/2021	12/31/2021	\$1,488,974.00
1	12/3/2020	Group Medical ASO and PBM Plan	CONTRACT RENEWAL	Medical Policy	HR	Blue Cross Blue Shield of Florida, Inc.	One (1) Year w/Four (4) – 1 Yr. Renewals	1/1/2018	12/31/2021	\$33,223,355.50
1	12/10/2020	JEA Light and Medium Duty Vehicle Procurement Acquisition	BID (IFB)	Fleet Purchase	FLEET	Multiple	Project Completion	12/10/2020	N/A	\$3,002,922.56
		JEA Light and Medium Duty Vehicle Procurement Acquisition				Duval Ford		12/10/2020	N/A	\$1,707,618.00
		JEA Light and Medium Duty Vehicle Procurement Acquisition				Coggin Ford		12/10/2020	N/A	\$1,008,698.00
		JEA Light and Medium Duty Vehicle Procurement Acquisition				Beck Auto Sales, Inc.		12/10/2020	N/A	\$286,606.56
1	12/10/2020	Property and Casualty Insurance Brokerage Services	REQUEST FOR PROPOSAL (RFP)	Insurance Services	Finance	Arthur J. Gallagher Risk Management Services, Inc.	Three (3) Years w/One (1) – One (1) Yr. Renewal	1/1/2021	12/31/2023	\$43,699,609.00
1	12/10/2020	Construction Management-at-Risk (CMAR) Services for the Nassau Water Reclamation Facility (WRF) Upgrade Projects	REQUEST FOR PROPOSAL (RFP)	Construction	W/WW	The Haskell Company	Project Completion	1/5/2021	Project Completion (Expected: July 2024)	\$420,020.00
1	12/10/2020	Fabrication and Shipping of Baymeadows Substation Communication Tower	BID (IFB)	Construction	IT	Sabre Corporation	Project Completion	12/15/2020	Project Completion	\$332,492.00
1	12/10/2020	East Pointe Baptist Church, Inc. – Land Acquisition	PROCUREMENT DIRECTIVE	Real Estate Purchase	Real Estate	East Pointe Baptist Church, Inc	Project Completion	12/4/2020	Project Completion	\$332,500.00
1	12/10/2020	Deerwood Replacement Well – Real Estate Award	PROCUREMENT DIRECTIVE	Real Estate Purchase	Real Estate	Multiple	Project Completion	12/4/2020	Project Completion	\$265,000.00
		Deerwood Replacement Well – Real Estate Award				Forest Blvd Baptist Church, Inc.		12/4/2020	Project Completion	\$100,000.00
		Deerwood Replacement Well – Real Estate Award				Eric W. Evans and Linda C. Evans		12/4/2020	Project Completion	\$165,000.00
1	12/10/2020	PVCP/Gate Property Swap – Real Estate Award	PROCUREMENT DIRECTIVE	Real Estate	Real Estate	PV Commercial Properties, Inc.	Project Completion	12/4/2020	Project Completion	\$0.00
1	12/10/2020	Project Services Agreement for TEA Connected Analytics™ Services	SOLE SOURCE	Professional Services	Energy	The Energy Authority, Inc	Three (3) Years w/ Two (2) - 1 Yr. Renewals	1/1/2021	12/31/2023	\$478,434.31
1	12/10/2020	JEA Non-Destructive Testing Services	CONTRACT AMENDMENT	Professional Services	Energy	Mistras Group Inc.	Five (5) Years w/ One (1) - 1 Yr. Renewals	3/19/2018	3/18/2023	\$94,633.00
1	12/17/2020	Construction Management-at-Risk (CMAR) Services for the Greenland WRF	CONTRACT AMENDMENT	Construction	W/WW	The Haskell Company	Project Completion	8/22/2019	Project Completion (Expected: December 2021)	\$9,479,822.00
1	12/17/2020	Cured-In-Place Pipe (CIPP) Unit Price Construction	BID (IFB)	Construction	W/WW	Insituform Technologies, LLC	Three (3) Years w/Two (2) - 1 Yr. Renewals	12/20/2020	12/19/2023	\$1,500,000.00
1	12/17/2020	TEA and JEA Water System Optimization Software Application Project	SOLE SOURCE	IT Software and Services	CS	The Energy Authority	Project Completion (8 weeks)	1/30/2021	Project Completion (8 weeks)	\$40,000.00
1	12/17/2020	Normandy Substation Controls Project	BID (IFB)	Construction	Energy	C & C Powerline Inc.	Project Completion	1/15/2021	Project Completion - Estimated Completion 06/30/2021	\$744,359.70
1	12/17/2020	4511 Spring Park Rd Pump Station Rehab and Upgrade	BID (IFB)	Construction	W/WW	Williams Industrial Services, LLC	Project Completion	3/11/2021	Project Completion (Expected: April 2022)	\$3,358,137.98
1	12/17/2020	Beverly Hills West Septic Tank Phase-Out Project	BID (IFB)	Construction	W/WW	J. B. Coxwell Contracting, Inc.	Project Completion	1/5/2021	Project Completion (Expected: November 2022)	\$20,987,000.00
1	12/17/2020	Beverly Hills West Septic Tank Phase-Out Project	CONTRACT AMENDMENT	Engineering	W/WW	Jones, Edmunds & Associates Inc	Project Completion	10/15/2018	Project Completion (Expected: November 2022)	\$1,192,240.00
1	12/17/2020	Procurement E-Sourcing and Contract Lifecycle Management Cloud SaaS Software Solution License Subscription Purchase, Implementation, and Integration	CHANGE ORDER	IT Software and Services	IT	Zycus, Inc.	Three (3) Years w/ Two (2) - One (1) Year Renewals	11/15/2019	11/14/2022	\$1,715.00



FY21 Procurement Contracts Awarded Report Detail

Quarter	Award Date	Title	Type of Award / Procurement Method	Service Type	Business Unit	Awardee	Contract Term	Start Date	End Date	Contract Amount
1	12/17/2020	Schweitzer Engineering Laboratories (SEL) Equipment - JEA Approved Standard	CONTRACT AMENDMENT	Equipment Purchase	Energy	Schweitzer Engineering Laboratories Inc. and its affiliate SEL Engineering Services Inc.	Three (3) Years w/Two (2) – 1 Yr. Renewals	1/1/2021	12/31/2023	\$2,963,109.80
1	12/17/2020	Ponte Vedra Blvd 6-inch CI Water Main Replacement	BID (IFB)	Construction	W/WW	DB Civil Construction, LLC	Project Completion	1/19/2021	Project Completion (Expected: November 2021)	\$3,319,011.00,
1	12/17/2020	Construction Services for the Holiday Road Master Pump Station (MPS) Rehabilitation	BID (IFB)	Construction	W/WW	Williams Industrial Services, LLC	Project Completion	2/24/2021	Project Completion (Expected: April 2022)	\$1,838,452.76
1	12/17/2020	4kV Transformer for Park & King Substation	INVITATION TO NEGOTIATE (ITN)	Equipment Purchase	Energy	Gresco Distribution Inc. representing Delta StarTransformer Inc.	Project Completion	1/1/2021	Project Completion (Est. 12 months)	\$617,571.90
1	12/17/2020	Repair and Installation of Industrial Automatic Gate and Door Systems	BID (IFB)	Repair and Maintenance Services	Compliance	Armstrong Fence Co	Five (5) Years w/One (1) – 1 Yr. Renewal	12/22/2020	12/21/2025	\$2,388,000.00
1	12/17/2020	Repair and Installation of Access Control Systems	BID (IFB)	Repair and Maintenance Services	Compliance	G4S Secure Integration LLC	Five (5) Years w/One (1) 1-Yr. Renewal	12/15/2020	12/14/2025	\$5,467,000.00
1	12/17/2020	Repair and Installation of Video Surveillance Systems	BID (IFB)	Repair and Maintenance Services	Compliance	United Security Alliance Inc.	Five (5) Years w/One (1) – 1 Yr. Renewal	12/15/2020	12/14/2025	\$6,400,000.00
1	12/17/2020	Water and Wastewater Materials for JEA Inventory Stock	INVITATION TO NEGOTIATE (ITN)	Inventory Materials	INVENTORY	Ferguson Enterprises, LLC	One (1) Year	1/1/2021	12/31/2021	\$4,776,285.60
1	12/17/2020	FY21 Purchase of Four (4) Trailer Mounted Generators	PIGGYBACK	Equipment Purchase	W/WW	Mid-Florida Diesel	Project Completion	1/5/2021	Project Completion (Expected: 5/31/2021)	\$352,528.00
2	1/7/2021	Water Treatment Program for Chilled Water Plants	REQUEST FOR PROPOSAL (RFP)	Professional Services	W/WW	NALCO COMPANY LLC	Five (5) years w/Two (2) - 1 Yr. Renewals	1/11/2021	1/10/2026	\$684,564.75
2	1/7/2021	SCADA Field Services for JEA Water/Wastewater	BID (IFB)	Professional Services	W/WW	A ADVANTAGE ELECTRIC, INC.	Five (5) Years w/ Two (2) - 1 Yr. Renewals	1/10/2021	1/9/2026	\$950,000.00
2	1/7/2021	Communication Tower Site Lease	CONTRACT RENEWAL	Lease	IT	SBA COMMUNICATIONS CORPORATION	Five (5) Years w/ One (1) – 5 Yr. Renewal	5/1/2020	4/30/2025	\$500,634.81
2	1/7/2021	Repair, Installation, and Testing of Fire Alarm and Sprinkler Systems	BID (IFB)	Repair and Maintenance Services	Compliance	AGENT FIRE LLC	Five (5) Years w/ One (1) – 1 Yr. Renewal	12/16/2020	12/15/2025	\$2,408,000.00
2	1/7/2021	JEA Vacuum Truck Procurement Acquisition	INVITATION TO NEGOTIATE (ITN)	Fleet Purchase	FLEET	ENVIRONMENTAL PRODUCTS GROUP, INC.	Project Completion	1/7/2021	Project Completion	\$747,488.00
2	1/7/2021	JEA Heavy Duty Vehicle Procurement Acquisition	INVITATION TO NEGOTIATE (ITN)	Fleet Purchase	FLEET	Multiple	Project Completion	1/7/2021	Project Completion	\$1,528,269.00
		JEA Heavy Duty Vehicle Procurement Acquisition				ORLANDO FREIGHTLINER		1/7/2021	Project Completion	\$1,131,762.00
		JEA Heavy Duty Vehicle Procurement Acquisition				NEXTRAN TRUCK CENTERS JACKSONVILLE		1/7/2021	Project Completion	\$396,507.00
2	1/7/2021	JEA Aerial Duty Vehicle Procurement Acquisition	INVITATION TO NEGOTIATE (ITN)	Fleet Purchase	FLEET	Multiple	Project Completion	1/7/2021	Project Completion	\$3,533,406.00
		JEA Aerial Duty Vehicle Procurement Acquisition				VERSALIFT SOUTHWEST LLC		1/7/2021	Project Completion	\$1,901,176.00
		JEA Aerial Duty Vehicle Procurement Acquisition				ALTEC INDUSTRIES, INC.		1/7/2021	Project Completion	\$1,632,230.00
2	1/14/2021	5th St. W. - Imeson Rd to Melson Ave - Trans - New - FM	BID (IFB)	Construction	W/WW	PETTICOAT – SCHMITT CIVIL CONTRACTORS, INC.	Project Completion	3/29/2021	Project Completion (Expected: November 2022)	\$9,004,152.00
2	1/14/2021	Communication Tower Site Lease	CONTRACT RENEWAL		IT	PINNACLE TOWERS ACQUISITION LLC	Five (5) Years w/ Five (5) – 5-Yr IRenewals	1/1/2020	12/31/2024	\$791,062.11
2	1/14/2021	Owner’s Representative Services for Technology, Security, and Facilities Systems for New JEA Headquarters (HQ1)	CHANGE ORDER	Lease	Compliance	H. STEPHEN JONES AND ASSOCIATES, INC.	Project Completion	4/30/2020	Project Completion (Expected: September 2022)	\$148,500.00
2	1/14/2021	Underground Water, Wastewater and Reuse Grid Repair and Installation Services	CONTRACT INCREASE	Repair and Maintenance Services	W/WW	Multiple	One Year w/Two (2) – 1 Yr. Renewals	12/1/2018	11/30/2021	\$4,500,000.00
		Underground Water, Wastewater and Reuse Grid Repair and Installation Services				PETTICOAT-SCHMITT CIVIL CONTRACTORS INC.		12/1/2018	11/30/2021	\$1,500,000.00
		Underground Water, Wastewater and Reuse Grid Repair and Installation Services				J.B. COXWELL CONTRACTING INC.		12/1/2018	11/30/2021	\$1,500,000.00
		Underground Water, Wastewater and Reuse Grid Repair and Installation Services				CALLAWAY CONTRACTING INC.		12/1/2018	11/30/2021	\$1,500,000.00
2	1/14/2021	Subsurface evaluation for Downtown – Extend Chilled Water System to New JEA Office & Ed Ball Building	BID (IFB)	Construction	W/WW	T B LANDMARK CONSTRUCTION, INC.	Project Completion	1/19/2021	Project Completion (Expected: July 2021)	\$100,000.00



FY21 Procurement Contracts Awarded Report Detail

Quarter	Award Date	Title	Type of Award / Procurement Method	Service Type	Business Unit	Awardee	Contract Term	Start Date	End Date	Contract Amount
2	1/21/2021	COVID-19 Mobile Screening Services	REQUEST FOR PROPOSAL (RFP)	Professional Services	HR	Unify Health Services LLC	One (1) Year w/ Two (2) – One (1) Yr. Renewals	2/1/2021	1/31/2022	\$364,722.75
2	1/21/2021	Engineering Services for the 5104 118th St - Class III/IV PS and 6217 Wilson Blvd. - Class III/IV PS Rehabilitation Projects	REQUEST FOR PROPOSAL (RFP)	Engineering	W/WW	Constantine Engineering, LLC	Project Completion	2/1/2021	Project Completion (Expected: July 2023)	\$822,451.00
2	1/21/2021	Facilities Janitorial Service – Open Market for Downtown, Service Centers and Other Sites	RESCIND	Professional Services	Facilities	N/A	N/A	N/A	N/A	N/A
2	1/29/2021	Jammes Rd. Water Main Installation	BID (IFB)	Construction	W/WW	THE KENTON GROUP, INC. DBA BALDWIN'S QUALITY PLUMBING	Project completion	3/29/2021	Project Completion (Expected: November 2021)	\$976,137.00
2	1/29/2021	RiverTown Main Street Phase 3	DEVELOPER AGREEMENT	Construction	W/WW	MATTAMY JACKSONVILLE LLC/GRIMES UTILITIES, INC.	Project completion	4/5/2021	Project Completion (Est. 09/2021)	\$817,475.00
2	1/29/2021	Network Submersible Transformers for JEA Inventory Stock	BID (IFB)	Inventory Materials	INVENTORY	WESCO DISTRIBUTION INC.	Three (3) Years	2/14/2021	2/13/2024	\$1,592,760.74
2	1/29/2021	4th Street West Brick Rebuild from Pearl St. to Main St.	JOINT PROJECT	Construction	W/WW	CAPPS LAND MANAGEMENT & MATERIAL LLC	Project Completion	1/28/2021	Project Completion (Est. 09/2021)	\$331,368.25
2	1/29/2021	NGS Unit 3 – EX2000 DFE UPGRADE to EX2100	OEM	Equipment Purchase and Services	Energy	BAKER HUGHES HOLDINGS, LLC DBA NEXUS CONTROLS LLC	Project Completion	1/29/2021	Project Completion Estimated by 12/30/2021	\$521,601.00
2	1/29/2021	Deerwood to Greenland W-SIPS-Easement Acquisition	PROCUREMENT DIRECTIVE	Real Estate Purchase	Real Estate	POINT MEADOWS PROPERTIES, LLP	Project Completion	2/1/2021	Project Completion	\$86,800.00
2	1/29/2021	Geotechnical and Material Field Laboratory Testing and Inspection Services	CONTRACT AMENDMENT	Inspection Services	W/WW	CSI GEO, INC.	Three (3) Years w/Two (2) - 1 Yr. Renewals	8/14/2019	8/13/2022	\$294,669.00
2	2/4/2021	JEA Aerial Duty Vehicle Procurement Acquisition	CONTRACT ASSIGNMENT	Fleet Purchase	INVENTORY	TIME MANUFACTURING COMPANY	Project Completion	1/28/2021	Project Completion	\$1,901,176.00
2	2/4/2021	Three-Phase Transformers for JEA Inventory Stock	CONTRACT AMENDMENT	Inventory Materials	INVENTORY	GRESKO SUPPLY	Eighteen Months	9/1/2019	3/1/2021	\$963,507.01
2	2/4/2021	Three-Phase Transformers for JEA Inventory Stock	CONTRACT AMENDMENT	Inventory Materials	INVENTORY	WESCO DISTRIBUTION, INC.	Eighteen Months	9/1/2019	3/1/2021	\$76,596.73
2	2/4/2021	Palm Avenue Water Main (WM) Replacement	JOINT PROJECT	Construction	W/WW	J.B. COXWELL CONTRACTING, INC.	Project Completion	3/1/2021	Project Completion (Est. 04/2022)	\$1,311,847.50
2	2/4/2021	FY20 and FY21 Cisco Equipment and Support Purchases with 1 Year Support Contract (Replacement Server Purchase)	CONTRACT AMENDMENT	IT Hardware and Support	IT	PRESIDIO NETWORK SOLUTIONS LLC	One (1) year w/ Two One (1) Year Renewals	5/8/2020	5/7/2021	\$301,945.48
2	2/4/2021	Purchase and Installation of Generators for JEA Lift Stations	BID (IFB)	Equipment Purchase	W/WW	ZABATT ENGINE SERVICES, INC. dba: ZABATT POWER SYSTEMS INC.	Project Completion	2/15/2021	Project Completion (Estimated: September 2021)	\$549,082.90
2	2/4/2021	Production Well Drilling - Part 1 of RiverTown Water Treatment Plant Project	RESCIND	Construction	W/WW	N/A	N/A	N/A	N/A	N/A
2	2/4/2021	Herlong Circuit 692 Replacement Project	BID (IFB)	Construction	Energy	MARMON UTILITY LLC	Project Completion	01/04/2021 (05/07/2021 - Construction Start)	Project Completion (Expected: 07/30/2021)	\$1,752,499.49
2	2/4/2021	Beaver Street Patrol Road Construction Services	BID (IFB)	Construction	Energy	SUPERIOR ROW SERVICES, LLC	Project Completion	02/10/2021 (03/01/2021 - Construction Start)	07/15/2021 (Construction Completion)	\$766,637.16
2	2/4/2021	Purchase of Trailer Mounted Pumps	BID (IFB)	Fleet Purchase	FLEET	Multiple	Project Completion	2/15/2021	Project Completion (Expected: September 2021)	\$567,097.00
		Purchase of Trailer Mounted Pumps				AMCO PUMP MANUFACTURING, INC.		2/15/2021	Project Completion (Expected: September 2021)	\$391,433.00
		Purchase of Trailer Mounted Pumps				POWER AND PUMPS, INC.		2/15/2021	Project Completion (Expected: September 2021)	\$175,664.00
2	2/18/2021	FDOT-437319-1 SR 10 - Beaver St Water Main and Gravity Sewer Replacement – Edgewood Ave N to McDuff Ave N	JOINT PROJECT	Construction	W/WW	FLORIDA DEPT OF TRANSPORTATION	Project Completion	4/21/2021	Project Completion (Expected: April 2022)	\$1,049,194.77



FY21 Procurement Contracts Awarded Report Detail

Quarter	Award Date	Title	Type of Award / Procurement Method	Service Type	Business Unit	Awardee	Contract Term	Start Date	End Date	Contract Amount
2	2/18/2021	FDOT-439368-1 SR 212- (US90/Beach Blvd) from Southside Blvd to Eve Dr. – Water Main Replacement	JOINT PROJECT	Construction	W/WW	FLORIDA DEPT OF TRANSPORTATION	Project Completion	8/1/2021	Project Completion (Expected: Feb 2022)	\$417,470.70
2	2/18/2021	Continuing Engineering Services- Fiber Optic Route Design and Engineering- Transmission and Distribution	REQUEST FOR PROPOSAL (RFP)	Engineering	IT	PICKETT & ASSOCIATES, INC.	Three (3) Years w/One (1) - 1 Yr. Renewal	2/15/2021	2/14/2024	\$750,000.00
2	2/18/2021	Timawatha Ave. Force Main Replacement	BID (IFB)	Construction	W/WW	THE KENTON GROUP, INC. DBA BALDWIN'S QUALITY PLUMBING	Project Completion	3/29/2021	Project Completion (Expected: September 2021)	\$420,810.12
2	2/18/2021	Veterans Parkway - Stillwater Subdivision	DEVELOPER AGREEMENT	Construction	W/WW	LENNAR HOMES, LLC./BAKER	Project Completion	7/1/2021	Project Completion (Est. 02/2022)	\$3,095,185.44
2	2/26/2021	Twin Creeks Reclaimed Water Re-Pump Station Improvements - Phase II	BID (IFB)	Construction	W/WW	WILLIAMS INDUSTRIAL SERVICES, LLC	Project Completion	3/18/2021	Project Completion (Expected: June 2022)	\$4,584,949.07
2	2/26/2021	Customer Alerts and Preferences	SOLE SOURCE	Professional Services	CS	MESSAGE BROADCAST	Three (3) Years, No Renewals	3/12/2021	3/11/2024	\$1,809,000.00
2	2/26/2021	Combustion Turbine 7B Parts Refurbishment	RESCIND	Repair and Maintenance Services	Energy	N/A	N/A	N/A	N/A	\$0.00
2	2/26/2021	Forest Trail Patrol Road Construction Services	BID (IFB)	Construction	Energy	SUPERIOR ROW SERVICES, LLC	Project Completion	3/9/2021	Project Completion (Expected: 7/2021)	\$449,463.59
2	2/26/2021	Engineering Services for the Arlington East Water Reclamation Facility (WRF) Upgrades Project	CONTRACT AMENDMENT	Engineering	W/WW	HAZEN AND SAWYER	Project Completion	4/1/2019	Project Completion (Expected: February 2023)	\$7,137,148.00
2	2/26/2021	Portable Diesel Pump Rental for Hurricane Season	BID (IFB)	Equipment Rental	W/WW	SUNBELT RENTALS, INC.	Two (2) Years w/ Two (2) – One (1) Yr. Renewals	4/1/2021	3/31/2023	\$563,640.00
2	2/26/2021	FDOT Edgewood Ave. South Resurfacing from US 17 to Cassat Ave.	JOINT PROJECT	Construction	W/WW	FLORIDA DEPT OF TRANSPORTATION	Project Completion	6/25/2021	Project Completion (Expected: March 2022)	\$154,563.32
2	3/4/2021	Recycling, Solid Waste Hauling, and Disposal Services	CONTRACT ASSIGNMENT	Professional Services	Facilities	GFL SOLID WASTE SOUTHEAST LLC	Five (5) Years w/ One (1) – 1 Yr. Renewal	8/17/2016	8/16/2021	\$62,000.00
2	3/4/2021	JEA Nassau Regional Water Treatment Plant (WTP) Wellhead No. 3 and Water Main Improvements	CONTRACT AMENDMENT	Construction	W/WW	WILLIAMS INDUSTRIAL SERVICES, INC.	Project Completion	9/16/2019	Project Completion (Expected: 03/2021)	\$63,879.69
2	3/4/2021	Integrated Water Resource Plan (IWRP)	CONTRACT AMENDMENT	Engineering	W/WW	CDM SMITH INC.	Project Completion	3/28/2019	Project Completion (Expected: April 2022)	\$188,090.00
2	3/4/2021	Fleet Services Operations Building Renovation Design Services	REQUEST FOR PROPOSAL (RFP)	Professional Services	Facilities	RODRIGUEZ ARCHITECTURE, LLC	Project Completion	3/8/2021	Project Completion (Expected by 07/15/2021)	\$169,760.00
2	3/4/2021	Steam and Combustion Turbine Maintenance, Repair and Overhaul Services for JEA	REQUEST FOR PROPOSAL (RFP)	Repair and Maintenance Services	Energy	MECHANICAL DYNAMICS & ANALYSIS LLC	Five (5) years w/ Two (2) - 1 Yr. Renewals	3/9/2021	3/8/2026	\$14,000,000.00
2	3/4/2021	Engineering Services for Nassau Regional Water Reclamation Facility Projects	CONTRACT AMENDMENT	Engineering	W/WW	HAZEN AND SAWYER	Project Completion	5/1/2018	Project Completion (Expected: October 2024)	\$9,630,444.00
2	3/11/2021	Construction Management-at-Risk (CMAR) Services for the Southwest Water Reclamation Facility (WRF) Expansion	CONTRACT AMENDMENT	Construction	W/WW	Garney Companies, Inc.	Project Completion	1/3/2020	Project Completion (Expected: January 2024)	\$3,206,159.00
2	3/11/2021	GE Long Term Service Agreement (L TSA) - Amendment 7 – BBGS CT1 and KGS CT7 combustion turbine rotor replacements and upgrades	CONTRACT AMENDMENT	Equipment Purchase and Services	Energy	GENERAL ELECTRIC INTERNATIONAL	None Given	6/26/2000	12/31/2028	\$22,271,269.00
2	3/11/2021	Buckman Fence Replacement Project	BID (IFB)	Construction	Energy	Armstrong Fence Co	Project Completion	3/31/2021	Project Completion (09/30/2021)	\$458,480.00



FY21 Procurement Contracts Awarded Report Detail

Quarter	Award Date	Title	Type of Award / Procurement Method	Service Type	Business Unit	Awardee	Contract Term	Start Date	End Date	Contract Amount
2	3/25/2021	Restoration of Disturbed Sod (South/East)	CONTRACT AMENDMENT	Professional Services	W/WW	AMERICAN CONSTRUCTION ENTERPRISES OF NE FL. INC.	Five (5) Years w/ One (1) – 1 Yr. Renewal	7/9/2018	03/28/2022 (Contract will be terminated early, see Background/Recommendations)	\$473,195.30
2	3/25/2021	Water/Wastewater Capital Program Management	CONTRACT AMENDMENT	Professional Services	W/WW	JACOBS ENGINEERING GROUP INC.	Five (5) Years w/Two (2) - 1 Yr. Renewals	7/1/2019	6/30/2024	\$7,048,749.00
2	3/25/2021	Wet-Well Degreaser	PROPRIETARY	Chemical Supplies	W/WW	SUN PROFESSIONAL SUPPLY LLC	Three (3) Years w/Two (2) – One (1) Yr. Renewals	3/25/2021	3/24/2021	\$535,000.00
2	3/25/2021	JEA Forklift Procurement Acquisition	RESCIND	Fleet Purchase	Facilities	N/A	N/A	N/A	N/A	\$0.00
2	3/25/2021	Walk-In Payments – Third Party Payment Processor	REQUEST FOR PROPOSAL (RFP)	Professional Services	CS	WESTERN UNION GLOBAL PAYMENTS	Three (3) Years w/ Two (2) - One (1) Yr. Renewals	6/20/2021	6/19/2024	\$1,217,250.00
2	3/25/2021	Cisco Support Flex Agreements for JEA's Contact Center, Voice Business Phone System, and Webex Meetings	BID (IFB)	Professional Services	TS	PRESIDIO NETWORKED SOLUTIONS, LLC	Four (4) Years with no renewals	3/31/2021	3/30/2025	\$1,332,216.00
2	3/25/2021	Blacks Ford Water Reclamation Facility Warehouse and Site Improvement Design Services	REQUEST FOR PROPOSAL (RFP)	Engineering	Facilities	BHIDE & HALL ARCHITECTS, P.A.	Project Completion	4/1/2021	Project Completion (Expected by 09/15/2021)	\$145,000.00
2	3/25/2021	Progressive Design-Build Services for the JEA Utility Training Center (JUTC) Renovation Project	REQUEST FOR PROPOSAL (RFP)	Engineering/Construction Services	Facilities	AULD & WHITE CONSTRUCTORS, LLC	Project Completion	4/1/2021	Project Completion (Expected: April 2022)	\$164,300.00
2	3/25/2021	Progressive Design-Build Services for the Southside Services Center (SSSC) Renovation Project	REQUEST FOR PROPOSAL (RFP)	Engineering/Construction Services	Facilities	AULD & WHITE CONSTRUCTORS, LLC	Project Completion	4/1/2021	Project Completion (Expected: November 2022)	\$185,300.00
2	3/25/2021	Maintenance, Repair and Overhaul (MRO) Material Blankets	CONTRACT RENEWAL	Repair and Maintenance Services	W/WW	Multiple	Three (3) Years w/Two (2) - 1 Yr. Renewals	3/22/2018	3/21/2022	\$6,881,000.00
		Maintenance, Repair and Overhaul (MRO) Material Blankets				WORLD ELECTRIC SUPPLY		3/22/2018	3/21/2022	\$3,434,000.00
		Maintenance, Repair and Overhaul (MRO) Material Blankets				JO KELL INC.		3/22/2018	3/21/2022	\$3,447,000.00
2	3/25/2021	Construction Management-at-Risk (CMAR) Services for the Buckman Biosolids Conversion Projects	CONTRACT AMENDMENT	Construction	W/WW	WHARTON-SMITH INC	Project Completion	1/6/2020	Project Completion (Expected: September 2024)	\$17,800,520.00
3	4/1/2021	Water Meter Endpoint	SOLE SOURCE	Equipment Purchase	CS	LANDIS+GYR TECHNOLOGY, INC.	One-Time Purchase	4/5/2021	One-Time Purchase	\$352,000.00
3	4/1/2021	Energy Exemplar® Software License and Plexos Cloud Subscription/Support Agreement	SOLE SOURCE	IT Software and Support	TS	ENERGY EXEMPLAR LLC	Five (5) Years w/ One - 1 Yr. Renewal	4/15/2021	4/14/2026	\$920,000.00
3	4/1/2021	General Construction Services - Electric Plants	CONTRACT INCREASE	Repair and Maintenance Services	Energy	Multiple	Five (5) Years, One (1) – 1 Yr. Renewal	8/14/2017	8/13/2022	\$6,535,000.00
		General Construction Services - Electric Plants				WG YATES & SONS CONSTRUCTION CO		8/14/2017	8/13/2022	\$4,249,000.00
		General Construction Services - Electric Plants				WW GAY MECHANICAL CONTRACTORS INC.		8/14/2017	8/13/2022	\$2,286,000.00
3	4/1/2021	Electric Plant Scaffolding Services	CONTRACT INCREASE	Professional Services	Energy	SUNBELT RENTALS, INC.	Five (5) Years, One (1) – 1 Yr. Renewal	7/2/2018	7/1/2023	\$3,047,000.00
3	4/8/2021	Buckman Water Reclamation Facility (WRF) - Biosolids Dryer Rebuild - Andritz	OEM	Equipment Purchase	W/WW	ANDRITZ SEPARATION, INC.	Project Completion	4/1/2021	Project Completion (Expected: September 2022)	\$7,615,539.00
3	4/8/2021	Mandarin Road Loop Connection - Trans - New - WM	BID (IFB)	Construction	W/WW	THE KENTON GROUP, INC. DBA BALDWIN'S QUALITY PLUMBING	Project Completion	6/17/2021	Project Completion (Expected: November 2021)	\$344,762.88
3	4/8/2021	Crane, Rigging and Heavy Hauling	CONTRACT INCREASE	Professional Services	Energy	Multiple	Three (3) Years w/ Two (2) - 1 Yr. Renewals	11/15/2018	11/14/2022	\$720,000.00
		Crane, Rigging and Heavy Hauling				SIMS CRANE AND EQUIPMENT CO.		11/15/2018	11/14/2022	\$360,000.00
		Crane, Rigging and Heavy Hauling				BEYEL BROTHERS, INC.		11/15/2018	11/14/2022	\$360,000.00
3	4/8/2021	Emergency Rental Assistance Program (ERAP)- Utility Assistance Funds	JOINT PROJECT	Utility Assistance Funds		JEA	Eight and one half months (8.5 months), or until grant funding expires, if later	4/8/2021	12/31/2021	\$5,000,000.00
3	4/15/2021	Progressive Design-Build Services for Highlands Water Treatment Plant (WTP) Advanced Treatment System	CONTRACT TERMINATION	Engineering/Construction Services	W/WW	WHARTON-SMITH INC.	N/A	N/A	N/A	N/A



FY21 Procurement Contracts Awarded Report Detail

Quarter	Award Date	Title	Type of Award / Procurement Method	Service Type	Business Unit	Awardee	Contract Term	Start Date	End Date	Contract Amount
3	4/15/2021	Construction Services for the Arlington East WRF Phase 1 Upgrades – Odor Control Improvements	BID (IFB)	Construction	W/WW	R2T, INC.	Project Completion	4/26/2021	Project Completion (Expected: April 2022)	\$2,161,023.00
3	4/15/2021	Water/Wastewater General Construction Services Contract	CONTRACT INCREASE	Repair and Maintenance Services	W/WW	Multiple	Five (5) Years, One (1) – 1 Yr. Renewal	10/1/2017	9/30/2022	\$42,000,000.00
		Water/Wastewater General Construction Services Contract				WILLIAMS INDUSTRIAL SERVICES LLC		10/1/2017	9/30/2022	\$23,000,000.00
		Water/Wastewater General Construction Services Contract				PETTICOAT-SCHMITT CIVIL CONTRACTORS INC.		10/1/2017	9/30/2022	\$19,000,000.00
3	4/22/2021	JEA Downtown Campus Owner's Representative	CONTRACT AMENDMENT	Professional Services	Facilities	CBRE, INC.	Project Completion	10/6/2017	Project Completion	\$95,100.00
3	4/22/2021	General Engineering Services – Wireless Telecom Site Design	REQUEST FOR PROPOSAL (RFP)	Engineering	TS	CRAIG DESIGN, LLC DBA CBVR TELECOM DESIGN GROUP	Three (3) Years w/Two (2) - 1 Yr. Renewals	5/1/2021	4/30/2024	\$275,000.00
3	4/22/2021	JEA Rough Terrain Crane Procurement Acquisition	BID (IFB)	Equipment Rental	FLEET	A CRANE RENTAL LLC	One-Time Purchase	4/22/2021	One-Time Purchase	\$562,950.00
3	4/22/2021	Biosolids Management for JEA	RESCIND	Professional Services	W/WW	N/A	N/A	N/A	N/A	\$0.00
3	4/22/2021	Buckman Biosolids Conversion Projects	CONTRACT AMENDMENT	Engineering	W/WW	CAROLLO ENGINEERS INC.	Project Completion	4/27/2018	Project Completion (Expected: May 2026)	\$7,053,403.28
3	4/29/2021	Engineering Services for Walnut Street Gravity Sewer Replacement	CONTRACT AMENDMENT	Engineering	W/WW	MOTT MACDONALD FLORIDA, LLC	Project Completion	7/8/2018	Project Completion (Expected: September 2021)	\$363,552.00
3	4/29/2021	Construction Services for Walnut Street Gravity Sewer Replacement	CONTRACT AMENDMENT	Construction	W/WW	J. B. COXWELL CONTRACTING, INC.	Project Completion	8/23/2019	Project Completion (Expected: September 2021)	\$2,516,668.11
3	4/29/2021	Kennedy Generating Station Control Room Upgrades	RESCIND	Construction	Energy	N/A	N/A	N/A	N/A	\$0.00
3	4/29/2021	Eastport Road Force Main	BID (IFB)	Construction	W/WW	TB LANDMARK CONSTRUCTION, INC.	Project Completion	7/28/2021	Project Completion (Expected: March 2022)	\$659,413.49
3	4/29/2021	Work Planning and Scheduling Software, Implementation, Support and Training	REQUEST FOR PROPOSAL (RFP)	IT Software and Support	TS	PROMETHEUS GROUP ENTERPRISES, LLC	Three (3) Years w/Two (2) - 1 Yr. Renewals	5/1/2021	4/30/2024	\$712,500.00
3	5/6/2021	Microsoft Enterprise Agreement for Annual Maintenance	CONTRACT AMENDMENT	IT Support	TS	SOFTWARE HOUSE INTERNATIONAL, INC.	Three (3) Years	3/1/2019	2/28/2022	\$21,786.40
3	5/6/2021	Engineering Services for the Design of the Martin Luther King: Fairfax to Brentwood Water Main Replacement	REQUEST FOR PROPOSAL (RFP)	Engineering	W/WW	Four Waters Engineering, Inc.	Project Completion	7/1/2021	Project Completion (Expected: June 2024)	\$532,026.00
3	5/6/2021	District II - Robena Rd. Booster Pump Station	BID (IFB)	Construction	W/WW	Petticoat Schmitt Civil Contractors, Inc.	Project Completion	7/1/2021	Project Completion (Expected: September 2022)	\$3,539,100.00
3	5/6/2021	Residential Water Meters for JEA Inventory Stock	BID (IFB)	Inventory Materials	INVENTORY	Multiple	Two (2) Year w/ One (1) – 1 Yr. Renewal	5/15/2021	5/14/2023	\$6,690,352.47
		Residential Water Meters for JEA Inventory Stock				BADGER METER INC.		5/15/2021	5/14/2023	\$4,078,679.49
		Residential Water Meters for JEA Inventory Stock				SENSUS USA, INC.		5/15/2021	5/14/2023	\$2,611,672.98
3	5/6/2021	Three-Phase, Single Phase Padmounted, Pole Mounted and Miscellaneous Transformers for JEA Inventory Stock	INVITATION TO NEGOTIATE (ITN)	Inventory Materials	INVENTORY	Multiple	Three (3) Year w/ Two (2) – One (1)Yr. Renewals	5/15/2021	5/14/2023	\$30,815,003.75
		Three-Phase, Single Phase Padmounted, Pole Mounted and Miscellaneous Transformers for JEA Inventory Stock				STUART C IRBY CO		5/15/2021	5/14/2023	\$17,248,758.46
		Three-Phase, Single Phase Padmounted, Pole Mounted and Miscellaneous Transformers for JEA Inventory Stock				WESCO DISTRIBUTION INC.		5/15/2021	5/14/2023	\$13,135,389.29
		Three-Phase, Single Phase Padmounted, Pole Mounted and Miscellaneous Transformers for JEA Inventory Stock				WEG TRANSFORMERS USA		5/15/2021	5/14/2023	\$430,856.00
3	5/6/2021	SIRPP Decommissioning – BSA Closure	CONTRACT AMENDMENT	Construction	Energy	J. B. COXWELL CONTRACTING, INC.	Project Completion	12/1/2020	Project Completion (Expected: July, 2021)	\$290,533.05
3	5/6/2021	Facilities Janitorial Service – Open Market for Downtown, Service Centers and other Sites	REQUEST FOR PROPOSAL (RFP)	Professional Services	Facilities	TRUSTED HAND SERVICE, INC.	One (1) Year w/Two (2) – One (1) Yr. Renewals	6/1/2021	5/31/2022	\$1,173,613.40
3	5/13/2021	Industrial and Lab Gas Supply	REQUEST FOR PROPOSAL (RFP)	Chemical Supplies	Energy	Multiple	Five (5) Years w/Two (2) – One (1) Yr. Renewals	5/30/2021	5/29/2026	\$2,800,000.00
		Industrial and Lab Gas Supply				NEXAIR LLC		5/30/2021	5/29/2026	\$2,240,000.00



FY21 Procurement Contracts Awarded Report Detail

Quarter	Award Date	Title	Type of Award / Procurement Method	Service Type	Business Unit	Awardee	Contract Term	Start Date	End Date	Contract Amount
		Industrial and Lab Gas Supply				AIRGAS USA LLC		5/30/2021	5/29/2026	\$280,000.00
		Industrial and Lab Gas Supply				MATHESON TRI-GAS INC.		5/30/2021	5/29/2026	\$280,000.00
3	5/13/2021	2020-3909 Conservation Trail Extension	DEVELOPER AGREEMENT	Construction	W/WW	SONOC COMPANY LLC/JOHN WOODY, INC.	Project Completion	6/1/2021	Project Completion (Estimated: August 2021)	\$782,944.00
3	5/13/2021	Engineering Services for the Monterey Wastewater Treatment Facility (WWTF) Improvements Project	REQUEST FOR PROPOSAL (RFP)	Engineering	W/WW	CONSTANTINE ENGINEERING, LLC	Project Completion	6/4/2021	Project Completion (Expected: December 2026)	\$1,011,570.29
3	5/13/2021	Brandy Branch Generating Station Heat Trace Inspection & Repair	RESCIND	Repair and Maintenance Services	Energy	N/A	N/A	N/A	N/A	N/A
3	5/21/2021	Extend Chilled Water System to New JEA Office & Ed Ball Building	CONTRACT INCREASE	Construction	W/WW	T B LANDMARK CONSTRUCTION, INC.	Project Completion	1/19/2021	Project Completion (Expected: January 2022)	\$3,894,145.71
3	5/21/2021	Utility Tracker Portal Tool	CONTRACT RENEWAL	IT Software and Support	CS	ACLARA TECHNOLOGIES LLC	One (1) Year w/Two (2) - One (1) Yr. Renewals	7/1/2020	6/30/2022	\$260,984.34
3	5/21/2021	Spun Concrete Transmission Poles Circuit 853	SINGLE SOURCE	Construction	Energy	VALMONT NEWMARK-HAZLETON OPERATION	Project Completion	5/29/2021	Project Completion (Expected - 12/2021)	\$345,555.00
3	6/3/2021	Grit, Waste and Sludge Disposal Management Services for the Buckman Water Reclamation Facility (WRF)	CONTRACT INCREASE	Hauling Services	W/WW	BIOSOLIDS DISTRIBUTION SERVICES LLC	Five (5) Years w/ One (1) Renewal remaining	10/30/2018	10/29/2023	\$1,215,573.00
3	6/3/2021	JEA Fleet Services Bucket Truck Maintenance and Repair Services	CONTRACT RENEWAL	Repair and Maintenance Services	FLEET	Multiple	One (1) Year w/Two (2) - 1 Yr. Renewals	6/1/2020	5/31/2022	\$1,018,800.00
		JEA Fleet Services Bucket Truck Maintenance and Repair Services				ALTEC INDUSTRIES, INC.		6/1/2020	5/31/2022	\$936,000.00
		JEA Fleet Services Bucket Truck Maintenance and Repair Services				RING POWER CORPORATION		6/1/2020	5/31/2022	\$82,800.00
3	6/3/2021	Records Storage and Management Services	SINGLE SOURCE	Professional Services	Compliance	ACCESS INFORMATION MANAGEMENT OF GEORGIA LLC	Project Completion	6/15/2021	Project Completion (Estimated: September 2022)	\$1,335,675.00
3	6/3/2021	Engineering Services for the CR210 - Longleaf Pine Pkwy to Shearwater Rd - Trans - RW Project	REQUEST FOR PROPOSAL (RFP)	Engineering	W/WW	MOTT MACDONALD FLORIDA LLC	Project Completion	7/1/2021	Project Completion (Expected: September 2023)	\$450,484.00
3	6/3/2021	Blacks Ford Filter Purchase	SINGLE SOURCE	Equipment Purchase	W/WW	ALFA LAVAL INC.	Project Completion	6/7/2021	Project Completion (Estimated: December 2021)	\$391,450.00
3	6/3/2021	Commercial Water Meters for JEA Storeroom Stock	SINGLE SOURCE	Inventory Materials	INVENTORY	SENSUS USA, INC.	One (1) Year	6/1/2021	5/31/2022	\$1,732,125.00
3	6/10/2021	Bradley Road Booster Pump Station	CHANGE ORDER	Construction	W/WW	WILLIAMS INDUSTRIAL SERVICES, INC.	Project Completion	11/14/2019	Project Completion (Expected: October 2021)	\$181,336.03
3	6/10/2021	E-Town E8 Parcel Reclaimed Water Transmission Project	DEVELOPER AGREEMENT	Construction	W/WW	TOLL SOUTHEAST LP COMPANY/JAX DIRTWORKS, INC.	Project Completion	12/1/2020	Project Completion (Estimated: September 2021)	\$855,671.70
3	6/10/2021	Three-Phase, Single Phase Padmounted, Pole Mounted and Miscellaneous Transformers for JEA Inventory Stock	CONTRACT AMENDMENT	Inventory Materials	INVENTORY	Multiple	Three (3) Year w/ Two (2) - One (1) Yr. Renewals	5/15/2021	5/14/2024	\$691,334.74
		Three-Phase, Single Phase Padmounted, Pole Mounted and Miscellaneous Transformers for JEA Inventory Stock				STUART C IRBY CO		5/15/2021	5/14/2024	(\$9,976,492.28)
		Three-Phase, Single Phase Padmounted, Pole Mounted and Miscellaneous Transformers for JEA Inventory Stock				GRESOCO SUPPLY		5/15/2021	5/14/2024	\$6,303,776.85
		Three-Phase, Single Phase Padmounted, Pole Mounted and Miscellaneous Transformers for JEA Inventory Stock				TRI-STATE UTILITY PRODUCTS		5/15/2021	5/14/2024	\$4,364,050.17
3	6/24/2021	Brandy Branch Generating Station (BBGS) Backup Generator Engineering Services	REQUEST FOR PROPOSAL (RFP)	Engineering	Facilities	HADDAD ENGINEERING, INC.	Project Completion	6/24/2021	Project Completion (Design expected by 09/15/2021)	\$57,400.00
3	6/24/2021	Oracle Customer to Meter (C2M) Migration, Licenses, Support and Professional Services	CONTRACT AMENDMENT	IT Support	TS	ORACLE AMERICA INC.	Project Completion- (24 month Implementation, and Three (3) year Support Term through 11/18/2021)	11/12/2018	Project Completion (Expected: 11/28/2021)	\$1,326,803.00



FY21 Procurement Contracts Awarded Report Detail

Quarter	Award Date	Title	Type of Award / Procurement Method	Service Type	Business Unit	Awardee	Contract Term	Start Date	End Date	Contract Amount
3	6/24/2021	Purchase and Installation of Baymeadows Substation Self-Support Tower Foundations	BID (IFB)	Construction	TS	M GAY CONSTRUCTORS, INC.	Project Completion	7/1/2021	Project Completion (Expected - 08/15/2021)	\$318,100.00
3	6/24/2021	General Engineering Services for Transmission and Substation Projects	CONTRACT INCREASE/ RENEWAL	Engineering	Energy	Multiple	Three (3) Years w/Two (2) – 1 Yr. Renewals	12/18/2017	12/17/2022	\$950,000.00
		General Engineering Services for Transmission and Substation Projects				WORLEY PARSONS GROUP INC.		12/18/2017	12/17/2022	\$475,000.00
		General Engineering Services for Transmission and Substation Projects				FRED WILSON & ASSOCIATES		12/18/2017	12/17/2022	\$475,000.00
3	6/24/2021	St. John's River Coal Terminal and Conveyor Demolition, Remediation and Restoration	BID (IFB)	Construction	Energy	GSD TRADING USA INC.	Project Completion	7/15/2021	Project Completion (Expected: 07/15/2022)	\$5,764,000.00
4	7/1/2021	Streetlight Material for JEA Inventory	BID (IFB)	Inventory Materials	INVENTORY	MULTIPLE	Three Year	7/1/2021	6/30/2024	\$12,553,201.20
		Streetlight Material for JEA Inventory				STUART C IRBY CO		7/1/2021	6/30/2024	\$3,725,329.20
		Streetlight Material for JEA Inventory				ELECTRIC SUPPLY INC.		7/1/2021	6/30/2024	\$3,025,313.00
		Streetlight Material for JEA Inventory				GRESKO SUPPLY INC.		7/1/2021	6/30/2024	\$5,802,559.00
4	7/1/2021	Knickerbocker Properties, Inc. – Easement Acquisition	PROCUREMENT DIRECTIVE	Real Estate Purchase	Real Estate	KNICKERBOCKER PROPERTIES, INC. XX, A DELAWARE CORPORATION	Project Completion	7/2/2021	Project Completion	\$84,200.00
4	7/1/2021	Construction Management-at-Risk (CMAR) Services for the Southwest Water Reclamation Facility (WRF) Expansion	CONTRACT AMENDMENT	Construction	W/WW	GARNEY COMPANIES INC.	Project Completion	1/3/2020	Project Completion (Expected: January 2024)	\$4,000,365.00
4	7/1/2021	FDOT FPID 439358-1 SR 103 (Lane Avenue) from SR 208 (Wilson Boulevard) to SR 228 (Normandy Boulevard) Water Main Replacement	JOINT PROJECT	Construction	W/WW	FLORIDA DEPT OF TRANSPORTATION	Project Completion	9/1/2021	Project Completion (Estimated: September 2023)	\$423,469.42
4	7/1/2021	Wastewater Odor Control Chemicals	CONTRACT RENEWAL	Chemical Supplies	W/WW	USP TECHNOLOGIES	Three (3) Years w/Two (2) – 1 Yr. Renewals	10/1/2018	9/30/2022	\$2,120,000.00
4	7/1/2021	Mandarin Water Reclamation Facility (WRF) Outfall Stabilization	BID (IFB)	Construction	W/WW	ANDERSON DIVING INC. dba LOGAN DIVING & SALVAGE	Project Completion	8/1/2021	Project Completion (Expected: September 2021)	\$346,225.00
4	7/1/2021	Brandy Branch Heat Trace Repair	REQUEST FOR PROPOSAL (RFP)	Repair and Maintenance Services	Energy	PATRIOT THERMAL CONTROLS INC.	Project Completion	7/30/2021	Project Completion (Expected: 09/30/2022)	\$320,163.00
4	7/8/2021	SJRPP Decommissioning Services – SJRCT Conveyor Demo	CONTRACT INCREASE	Professional Services	Energy	APTIM ENVIRONMENTAL & INFRASTRUCTURE	Project Completion	8/11/2017	Project Completion (October 2022)	\$1,186,200.00
4	7/8/2021	Northside Generating Station Protection & Controls Projects	BID (IFB)	Construction	Energy	COGBURN BROS, INC.	Project Completion	7/15/2021	Project Completion (Expected: 09/30/2022)	\$549,890.00
4	7/8/2021	Buckman Wastewater Reclamation Facility (WRF) Blower System Improvements Project	CHANGE ORDER	Engineering	W/WW	JACOBS ENGINEERING GROUP INC.	Project Completion	2/2/2018	Project Completion (Expected: March 2022)	\$413,667.00
4	7/15/2021	Owner Advisor Services for Water/Wastewater Capital Improvement Plan	REQUEST FOR PROPOSAL (RFP)	Professional Services	W/WW	MARSHWAGNER, INC.	Three (3) Years w/Two (2) – One (1) Yr. Renewals	8/1/2021	7/31/2024	\$4,609,800.00
4	7/15/2021	Electrical Conduit for JEA Inventory Stock	BID (IFB)	Inventory Materials	INVENTORY	Multiple	One (1) Year with Two (2) – 1 Yr. Optional Renewals	9/1/2021	8/31/2022	\$1,085,446.57
		Electrical Conduit for JEA Inventory Stock				ANIXTER, INC.		9/1/2021	8/31/2022	\$1,070,241.50
		Electrical Conduit for JEA Inventory Stock				ELECTRIC SUPPLY INC.		9/1/2021	8/31/2022	\$15,205.07
4	7/15/2021	Pole Line Hardware Material for JEA Inventory	INVITATION TO NEGOTIATE (ITN)	Inventory Materials	INVENTORY	Multiple	One (1) Year w/ Two – 1 Yr. Renewals	8/1/2021	7/31/2022	\$6,733,414.86
		Pole Line Hardware Material for JEA Inventory				STUART C IRBY CO		8/1/2021	7/31/2022	\$2,068,749.50
		Pole Line Hardware Material for JEA Inventory				ANIXTER, INC.		8/1/2021	7/31/2022	\$3,974,520.35
		Pole Line Hardware Material for JEA Inventory				GRESKO SUPPLY INC.		8/1/2021	7/31/2022	\$483,680.49
		Pole Line Hardware Material for JEA Inventory				TRI-STATE UTILITY PRODUCTS		8/1/2021	7/31/2022	\$206,464.52
4	7/29/2021	Construction Services for the Radio Avenue Master Pump Station RW w/ Ground Storage Tank	BID (IFB)	Construction	W/WW	SAWCROSS, INC.	Project Completion	10/1/2021	Project Completion (Expected:)	\$5,492,709.00



FY21 Procurement Contracts Awarded Report Detail

Quarter	Award Date	Title	Type of Award / Procurement Method	Service Type	Business Unit	Awardee	Contract Term	Start Date	End Date	Contract Amount
4	7/29/2021	Southwest -Timuquana PS Upgrade Project	BID (IFB)	Construction	W/WW	SAWCROSS, INC.	Project Completion	10/1/2021	Project Completion (Expected: October 2022)	\$3,618,453.30
4	8/5/2021	JP – COJ - Six Mile Creek Bridge and Utilities Replacement	JOINT PROJECT	Engineering	W/WW	STV, Inc.	Project Completion	9/1/2021	Project Completion (Expected: April 2022)	\$244,269.72
4	8/5/2021	Cedar Bay Water Reclamation Facility Backup Power System	BID (IFB)	Construction	W/WW	SAWCROSS, INC.	Project Completion	8/16/2021	Project Completion (Expected: September 30, 2022)	\$3,074,000.00
4	8/5/2021	Facilities Janitorial Services (JSEB) Sheltered Market - Generating Stations	REQUEST FOR PROPOSAL (RFP)	Professional Services	Facilities	Eversafe Building Maintenance Corp	One (1) Year w/Two (2) – One (1) Yr. Renewals	10/1/2021	9/30/2022	\$489,552.43
4	8/12/2021	Dental Insurance Plans	REQUEST FOR PROPOSAL (RFP)	Medical Policy	HR	Metropolitan Life Insurance Company	One (1) Yr. w/Four (4) – 1 Yr. Renewals	1/1/2022	12/31/2022	\$1,347,874.20
4	8/12/2021	Consolidated Rivertown WTP Project Package	BID (IFB)	Construction	W/WW	Williams Industrial Services, LLC	Project Completion	10/1/2021	Project Completion (Expected: May 2023)	\$14,697,198.63
4	8/12/2021	2020-0195 Rivertown Parcel 1	DEVELOPER AGREEMENT	Construction	W/WW	WRH LONGLEAF, LLC/MARIETTA SAND CORPORATION	Project Completion	8/17/2021	Project Completion (Estimated: November 2021)	\$699,821.83
4	8/12/2021	FY22 HP Equipment Purchases	CONTRACT INCREASE/ RENEWAL	IT Hardware	TS	CDW Government, LLC	One (1) Year w/ One (1) – 1Yr. Renewal	10/1/2020	9/30/2022	\$1,986,548.96
4	8/12/2021	On-Road Residential Electrification Program and Strategy	CHANGE ORDER	Professional Services	CS	Sagewell, Inc.	One (1) Year w/Two (2) - One (1) Yr. Renewals	5/1/2021	4/30/2022	\$23,386.00
4	8/19/2021	Warehouse Management System (WMS) – Licensing, Implementation, Support, Maintenance, and Training	REQUEST FOR PROPOSAL (RFP)	IT Software and Support	TS	Mod 43, Inc.	Project Completion w/ Three (3) Yrs. Support & Maintenance	10/1/2021	Project Completion (Three (3) Yrs. support ending 09/30/2024)	\$397,200.00
4	8/19/2021	Integrated Resource Planning for Electric Generation Planning	REQUEST FOR PROPOSAL (RFP)	Engineering	Electric	Black & Veatch Management Consulting, LLC	Project Completion	9/15/2021	Project Completion (Expected: 12/31/2023)	\$1,705,392.00
4	8/19/2021	NGS Coal Terminal Dredging	BID (IFB)	Construction	Electric	Manson Construction Co.	Project Completion	8/19/2021	09/30/2021 (planned completion)	\$607,200.00
4	8/19/2021	Occupational Medical Services	REQUEST FOR PROPOSAL (RFP)	Professional Services	HR	Jacksonville CareNow Urgent Care, LLC	Three (3) Yrs. w/Three (3) – 1 Yr. Renewals	10/1/2021	9/30/2024	\$1,456,440.00
4	8/19/2021	Subsurface Utility Engineering and Locate Services	REQUEST FOR PROPOSAL (RFP)	Professional Services	W/WW	ETM Surveying & Mapping, Inc.	Three (3) Yrs. w/Two (2) – 1 Yr. Renewals	10/1/2021	9/30/2024	\$500,000.00
4	8/19/2021	Oracle Customer to Meter C2M Project Director Support and Critical Gap Assessment/Consulting	CONTRACT AMENDMENT/CHANGE ORDER	IT Software and Support	TS	Red Clay Consulting, Inc.	Project Completion	6/4/2021	Project Completion (Estimated Go Live February 2022)	\$517,535.00
4	8/26/2021	Greenland Reclaim Water Main Rail License Amendment	CONTRACT AMENDMENT	Real Estate	Real Estate	FEC ROW, LLC	PROJECT COMPLETION	8/20/2021	PROJECT COMPLETION	\$84,306.25
4	8/26/2021	Circuit 853 partial rebuild Construction Services	BID (IFB)	Construction	Electric	SPE UTILITY CONTRACTORS FD LLC	PROJECT COMPLETION	9/15/2021	PROJECT COMPLETION	\$697,424.98
4	8/26/2021	Capital Asset Management Software (CAMS) Unifier Purchase, Implementation and Training	CONTRACT TERMINATION	IT Software and Support	TS	ORACLE, INC.	N/A	N/A	N/A	N/A
4	9/2/2021	Cisco Contact Center and Phone System Managed Services	CONTRACT RENEWAL	IT Support	TS	PROSYS	One (1) Year w/One (1) 1 Yr. Renewal	9/1/2020	10/31/2021	\$64,496.34
4	9/2/2021	Solar Battery Customer Rebates	CONTRACT INCREASE/ RENEWAL	Professional Services	CS	CLEARRESULT CONSULTING, LLC	One (1) Year w/Three (3) - One (1) Yr. Renewals	1/24/2018	12/12/2021	\$818,112.50
4	9/2/2021	Purchase and Installation of Generators for JEA Lift Stations	BID (IFB)	Equipment Purchase	Facilities	Multiple	Project Completion	10/1/2021	Project Completion (Estimated: June 2022)	\$4,002,953.00



FY21 Procurement Contracts Awarded Report Detail

Quarter	Award Date	Title	Type of Award / Procurement Method	Service Type	Business Unit	Awardee	Contract Term	Start Date	End Date	Contract Amount
		Purchase and Installation of Generators for JEA Lift Stations				ZABATT ENGINE SERVICES, INC. dba: ZABATT POWER SYSTEMS INC.		10/1/2021	Project Completion (Estimated: June 2022)	\$3,294,553.00
		Purchase and Installation of Generators for JEA Lift Stations				RING POWER CORPORATION		10/1/2021	Project Completion (Estimated: June 2022)	\$708,400.00
4	9/2/2021	JEA Primary Data Center Relocation & Emergency Operations Location Office Space	EMERGENCY	Lease	Facilities	COLOGIX, INC.	Five (5) Years w/No Renewals for the lease	08/23/2018 (11/21/2018 for the lease)	11/20/2023	\$1,280,851.59
4	9/2/2021	Greenland Water Reclamation Facility (WRF) Pipelines: Water, Reclaimed Water and Sanitary Sewer Force Mains	CHANGE ORDER	Construction	W/WW	GARNEY COMPANIES, INC.	Project Completion	6/25/2019	Project Completion (Expected: January 2024)	\$476,782.00
4	9/2/2021	Engineering Services for the Greenland Water Reclamation Facility (WRF)	CONTRACT AMENDMENT	Engineering	W/WW	JACOBS ENGINEERING GROUP INC.	Project Completion	1/18/2019	Project Completion (Expected: December 2024)	\$10,908,096.08
4	9/2/2021	Sewer Main Cleaning and CCTV Inspection	BID (IFB)	Repair and Maintenance Services	W/WW	ENVIROWASTE SERVICES GROUP, INC.	Three (3) Years w/Two (2) - One (1) Yr. Renewals	10/1/2021	9/30/2024	\$1,200,000.00
4	9/2/2021	443261-1 FDOT Timuquana Rd. Resurfacing from Wesconnett Blvd to US 17	JOINT PROJECT	Construction	W/WW	FLORIDA DEPT OF TRANSPORTATION	Project Completion	3/25/2021	Project Completion (Expected: April 2023)	\$2,058,726.83
4	9/2/2021	NGS Unit 3, Condenser Partial Retube	BID (IFB)	Construction	Electric	AMERICAN EFFICIENCY SERVICES LLC	Project Completion	10/25/2021 (Project Start)	Project Completion - Estimated 12/30/2021	\$692,455.50
4	9/9/2021	Water/Wastewater Capital Program Management	CONTRACT AMENDMENT	Professional Services	W/WW	JACOBS ENGINEERING GROUP INC.	Five (5) Years w/Two (2) - 1 Yr. Renewals	7/1/2019	6/30/2024	\$3,145,619.00
4	9/9/2021	Special Waste Handling Services for Non-Hazardous Waste/Hazardous Waste	CONTRACT INCREASE	Hauling Services	Environmental	Multiple	Three (3) Years w/Two (2) - One (1) Yr. Renewals	4/2/2020	3/31/2023	\$300,000.00
		Special Waste Handling Services for Non-Hazardous Waste/Hazardous Waste				NRC GULF ENVIRONMENTAL SERVICES, INC.		4/2/2020	3/31/2023	\$100,000.00
		Special Waste Handling Services for Non-Hazardous Waste/Hazardous Waste				CLIFF BERRY, INC.		4/2/2020	3/31/2023	\$100,000.00
		Special Waste Handling Services for Non-Hazardous Waste/Hazardous Waste				HULLS ENVIRONMENTAL SERVICES, INC.		4/2/2020	3/31/2023	\$100,000.00
4	9/9/2021	Cedar Bay 480V Backup Blower	BID (IFB)	Construction	W/WW	PBM CONSTRUCTORS, INC.	Project Completion	10/21/2021	Project Completion (Expected: May 2022)	\$964,000.00
4	9/16/2021	Facilities Janitorial Services (JSEB) Sheltered Market - Substations, Lift Stations, Chiller Plants and Treatment Plants	REQUEST FOR PROPOSAL (RFP)	Professional Services	Facilities	EVERSAFE BUILDING MAINTENANCE CORP	One (1) Year w/Two (2) - One (1) Yr. Renewals	10/1/2021	9/30/2022	\$774,743.90
4	9/16/2021	Oracle Customer to Meter C2M Project Director Support and Critical Gap Assessment/Consulting	CONTRACT AMENDMENT/CHANGE ORDER	Professional Services	IT	RED CLAY CONSULTING, INC.	Project Completion	6/4/2021	Project Completion (Estimated Go Live March 2022, Post Go Live June 2022)	\$1,661,514.00
4	9/16/2021	4th Street West Brick Rebuild from Pearl St. to Main St.	CHANGE ORDER	Construction	W/WW	CAPPS LAND MANAGEMENT & MATERIAL LLC	Project Completion	1/29/2021	Project Completion (Est. September 2021)	\$71,468.69
4	9/16/2021	Privilege Account Management Solution and Maintenance and Support (CyberArk Software Implementation)	CONTRACT RENEWAL/CHANGE ORDER	IT Software and Support	IT	OPTIV SECURITY INC.	Three (3) Year w/Two (2) - One (1) Yr. Renewals (Support)	9/12/2018	9/11/2022	\$104,051.64
4	9/16/2021	Waste Hauling Services for JEA	INVITATION TO NEGOTIATE (ITN)	Hauling Services	Facilities	GFL SOLID WASTE SOUTHEAST LLC (DBA - GFL ENVIRONMENTAL)	Three (3) Years w/ Two - 1 Yr. Renewals	10/1/2021	9/30/2024	\$2,111,240.00
4	9/16/2021	Emergency Rental Assistance Program (ERAP)- Utility Assistance Funds	CONTRACT AMENDMENT	Utility Assistance Funds	CS	JEA	Project Completion	4/8/2021	Project Completion (estimated 12/31/2021)	(\$3,500,000.00)
4	9/23/2021	Electric Plant Industrial Cleaning Services	CONTRACT INCREASE/EXTENSION	Repair and Maintenance Services	Electric	MPW INDUSTRIAL SERVICES, INC.	Five (5) Years w/ One (1) - 1 Yr. Renewals	12/4/2016	2/4/2022	\$358,000.00
4	9/23/2021	FDOT FPID: 437320-1-56-01 SR 115 - Soutel Drive to Nassau County Line	JOINT PROJECT	Construction	W/WW	FLORIDA DEPT OF TRANSPORTATION	Project Completion	9/24/2021	Project Completion (Estimated: December 2025)	\$1,062,141.00

FY21 Procurement Contracts Awarded Report Detail



Quarter	Award Date	Title	Type of Award / Procurement Method	Service Type	Business Unit	Awardee	Contract Term	Start Date	End Date	Contract Amount
4	9/23/2021	Oracle Customer to Meter (C2M) Migration, Licenses, Support and Professional Services	CONTRACT AMENDMENT	IT Software and Support	IT	ORACLE AMERICA INC.	Project Completion (Three (3) year Support Term through 11/18/2021)	11/12/2018	Project Completion (Est Go Live February 2022, Post Go Live June 2022)	\$932,646.00
4	9/30/2021	Industrial Performance Program Services	CONTRACT RENEWAL	Professional Services	HR	UNIFY HEALTH SERVICES	Three (3) Years w/Two (2) – 1 Yr. Renewals	10/15/2018	10/14/2022	\$129,600.00
4	9/30/2021	Northside Generating Station (NGS) Distributed Control Systems (DCS) Maintenance Agreement	SINGLE SOURCE	Repair and Maintenance Services	Electric	ABB INC.	Three (3) Years	11/1/2021	10/31/2024	\$581,580.00
4	9/30/2021	Jammes Rd Emergency Horizontal Directional Drilling (HDD) Sludge Pipeline Installation	EMERGENCY	Construction	W/WW	TB LANDMARK CONSTRUCTION, INC.	Project Completion	3/17/2021	Project Completion (September 13, 2021)	\$316,758.76
4	9/30/2021	Bulk Ferric Chloride Supply	CONTRACT INCREASE/RENEWAL	Chemical Supplies	W/WW	PVS TECHNOLOGIES, INC.	Two (2) Years w/Two (2) – One (1) Yr. Renewals	11/1/2019	10/31/2022	\$983,708.49
4	9/30/2021	JEA Light and Medium Duty Vehicle Procurement Acquisition	INVITATION TO NEGOTIATE (ITN)	Fleet Purchase	FLEET	DUVAL FORD	Project Completion	10/1/2021	Project Completion	\$3,264,858.00

For multiple awardees, the smaller font and lighter shade of blue line state the awardee and the amount each received. Those awardees added together will equal the not to exceed amount for the contracted work.

FY21 Jacksonville Small Emerging Business (JSEB) Contracts Awarded Report

Prime Vendors denoted in Blue are JSEB Vendors



Quarter	Award Date	Solicitation Number	Title	Type of Award	Service Type	Business Unit	Prime Awardee	JSEB Awardee	Contract Term	Start Date	End Date	Prime Contract Amount	JSEB Requirement	JSEB % Awarded	JSEB Contract Amount
1	10/8/2020	063-20	Boulevard Street Force Main and Water Main Replacement	Bid (IFB)	Professional	W/WW	JAX UNDERGROUND UTILITIES, INC	ABC CUTTING CONTRACTORS OF JACKSONVILLE	Project Completion	11/25/2020	Project Completion (Expected: 10/2021)	\$2,122,150.59	10.00%	1.10%	\$23,343.66
1	10/8/2020	063-20	Boulevard Street Force Main and Water Main Replacement	Bid (IFB)	Supplies	W/WW	JAX UNDERGROUND UTILITIES, INC	DONNA J. HAMILTON, INC.	Project Completion	11/25/2020	Project Completion (Expected: 10/2021)	\$2,122,150.59	10.00%	7.40%	\$157,039.14
1	10/8/2020	063-20	Boulevard Street Force Main and Water Main Replacement	Bid (IFB)	Professional	W/WW	JAX UNDERGROUND UTILITIES, INC	SMITH SURVEYING GROUP, LLC	Project Completion	11/25/2020	Project Completion (Expected: 10/2021)	\$2,122,150.59	10.00%	1.70%	\$36,076.56
1	10/22/2020	006-18	Engineering Services for the Greenland Water Reclamation Facility (WRF)	Contract Amendment	Construction	W/WW	JACOBS ENGINEERING GROUP INC	CLAYTON CO CONSULTANTS LLC	Project Completion	1/18/2019	Project Completion (Expected: 9/2024)	\$5,528,822.42	10.10%	3.40%	\$187,979.96
1	10/22/2020	006-18	Engineering Services for the Greenland Water Reclamation Facility (WRF)	Contract Amendment	Professional	W/WW	JACOBS ENGINEERING GROUP INC	CSI GEO INC	Project Completion	1/18/2019	Project Completion (Expected: 9/2024)	\$5,528,822.42	10.10%	0.18%	\$9,951.88
1	10/22/2020	006-18	Engineering Services for the Greenland Water Reclamation Facility (WRF)	Contract Amendment	Engineering	W/WW	JACOBS ENGINEERING GROUP INC	FOUR WATERS ENGINEERING INC	Project Completion	1/18/2019	Project Completion (Expected: 9/2024)	\$5,528,822.42	10.10%	1.65%	\$91,225.57
1	10/22/2020	006-18	Engineering Services for the Greenland Water Reclamation Facility (WRF)	Contract Amendment	Engineering	W/WW	JACOBS ENGINEERING GROUP INC	GM HILL ENGINEERING, INC. ¹	Project Completion	1/18/2019	Project Completion (Expected: 9/2024)	\$5,528,822.42	10.10%	3.46%	\$191,297.26
1	10/22/2020	006-18	Engineering Services for the Greenland Water Reclamation Facility (WRF)	Contract Amendment	Professional	W/WW	JACOBS ENGINEERING GROUP INC	LANDWISE DESIGN ²	Project Completion	1/18/2019	Project Completion (Expected: 9/2024)	\$5,528,822.42	10.10%	1.32%	\$72,980.46
1	10/22/2020	071-19	Water/Wastewater Project Support Services	Contract Amendment	Professional	W/WW	KEVILLE ENTERPRISES INC	A.R.E.C. SAFETY CONSULTING	5 Yrs w/2 - 1 Yr Renewals	7/1/2019	Project Completion (Expected: 6/2024)	\$1,500,000.00	5.00%	4.00%	\$60,000.00
1	10/22/2020	055-20	Engineering Services for trhe new World Ave. - Waterworks to Chaffee Rd. 24 Inch Water Main Project	Proposal (RFP)	Construction	W/WW	MOTT MACDONALD FLORIDA, LLC	CONSTRUCTION AND ENGINEERING SERVICES CONSULTANTS INC	Project Completion	11/15/2020	Project Completion (Expected: 4/2023)	\$405,061.00	5.00%	8.08%	\$32,728.93
1	10/22/2020	055-20	Engineering Services for trhe new World Ave. - Waterworks to Chaffee Rd. 24 Inch Water Main Project	Proposal (RFP)	Professional	W/WW	MOTT MACDONALD FLORIDA, LLC	FOUR WATERS ENGINEERING INC	Project Completion	11/15/2020	Project Completion (Expected: 4/2023)	\$405,061.00	5.00%	4.38%	\$17,741.67
1	10/22/2020	055-20	Engineering Services for trhe new World Ave. - Waterworks to Chaffee Rd. 24 Inch Water Main Project	Proposal (RFP)	Professional	W/WW	MOTT MACDONALD FLORIDA, LLC	MESKEL & ASSOCIATES ENGINEERING PLLC	Project Completion	11/15/2020	Project Completion (Expected: 4/2023)	\$405,061.00	5.00%	8.86%	\$35,888.40
1	10/22/2020	062-20	SR200 - William Burgess Blvd To Police Lodge Rd - Trans - RW	Proposal (RFP)	Professional	W/WW	MOTT MACDONALD FLORIDA, LLC	ALPHA ENVIROTECH CONSULTING, INC.	Project Completion	11/15/2020	Project Completion (Expected: 4/2023)	\$609,464.00	5.00%	4.30%	\$26,206.95
1	10/22/2020	062-20	SR200 - William Burgess Blvd To Police Lodge Rd - Trans - RW	Proposal (RFP)	Construction	W/WW	MOTT MACDONALD FLORIDA, LLC	CONSTRUCTION AND ENGINEERING SERVICES CONSULTANTS INC	Project Completion	11/15/2020	Project Completion (Expected: 4/2023)	\$609,464.00	5.00%	9.75%	\$59,422.74
1	10/22/2020	062-20	SR200 - William Burgess Blvd To Police Lodge Rd - Trans - RW	Proposal (RFP)	Professional	W/WW	MOTT MACDONALD FLORIDA, LLC	MESKEL & ASSOCIATES ENGINEERING PLLC	Project Completion	11/15/2020	Project Completion (Expected: 4/2023)	\$609,464.00	5.00%	12.85%	\$78,316.12
1	10/29/2020	071-20	SJRPP Decommissioning - BSA Closure	Bid (IFB)	Professional	Energy	J B COXWELL CONTRACTING INC	DJ CONTRACTING OF JACKSONVILLE, INC.	Project Completion	12/1/2020	Project Completion (Expected: 4/2021)	\$5,960,226.00	10.00%	7.60%	\$452,977.18
1	10/29/2020	071-20	SJRPP Decommissioning - BSA Closure	Bid (IFB)	Supplies	Energy	J B COXWELL CONTRACTING INC	DONNA J. HAMILTON, INC.	Project Completion	12/1/2020	Project Completion (Expected: 4/2021)	\$5,960,226.00	10.00%	2.40%	\$143,045.42
1	11/19/2020	080-20	080-20 Southside Service Center (SSSC) Asphalt Paving Improvements	Bid (IFB)	Professional	Facilities	KUDZUE 3 TRUCKING & PAVING	M & J STRIPING INC	Project Completion	1/1/2021	Project Completion (Expected: 5/2021)	\$447,583.62	2.00%	2.00%	\$8,951.67
1	11/19/2020	053-19	Construction Management-at-Risk (CMAR) Services for the Bartram/US 1 and Cecil Field Water Main Projects	Contract Amendment	Professional	W/WW	GARNEY COMPANIES INC	CSI GEO INC	Project Completion	8/1/2019	Project Completion (Expected: 3/2022)	\$3,967,259.00	10.00%	0.42%	\$16,782.00

FY21 Jacksonville Small Emerging Business (JSEB) Contracts Awarded Report

Prime Vendors denoted in Blue are JSEB Vendors



Quarter	Award Date	Solicitation Number	Title	Type of Award	Service Type	Business Unit	Prime Awardee	JSEB Awardee	Contract Term	Start Date	End Date	Prime Contract Amount	JSEB Requirement	JSEB % Awarded	JSEB Contract Amount
1	11/19/2020	053-19	Construction Management-at-Risk (CMAR) Services for the Bartram/US 1 and Cecil Field Water Main Projects	Contract Amendment	Professional	W/WW	GARNEY COMPANIES INC	GARMON TRUCKING, INC.	Project Completion	8/1/2019	Project Completion (Expected: 3/2022)	\$3,967,259.00	10.00%	0.53%	\$21,203.65
1	12/17/2020	104-20	4511 Spring Park Rd Pump Station Rehab and Upgrade	Bid (IFB)	Professional	W/WW	WILLIAMS INDUSTRIAL SERVICES LLC	COMPLETE COATINGS INC*	Project Completion	3/11/2021	Project Completion (Expected: 4/2022)	\$3,358,137.98	5.00%	3.60%	\$120,892.97
1	12/17/2020	104-20	4511 Spring Park Rd Pump Station Rehab and Upgrade	Bid (IFB)	Supplies	W/WW	WILLIAMS INDUSTRIAL SERVICES LLC	DONNA J. HAMILTON, INC.	Project Completion	3/11/2021	Project Completion (Expected: 4/2022)	\$3,358,137.98	5.00%	1.60%	\$53,730.21
1	12/17/2020	098-20	Beverly Hills West Septic Tank Phase-Out Project	Bid (IFB)	Professional	W/WW	J B COXWELL CONTRACTING INC	DIVERSIFIED DRAINAGE CONCEPTS, INC.	Project Completion	1/5/2021	Project Completion (Expected: 11/2022)	\$20,987,000.00	20.00%	1.96%	\$412,000.00
1	12/17/2020	098-20	Beverly Hills West Septic Tank Phase-Out Project	Bid (IFB)	Professional	W/WW	J B COXWELL CONTRACTING INC	DJ CONTRACTING OF JACKSONVILLE, INC.	Project Completion	1/5/2021	Project Completion (Expected: 11/2022)	\$20,987,000.00	20.00%	7.04%	\$1,477,000.00
1	12/17/2020	098-20	Beverly Hills West Septic Tank Phase-Out Project	Bid (IFB)	Supplies	W/WW	J B COXWELL CONTRACTING INC	DONNA J. HAMILTON, INC.	Project Completion	1/5/2021	Project Completion (Expected: 11/2022)	\$20,987,000.00	20.00%	9.32%	\$1,956,501.00
1	12/17/2020	082-17	Beverly Hills West Septic Tank Phase-Out Project	Contract Amendment	Construction	W/WW	JONES EDMUNDS & ASSOCIATES INC	CONSTRUCTION AND ENGINEERING SERVICES CONSULTANTS INC	Project Completion	10/15/2018	Project Completion (Expected: 11/2022)	\$1,192,240.00	20.00%	55.88%	\$666,223.71
1	12/17/2020	003-21	Ponte Vedra Blvd 6-inch CI Water Main Replacement	Bid (IFB)	Supplies	W/WW	DB CIVIL CONSTRUCTION LLC	DONNA J. HAMILTON, INC.	Project Completion	1/19/2021	Project Completion (Expected: 11/2021)	\$3,319,011.00	15.00%	16.50%	\$547,636.82
1	12/17/2020	077-20	Construction Services for the Holiday Road Master Pump Station (MPS) Rehabilitation	Bid (IFB)	Supplies	W/WW	WILLIAMS INDUSTRIAL SERVICES LLC	DONNA J. HAMILTON, INC.	Project Completion	2/24/2021	Project Completion (Expected: 4/2022)	\$1,838,452.76	10.00%	9.50%	\$174,653.01
1	12/17/2020	077-20	Construction Services for the Holiday Road Master Pump Station (MPS) Rehabilitation	Bid (IFB)	Professional	W/WW	WILLIAMS INDUSTRIAL SERVICES LLC	LEGACY ENGINEERING, INC.*	Project Completion	2/24/2021	Project Completion (Expected: 4/2022)	\$1,838,452.76	10.00%	0.80%	\$14,707.62
1	12/17/2020	077-20	Construction Services for the Holiday Road Master Pump Station (MPS) Rehabilitation	Bid (IFB)	Professional	W/WW	WILLIAMS INDUSTRIAL SERVICES LLC	SMITH SURVEYING GROUP, LLC	Project Completion	2/24/2021	Project Completion (Expected: 4/2022)	\$1,838,452.76	10.00%	0.35%	\$6,434.58
2	1/14/2021	092-20	5th St. W. - Imeson Rd to Melson Ave - Trans - New - FM	Bid (IFB)	Supplies	W/WW	PETTICOAT-SCHMITT CIVIL CONTRACTORS, INC.	DONNA J. HAMILTON, INC.	Project Completion	3/29/2021	Project Completion (Expected: 11/2022)	\$9,004,152.00	10.00%	10.00%	\$900,415.20
2	1/21/2021	081-20	Engineering Services for the 5104 118th St - Class III/IV PS and 6217 Wilson Blvd. - Class III/IV PS Rehabilitation Projects	Proposal (RFP)	Professional	W/WW	CONSTANTINE ENGINEERING, LLC	CSI GEO INC	Project Completion	2/1/2021	Project Completion (Expected: 7/2023)	\$822,451.00	5.00%	1.97%	\$16,202.28
2	1/21/2021	081-20	Engineering Services for the 5104 118th St - Class III/IV PS and 6217 Wilson Blvd. - Class III/IV PS Rehabilitation Projects	Proposal (RFP)	Professional	W/WW	CONSTANTINE ENGINEERING, LLC	ONSITE ENVIRONMENTAL CONSULTING	Project Completion	2/1/2021	Project Completion (Expected: 7/2023)	\$822,451.00	5.00%	0.51%	\$4,219.17
2	1/21/2021	081-20	Engineering Services for the 5104 118th St - Class III/IV PS and 6217 Wilson Blvd. - Class III/IV PS Rehabilitation Projects	Proposal (RFP)	Professional	W/WW	CONSTANTINE ENGINEERING, LLC	SMITH SURVEYING GROUP, LLC	Project Completion	2/1/2021	Project Completion (Expected: 7/2023)	\$822,451.00	5.00%	1.64%	\$13,488.20
2	1/29/2021	009-21	Jammes Rd. Water Main Installation	Bid (IFB)	Construction	W/WW	THE KENTON GROUP, INC. DBA BALDWIN'S QUALITY PLUMBING	*Prime is a JSEB*	Project Completion	3/29/2021	Project Completion (Expected: 11/2021)	\$976,137.00	5.00%	100.00%	\$976,137.00
2	1/29/2021	039-19	Geotechnical and Material Field Laboratory Testing and Inspection Services	Contract Amendment	Professional	W/WW	CSI GEO INC	*Prime is a JSEB*	3 Yrs w/2 - 1 Yr. Renewals	8/14/2019	8/13/2022	\$294,669.00	10.00%	100.00%	\$294,669.00
2	2/4/2021	1410256648	Herlong Circuit 692 Replacement Project	Bid (IFB)	Professional	Energy	MARMON UTILITY LLC	MELSUELA INDUSTRIAL SOLUTIONS*	Project Completion	1/4/2021	Project Completion (Expected: 7/30/2021)	\$1,752,499.49	10.00%	9.70%	\$169,992.45
2	2/4/2021	1410256648	Herlong Circuit 692 Replacement Project	Bid (IFB)	Professional	Energy	MARMON UTILITY LLC	JOHNSON SURVEYING AND MAPPING, INC.	Project Completion	1/4/2021	Project Completion (Expected: 7/30/2021)	\$1,752,499.49	10.00%	0.30%	\$5,257.50

FY21 Jacksonville Small Emerging Business (JSEB) Contracts Awarded Report

Prime Vendors denoted in Blue are JSEB Vendors



Quarter	Award Date	Solicitation Number	Title	Type of Award	Service Type	Business Unit	Prime Awardee	JSEB Awardee	Contract Term	Start Date	End Date	Prime Contract Amount	JSEB Requirement	JSEB % Awarded	JSEB Contract Amount
2	2/4/2021	1410242853	Beaver Street Patrol Road Construction Services	Bid (IFB)	Supplies	Energy	SUPERIOR ROW SERVICES, LLC	K & C SAND, INC	Project Completion	2/10/2021	7/15/2021	\$766,637.16	10.00%	15.68%	\$120,193.00
2	2/18/2021	1410238846	Continuing Engineering Services- Fiber Optic Route Design and Engineering- Transmission and Distribution	Proposal (RFP)	Professional	IT	PICKETT & ASSOCIATES, INC.	MESKEL & ASSOCIATES ENGINEERING PLLC	3 Yrs w/1 - 1 Yr. Renewal	2/15/2021	2/14/2024	\$750,000.00	4.00%	1.00%	\$7,500.00
2	2/18/2021	1410238846	Continuing Engineering Services- Fiber Optic Route Design and Engineering- Transmission and Distribution	Proposal (RFP)	Professional	IT	PICKETT & ASSOCIATES, INC.	JOHNSON SURVEYING AND MAPPING, INC.	3 Yrs w/1 - 1 Yr. Renewal	2/15/2021	2/14/2024	\$750,000.00	4.00%	2.00%	\$15,000.00
2	2/18/2021	018-21	Timawatha Ave. Force Main Replacement	Bid (IFB)	Professional	W/WW	THE KENTON GROUP, INC. DBA BALDWIN'S QUALITY PLUMBING	<i>*Prime is a JSEB*</i>	Project Completion	3/29/2021	Project Completion (Expected: 9/2021)	\$420,810.12	5.00%	100.00%	\$420,810.12
2	2/26/2021	016-21	Twin Creeks Reclaimed Water Re-Pump Station Improvements - Phase II	Bid (IFB)	Supplies	W/WW	WILLIAMS INDUSTRIAL SERVICES LLC	DONNA J. HAMILTON, INC.	Project Completion	3/18/2021	Project Completion (Expected: 6/2022)	\$4,584,949.07	10.00%	5.63%	\$258,132.63
2	2/26/2021	016-21	Twin Creeks Reclaimed Water Re-Pump Station Improvements - Phase II	Bid (IFB)	Professional	W/WW	WILLIAMS INDUSTRIAL SERVICES LLC	RECOVERY ZONE CRYOGENIC THERAPY	Project Completion	3/18/2021	Project Completion (Expected: 6/2022)	\$4,584,949.07	10.00%	4.06%	\$186,148.93
2	2/26/2021	016-21	Twin Creeks Reclaimed Water Re-Pump Station Improvements - Phase II	Bid (IFB)	Professional	W/WW	WILLIAMS INDUSTRIAL SERVICES LLC	SMITH SURVEYING GROUP, LLC	Project Completion	3/18/2021	Project Completion (Expected: 6/2022)	\$4,584,949.07	10.00%	0.43%	\$19,715.28
2	2/26/2021	1410242847	Forest Trail Patrol Road Construction Services	Bid (IFB)	Supplies	Energy	SUPERIOR ROW SERVICES, LLC	K & C SAND, INC	Project Completion	3/9/2021	7/31/2021	\$449,463.59	10.00%	10.48%	\$47,103.78
2	2/26/2021	108-18	Engineering Services for the Arlington East Water Reclamation Facility (WRF) Upgrades Project	Contract Amendment	Professional	W/WW	HAZEN AND SAWYER P C	SMITH SURVEYING GROUP, LLC	Project Completion	4/1/2019	Project Completion (Expected: 2/2023)	\$7,137,148.00	5.00%	1.40%	\$99,920.07
2	2/26/2021	108-18	Engineering Services for the Arlington East Water Reclamation Facility (WRF) Upgrades Project	Contract Amendment	Engineering	W/WW	HAZEN AND SAWYER P C	FOUR WATERS ENGINEERING INC	Project Completion	4/1/2019	Project Completion (Expected: 2/2023)	\$7,137,148.00	5.00%	1.35%	\$96,351.50
2	2/26/2021	108-18	Engineering Services for the Arlington East Water Reclamation Facility (WRF) Upgrades Project	Contract Amendment	Professional	W/WW	HAZEN AND SAWYER P C	ENG ENGINEERING INC	Project Completion	4/1/2019	Project Completion (Expected: 2/2023)	\$7,137,148.00	5.00%	0.23%	\$16,415.44
2	2/26/2021	108-18	Engineering Services for the Arlington East Water Reclamation Facility (WRF) Upgrades Project	Contract Amendment	Professional	W/WW	HAZEN AND SAWYER P C	CSI GEO INC	Project Completion	4/1/2019	Project Completion (Expected: 2/2023)	\$7,137,148.00	5.00%	1.27%	\$90,641.78
2	2/26/2021	108-18	Engineering Services for the Arlington East Water Reclamation Facility (WRF) Upgrades Project	Contract Amendment	Professional	W/WW	HAZEN AND SAWYER P C	ONSITE ENVIRONMENTAL CONSULTING	Project Completion	4/1/2019	Project Completion (Expected: 2/2023)	\$7,137,148.00	5.00%	0.54%	\$38,469.23
2	3/4/2021	092-19	JEA Nassau Regional Water Treatment Plant (WTP) Wellhead No. 3 and Water Main Improvements	Contract Amendment	Professional	W/WW	WILLIAMS INDUSTRIAL SERVICES LLC	COMPLETE SERVICES WELL DRILLING INC	Project Completion	9/16/2019	Project Completion (Expected: 3/2021)	\$63,879.69	5.00%	11.27%	\$7,200.00
2	3/4/2021	099-20	Fleet Services Operations Building Renovation Design Services	Proposal (RFP)	Engineering	Facilities	RODRIGUEZ ARCHITECTURE, LLC	<i>*Prime is a JSEB*</i>	Project Completion	3/8/2021	Project Completion (Expected by 7/15/2021)	\$169,760.00	10.00%	100.00%	\$169,760.00
2	3/4/2021	071-17	Engineering Services for Nassau Regional Water Reclamation Facility Projects	Contract Amendment	Professional	W/WW	HAZEN AND SAWYER P C	SMITH SURVEYING GROUP, LLC	Project Completion	5/1/2018	Project Completion (Expected: 10/2024)	\$9,630,444.00	10.00%	1.35%	\$130,010.99
2	3/4/2021	071-17	Engineering Services for Nassau Regional Water Reclamation Facility Projects	Contract Amendment	Professional	W/WW	HAZEN AND SAWYER P C	FOUR WATERS ENGINEERING INC	Project Completion	5/1/2018	Project Completion (Expected: 10/2024)	\$9,630,444.00	10.00%	3.18%	\$306,248.12
2	3/4/2021	071-17	Engineering Services for Nassau Regional Water Reclamation Facility Projects	Contract Amendment	Professional	W/WW	HAZEN AND SAWYER P C	MESKEL & ASSOCIATES ENGINEERING PLLC	Project Completion	5/1/2018	Project Completion (Expected: 10/2024)	\$9,630,444.00	10.00%	1.59%	\$153,124.06
2	3/4/2021	071-17	Engineering Services for Nassau Regional Water Reclamation Facility Projects	Contract Amendment	Professional	W/WW	HAZEN AND SAWYER P C	ONSITE ENVIRONMENTAL CONSULTING	Project Completion	5/1/2018	Project Completion (Expected: 10/2024)	\$9,630,444.00	10.00%	0.41%	\$39,484.82

FY21 Jacksonville Small Emerging Business (JSEB) Contracts Awarded Report

Prime Vendors denoted in Blue are JSEB Vendors



Quarter	Award Date	Solicitation Number	Title	Type of Award	Service Type	Business Unit	Prime Awardee	JSEB Awardee	Contract Term	Start Date	End Date	Prime Contract Amount	JSEB Requirement	JSEB % Awarded	JSEB Contract Amount
2	3/4/2021	071-17	Engineering Services for Nassau Regional Water Reclamation Facility Projects	Contract Amendment	Professional	W/WW	HAZEN AND SAWYER P C	ENG ENGINEERING INC	Project Completion	5/1/2018	Project Completion (Expected: 10/2024)	\$9,630,444.00	10.00%	0.49%	\$47,189.18
2	3/11/2021	1410256646	Buckman Fence Replacement Project	Bid (IFB)	Construction	Facilities	ARMSTRONG FENCE CO	THE GOODLY GROUP OF NORTHEAST FLORIDA, INC.	Project Completion	3/31/2021	Project Completion (Expected: 9/30/2021)	\$458,480.00	10.00%	10.00%	\$45,848.00
2	3/25/2021	083-18	Restoration of Disturbed Sod (South/East)	Contract Amendment	Professional	W/WW	AMERICAN CONSTRUCTION ENTERPRISES OF NE FL, INC.	*Prime is a JSEB*	5 Yrs w/1 – 1 Yr. Renewal	7/9/2018	03/28/2022 (Contract will be terminated early, see	\$473,195.30	100.00%	100.00%	\$473,195.30
2	3/25/2021	012-21	Blacks Ford Water Reclamation Facility Warehouse and Site Improvement Design Services	Proposal (RFP)	Engineering	Facilities	BHIDE & HALL ARCHITECTS, P.A.	ENG ENGINEERING INC	Project Completion	4/1/2021	Project Completion (Expected by 9/15/2021)	\$145,000.00	10.00%	11.00%	\$15,950.00
2	3/25/2021	060-20	Progressive Design-Build Services for the JEA Utility Training Center (JUTC) Renovation Project	Proposal (RFP)	Professional	Facilities	AULD & WHITE CONSTRUCTORS, LLC	DURDEN SURVEYING AND MAPPING, INC.	Project Completion	4/1/2021	Project Completion (Expected: 4/2022)	\$164,300.00	5.00%	12.80%	\$21,030.40
2	3/25/2021	061-20	Progressive Design-Build Services for the Southside Services Center (SSSC) Renovation Project	Proposal (RFP)	Professional	Facilities	AULD & WHITE CONSTRUCTORS, LLC	DURDEN SURVEYING AND MAPPING, INC.	Project Completion	4/1/2021	Project Completion (Expected: 11/2022)	\$185,300.00	5.00%	2.00%	\$3,706.00
3	4/8/2021	023-21	Mandarin Road Loop Connection - Trans - New - WM	Bid (IFB)	Construction	W/WW	THE KENTON GROUP, INC. DBA BALDWIN'S QUALITY PLUMBING	*Prime is a JSEB*	Project Completion	6/17/2021	Project Completion (Expected: 11/2021)	\$344,762.88	5.00%	100.00%	\$344,762.88
3	4/15/2021	015-21	Construction Services for the Arlington East WRF Phase 1 Upgrades – Odor Control Improvements	Bid (IFB)	Professional	W/WW	R2T, INC.	SMITH SURVEYING GROUP, LLC	Project Completion	4/26/2021	Project Completion (Expected: 4/2022)	\$2,161,023.00	5.00%	0.58%	\$12,447.49
3	4/15/2021	015-21	Construction Services for the Arlington East WRF Phase 1 Upgrades – Odor Control Improvements	Bid (IFB)	Supplies	W/WW	R2T, INC.	DONNA J. HAMILTON, INC.	Project Completion	4/26/2021	Project Completion (Expected: 4/2022)	\$2,161,023.00	5.00%	5.31%	\$114,750.32
3	4/22/2021	127-17	Buckman Biosolids Conversion Projects	Contract Amendment	Construction	W/WW	CAROLLO ENGINEERS INC	CONSTRUCTION AND ENGINEERING SERVICES CONSULTANTS INC	Project Completion	4/27/2018	Project Completion (Expected: 5/2026)	\$7,053,403.28	20.00%	13.90%	\$980,423.06
3	4/22/2021	127-17	Buckman Biosolids Conversion Projects	Contract Amendment	Professional	W/WW	CAROLLO ENGINEERS INC	B V GROUP AND ASSOCIATES, INC.	Project Completion	4/27/2018	Project Completion (Expected: 5/2026)	\$7,053,403.28	20.00%	0.03%	\$2,116.02
3	4/22/2021	127-17	Buckman Biosolids Conversion Projects	Contract Amendment	Professional	W/WW	CAROLLO ENGINEERS INC	MESKEL & ASSOCIATES ENGINEERING PLLC	Project Completion	4/27/2018	Project Completion (Expected: 5/2026)	\$7,053,403.28	20.00%	0.09%	\$6,348.06
3	4/29/2021	112-17	Engineering Services for Walnut Street Gravity Sewer Replacement	Contract Amendment	Professional	W/WW	MOTT MACDONALD FLORIDA, LLC	MESKEL & ASSOCIATES ENGINEERING PLLC	Project Completion	7/8/2018	Project Completion (Expected: 9/2021)	\$363,552.00	15.00%	1.35%	\$4,907.95
3	4/29/2021	112-17	Engineering Services for Walnut Street Gravity Sewer Replacement	Contract Amendment	Engineering	W/WW	MOTT MACDONALD FLORIDA, LLC	CONSTRUCTION AND ENGINEERING SERVICES CONSULTANTS INC	Project Completion	7/8/2018	Project Completion (Expected: 9/2021)	\$363,552.00	15.00%	2.28%	\$8,288.99
3	4/29/2021	112-17	Engineering Services for Walnut Street Gravity Sewer Replacement	Contract Amendment	Professional	W/WW	MOTT MACDONALD FLORIDA, LLC	VIA CONSULTING SERVICES INC	Project Completion	7/8/2018	Project Completion (Expected: 9/2021)	\$363,552.00	15.00%	76.89%	\$279,535.13
3	4/29/2021	025-21	Eastport Road Force Main	Bid (IFB)	Supplies	W/WW	T B LANDMARK CONSTRUCTION INC	DONNA J. HAMILTON, INC.?	Project Completion	7/28/2021	Project Completion (Expected: 3/2022)	\$659,413.49	8.00%	6.00%	\$39,564.81
3	4/29/2021	025-21	Eastport Road Force Main	Bid (IFB)	Professional	W/WW	T B LANDMARK CONSTRUCTION INC	DJ CONTRACTING OF JACKSONVILLE, INC.	Project Completion	7/28/2021	Project Completion (Expected: 3/2022)	\$659,413.49	8.00%	2.00%	\$13,188.27
3	5/6/2021	004-21	Engineering Services for the Design of the Martin Luther King: Fairfax to Brentwood Water Main Replacement	Proposal (RFP)	Professional	W/WW	FOUR WATERS ENGINEERING INC	*Prime is a JSEB*	Project Completion	7/1/2021	Project Completion (Expected: 6/2024)	\$532,026.00	5.00%	100.00%	\$532,026.00
3	5/6/2021	100-20	District II - Robena Rd. Booster Pump Station	Bid (IFB)	Professional	W/WW	PETTICOAT-SCHMITT CIVIL CONTRACTORS, INC.	RFE CONSTRUCTION & FENCING	Project Completion	7/1/2021	Project Completion (Expected: 9/2022)	\$3,539,100.00	6.00%	1.00%	\$35,391.00

FY21 Jacksonville Small Emerging Business (JSEB) Contracts Awarded Report

Prime Vendors denoted in Blue are JSEB Vendors



Quarter	Award Date	Solicitation Number	Title	Type of Award	Service Type	Business Unit	Prime Awardee	JSEB Awardee	Contract Term	Start Date	End Date	Prime Contract Amount	JSEB Requirement	JSEB % Awarded	JSEB Contract Amount
3	5/6/2021	024-21	Facilities Janitorial Service – Open Market for Downtown, Service Centers and other Sites	Proposal (RFP)	Professional	Facilities	TRUSTED HAND SERVICE, INC.	EVERSAFE BUILDING MAINTENANCE CORPORATION	1 Yr w/2 – 1 Yr Renewals	6/1/2021	5/31/2022	\$1,173,613.40	20.00%	20.00%	\$234,722.68
3	5/13/2021	007-21	Engineering Services for the Monterey Wastewater Treatment Facility (WWTF) Improvements Project	Proposal (RFP)	Professional	W/WW	CONSTANTINE ENGINEERING, LLC	CSI GEO INC	Project Completion	6/4/2021	Project Completion (Expected: 12/2026)	\$1,011,570.29	5.00%	1.00%	\$10,115.70
3	5/13/2021	007-21	Engineering Services for the Monterey Wastewater Treatment Facility (WWTF) Improvements Project	Proposal (RFP)	Professional	W/WW	CONSTANTINE ENGINEERING, LLC	SMITH SURVEYING GROUP, LLC	Project Completion	6/4/2021	Project Completion (Expected: 12/2026)	\$1,011,570.29	5.00%	5.50%	\$55,636.37
3	5/13/2021	007-21	Engineering Services for the Monterey Wastewater Treatment Facility (WWTF) Improvements Project	Proposal (RFP)	Professional	W/WW	CONSTANTINE ENGINEERING, LLC	FOUR WATERS ENGINEERING INC	Project Completion	6/4/2021	Project Completion (Expected: 12/2026)	\$1,011,570.29	5.00%	10.26%	\$103,787.11
3	5/21/2021	086-20	Extend Chilled Water System to New JEA Office & Ed Ball Building	Contract Increase	Supplies	W/WW	T B LANDMARK CONSTRUCTION INC	DONNA J. HAMILTON, INC.	Project Completion	1/19/2021	Project Completion (Expected: 1/2022)	\$3,894,145.71	3.00%	3.00%	\$116,824.37
3	6/3/2021	013-21	Engineering Services for the CR210 - Longleaf Pine Pkwy to Shearwater Rd - Trans - RW Project	Proposal (RFP)	Engineering	W/WW	MOTT MACDONALD FLORIDA, LLC	CONSTRUCTION AND ENGINEERING SERVICES CONSULTANTS INC	Project Completion	7/1/2021	Project Completion (Expected: 9/2023)	\$450,484.00	5.00%	7.30%	\$32,885.33
3	6/3/2021	013-21	Engineering Services for the CR210 - Longleaf Pine Pkwy to Shearwater Rd - Trans - RW Project	Proposal (RFP)	Professional	W/WW	MOTT MACDONALD FLORIDA, LLC	MESKEL & ASSOCIATES ENGINEERING PLLC	Project Completion	7/1/2021	Project Completion (Expected: 9/2023)	\$450,484.00	5.00%	10.28%	\$46,309.76
3	6/24/2021	048-20	St. John's River Coal Terminal and Conveyor Demolition, Remediation and Restoration	Bid (IFB)	Professional	Energy	GSD TRADING USA, INC.	BULLARD FENCE INC	Project Completion	7/15/2021	Project Completion (Expected: 07/15/2022)	\$5,764,000.00	10.00%	2.00%	\$115,280.00
3	6/24/2021	048-20	St. John's River Coal Terminal and Conveyor Demolition, Remediation and Restoration	Bid (IFB)	Professional	Energy	GSD TRADING USA, INC.	SMITH SURVEYING GROUP, LLC	Project Completion	7/15/2021	Project Completion (Expected: 07/15/2022)	\$5,764,000.00	10.00%	2.25%	\$129,690.00
3	6/24/2021	048-20	St. John's River Coal Terminal and Conveyor Demolition, Remediation and Restoration	Bid (IFB)	Professional	Energy	GSD TRADING USA, INC.	GARMON TRUCKING, INC.	Project Completion	7/15/2021	Project Completion (Expected: 07/15/2022)	\$5,764,000.00	10.00%	2.00%	\$115,280.00
3	6/24/2021	048-20	St. John's River Coal Terminal and Conveyor Demolition, Remediation and Restoration	Bid (IFB)	Professional	Energy	GSD TRADING USA, INC.	SPA SMILEY TRUCKING INC	Project Completion	7/15/2021	Project Completion (Expected: 07/15/2022)	\$5,764,000.00	10.00%	2.00%	\$115,280.00
3	6/24/2021	048-20	St. John's River Coal Terminal and Conveyor Demolition, Remediation and Restoration	Bid (IFB)	Professional	Energy	GSD TRADING USA, INC.	LANDSCAPE CONSTRUCTION, LLC	Project Completion	7/15/2021	Project Completion (Expected: 07/15/2022)	\$5,764,000.00	10.00%	2.00%	\$115,280.00
4	7/8/2021	1410330446	Galvanized Pipe Replacement Program College St. Area	Bid (IFB)	Professional	W/WW	PETTICOAT-SCHMITT CIVIL CONTRACTORS INC.	DJ CONTRACTING OF JACKSONVILLE, INC.	Project Completion	8/1/2021	Project Completion (Expected: 9/2021)	\$1,421,961.99	12.00%	3.63%	\$51,617.22
4	7/8/2021	1410330446	Galvanized Pipe Replacement Program College St. Area	Bid (IFB)	Professional	W/WW	PETTICOAT-SCHMITT CIVIL CONTRACTORS INC.	M & J STRIPING INC	Project Completion	8/1/2021	Project Completion (Expected: 9/2021)	\$1,421,961.99	12.00%	1.25%	\$17,774.52
4	7/8/2021	1410330446	Galvanized Pipe Replacement Program College St. Area	Bid (IFB)	Professional	W/WW	PETTICOAT-SCHMITT CIVIL CONTRACTORS INC.	LANDSCAPE CONSTRUCTION, LLC	Project Completion	8/1/2021	Project Completion (Expected: 9/2021)	\$1,421,961.99	12.00%	1.19%	\$16,921.35
4	7/8/2021	1410330446	Galvanized Pipe Replacement Program College St. Area	Bid (IFB)	Professional	W/WW	PETTICOAT-SCHMITT CIVIL CONTRACTORS INC.	GARMON TRUCKING, INC.	Project Completion	8/1/2021	Project Completion (Expected: 9/2021)	\$1,421,961.99	12.00%	3.01%	\$42,801.06
4	7/8/2021	1410330446	Galvanized Pipe Replacement Program College St. Area	Bid (IFB)	Professional	W/WW	PETTICOAT-SCHMITT CIVIL CONTRACTORS INC.	GARMON TRUCKING, INC.	Project Completion	8/1/2021	Project Completion (Expected: 9/2021)	\$1,421,961.99	12.00%	2.92%	\$41,521.29
4	7/29/2021	1410328449	Construction Services for the Radio Avenue Master Pump Station RW w/ Ground Storage Tank	Bid (IFB)	Supplies	W/WW	SAWCROSS, INC.	JB MATERIALS, INC	Project Completion	10/1/2021	Project Completion (Expected: 2/2023)	\$5,492,709.00	10.00%	10.00%	\$549,270.90
4	7/29/2021	1410316046	Southwest -Timuquana PS Upgrade Project	Bid (IFB)	Supplies	W/WW	SAWCROSS, INC.	JB MATERIALS, INC	Project Completion	10/1/2021	Project Completion (Expected: 10/2022)	\$3,618,453.30	5.00%	5.00%	\$180,922.67



FY21 Jacksonville Small Emerging Business (JSEB) Contracts Awarded Report

Prime Vendors denoted in Blue are JSEB Vendors

Quarter	Award Date	Solicitation Number	Title	Type of Award	Service Type	Business Unit	Prime Awardee	JSEB Awardee	Contract Term	Start Date	End Date	Prime Contract Amount	JSEB Requirement	JSEB % Awarded	JSEB Contract Amount
4	8/5/2021	1410326449	Cedar Bay Water Reclamation Facility Backup Power System	Bid (IFB)	Supplies	W/WW	SAWCROSS, INC.	JB MATERIALS, INC	Project Completion	8/16/2021	Project Completion (Expected: 9/30/2022)	\$3,074,000.00	10.00%	12.00%	\$368,880.00
4	8/5/2021	1410326253	Facilities Janitorial Services (JSEB) Sheltered Market - Generating Stations	Proposal (RFP)	Professional	Facilities	EVERSAFE BUILDING MAINTENANCE CORPORATION	*Prime is a JSEB*	1 Yr w/2 – 1 Yr Renewals	10/1/2021	9/30/2022	\$489,552.43	100.00%	100.00%	\$489,552.43
4	8/12/2021	029-21	Consolidated Rivertown WTP Project Package	Bid (IFB)	Professional	W/WW	WILLIAMS INDUSTRIAL SERVICES LLC	COMPLETE SERVICES WELL DRILLING INC	Project Completion	10/1/2021	Project Completion (Expected: 5/2023)	\$14,697,198.63	10.00%	10.00%	\$1,469,719.86
4	8/19/2021	1410223046	Integrated Resource Planning for Electric Generation Planning	Proposal (RFP)	Professional	Energy	BLACK & VEATCH MANAGEMENT CONSULTING	ACUITY DESIGN GROUP, LLC	Project Completion	9/15/2021	Project Completion (Expected: 12/31/2023)	\$1,705,392.00	Optional	5.00%	\$85,269.60
4	8/19/2021	1410297246	Subsurface Utility Engineering and Locate Services	Proposal (RFP)	Professional	W/WW	ETM SURVEYING & MAPPING, INC.	SMITH SURVEYING GROUP, LLC	3 Yrs w/2 – 1 Yr Renewals	10/1/2021	9/30/2024	\$500,000.00	5.00%	4.00%	\$20,000.00
4	9/2/2021	040-19	Greenland Water Reclamation Facility (WRF) Pipelines: Water, Reclaimed Water and Sanitary Sewer Force Mains	Change Order	Professional	W/WW	GARNEY COMPANIES, INC.	MESKEL & ASSOCIATES ENGINEERING PLLC	Project Completion	6/25/2019	Project Completion (Expected: 1/2024)	\$476,782.00	5.00%	15.30%	\$72,947.65
4	9/2/2021	040-19	Greenland Water Reclamation Facility (WRF) Pipelines: Water, Reclaimed Water and Sanitary Sewer Force Mains	Change Order	Construction	W/WW	GARNEY COMPANIES, INC.	CONSTRUCTION AND ENGINEERING SERVICES CONSULTANTS INC	Project Completion	6/25/2019	Project Completion (Expected: 1/2024)	\$476,782.00	5.00%	2.80%	\$13,349.90
4	9/2/2021	006-18	Engineering Services for the Greenland Water Reclamation Facility (WRF)	Contract Amendment	Engineering	W/WW	JACOBS ENGINEERING GROUP INC.	GM HILL ENGINEERING, INC. ¹	Project Completion	1/18/2019	Project Completion (Expected: 12/2024)	\$10,908,096.08	10.00%	1.15%	\$125,443.10
4	9/2/2021	006-18	Engineering Services for the Greenland Water Reclamation Facility (WRF)	Contract Amendment	Professional	W/WW	JACOBS ENGINEERING GROUP INC.	LANDWISE DESIGN ²	Project Completion	1/18/2019	Project Completion (Expected: 12/2024)	\$10,908,096.08	10.00%	0.46%	\$50,177.24
4	9/2/2021	006-18	Engineering Services for the Greenland Water Reclamation Facility (WRF)	Contract Amendment	Construction	W/WW	JACOBS ENGINEERING GROUP INC.	CLAYTON CO CONSULTANTS LLC	Project Completion	1/18/2019	Project Completion (Expected: 12/2024)	\$10,908,096.08	10.00%	20.23%	\$2,206,707.84
4	9/9/2021	14103380481	Cedar Bay 480V Backup Blower	Bid (IFB)	Construction	W/WW	PBM CONSTRUCTORS, INC.	SHIFTING GEARS	Project Completion	10/21/2021	Project Completion (Expected: 5/2022)	\$964,000.00	4.00%	5.00%	\$48,200.00
4	9/16/2021	1410344850	Facilities Janitorial Services (JSEB) Sheltered Market – Substations, Lift Stations, Chiller Plants and Treatment Plants	Proposal (RFP)	Professional	Facilities	EVERSAFE BUILDING MAINTENANCE CORPORATION	*Prime is a JSEB*	1 Yr w/2 – 1 Yr Renewals	10/1/2021	9/30/2022	\$774,743.90	100.00%	100.00%	\$774,743.90

JSEB Contracts Awarded Report Notes

#	JSEB Awardee	Description
1	GM HILL ENGINEERING, INC.	JSEB Certification expired 6/1/2020. Supplier graduated out of the program. However, the supplier was certified when the contract was originally awarded. Therefore, we will continue to count them as JSEB through the life of this project.
2	LANDWISE DESIGN	JSEB Certification expired 5/3/2021. However, the supplier was certified when the contract was awarded. Therefore, we will continue to count them as JSEB through the life of this project.
3	COMPLETE COATINGS	JSEB Certification expired 7/31/21. However, the supplier was certified when the contract was awarded. Therefore, we will continue to count them as JSEB through the life of this project.
4	LEGACY ENGINEERING, INC.	JSEB Certification expired 4/26/21. However, the supplier was certified when the contract was awarded. Therefore, we will continue to count them as JSEB through the life of this project.
5	MELSUELA INDUSTRIAL SOLUTIONS	JSEB Certification expired 3/20/21. However, the supplier was certified when the contract was awarded. Therefore, we will continue to count them as JSEB through the life of this project.
6	RECOVERY ZONE CRYOGENIC THERAPY	JSEB Certification expired 7/16/21. However, the supplier was certified when the contract was awarded. Therefore, we will continue to count them as JSEB through the life of this project. Additionally, the supplier changed their name to RZ Service Group LLC and their JSEB Certification expires 8/13/23.
7	DONNA J. HAMILTON, INC.	JSEB Certification expired 4/30/21. However, the supplier was certified when the contract was awarded. Therefore, we will continue to count them as JSEB through the life of this project.
JSEB Chart	Solicitation Number: 1410330446	Garmon Trucking is listed to handle two different services at a specific percentage amount. Only counting the solicitation once in the contracts awarded count for the JSEB Vendor.

FY21 Jacksonville Small Emerging Business (JSEB) Contracts Awarded Report

Prime Vendors denoted in Blue are JSEB Vendors



Quarter	Award Date	Solicitation Number	Title	Type of Award	Service Type	Business Unit	Prime Awardee	JSEB Awardee	Contract Term	Start Date	End Date	Prime Contract Amount	JSEB Requirement	JSEB % Awarded	JSEB Contract Amount
JSEB Chart		Solicitation Number: 006-18	This solicitation had two contract amendments. Only counting the solicitation once in the contracts awarded count for the following JSEB Vendors: Clayton Co Consultants LLC, GM Hill and Landwise.												



INTER-OFFICE MEMORANDUM

November 9, 2021

SUBJECT: CORPORATE HEADQUARTERS UPDATE

FROM: Jay Stowe, Managing Director/CEO

TO: JEA Board of Directors

BACKGROUND:

JEA has been planning for a new corporate headquarters (HQ) for several years to address business continuity risks while meeting our headquarters needs in a cost-effective manner. The Board approved a lease with Ryan Companies US, Inc. (Ryan) at its June 25, 2019 meeting and the lease was executed on July 9, 2019 after approval of the site purchase and sale agreement between Ryan and the City of Jacksonville. Reviews by the JEA Board and its Corporate Headquarters Committee in May 2020 resulted in approved changes to the scope of the HQ project. A lease amendment reflecting the scope changes was executed on June 23, 2020. JEA executed lease amendment 3 on February 26, 2021 setting the guaranteed maximum price (GMP) for construction scope with Ryan Companies in line with the target budget established in the June 2020 lease amendment. A fourth amendment to the lease was executed on July 19, 2021 establishing a process for change orders and associated scope changes within the tenant improvement allowance funds to maintain the lease budget and GMP. Spring 2020 changes to the building size and scope support the recent decision to migrate to a flexible hybrid work model post Covid-19 restrictions.

DISCUSSION:

Exterior metal panel and curtain wall glass installation nearing completion, service and passenger elevator installation and interior electrical and mechanical work are continuing. RS&H submitted 75% construction drawings in October for the building interiors. Tenant improvement (interiors) construction is expected to commence in December or January. The interiors will offer a variety of workspaces to support the flexible work model.

Aerial view
October 20, 2021





Glass being installed on
north side of level 7



FINANCIAL IMPACT:

The reassessment for downtown locations discussed in January 2021 may allow for better use of space in the long term and the possibility of short term financial savings by deferring decisions on the addition of a second downtown facility.

RECOMMENDATION:

This is provided as information only.

Jay Stowe, Managing Director/CEO

JCS/LMD/NKV

November 2021

CORPORATE COMMUNICATIONS & COMMUNITY OUTREACH



The Customer & Community Engagement Team develops engaging communications across a range of channels to educate our customers and community on JEA services and programs in order to help them save money and time and provide peace of mind.

ADVERTISING & SOCIAL MEDIA CAMPAIGNS • CUSTOMER COMMUNICATIONS • DIGITAL COMMUNICATIONS • VIDEOGRAPHY • COMMUNITY OUTREACH

JEA Educational Campaigns

We continue to promote our advertising campaigns to highlight JEA's Drive Electric Program and JEA's overall commitment to the environment through conservation education and customer offerings.

The environmental commitment campaign continues to run on TV, radio and digital billboards. The EV campaign continues to focus on media channels that allow for targeting conservation enthusiasts and those potentially in the market for a new car.



Monthly Paid Media Impressions

MEDIA	IMPRESSIONS
Television/Cable	1,934,000
Radio	1,793,000
Out-of-Home	4,059,786
Online Display/Video	1,265,328
Paid Social	1,870,593
Online Paid Social	89,050
Print	3,000
TOTAL	11,014,757

Video Spotlight

The video, "We Understand," highlights JEA's importance to the community we serve. It was initially produced to introduce JEA to an audience prior to a talk or presentation. However, the overall success of the video demonstrates the wide breadth of the services we provide as well as the appreciation of our customers we serve.



Social Media Engagement

JEA saw an **increase** in overall mentions over the last 30 days

compared to the previous time frame.

The increase was due to several paid social media ads that sparked conversations within the social media platforms. Topics that garnered higher than normal responses included bill payment options, Restoration 1-2-3 efforts, and drive electric initiatives.

In addition, there was a **37% increase** in positive mentions.

These mentions included those of congratulations to JEA's new Board Member, Rick Morales, JEA's Ricky Erixton's appointment to the SERC board of directors, and those who commented positively about their experiences as an EV owner.

Media Highlights

Media coverage during the first half of October highlighted community engagement activities, our water purification program, and news coverage of JEA delaying capacity fee increases and plans to change the fuel cost methodology.

The estimated publicity value is more than \$15,000 for the two-week period.

We received positive coverage from **WJXT** and **First Coast News** spotlighting the JEA Butterfly Garden initiative. WOKV radio aired a story on JEA's plans to build a water purification facility and education center, including a soundbite from Project Manager Ryan Popko. Several news outlets covered the JEA Finance & Audit Committee meeting on Oct. 15, in which capacity fees and fuel costs were discussed. Coverage also included stories from the **Florida Times-Union**, **WJXT**, **WJCT** and the **JaxDailyRecord**.

Sharing Money-Saving Tips for Customers to Gobble Up This Thanksgiving

We utilized the November bill insert as an educational tool to help customers save money over the upcoming holiday. Through energy- and water-saving tips, they learned that simple modifications of behavior and utility usage can pay off, resulting in savings that can be allocated for the other things for which they are thankful.

Money-saving tips you'll want to gobble up this Thanksgiving



November 2021

JEA Building Community



We also encouraged customers to consider helping others in need during the season of giving through our *Neighbor to Neighbor Fund*.

In Our Community

Our Volunteer Services Team reaches out virtually and in-person to our community in many different ways. In the first two weeks of October alone, staff participated in a number of events that allowed JEA to reach our customers with a positive impact. A few of those activities include:

2021 Florida Black Expo

JEA was one of hundreds of businesses represented at the Florida Black Expo held at the Prime Osborn Convention, Saturday, Oct. 23. The Expo is a forum to educate, enlighten and inspire the community with an emphasis on economic development and exposure to cultural resources.

JEA Butterfly Garden

Twenty-one volunteers worked together to finalize the garden revitalization plan. The three phases included installation of a solar-power sprinkler system, trellises made from repurposed poles and electrical cables, and the use of reclaimed water from the Buckman Wastewater Treatment Plant.

National Drive Electric Week

JEA Ambassadors celebrated National Drive Electric Week at the Museum of Science and History on Saturday, Oct. 2. This nationwide celebration raises awareness of the many benefits of all-electric and plug-in hybrid cars, trucks, motorcycles, and more.

JEA Employees Raise Record Amounts at Tournaments

Our partnership with the United Way allowed us to demonstrate our commitment to improving the community we serve through the Redfish Tournament Oct. 11 and the Golf Tournament Oct. 18. Funds raised through these events doubled the proceeds raised at last year's events.

Photos from Selected Community Outreach Events



Florida Black Expo



JEA Butterfly Garden



JEA Golf Tournament
Raised \$30,858



Redfish Tournament
Raised \$42,609

Community Events Social Media Coverage





Monthly Financial Statements

October 2021

Monthly Financial Statements

October 2021

Index

	Page
Statements of Net Position - Assets and Deferred Outflows of Resources	2
Statements of Net Position - Liabilities, Deferred Inflows of Resources, and Net Position	3
Statements of Revenues, Expenses and Changes in Net Position	4
Statement of Cash Flow	5
Combining Statement of Net Position - Assets and Deferred Outflows of Resources Current Year	6
Combining Statement of Net Position - Liabilities, Deferred Inflows of Resources, and Net Position Current Year	7
Combining Statement of Net Position - Assets and Deferred Outflows of Resources Prior Year	8
Combining Statement of Net Position - Liabilities, Deferred Inflows of Resources, and Net Position Prior Year	9
Combining Statements of Revenues, Expenses, and Changes in Net Position - Current Month	10
Combining Statements of Revenues, Expenses, and Changes in Net Position - Prior Month	11
Combining Statements of Cash Flow - Current Year	12
Combining Statements of Cash Flow - Prior Year	13
Debt Service Coverage	14
Operating Statistics - Electric System	15
Operating Statistics - Water and Sewer	16
<hr/>	
<u>Appendix</u>	17
Schedules of Cash and Investments	18
Investment Portfolio - All Funds	19
Schedule of Outstanding Indebtedness	20
Interest Rate Swap Position Report	21
Production Statistics - Electric System	22
Electric Revenues and Expenses for the Month - Budget versus Actual	24
Water and Sewer Revenues and Expenses for the Month - Budget versus Actual	25
District Energy System for the Month - Budget versus Actual	25

JEA

Page 2

**Statements of Net Position
(in thousands)**

	October 2021 (unaudited)	September 2021 (unaudited)
Assets		
Current assets:		
Cash and cash equivalents	\$ 346,479	\$ 350,495
Investments	4,694	4,140
Customer accounts receivable, net of allowance (\$3,258 and \$3,155, respectively)	206,166	221,348
Inventories:		
Materials and supplies	63,933	62,796
Fuel	44,099	32,911
Other current assets	28,524	24,434
Total current assets	<u>693,895</u>	<u>696,124</u>
Noncurrent assets:		
Restricted assets:		
Cash and cash equivalents	233,752	362,618
Investments	292,272	269,820
Accounts and interest receivable	235	240
Total restricted assets	<u>526,259</u>	<u>632,678</u>
Costs to be recovered from future revenues	879,477	881,949
Hedging derivative instruments	149,066	150,453
Other assets	23,350	22,939
Total noncurrent assets	<u>1,578,152</u>	<u>1,688,019</u>
Capital assets:		
Land and easements	213,649	213,649
Plant in service	12,567,176	12,415,504
Less accumulated depreciation	<u>(7,554,744)</u>	<u>(7,522,027)</u>
Plant in service, net	5,226,081	5,107,126
Construction work in progress	234,471	369,367
Net capital assets	<u>5,460,552</u>	<u>5,476,493</u>
Total assets	<u>7,732,599</u>	<u>7,860,636</u>
Deferred outflows of resources		
Unrealized pension contributions and losses	157,296	157,296
Accumulated decrease in fair value of hedging derivatives	129,355	129,355
Unamortized deferred losses on refundings	89,148	89,729
Unrealized asset retirement obligations	37,933	37,669
Unrealized OPEB contributions and losses	7,302	7,302
Total deferred outflows of resources	<u>421,034</u>	<u>421,351</u>
Total assets and deferred outflows of resources	<u>\$ 8,153,633</u>	<u>\$ 8,281,987</u>

JEA
Statements of Net Position
(in thousands)

Page 3

	October 2021 (unaudited)	September 2021 (unaudited)
Liabilities		
Current liabilities:		
Accounts and accrued expenses payable	\$ 93,561	\$ 76,702
Customer deposits and prepayments	75,019	75,030
Billings on behalf of state and local governments	24,477	26,006
Compensation and benefits payable	16,149	13,361
City of Jacksonville payable	10,273	10,193
Asset retirement obligations	3,571	3,307
Total current liabilities	<u>223,050</u>	<u>204,599</u>
Current liabilities payable from restricted assets:		
Debt due within one year	78,930	91,535
Interest payable	10,076	51,454
Construction contracts and accounts payable	23,035	45,466
Renewal and replacement reserve	33,834	32,776
Total current liabilities payable from restricted assets	<u>145,875</u>	<u>221,231</u>
Noncurrent liabilities:		
Net pension liability	729,569	729,569
Asset retirement obligations	34,362	34,362
Compensation and benefits payable	33,985	33,433
Net OPEB liability	5,279	5,136
Other liabilities	18,320	18,338
Total noncurrent liabilities	<u>821,515</u>	<u>820,838</u>
Long-term debt:		
Debt payable, less current portion	2,829,245	2,908,175
Unamortized premium, net	192,154	194,070
Fair value of debt management strategy instruments	129,355	129,355
Total long-term debt	<u>3,150,754</u>	<u>3,231,600</u>
Total liabilities	<u>4,341,194</u>	<u>4,478,268</u>
Deferred inflows of resources		
Revenues to be used for future costs	134,442	156,814
Accumulated increase in fair value of hedging derivatives	149,066	150,453
Unrealized OPEB gains	14,725	14,725
Unrealized pension gains	14,273	14,273
Total deferred inflows of resources	<u>312,506</u>	<u>336,265</u>
Net position		
Net investment in capital assets	2,793,275	2,696,104
Restricted for:		
Capital projects	316,887	296,059
Debt service	5,721	90,423
Other purposes	42,320	44,774
Unrestricted	341,730	340,094
Total net position	<u>3,499,933</u>	<u>3,467,454</u>
Total liabilities, deferred inflows of resources, and net position	<u>\$ 8,153,633</u>	<u>\$ 8,281,987</u>

JEA
Statements of Revenues, Expenses, and Changes in Net Position
(in thousands - unaudited)

Page 4

	Month October	
	2021	2020
Operating revenues		
Electric - base	\$ 74,150	\$ 71,786
Electric - fuel and purchased power	49,046	28,946
Water and sewer	44,421	37,295
District energy system	828	787
Other operating revenues	2,841	4,014
Total operating revenues	<u>171,286</u>	<u>142,828</u>
Operating expenses		
Operations and maintenance:		
Maintenance and other operating expenses	30,918	26,887
Fuel	41,395	25,608
Purchased power	12,556	7,754
Depreciation	33,316	32,361
State utility and franchise taxes	6,285	6,334
Recognition of deferred costs and revenues, net	1,746	1,640
Total operating expenses	<u>126,216</u>	<u>100,584</u>
Operating income	<u>45,070</u>	<u>42,244</u>
Nonoperating revenues (expenses)		
Interest on debt	(8,880)	(9,729)
Earnings from The Energy Authority	1,484	483
Allowance for funds used during construction	1,013	820
Other nonoperating income, net	534	571
Investment income	349	608
Other interest, net	34	59
Total nonoperating expenses, net	<u>(5,466)</u>	<u>(7,188)</u>
Income before contributions	<u>39,604</u>	<u>35,056</u>
Contributions (to) from		
General Fund, City of Jacksonville, Florida	(10,101)	(10,001)
Developers and other	9,054	5,580
Reduction of plant cost through contributions	(6,078)	(1,901)
Total contributions, net	<u>(7,125)</u>	<u>(6,322)</u>
Change in net position	32,479	28,734
Net position, beginning of period	3,467,454	3,223,990
Net position, end of period	<u>\$ 3,499,933</u>	<u>\$ 3,252,724</u>

JEA

Page 5

Statement of Cash Flows
(in thousands - unaudited)

	Month October	
	2021	2020
Operating activities		
Receipts from customers	\$ 161,243	\$ 154,722
Payments to suppliers	(54,053)	(53,746)
Payments for salaries and benefits	(27,430)	(25,602)
Other operating activities	(2,883)	3,474
Net cash provided by operating activities	<u>76,877</u>	<u>78,848</u>
Noncapital and related financing activities		
Contribution to General Fund, City of Jacksonville, Florida	(10,001)	(9,903)
Net cash used in noncapital and related financing activities	<u>(10,001)</u>	<u>(9,903)</u>
Capital and related financing activities		
Acquisition and construction of capital assets	(37,655)	(42,070)
Interest paid on debt	(51,568)	(53,000)
Repayment of debt principal	(91,535)	(102,700)
Capital contributions	2,976	3,680
Other capital financing activities	260	409
Net cash used in capital and related financing activities	<u>(177,522)</u>	<u>(193,681)</u>
Investing activities		
Proceeds from sale and maturity of investments	26,947	2,941
Purchase of investments	(49,952)	(12,919)
Distributions from The Energy Authority	613	-
Investment income	156	541
Net cash used in investing activities	<u>(22,236)</u>	<u>(9,437)</u>
Net change in cash and cash equivalents	(132,882)	(134,173)
Cash and cash equivalents at beginning of year	713,113	641,132
Cash and cash equivalents at end of period	<u>\$ 580,231</u>	<u>\$ 506,959</u>
Reconciliation of operating income to net cash provided by operating activities		
Operating income	\$ 45,070	\$ 42,244
Adjustments:		
Depreciation and amortization	33,408	32,457
Recognition of deferred costs and revenues, net	1,746	1,640
Other nonoperating income, net	46	65
Changes in noncash assets and noncash liabilities:		
Accounts receivable	15,182	13,262
Inventories	(12,325)	4,364
Other assets	(3,031)	(3,298)
Accounts and accrued expenses payable	18,118	(18,125)
Current liabilities payable from restricted assets	312	720
Other noncurrent liabilities and deferred inflows	(21,649)	5,519
Net cash provided by operating activities	<u>\$ 76,877</u>	<u>\$ 78,848</u>
Noncash activity		
Contribution of capital assets from developers	\$ 6,078	\$ 1,901

JEA
Combining Statement of Net Position
(in thousands - unaudited) October 2021

Page 6

	Electric System and Bulk Power Supply System	SJRPP System	Elimination of Intercompany transactions	Total Electric Enterprise Fund	Water and Sewer Enterprise Fund	District Energy System Fund	Total JEA
Assets							
Current assets:							
Cash and cash equivalents	\$ 225,860	\$ 51,289	\$ -	\$ 277,149	67,730	\$ 1,600	\$ 346,479
Investments	-	4,694	-	4,694	-	-	4,694
Customer accounts receivable, net of allowance (\$3,258)	149,220	-	-	149,220	56,704	242	206,166
Inventories:							
Materials and supplies	2,231	-	-	2,231	61,702	-	63,933
Fuel	44,099	-	-	44,099	-	-	44,099
Other current assets	25,765	321	(4,345)	21,741	6,759	24	28,524
Total current assets	447,175	56,304	(4,345)	499,134	192,895	1,866	693,895
Noncurrent assets:							
Restricted assets:							
Cash and cash equivalents	80,265	65,040	-	145,305	88,408	39	233,752
Investments	188,287	9,124	-	197,411	94,861	-	292,272
Accounts and interest receivable	-	228	-	228	7	-	235
Total restricted assets	268,552	74,392	-	342,944	183,276	39	526,259
Costs to be recovered from future revenues	375,717	218,908	-	594,625	284,822	30	879,477
Hedging derivative instruments	149,066	-	-	149,066	-	-	149,066
Other assets	20,838	7,050	(4,765)	23,123	227	-	23,350
Total noncurrent assets	814,173	300,350	(4,765)	1,109,758	468,325	69	1,578,152
Capital assets:							
Land and easements	124,836	6,660	-	131,496	79,102	3,051	213,649
Plant in service	6,091,331	1,316,043	-	7,407,374	5,098,503	61,299	12,567,176
Less accumulated depreciation	(3,662,411)	(1,313,823)	-	(4,976,234)	(2,546,443)	(32,067)	(7,554,744)
Plant in service, net	2,553,756	8,880	-	2,562,636	2,631,162	32,283	5,226,081
Construction work in progress	45,418	-	-	45,418	186,376	2,677	234,471
Net capital assets	2,599,174	8,880	-	2,608,054	2,817,538	34,960	5,460,552
Total assets	3,860,522	365,534	(9,110)	4,216,946	3,478,758	36,895	7,732,599
Deferred outflows of resources							
Unrealized pension contributions and losses	90,081	4,616	-	94,697	62,599	-	157,296
Accumulated decrease in fair value of hedging derivatives	102,752	-	-	102,752	26,603	-	129,355
Unamortized deferred losses on refundings	50,658	3,082	-	53,740	35,252	156	89,148
Unrealized asset retirement obligations	37,601	332	-	37,933	-	-	37,933
Unrealized OPEB contributions and losses	4,308	-	-	4,308	2,994	-	7,302
Total deferred outflows of resources	285,400	8,030	-	293,430	127,448	156	421,034
Total assets and deferred outflows of resources	\$ 4,145,922	\$ 373,564	\$ (9,110)	\$ 4,510,376	\$ 3,606,206	\$ 37,051	\$ 8,153,633

JEA

Page 7

**Combining Statement of Net Position
(in thousands - unaudited) October 2021**

	Electric System and Bulk Power Supply System	SJRPP System	Elimination of Intercompany transactions	Total Electric Enterprise Fund	Water and Sewer Enterprise Fund	District Energy System Fund	Total JEA
Liabilities							
Current liabilities:							
Accounts and accrued expenses payable	\$ 84,592	\$ 375	\$ (94)	\$ 84,873	\$ 8,597	\$ 91	\$ 93,561
Customer deposits and prepayments	57,264	-	-	57,264	17,755	-	75,019
Billings on behalf of state and local governments	20,556	-	-	20,556	3,921	-	24,477
Compensation and benefits payable	12,035	-	-	12,035	4,083	31	16,149
City of Jacksonville payable	8,021	-	-	8,021	2,252	-	10,273
Asset retirement obligations	3,239	332	-	3,571	-	-	3,571
Total current liabilities	185,707	707	(94)	186,320	36,608	122	223,050
Current liabilities payable from restricted assets:							
Debt due within one year	51,980	15,285	-	67,265	9,850	1,815	78,930
Interest payable	5,202	776	-	5,978	3,997	101	10,076
Construction contracts and accounts payable	2,889	4,985	(4,251)	3,623	18,655	757	23,035
Renewal and replacement reserve	-	33,834	-	33,834	-	-	33,834
Total current liabilities payable from restricted assets	60,071	54,880	(4,251)	110,700	32,502	2,673	145,875
Noncurrent liabilities:							
Net pension liability	430,446	-	-	430,446	299,123	-	729,569
Asset retirement obligations	34,362	-	-	34,362	-	-	34,362
Compensation and benefits payable	24,156	-	-	24,156	9,738	91	33,985
Net OPEB liability	3,113	-	-	3,113	2,166	-	5,279
Other liabilities	18,320	4,765	(4,765)	18,320	-	-	18,320
Total noncurrent liabilities	510,397	4,765	(4,765)	510,397	311,027	91	821,515
Long-term debt:							
Debt payable, less current portion	1,392,060	222,305	-	1,614,365	1,187,055	27,825	2,829,245
Unamortized premium (discount), net	98,759	307	-	99,066	93,107	(19)	192,154
Fair value of debt management strategy instruments	102,752	-	-	102,752	26,603	-	129,355
Total long-term debt	1,593,571	222,612	-	1,816,183	1,306,765	27,806	3,150,754
Total liabilities	2,349,746	282,964	(9,110)	2,623,600	1,686,902	30,692	4,341,194
Deferred inflows of resources							
Revenues to be used for future costs	101,452	5,094	-	106,546	27,896	-	134,442
Accumulated increase in fair value of hedging derivatives	149,066	-	-	149,066	-	-	149,066
Unrealized OPEB gains	8,688	-	-	8,688	6,037	-	14,725
Unrealized pension gains	7,355	1,807	-	9,162	5,111	-	14,273
Total deferred inflows of resources	266,561	6,901	-	273,462	39,044	-	312,506
Net position							
Net investment in (divestment of) capital assets	1,152,519	(2,466)	-	1,150,053	1,638,454	4,768	2,793,275
Restricted for:							
Capital projects	201,458	-	-	201,458	115,642	(213)	316,887
Debt service	3,057	1,641	-	4,698	872	151	5,721
Other purposes	2,991	28,595	4,251	35,837	6,483	-	42,320
Unrestricted	169,590	55,929	(4,251)	221,268	118,809	1,653	341,730
Total net position	1,529,615	83,699	-	1,613,314	1,880,260	6,359	3,499,933
Total liabilities, deferred inflows of resources, and net position	\$ 4,145,922	\$ 373,564	\$ (9,110)	\$ 4,510,376	\$ 3,606,206	\$ 37,051	\$ 8,153,633

JEA
Combining Statement of Net Position
(in thousands) September 2021

Page 8

	Electric System and Bulk Power Supply System	SJRPP System	Elimination of Intercompany transactions	Total Electric Enterprise Fund	Water and Sewer Enterprise Fund	District Energy System Fund	Total JEA
Assets							
Current assets:							
Cash and cash equivalents	\$ 222,273	\$ 51,335	\$ -	\$ 273,608	\$ 75,668	\$ 1,219	\$ 350,495
Investments	-	4,140	-	4,140	-	-	4,140
Customer accounts receivable, net of allowance (\$3,155)	165,572	-	-	165,572	55,273	503	221,348
Inventories:							
Materials and supplies	2,248	-	-	2,248	60,548	-	62,796
Fuel	32,911	-	-	32,911	-	-	32,911
Other current assets	22,864	125	(4,279)	18,710	5,720	4	24,434
Total current assets	445,868	55,600	(4,279)	497,189	197,209	1,726	696,124
Noncurrent assets:							
Restricted assets:							
Cash and cash equivalents	164,501	82,618	-	247,119	112,468	3,031	362,618
Investments	168,306	9,677	-	177,983	91,837	-	269,820
Accounts and interest receivable	-	233	-	233	7	-	240
Total restricted assets	332,807	92,528	-	425,335	204,312	3,031	632,678
Costs to be recovered from future revenues	376,214	220,155	-	596,369	285,550	30	881,949
Hedging derivative instruments	150,453	-	-	150,453	-	-	150,453
Other assets	20,335	7,051	(4,765)	22,621	318	-	22,939
Total noncurrent assets	879,809	319,734	(4,765)	1,194,778	490,180	3,061	1,688,019
Capital assets:							
Land and easements	124,836	6,660	-	131,496	79,102	3,051	213,649
Plant in service	6,007,751	1,316,043	-	7,323,794	5,030,852	60,858	12,415,504
Less accumulated depreciation	(3,643,809)	(1,313,789)	-	(4,957,598)	(2,532,588)	(31,841)	(7,522,027)
Plant in service, net	2,488,778	8,914	-	2,497,692	2,577,366	32,068	5,107,126
Construction work in progress	120,138	-	-	120,138	246,928	2,301	369,367
Net capital assets	2,608,916	8,914	-	2,617,830	2,824,294	34,369	5,476,493
Total assets	3,934,593	384,248	(9,044)	4,309,797	3,511,683	39,156	7,860,636
Deferred outflows of resources							
Unrealized pension contributions and losses	90,081	4,616	-	94,697	62,599	-	157,296
Accumulated decrease in fair value of hedging derivatives	102,752	-	-	102,752	26,603	-	129,355
Unamortized deferred losses on refundings	51,043	3,099	-	54,142	35,430	157	89,729
Unrealized asset retirement obligations	37,601	68	-	37,669	-	-	37,669
Unrealized OPEB contributions and losses	4,308	-	-	4,308	2,994	-	7,302
Total deferred outflows of resources	285,785	7,783	-	293,568	127,626	157	421,351
Total assets and deferred outflows of resources	\$ 4,220,378	\$ 392,031	\$ (9,044)	\$ 4,603,365	\$ 3,639,309	\$ 39,313	\$ 8,281,987

JEA
Combining Statement of Net Position
(in thousands) September 2021

	Electric System and Bulk Power Supply System	SJRPP System	Elimination of Intercompany transactions	Total Electric Enterprise Fund	Water and Sewer Enterprise Fund	District Energy System Fund	Total JEA
Liabilities							
Current liabilities:							
Accounts and accrued expenses payable	\$ 67,698	\$ 517	\$ (33)	\$ 68,182	\$ 8,418	\$ 102	\$ 76,702
Customer deposits and prepayments	57,354	-	-	57,354	17,676	-	75,030
Billings on behalf of state and local governments	22,218	-	-	22,218	3,788	-	26,006
Compensation and benefits payable	7,229	-	-	7,229	6,069	63	13,361
City of Jacksonville payable	7,978	-	-	7,978	2,215	-	10,193
Asset retirement obligations	3,239	68	-	3,307	-	-	3,307
Total current liabilities	165,716	585	(33)	166,268	38,166	165	204,599
Current liabilities payable from restricted assets:							
Debt due within one year	66,220	14,175	-	80,395	9,370	1,770	91,535
Interest payable	24,886	4,947	-	29,833	20,994	627	51,454
Construction contracts and accounts payable	9,226	5,732	(4,246)	10,712	33,924	830	45,466
Renewal and replacement reserve	-	32,776	-	32,776	-	-	32,776
Total current liabilities payable from restricted assets	100,332	57,630	(4,246)	153,716	64,288	3,227	221,231
Noncurrent liabilities:							
Net pension liability	430,446	-	-	430,446	299,123	-	729,569
Asset retirement obligations	34,362	-	-	34,362	-	-	34,362
Compensation and benefits payable	23,915	-	-	23,915	9,441	77	33,433
Net OPEB liability	3,030	-	-	3,030	2,106	-	5,136
Other liabilities	18,338	4,765	(4,765)	18,338	-	-	18,338
Total noncurrent liabilities	510,091	4,765	(4,765)	510,091	310,670	77	820,838
Long-term debt:							
Debt payable, less current portion	1,444,040	237,590	-	1,681,630	1,196,905	29,640	2,908,175
Unamortized premium (discount), net	99,631	331	-	99,962	94,127	(19)	194,070
Fair value of debt management strategy instruments	102,752	-	-	102,752	26,603	-	129,355
Total long-term debt	1,646,423	237,921	-	1,884,344	1,317,635	29,621	3,231,600
Total liabilities	2,422,562	300,901	(9,044)	2,714,419	1,730,759	33,090	4,478,268
Deferred inflows of resources							
Revenues to be used for future costs	121,643	5,094	-	126,737	30,077	-	156,814
Accumulated increase in fair value of hedging derivatives	150,453	-	-	150,453	-	-	150,453
Unrealized OPEB gains	8,688	-	-	8,688	6,037	-	14,725
Unrealized pension gains	7,355	1,807	-	9,162	5,111	-	14,273
Total deferred inflows of resources	288,139	6,901	-	295,040	41,225	-	336,265
Net position							
Net investment in (divestment of) capital assets	1,089,669	(15,562)	-	1,074,107	1,619,661	2,336	2,696,104
Restricted for:							
Capital projects	184,086	-	-	184,086	111,339	634	296,059
Debt service	64,931	14,542	-	79,473	9,180	1,770	90,423
Other purposes	3,060	30,166	4,246	37,472	7,302	-	44,774
Unrestricted	167,931	55,083	(4,246)	218,768	119,843	1,483	340,094
Total net position	1,509,677	84,229	-	1,593,906	1,867,325	6,223	3,467,454
Total liabilities, deferred inflows of resources, and net position	\$ 4,220,378	\$ 392,031	\$ (9,044)	\$ 4,603,365	\$ 3,639,309	\$ 39,313	\$ 8,281,987

JEA

Page 10

Combining Statement of Revenues, Expenses, and Changes in Net Position

(in thousands - unaudited) for the month ended October 2021

	Electric System and Bulk Power Supply System	SJRPP System	Elimination of Intercompany transactions	Total Electric Enterprise Fund	Water and Sewer Enterprise Fund	District Energy System Fund	Eliminations	Total JEA
Operating revenues								
Electric - base	\$ 74,889	\$ -	\$ -	\$ 74,889	\$ -	\$ -	\$ (739)	\$ 74,150
Electric - fuel and purchased power	49,700	2,276	(2,276)	49,700	-	-	(654)	49,046
Water and sewer	-	-	-	-	44,439	-	(18)	44,421
District energy system	-	-	-	-	-	859	(31)	828
Other operating revenues	1,593	101	-	1,694	1,337	1	(191)	2,841
Total operating revenues	126,182	2,377	(2,276)	126,283	45,776	860	(1,633)	171,286
Operating expenses								
Operations and maintenance:								
Maintenance and other operating expenses	15,300	887	-	16,187	15,960	404	(1,633)	30,918
Fuel	41,395	-	-	41,395	-	-	-	41,395
Purchased power	14,832	-	(2,276)	12,556	-	-	-	12,556
Depreciation	18,489	34	-	18,523	14,567	226	-	33,316
State utility and franchise taxes	5,347	-	-	5,347	938	-	-	6,285
Recognition of deferred costs and revenues, net	463	1,235	-	1,698	48	-	-	1,746
Total operating expenses	95,826	2,156	(2,276)	95,706	31,513	630	(1,633)	126,216
Operating income	30,356	221	-	30,577	14,263	230	-	45,070
Nonoperating revenues (expenses)								
Interest on debt	(4,794)	(780)	-	(5,574)	(3,204)	(102)	-	(8,880)
Earnings from The Energy Authority	1,484	-	-	1,484	-	-	-	1,484
Allowance for funds used during construction	289	-	-	289	716	8	-	1,013
Other nonoperating income, net	308	22	-	330	204	-	-	534
Investment income	151	7	-	158	191	-	-	349
Other interest, net	23	-	-	23	11	-	-	34
Total nonoperating expenses, net	(2,539)	(751)	-	(3,290)	(2,082)	(94)	-	(5,466)
Income before contributions	27,817	(530)	-	27,287	12,181	136	-	39,604
Contributions (to) from								
General Fund, City of Jacksonville, Florida	(7,879)	-	-	(7,879)	(2,222)	-	-	(10,101)
Developers and other	452	-	-	452	8,602	-	-	9,054
Reduction of plant cost through contributions	(452)	-	-	(452)	(5,626)	-	-	(6,078)
Total contributions, net	(7,879)	-	-	(7,879)	754	-	-	(7,125)
Change in net position	19,938	(530)	-	19,408	12,935	136	-	32,479
Net position, beginning of period	1,509,677	84,229	-	1,593,906	1,867,325	6,223	-	3,467,454
Net position, end of period	\$ 1,529,615	\$ 83,699	\$ -	\$ 1,613,314	\$ 1,880,260	\$ 6,359	\$ -	\$ 3,499,933

JEA

Page 11

Combining Statement of Revenues, Expenses, and Changes in Net Position

(in thousands - unaudited) for the month ended October 2020

	Electric System and Bulk Power Supply System	SJRPP System	Elimination of Intercompany transactions	Total Electric Enterprise Fund	Water and Sewer Enterprise Fund	District Energy System Fund	Eliminations	Total JEA
Operating revenues								
Electric - base	\$ 72,518	\$ -	\$ -	\$ 72,518	\$ -	\$ -	\$ (732)	\$ 71,786
Electric - fuel and purchased power	29,617	2,220	(2,221)	29,616	-	-	(670)	28,946
Water and sewer	-	-	-	-	37,327	-	(32)	37,295
District energy system	-	-	-	-	-	817	(30)	787
Other operating revenues	3,208	-	-	3,208	991	-	(185)	4,014
Total operating revenues	105,343	2,220	(2,221)	105,342	38,318	817	(1,649)	142,828
Operating expenses								
Operations and maintenance:								
Maintenance and other operating expenses	14,763	1,627	-	16,390	11,731	415	(1,649)	26,887
Fuel	25,608	-	-	25,608	-	-	-	25,608
Purchased power	9,975	-	(2,221)	7,754	-	-	-	7,754
Depreciation	17,618	34	-	17,652	14,499	210	-	32,361
State utility and franchise taxes	5,427	-	-	5,427	907	-	-	6,334
Recognition of deferred costs and revenues, net	524	1,156	-	1,680	(40)	-	-	1,640
Total operating expenses	73,915	2,817	(2,221)	74,511	27,097	625	(1,649)	100,584
Operating income	31,428	(597)	-	30,831	11,221	192	-	42,244
Nonoperating revenues (expenses)								
Interest on debt	(5,216)	(815)	-	(6,031)	(3,592)	(106)	-	(9,729)
Earnings from The Energy Authority	483	-	-	483	-	-	-	483
Allowance for funds used during construction	362	-	-	362	456	2	-	820
Other nonoperating income, net	343	24	-	367	204	-	-	571
Investment income	368	15	-	383	225	-	-	608
Other interest, net	39	-	-	39	20	-	-	59
Total nonoperating expenses, net	(3,621)	(776)	-	(4,397)	(2,687)	(104)	-	(7,188)
Income before contributions	27,807	(1,373)	-	26,434	8,534	88	-	35,056
Contributions (to) from								
General Fund, City of Jacksonville, Florida	(7,801)	-	-	(7,801)	(2,200)	-	-	(10,001)
Developers and other	9	-	-	9	5,571	-	-	5,580
Reduction of plant cost through contributions	(9)	-	-	(9)	(1,892)	-	-	(1,901)
Total contributions, net	(7,801)	-	-	(7,801)	1,479	-	-	(6,322)
Change in net position	20,006	(1,373)	-	18,633	10,013	88	-	28,734
Net position, beginning of period	1,354,700	86,379	-	1,441,079	1,776,433	6,478	-	3,223,990
Net position, end of period	\$ 1,374,706	\$ 85,006	\$ -	\$ 1,459,712	\$ 1,786,446	\$ 6,566	\$ -	\$ 3,252,724

JEA

Page 12

Combining Statement of Cash Flows
(in thousands - unaudited) for the month ended October 2021

	Electric System and Bulk Power Supply System	SJRPP System	Elimination of Intercompany transactions	Total Electric Enterprise Fund	Water and Sewer Enterprise Fund	District Energy System Fund	Eliminations	Total JEA
Operating activities								
Receipts from customers	\$ 120,673	\$ 2,277	\$ (2,303)	\$ 120,647	\$ 40,918	\$ 1,120	\$ (1,442)	\$ 161,243
Payments to suppliers	(44,100)	(804)	2,303	(42,601)	(12,712)	(373)	1,633	(54,053)
Payments for salaries and benefits	(19,666)	-	-	(19,666)	(7,683)	(81)	-	(27,430)
Other operating activities	(4,512)	22	-	(4,490)	1,797	1	(191)	(2,883)
Net cash provided by operating activities	52,395	1,495	-	53,890	22,320	667	-	76,877
Noncapital and related financing activities								
Contribution to General Fund, City of Jacksonville, Florida	(7,801)	-	-	(7,801)	(2,200)	-	-	(10,001)
Net cash used in noncapital and related financing activities	(7,801)	-	-	(7,801)	(2,200)	-	-	(10,001)
Capital and related financing activities								
Acquisition and construction of capital assets	(15,074)	-	-	(15,074)	(21,700)	(881)	-	(37,655)
Interest paid on debt	(24,957)	(4,947)	-	(29,904)	(21,037)	(627)	-	(51,568)
Repayment of debt principal	(66,220)	(14,175)	-	(80,395)	(9,370)	(1,770)	-	(91,535)
Capital contributions	-	-	-	-	2,976	-	-	2,976
Other capital financing activities	260	-	-	260	-	-	-	260
Net cash used in capital and related financing activities	(105,991)	(19,122)	-	(125,113)	(49,131)	(3,278)	-	(177,522)
Investing activities								
Proceeds from sale and maturity of investments	9,992	554	-	10,546	16,401	-	-	26,947
Purchase of investments	(29,973)	(554)	-	(30,527)	(19,425)	-	-	(49,952)
Distributions from The Energy Authority	613	-	-	613	-	-	-	613
Investment income	116	3	-	119	37	-	-	156
Net cash provided by (used in) investing activities	(19,252)	3	-	(19,249)	(2,987)	-	-	(22,236)
Net change in cash and cash equivalents	(80,649)	(17,624)	-	(98,273)	(31,998)	(2,611)	-	(132,882)
Cash and cash equivalents at beginning of year	386,774	133,953	-	520,727	188,136	4,250	-	713,113
Cash and cash equivalents at end of period	\$ 306,125	\$ 116,329	\$ -	\$ 422,454	\$ 156,138	\$ 1,639	\$ -	\$ 580,231
Reconciliation of operating income to net cash provided by operating activities								
Operating income	\$ 30,356	\$ 221	\$ -	\$ 30,577	\$ 14,263	\$ 230	\$ -	\$ 45,070
Adjustments:								
Depreciation and amortization	18,489	34	-	18,523	14,659	226	-	33,408
Recognition of deferred costs and revenues, net	463	1,235	-	1,698	48	-	-	1,746
Other nonoperating income, net	35	-	-	35	11	-	-	46
Changes in noncash assets and noncash liabilities:								
Accounts receivable	16,352	1	-	16,353	(1,432)	261	-	15,182
Inventories	(11,172)	-	-	(11,172)	(1,153)	-	-	(12,325)
Other assets	(2,174)	(166)	-	(2,340)	(672)	(19)	-	(3,031)
Accounts and accrued expenses payable	19,885	(142)	-	19,743	(1,580)	(45)	-	18,118
Current liabilities payable from restricted assets	-	312	-	312	-	-	-	312
Other noncurrent liabilities and deferred inflows	(19,839)	-	-	(19,839)	(1,824)	14	-	(21,649)
Net cash provided by operating activities	\$ 52,395	\$ 1,495	\$ -	\$ 53,890	\$ 22,320	\$ 667	\$ -	\$ 76,877
Noncash activity								
Contribution of capital assets from developers	\$ 452	\$ -	\$ -	\$ 452	\$ 5,626	\$ -	\$ -	\$ 6,078

JEA

Page 13

Combining Statement of Cash Flows
(in thousands - unaudited) for the month ended October 2020

	Electric System and Bulk Power Supply System	SJRPP System	Elimination of Intercompany transactions	Total Electric Enterprise Fund	Water and Sewer Enterprise Fund	District Energy System Fund	Eliminations	Total JEA
Operating activities								
Receipts from customers	\$ 116,915	\$ 2,221	\$ (2,253)	\$ 116,883	\$ 39,150	\$ 153	\$ (1,464)	\$ 154,722
Payments to suppliers	(49,851)	(908)	2,253	(48,506)	(6,415)	(474)	1,649	(53,746)
Payments for salaries and benefits	(18,005)	-	-	(18,005)	(7,523)	(74)	-	(25,602)
Other operating activities	2,647	24	-	2,671	988	-	(185)	3,474
Net cash provided by (used in) operating activities	51,706	1,337	-	53,043	26,200	(395)	-	78,848
Noncapital and related financing activities								
Contribution to General Fund, City of Jacksonville, Florida	(7,823)	-	-	(7,823)	(2,080)	-	-	(9,903)
Net cash used in noncapital and related financing activities	(7,823)	-	-	(7,823)	(2,080)	-	-	(9,903)
Capital and related financing activities								
Acquisition and construction of capital assets	(19,990)	-	-	(19,990)	(22,036)	(44)	-	(42,070)
Interest paid on debt	(24,967)	(5,222)	-	(30,189)	(22,163)	(648)	-	(53,000)
Repayment of debt principal	(67,765)	(13,340)	-	(81,105)	(19,870)	(1,725)	-	(102,700)
Capital contributions	-	-	-	-	3,680	-	-	3,680
Other capital financing activities	409	-	-	409	-	-	-	409
Net cash used in capital and related financing activities	(112,313)	(18,562)	-	(130,875)	(60,389)	(2,417)	-	(193,681)
Investing activities								
Proceeds from sale and maturity of investments	1,957	548	-	2,505	436	-	-	2,941
Purchase of investments	(9,984)	(2,499)	-	(12,483)	(436)	-	-	(12,919)
Distributions from The Energy Authority	-	-	-	-	-	-	-	-
Investment income	467	11	-	478	63	-	-	541
Net cash provided by (used in) investing activities	(7,560)	(1,940)	-	(9,500)	63	-	-	(9,437)
Net change in cash and cash equivalents	(75,990)	(19,165)	-	(95,155)	(36,206)	(2,812)	-	(134,173)
Cash and cash equivalents at beginning of year	355,876	141,132	-	497,008	138,268	5,856	-	641,132
Cash and cash equivalents at end of period	\$ 279,886	\$ 121,967	\$ -	\$ 401,853	\$ 102,062	\$ 3,044	\$ -	\$ 506,959
Reconciliation of operating income to net cash provided by operating activities								
Operating income	\$ 31,428	\$ (597)	\$ -	\$ 30,831	\$ 11,221	\$ 192	\$ -	\$ 42,244
Adjustments:								
Depreciation and amortization	17,618	34	-	17,652	14,595	210	-	32,457
Recognition of deferred costs and revenues, net	524	1,156	-	1,680	(40)	-	-	1,640
Other nonoperating income, net	45	-	-	45	20	-	-	65
Changes in noncash assets and noncash liabilities:								
Accounts receivable	14,126	-	-	14,126	(200)	(664)	-	13,262
Inventories	5,334	-	-	5,334	(970)	-	-	4,364
Other assets	(2,386)	2	-	(2,384)	(878)	(36)	-	(3,298)
Accounts and accrued expenses payable	(17,973)	22	-	(17,951)	(81)	(93)	-	(18,125)
Current liabilities payable from restricted assets	-	720	-	720	-	-	-	720
Other noncurrent liabilities and deferred inflows	2,990	-	-	2,990	2,533	(4)	-	5,519
Net cash provided by operating activities	\$ 51,706	\$ 1,337	\$ -	\$ 53,043	\$ 26,200	\$ (395)	\$ -	\$ 78,848
Noncash activity								
Contribution of capital assets from developers	\$ 9	\$ -	\$ -	\$ 9	\$ 1,892	\$ -	\$ -	\$ 1,901

JEA
Electric System
Operating Statistics
(unaudited)

Page 15

	Month October		Variance
	2021	2020	
Electric revenues sales (000s omitted):			
Residential	\$ 53,907	\$ 52,631	2.42%
Commercial	33,633	32,439	3.68%
Industrial	15,995	16,785	-4.71%
Public street lighting	1,158	1,137	1.85%
Electric revenues - territorial	104,693	102,992	1.65%
Sales for resale - off system	60	234	-74.36%
Electric revenues	104,753	103,226	1.48%
Rate stabilization & recovery	19,836	(1,091)	-1918.15%
Net electric revenues	124,589	102,135	21.98%
MWh sales			
Residential	467,377	457,609	2.13%
Commercial	344,847	332,366	3.76%
Industrial	213,874	229,053	-6.63%
Public street lighting	4,409	4,493	-1.87%
Total MWh sales - territorial	1,030,507	1,023,521	0.68%
Sales for resale - off system	949	150	532.67%
Total MWh sales	1,031,456	1,023,671	0.76%
Number of accounts (1)			
Residential	440,939	432,114	2.04%
Commercial	54,598	53,857	1.38%
Industrial	196	197	-0.51%
Public street lighting	3,982	3,954	0.71%
Total average accounts	499,715	490,122	1.96%
Residential averages			
Revenue per account - \$	122.26	121.80	0.37%
kWh per account	1,060	1,059	0.09%
Revenue per kWh - ¢	11.53	11.50	0.28%
Degree days			
Heating degree days	17	1	16
Cooling degree days	236	307	(71)
Total degree days	253	308	(55)
Degree days - 30 year average	242		

(1) The year-to-date column represents a fiscal year-to-date average.

JEA
Water and Sewer System
Operating Statistics
October 2021 and 2020 (unaudited)

	Month								
	Water			Sewer			Reuse		
	2021	2020	Variance	2021	2020	Variance	2021	2020	Variance
Revenues (000s omitted):									
Residential	\$ 8,969	\$ 8,528	5.17%	\$ 13,419	\$ 12,912	3.93%	\$ 1,584	\$ 1,134	39.68%
Commercial and industrial	4,412	4,097	7.69%	10,028	9,575	4.73%	659	475	38.74%
Irrigation	3,160	2,603	21.40%	N/A	N/A	N/A	27	24	12.50%
Gross revenues	16,541	15,228	8.62%	23,447	22,487	4.27%	2,270	1,633	39.01%
Rate stabilization	1,287	(782)	-264.58%	815	(1,155)	-170.56%	79	(84)	-194.05%
Net revenues	\$ 17,828	\$ 14,446	23.41%	\$ 24,262	\$ 21,332	13.74%	\$ 2,349	\$ 1,549	51.65%
Kgal sales (000s omitted)									
Residential	1,595,834	1,481,415	7.72%	1,403,295	1,296,384	8.25%	269,802	171,697	57.14%
Commercial and industrial	1,295,473	1,159,216	11.75%	1,078,508	1,022,650	5.46%	141,097	99,523	41.77%
Irrigation	534,188	400,088	33.52%	N/A	N/A	N/A	88,099	93,636	-5.91%
Total kgal sales	3,425,495	3,040,719	12.65%	2,481,803	2,319,034	7.02%	498,998	364,856	36.77%
Average number of accounts:									
Residential	314,005	304,454	3.14%	280,222	270,933	3.43%	20,400	17,724	15.10%
Commercial and industrial	26,759	26,347	1.56%	19,019	18,739	1.49%	777	697	11.48%
Irrigation	38,181	37,801	1.01%	N/A	N/A	N/A	43	38	13.16%
Total average accounts	378,945	368,602	2.81%	299,241	289,672	3.30%	21,220	18,459	14.96%
Residential averages:									
Revenue per account - \$	28.56	28.01	1.96%	47.89	47.66	0.48%	77.65	63.98	21.37%
Kgals per account	5.08	4.87	4.31%	5.01	4.78	4.81%	13.23	9.69	36.53%
Revenue per kgals - \$	5.62	5.76	-2.43%	9.56	9.96	-4.02%	5.87	6.60	-11.06%

	Month			30 Year Avg
	2021	2020	Variance	
Rainfall	4.15	3.49	0.66	4.03
Rain Days	5	12	(7)	8

Appendix

JEA

Page 18

Schedule of Cash and Investments
(in thousands - unaudited) October 2021

	Electric System and Bulk Power Supply	SJRPP System	Total Electric Enterprise Fund	Water and Sewer Enterprise Fund	District Energy System Fund	Total JEA
Unrestricted cash and investments						
Operations	\$ 80,726	\$ 34,189	\$ 114,915	\$ 22,704	\$ 1,600	\$ 139,219
Rate stabilization:						
Fuel	23,503	-	23,503	-	-	23,503
Environmental	19,874	-	19,874	27,896	-	47,770
Purchased Power	8,424	-	8,424	-	-	8,424
DSM/Conservation	7,631	-	7,631	-	-	7,631
Total rate stabilization funds	59,432	-	59,432	27,896	-	87,328
Customer deposits	45,170	-	45,170	17,130	-	62,300
General reserve	-	21,794	21,794	-	-	21,794
Self insurance reserve funds:						
Self funded health plan	13,964	-	13,964	-	-	13,964
Property insurance reserve	10,000	-	10,000	-	-	10,000
Total self insurance reserve funds	23,964	-	23,964	-	-	23,964
Environmental liability reserve	16,568	-	16,568	-	-	16,568
Total unrestricted cash and investments	\$ 225,860	\$ 55,983	\$ 281,843	\$ 67,730	\$ 1,600	\$ 351,173
Restricted assets						
Renewal and replacement funds	\$ 201,172	\$ 33,834	\$ 235,006	\$ 102,285	\$ (213)	\$ 337,078
Debt service reserve account	55,844	9,539	65,383	56,606	-	121,989
Debt service funds	8,259	2,417	10,676	4,545	252	15,473
Construction funds	286	-	286	13,350	-	13,636
Environmental funds	14	-	14	2,299	-	2,313
Subtotal	265,575	45,790	311,365	179,085	39	490,489
Unrealized holding gain (loss) on investments	2,977	72	3,049	4,184	-	7,233
Other funds	-	28,302	28,302	-	-	28,302
Total restricted cash and investments	\$ 268,552	\$ 74,164	\$ 342,716	\$ 183,269	\$ 39	\$ 526,024
Total cash and investments	\$ 494,412	\$ 130,147	\$ 624,559	\$ 250,999	\$ 1,639	\$ 877,197

JEA

Schedule of Cash and Investments
(in thousands) September 2021

	Electric System and Bulk Power Supply	SJRPP System	Total Electric Enterprise Fund	Water and Sewer Enterprise Fund	District Energy System Fund	Total JEA
Unrestricted cash and investments						
Operations	\$ 56,985	\$ 34,229	\$ 91,214	\$ 28,547	\$ 1,219	\$ 120,980
Rate stabilization:						
Fuel	41,767	-	41,767	-	-	41,767
Environmental	19,756	-	19,756	30,077	-	49,833
Purchased Power	10,513	-	10,513	-	-	10,513
DSM/Conservation	7,233	-	7,233	-	-	7,233
Total rate stabilization funds	79,269	-	79,269	30,077	-	109,346
Customer deposits	45,179	-	45,179	17,044	-	62,223
General reserve	-	21,246	21,246	-	-	21,246
Self insurance reserve funds:						
Self funded health plan	14,272	-	14,272	-	-	14,272
Property insurance reserve	10,000	-	10,000	-	-	10,000
Total self insurance reserve funds	24,272	-	24,272	-	-	24,272
Environmental liability reserve	16,568	-	16,568	-	-	16,568
Total unrestricted cash and investments	\$ 222,273	\$ 55,475	\$ 277,748	\$ 75,668	\$ 1,219	\$ 354,635
Restricted assets						
Renewal and replacement funds	\$ 183,800	\$ 32,776	\$ 216,576	\$ 97,066	\$ 634	\$ 314,276
Debt service reserve account	55,844	10,087	65,931	55,665	-	121,596
Debt service funds	89,817	19,489	109,306	30,006	2,397	141,709
Construction funds	286	-	286	14,266	-	14,552
Environmental funds	83	-	83	3,118	-	3,201
Subtotal	329,830	62,352	392,182	200,121	3,031	595,334
Unrealized holding gain (loss) on investments	2,977	72	3,049	4,184	-	7,233
Other funds	-	29,871	29,871	-	-	29,871
Total restricted cash and investments	\$ 332,807	\$ 92,295	\$ 425,102	\$ 204,305	\$ 3,031	\$ 632,438
Total cash and investments	\$ 555,080	\$ 147,770	\$ 702,850	\$ 279,973	\$ 4,250	\$ 987,073

JEA
INVESTMENT PORTFOLIO REPORT
October 2021
(unaudited)

Page 19

INVESTMENT	BOOK VALUE	YIELD	% OF TOTAL
Federal Home Loan Bank	\$ 49,793,285	0.83%	5.76%
Municipal Bonds	107,563,994	3.25%	12.43%
Commercial Paper	132,362,088	0.16%	15.30%
U.S. Treasury Money Market Funds (1)	156,837,078	0.02%	18.13%
Agency Money Market Funds (2)	153,575,000	0.03%	17.75%
PALM Money Market Fund	40,500,000	0.05%	4.68%
Florida Prime Fund	126,288,000	0.09%	14.60%
Wells Fargo Bank Accounts (3)			
Electric, Scherer	51,528,811	0.16%	5.96%
SJRPP	12,289,544	0.16%	1.42%
Water & Sewer, DES	34,409,894	0.16%	3.98%
Total Portfolio	\$ 865,147,694	0.54%	100.00%

Weighted Avg. Annual Yield for October 2021, Excluding Bank & Money Market Funds: 1.47%

Weighted Avg. Annual Yield for October 2021, Including Bank & Money Market Funds: 0.54%

Some investments listed above may be classified as Cash Equivalents on the Statements of Net Position in accordance with generally accepted accounting principles.

- (1) Treasury Funds: Fidelity, Goldman Sachs, State Street
- (2) Government Funds: State Street, Wells Fargo
- (3) Month-end bank balances

JEA
Schedule of Outstanding Indebtedness
October 2021

Page 20

	<u>Interest Rates</u>	<u>Principal Payment Dates</u>	<u>Par Amount Principal Outstanding</u>	<u>Current Portion of Long-Term Debt</u>
Electric Enterprise				
<i>Electric System</i>				
Fixed Rate Senior	3.000-6.056%	2022-2044	440,625,000	17,195,000
Fixed Rate Subordinated	3.375-6.406%	2022-2039	434,550,000	15,850,000
Variable Rate Senior	0.062-0.550%	2022-2040	439,835,000	8,925,000
Variable Rate Subordinated	0.033-0.100%	2022-2038	54,225,000	2,740,000
Total Electric System	2.692% (wtd avg)	2022-2044	1,369,235,000	44,710,000
<i>Bulk Power Supply System</i>				
Fixed Rate Senior	2.750-5.920%	2022-2038	74,805,000	7,270,000
<i>St. Johns River Power Park</i>				
Fixed Rate Senior	2.500-5.450%	2022-2039	237,590,000	15,285,000
Total Electric Enterprise	2.915% (wtd avg)	2022-2044	1,681,630,000	67,265,000
Water and Sewer System				
Fixed Rate Senior	3.000-6.310%	2022-2044	867,510,000	2,220,000
Fixed Rate Subordinated	2.750-5.000%	2023-2040	88,845,000	-
Variable Rate Senior ⁽¹⁾	0.050-6.365%	2022-2042	142,165,000	5,055,000
Variable Rate Subordinated	0.027-0.076%	2022-2038	98,385,000	2,575,000
Total Water and Sewer System	3.085% (wtd avg)	2022-2044	1,196,905,000	9,850,000
District Energy System				
Fixed Rate Senior	3.000 - 4.538%	2022-2034	29,640,000	1,815,000
Total JEA	2.999% (wtd avg)	2022-2044	2,908,175,000	78,930,000

⁽¹⁾ The "Interest Rates" for the Water and Sewer System "Variable Rate Senior" bonds include a variable rate cpi bond with a current variable rate of 6.365%, which is synthetically fixed at 4.09% with a CPI interest rate swap.

JEA
Debt Ratio
October 2021

	<u>Current YTD</u>
Electric Enterprise	56.1%
Water and Sewer System	39.1%

JEA
Interest Rate Swap Position Report
October 2021
(unaudited)

Page 21

JEA Debt Management Swaps Variable to Fixed

ID	Dealer	Effective Date	Termination Date	Allocation	Fixed Rate	Floating Rate (1)	Spread	Rate Cap	Index
<i>Electric System</i>									
1	Goldman Sachs	9/18/2003	9/16/2033	\$ 84,800,000	3.717	0.056	3.661	n/a	68% 1 mth Libor
3	Morgan Stanley	1/27/2005	10/1/2039	82,575,000	4.351	0.050	4.301	n/a	SIFMA
4	JPMorgan	1/27/2005	10/1/2035	78,300,000	3.661	0.056	3.605	n/a	68% 1 mth Libor
6	JPMorgan	1/27/2005	10/1/2037	39,175,000	3.716	0.056	3.660	n/a	68% 1 mth Libor
8	Morgan Stanley	1/31/2007	10/1/2031	62,980,000	3.907	0.050	3.857	n/a	SIFMA
10	Goldman Sachs	1/31/2008	10/1/2036	51,680,000	3.836	0.050	3.786	n/a	SIFMA
			Total	<u>399,510,000</u>					
<i>Water/Sewer System</i>									
7	Morgan Stanley	10/31/2006	10/1/2022	5,055,000	4.090	6.365	(2.275)	n/a	CPI
9	Merrill Lynch	3/8/2007	10/1/2041	85,290,000	3.895	0.050	3.845	n/a	SIFMA
			Total	<u>90,345,000</u>					
			Grand Total	<u>\$ 489,855,000</u>		Wtd Avg Spread	<u>3.769</u>		

Note: (1) The "Floating Rate" column is the average of the floating rate for each instrument for this month.

**JEA
Electric System
Production Statistics
(unaudited)**

Page 22

	Month		Variance
	2021	October 2020	
Generated power:			
Steam:			
<i>Fuel oil</i>			
Fuel expense	\$ -	\$ -	
Barrels #6 oil consumed	-	-	
\$/ per barrel consumed	\$ -	\$ -	
kWh oil generated (1)	-	-	
Cost per MWh - oil	\$ -	\$ -	
<i>Natural gas units #1-3</i>			
Gas expense - variable	\$ 12,557,142	\$ 5,351,934	134.63%
MMBTU's consumed	2,102,060	2,221,635	-5.38%
\$/ per MMBTU consumed	\$ 5.97	\$ 2.41	147.97%
kWh - gas generated (1)	193,345,337	201,618,104	-4.10%
Cost per MWh - gas	\$ 64.95	\$ 26.54	144.67%
Cost per MWh - gas & oil - steam	\$ 64.95	\$ 26.54	144.67%
<i>Coal</i>			
Coal expense	\$ 1,675,517	\$ 1,419,802	18.01%
kWh generated	24,037,675	51,660,053	-53.47%
Cost per MWh - coal	\$ 69.70	\$ 27.48	153.62%
<i>Pet coke and limestone</i>			
Expense	\$ 1,701,472	\$ 3,281,888	-48.16%
kWh generated	28,071,906	94,447,233	-70.28%
Cost per MWh - pet coke and limestone	\$ 60.61	\$ 34.75	74.43%
Cost per MWh - coal & petcoke - steam	\$ 64.81	\$ 32.18	101.39%
Combustion turbine:			
<i>Fuel oil</i>			
Fuel expense	\$ 84,192	\$ 192,929	-56.36%
Barrels #2 oil consumed	303	1,399	-78.34%
\$/ per barrel consumed	\$ 277.86	\$ 137.90	101.49%
kWh - oil generated	77,615	508,124	-84.73%
Cost per MWh - oil	\$ 1,084.74	\$ 379.69	185.69%
<i>Natural gas (includes landfill)</i>			
Gas expense Kennedy & landfill - variable	\$ 1,572,742	\$ 795,483	97.71%
MMBTU's consumed	261,998	330,604	-20.75%
\$/ per MMBTU consumed	\$ 6.00	\$ 2.41	149.48%
kWh - gas generated (1)	24,661,448	30,074,048	-18.00%
Cost per MWh - gas	\$ 63.77	\$ 26.45	141.10%
Gas expense BB simple - variable	\$ 631,241	\$ 622,366	1.43%
MMBTU's consumed	\$ 111,964	\$ 294,741	-62.01%
\$/ per MMBTU consumed	\$ 5.64	\$ 2.11	167.00%
kWh - gas generated (1)	10,345,320	27,733,299	-62.70%
Cost per MWh - gas simple	\$ 61.02	\$ 22.44	171.90%
Gas expense BB combined - variable	\$ 17,148,394	\$ 6,430,689	166.66%
MMBTU's consumed	2,989,109	2,874,688	3.98%
\$/ per MMBTU consumed	\$ 5.74	\$ 2.24	156.46%
kWh - gas generated (1)	432,509,056	417,878,779	3.50%
Cost per MWh - gas combined	\$ 39.65	\$ 15.39	157.64%
Gas expense GEC simple - variable	\$ 5,960,496	\$ 643,369	826.45%
MMBTU's consumed	969,963	239,378	305.20%
\$/ per MMBTU consumed	\$ 6.15	\$ 2.69	128.64%
kWh - gas generated	88,326,201	21,721,704	306.63%
Cost per MWh - gas simple	\$ 67.48	\$ 29.62	127.84%
Cost per MWh - gas & oil ct	\$ 45.68	\$ 17.44	161.92%
Natural gas expense - fixed	\$ 3,058,229	\$ 3,049,666	0.28%
Total generated power:			
Fuels expense	\$ 44,389,425	\$ 21,788,126	103.73%
kWh generated	801,374,558	845,641,344	-5.23%
Cost per MWh	\$ 55.39	\$ 25.77	114.99%

(1) Allocation of kWh generated is based upon a ratio of gas MBTU's (adjusted to oil equivalent - 95.5%) and oil MBTU's.

JEA
Electric System
Production Statistics (Continued)
(unaudited)

Page 23

	Month		Variance
	2021	October 2020	
Production Statistics (Continued)			
Cost of fuels			
Natural gas	\$ 40,928,244	\$ 16,893,507	142.27%
Petcoke	1,701,472	3,281,888	-48.16%
Coal	1,675,517	1,419,802	18.01%
Fuel oil #2	84,192	192,929	-56.36%
Fuel oil #6	-	-	
Total	<u>\$ 44,389,425</u>	<u>\$ 21,788,126</u>	<u>103.73%</u>
Purchased power:			
<i>Plant Scherer</i>			
Purchases	\$ 3,485,666	\$ 4,452,811	-21.72%
kWh purchased	74,546,000	83,242,000	-10.45%
Cost per MWh	\$ 46.76	\$ 53.49	-12.59%
<i>TEA & other</i>			
Purchases	\$ 12,556,614	\$ 7,753,485	61.95%
kWh purchased	171,836,002	133,859,767	28.37%
Cost per MWh	\$ 73.07	\$ 57.92	26.16%
<i>SJRPP</i>			
Purchases	\$ 2,275,737	\$ 2,220,667	2.48%
kWh purchased	-	-	
Cost per MWh			
Total purchased power:			
Purchases	<u>\$ 18,318,017</u>	<u>\$ 14,426,963</u>	<u>26.97%</u>
kWh purchased	<u>246,382,002</u>	<u>217,101,767</u>	<u>13.49%</u>
Cost per MWh	<u>\$ 74.35</u>	<u>\$ 66.45</u>	<u>11.88%</u>
Subtotal - generated and purchased power:	\$ 62,707,442	\$ 36,215,089	73.15%
Fuel interchange sales	(60,413)	(4,114)	1368.47%
Earnings of The Energy Authority	(1,483,915)	(482,308)	207.67%
Realized and Unrealized (Gains) Losses	(6,529,800)	(633,600)	930.59%
Fuel procurement and handling	838,988	1,260,100	-33.42%
Byproduct reuse	392,456	582,294	-32.60%
Total generated and net purchased power:			
Cost, net	<u>55,864,758</u>	<u>36,937,461</u>	<u>51.24%</u>
kWh generated and purchased	<u>1,047,756,560</u>	<u>1,062,743,111</u>	<u>-1.41%</u>
Cost per MWh	<u>\$ 53.32</u>	<u>\$ 34.76</u>	<u>53.40%</u>
Reconciliation:			
Generated and purchased power per above	\$ 55,864,758	\$ 53.32	
SJRPP operating expenses:			
SJRPP O & M	-	-	
SJRPP debt service	(2,022,233)	(1.93)	
SJRPP R & R	(253,504)	(0.24)	
Scherer operating expenses:			
Scherer power production	(383,593)	(0.37)	
Scherer R & R	(139,999)	(0.13)	
Scherer transmission	(546,937)	(0.52)	
Scherer taxes	(110,977)	(0.11)	
Florida and other capacity	(720,311)	(0.69)	
MEAG	(2,088,587)	(1.99)	
Rounding	1	0.00	
Energy expense per budget page	<u>\$ 49,598,618</u>	<u>\$ 47.34</u>	

JEA

Page 24

Electric System	Month				Prior Year Month	
	ANNUAL BUDGET	BUDGET	ACTUAL	Variance	ACTUAL	Variance
Budget vs. Actual	2021-22	2021-22	2021-22	%	2020-21	%
Fuel Related Revenues & Expenses						
Fuel Rate Revenues	\$ 368,899,940	\$ 27,510,062	\$ 31,374,987	14.05%	\$ 32,984,791	-4.88%
Fuel Expense and Purchased Power:						
Fuel Expense - Electric System	281,848,943	21,305,146	39,091,068		22,996,921	
Other Purchased Power	93,782,639	8,742,725	10,507,550		6,616,176	
Subtotal Energy Expense	375,631,582	30,047,871	49,598,618	-65.07%	29,613,097	-67.49%
Transfer to (from) Rate Stabilization, Net	(7,284,992)	(2,579,074)	(18,264,251)		3,371,694	
Fuel Related Uncollectibles	553,350	41,265	40,620		-	
Total	368,899,940	27,510,062	31,374,987	-14.05%	32,984,791	4.88%
Fuel Balance	-	-	-		-	
Nonfuel Related Revenues						
Base Rate Revenues	785,192,000	58,554,308	67,288,468		64,142,465	
Conservation Charge Revenue	732,000	54,588	63,976		54,014	
Environmental Charge Revenue	7,442,000	554,974	634,744		628,982	
Investment Income	3,194,911	261,849	150,692		367,648	
Natural Gas Revenue Pass Through	823,420	68,618	92,804		59,007	
Other Revenues	123,615,440	1,967,953	1,874,323		2,527,127	
Total	920,999,771	61,462,290	70,105,007	14.06%	67,779,243	3.43%
Nonfuel Related Expenses						
Non-Fuel O&M	255,776,299	27,159,311	14,787,730		10,986,101	
DSM / Conservation O&M	7,227,800	646,923	186,340		274,859	
Environmental O&M	2,263,500	188,624	10,562		55,297	
Rate Stabilization - DSM	(395,800)	(32,983)	398,597		310,411	
Rate Stabilization - Environmental	(3,821,756)	(318,480)	118,636		(14,575)	
Natural Gas Expense Pass Through	918,473	80,556	126,819		66,631	
Debt Principal - Electric System	44,710,000	3,725,833	3,725,833		4,928,333	
Debt Interest - Electric System	65,106,948	5,425,579	4,999,722		5,385,788	
R&R - Electric System	66,329,200	5,527,433	5,527,433		5,211,688	
Operating Capital Outlay	115,291,939	26,000,000	26,000,000		26,000,000	
Operating Capital Outlay - Environmental	3,294,788	274,566	505,546		588,260	
City Contribution Expense	94,545,651	7,878,804	7,878,804		7,800,796	
Taxes & Uncollectibles	1,391,596	105,542	103,217		15,200	
Emergency Reserve	5,000,000	-	-		-	
<i>Nonfuel Purchased Power:</i>						
* SJRPP D/S Principal	15,285,000	1,273,750	1,273,750		1,181,250	
* SJRPP D/S Interest	5,036,315	419,693	754,279		800,443	
** Other Non-Fuel Purchased Power	243,039,818	4,765,818	2,985,594		3,601,708	
Total Nonfuel Expenses	920,999,771	83,120,969	69,382,862	16.53%	67,192,190	-3.26%
Non-Fuel Balance	-	(21,658,679)	722,145		587,053	
Total Balance	-	(21,658,679)	722,145		587,053	
Total Revenues	1,289,899,711	88,972,352	101,479,994	14.06%	100,764,034	0.71%
Total Expenses	1,289,899,711	110,631,031	100,757,849	8.92%	100,176,981	-0.58%
KWH Sold - Territorial	12,200,000,000	909,793,000	1,030,506,656	13.27%	1,023,521,148	0.68%
KWH Sold - Off System	-	-	949,000		150,000	
	12,200,000,000	909,793,000	1,031,455,656	13.37%	1,023,671,148	0.76%

* Gross debt service

** Includes transmission capacity, SJRPP and Scherer R & R, O & M and Investment Income.

JEA

Page 25

Water and Sewer System

Budget vs. Actual October 2021 and 2020 (unaudited)	Month				Prior Year Month	
	ANNUAL BUDGET	BUDGET	ACTUAL	Variance	ACTUAL	Variance
	2021-22	2021-22	2021-22	%	2020-21	%
REVENUES						
Water & Sewer Revenues	\$ 466,939,234	\$ 41,786,764	\$ 41,320,162		\$ 38,440,952	
Capacity & Extension Fees	47,000,000	3,529,953	2,976,002		3,679,721	
Investment Income	2,075,631	172,969	190,733		224,063	
Other Income	25,494,531	2,124,544	1,540,961		1,189,598	
Total	541,509,396	47,614,230	46,027,858	-3.33%	43,534,334	5.73%
EXPENSES						
O & M Expenses	192,815,330	18,590,111	12,823,870		11,253,321	
Debt Principal - Water & Sewer	9,850,000	820,833	820,833		780,834	
Debt Interest - Water & Sewer	57,285,355	4,773,779	4,030,262		4,210,574	
Rate Stabilization - Environmental	-	-	(2,180,915)		2,021,054	
R&R - Water & Sewer	28,358,000	2,363,167	2,363,167		2,217,175	
Operating Capital Outlay	146,356,780	18,712,602	18,712,602		16,712,602	
Operating Capital Outlay - Capacity/Extension	47,000,000	3,916,667	2,976,002		3,679,721	
Operating Capital Outlay - Environmental	6,790,147	(3,111,503)	48,385		(40,412)	
City Contribution Expense	26,666,722	2,222,227	2,222,227		2,200,225	
Uncollectibles & Fees	700,409	58,367	66,757		(120)	
Interlocal Agreements	24,686,653	3,686,653	3,686,653		-	
Emergency Reserve	1,000,000	-	-		-	
Total Expenses	541,509,396	52,032,903	45,569,843	12.42%	43,034,974	-5.89%
Total Balance	\$ -	\$ (4,418,673)	\$ 458,015		\$ 499,360	
Sales kgals						
Water	39,000,000	3,303,068	3,425,495	3.71%	3,040,719	12.65%
Sewer	34,000,000	2,836,402	2,980,801	5.09%	2,683,890	11.06%
Total	73,000,000	6,139,471	6,406,296	4.35%	5,724,609	11.91%

JEA

District Energy System

Budget vs. Actual October 2021 and 2020 (unaudited)	Month				Prior Year Month	
	ANNUAL BUDGET	BUDGET	ACTUAL	Variance	ACTUAL	Variance
	2021-22	2021-22	2021-22	%	2020-21	%
REVENUES						
Revenues	\$ 8,839,543	\$ 874,160	\$ 859,608		\$ 817,211	
Investment Income	-	-	94		411	
Total	8,839,543	874,160	859,702	-1.65%	817,622	5.15%
EXPENSES						
O & M Expenses	5,127,990	589,090	418,030		412,329	
Debt Principal - District Energy System	1,815,000	151,250	151,250		147,500	
Debt Interest - District Energy System	1,356,208	113,017	100,517		104,491	
R&R - District Energy System	402,200	33,517	33,517		36,079	
Operating Capital Outlay	138,145	-	-		-	
Total Expenses	8,839,543	886,874	703,314	20.70%	700,399	-0.42%
Total Balance	\$ -	\$ (12,714)	\$ 156,388		\$ 117,223	