

Welcome to the JEA Awards Meeting

You have been joined to the meeting with your **audio muted** by default.

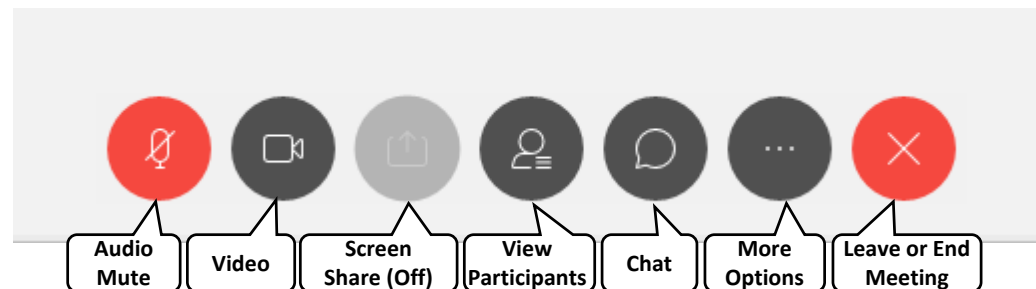
We will unmute your lines during the public comment time and provide opportunity for you to speak.

During the meeting, interested persons can also email **Halley Reiman** at reimhj@jea.com to submit public comments to be read during the meeting regarding any matter on the agenda for consideration.

Public comments by e-mail must be received no later than 9:00 a.m. to be read during the public comment portion of the meeting.

Please contact **Halley Reiman** by telephone at **(904) 665-8815** or by email at reimhj@jea.com if you experience any technical difficulties during the meeting.

Below is a summary of the meeting controls you will see at the bottom of your screen.



AWARDS COMMITTEE AGENDA

DATE: Thursday, August 5, 2021

TIME: 10:00 A.M.

PLACE: JEA, Customer Center, Bid Office, 1st Floor, 21 West Church Street, Jacksonville, FL
32202 OR
WebEx/Teleconference
WebEx Meeting Number (access code): 160 199 4252
WebEx Password: pxP6CqUSt63

Public Comments:

Awards:

1. Approval of the minutes from the last meeting (07/29/2021).
2. Request approval to award a contract to STV, Inc. for professional engineering services for the Six Mile Creek Bridge Replacement Utility Improvements project in the amount of \$244,269.72, subject to the availability of lawfully appropriated funds.
3. **DEFERRED** - 1410316046 – Request approval to award a contract to Williams Industrial Services, LLC for construction services for the Consolidated Rivertown WTP Project Package Project in the amount of \$14,697,198.63, subject to the availability of lawfully appropriated funds.
4. 1410326449 – Request approval to award a contract to Sawcross, Inc. for construction services for the Cedar Bay Water Reclamation Facility Backup Power System in the amount of \$3,074,000.00, subject to the availability of lawfully appropriated funds.
5. 1410326253 – Request approval to award a contract to Eversafe Building Maintenance Corp for Facilities Janitorial Services (JSEB) Sheltered Market - Generating Stations for a total not-to-exceed amount of \$489,552.43, subject to the availability of lawfully appropriated funds.

Informational Items: N/A

Open Discussion: N/A

Public Notice: N/A

General Business: N/A

SPECIAL NOTES: Copies of the above items are available in JEA Procurement, if needed for review. If a person decides to appeal any decision made by the Awards Committee, with respect to any matter considered at this meeting, that person will need a record of the proceedings, and, for such purpose, needs to ensure that a verbatim record of the proceedings is made, which record includes the evidence and testimony upon which the appeal is to be based. If you have a disability that requires reasonable accommodations to participate in the above meeting, please call 665-8625 by 8:30 a.m. the day before the meeting and we will provide reasonable assistance for you.

08-05-2021 Awards Committee

<u>Award #</u>	<u>Type of Award</u>	<u>Business Unit</u>	<u>Estimated/ Budgeted Amount</u>	<u>Amount</u>	<u>Awardee</u>	<u>Term</u>	<u>Summary</u>
1	Minutes	N/A	N/A	N/A	N/A	N/A	Approval of minutes from the 07/29/2021 meeting.
2	Joint Project	Vu	\$216,500.00	\$244,269.72	STV, Inc.	Project Completion (Expected: April 2022)	<p><u>JP – COJ - Six Mile Creek Bridge and Utilities Replacement</u></p> <p>JEA's water mains, sewage force mains, and gravity sewer mains are within the City of Jacksonville's (COJ) project footprint/right-of-way. This project will provide professional engineering services for the design and bidding of the project that will install, remove, and place out of service portions of the existing JEA W/WW infrastructure within the COJ's project limits and in conjunction with the COJ JP Six Mile Creek Bridge Replacement project design.</p> <p>The project will relocate about 85LF of 10'' VCP and 175LF of 18'' VCP concrete encased gravity sewer pipes, 150LF of 10'' CIP water main, 150LF of 12'' DIP FMs and 70FT of 4'' hydrogen peroxide lines, as well as provide stub outs for the new 5th St 20'' FM currently in construction. JEA will be permitting the utilities through FDEP, as well as the COJ for right of way permits.</p> <p>The COJ's bridge replacement project is currently under design through COJ project agreement 10425-02 executed in 2019. COJ advertised RFQ P-16-19 in 2019 and selected STV as their design engineer. STV will perform both the COJ and JEA design work so there is a single-point off responsibility for the design and as one design changes, the other design will be adjusted to accommodate the other and reduce the conflict potential. JEA's utility construction work will be included with COJ's bid and constructed by COJ's contractor providing for a single-point of responsibility during construction. In the future, another item for the construction will be brought to the Awards Committee to approve the bid results for JEA's portion of the work.</p>

08-05-2021 Awards Committee

							<p>The award amount of \$244,269.72 is approximately thirteen (13%) higher than the Class 5 estimate revised March, 24, 2021. Typically, JEA's utility work is constructed underground. In this project, some of the improvements will be hanging on the new bridge. STV needs time to engineer the bridge supports, design the details and quantify the extra costs. These above-ground items were not included in JEA's estimate. The engineering fee for the water portion is \$14,656.19, and the sewer main portion is \$229,613.53. The hourly rates negotiated by COJ are comparable to recent JEA engineering awards for projects of this type, and deemed reasonable.</p> <p>Request approval to award a contract to STV, Inc. for professional engineering services for the Six Mile Creek Bridge Replacement Utility Improvements project in the amount of \$244,269.72.</p>
3 - Defer	Defer	Defer	Defer	Defer	Defer	Defer	Defer
4	Invitation for Bid (IFB) 4 bidders	Vu	\$2,890,935.00	\$3,074,000.00	Sawcross, Inc.	Project Completion (Expected: September 30, 2022)	<p><u>Cedar Bay Water Reclamation Facility Backup Power System</u></p> <p>JEA is soliciting Bids from contractors (hereinafter referred to as "Company") for construction services for a Backup Power System at Cedar Bay Water Reclamation Facility (WRF) located at 1840 Cedar Bay Road, Jacksonville, FL 32218. The completed Work will provide JEA with a new backup power system for the Headworks and the UV system.</p> <p>The award amount of \$3,074,000.00 is approximately 6% higher than the original budget estimate for construction costs which is attributed to material price increases. The bid was reviewed by JEA and deemed reasonable.</p> <p>Request approval to award a contract to Sawcross, Inc. for construction services for the Cedar Bay Water Reclamation</p>

08-05-2021 Awards Committee

							Facility Backup Power System in the amount of \$3,074,000.00, subject to the availability of lawfully appropriated funds.
5	Request for Proposal (RFP) 2 proposers	McElroy	\$457,000.00	\$489,552.43	Eversafe Building Maintenance Corp	One (1) Year w/Two (2) – One (1) Yr. Renewals	<p><u>Facilities Janitorial Services (JSEB) Sheltered Market - Generating Stations</u></p> <p>The purpose of this Request for Proposals (this “RFP”) is to evaluate and select a vendor that can provide Janitorial services to approximately 45 buildings and Wellness Centers identified in Appendix B - Proposal Workbook (collectively, the "Work" or "Services"). These sites are located within JEA Electric Generating Plants: Northside Generating Station (NGS), Brandy Branch Generating Station (BBGS), Kennedy Generating Station (KGS), and Greenland Energy Center (GEC).</p> <p>When comparing the price between the current contract and the new contract for the regular cleaning services, it resulted in an estimated 10.5% percent increase or \$ 23,703.60 over one (1) year. JEA required a minimum hourly wage of at least \$12.55 per hour for a Janitor as compared to the current contract which stipulated a minimum wage of at least \$10.85 per hour. The award amount of \$489,552.43 is approximately 7% higher than the forecasted budget estimate which has been deemed reasonable based on current inflationary conditions.</p> <p>Request approval to award a contract to Eversafe Building Maintenance Corp for Facilities Janitorial Services (JSEB) Sheltered Market - Generating Stations for a total not-to-exceed amount of \$489,552.43, subject to the availability of lawfully appropriated funds.</p>
Total Award				\$ 3,807,822.15			

JEA AWARDS COMMITTEE JULY 29, 2021 MEETING MINUTES

The JEA procurement Awards Committee met on July 29, 2021, in person with a WebEx option

WebEx Meeting Number (access code): 160 199 4252

WebEx Password: pxP6CqUSt63

Members in attendance were Jenny McCollum as Chairperson, Laure Whitmer as Budget Representative, Julie Davis as Office of General Counsel Representative; with Laura Dutton, Joe Orfano, Ricky Erixton, Stephen Datz and Hai Vu.

Chair McCollum called the meeting to order at 10:00 a.m., introduced the Awards Committee Members, and confirmed that there was a quorum of the Committee membership present.

Public Comments:

Chair McCollum recognized the public comment speaking period and opened the meeting floor to public comments. No public comments were provided by email, phone or videoconference.

Awards:

1. Approval of the minutes from the last meeting (07/15/2021). Chair McCollum verbally presented the Committee Members the proposed July 15, 2021 minutes contained in the committee packet.

MOTION: Hai Vu made a motion to approve the July 15, 2021 minutes (Award Item 1). The motion was seconded by Laura Dutton and approved unanimously by the Awards Committee (5-0).

The Committee Members reviewed and discussed the following Awards Items 3-4:

2. **DEFERRED** - 1410326253 – Request approval to award a contract to Eversafe Building Maintenance Corp for Facilities Janitorial Services (JSEB) Sheltered Market - Generating Stations for a total not-to-exceed amount of \$488,248.68, subject to the availability of lawfully appropriated funds.
3. 1410328449 – Request approval to award a contract to Sawcross, Inc. for construction services for the Radio Avenue Master Pump Station RW w/ Ground Storage Tank project in the amount of \$5,492,709.00, subject to the availability of lawfully appropriated funds.

MOTION: Joe Orfano made a motion to approve Award Item 3 as presented in the committee packet. The motion was seconded by Stephen Datz and approved unanimously by the Awards Committee (5-0).

4. 1410316046 – Request approval to award a contract to Sawcross, Inc. for construction services for the Timuquana PS Upgrade Project in the amount of \$3,618,453.30, subject to the availability of lawfully appropriated funds.

MOTION: Laura Dutton made a motion to approve Award Item 4 as presented in the committee packet. The motion was seconded by Hai Vu and approved unanimously by the Awards Committee (5-0).

Informational Item:

No informational items were presented to the Awards Committee.

Ratifications:

No ratifications were presented to the Awards Committee.

Public Comments:

No additional public comment speaking period was taken.

Adjournment:

Chair McCollum adjourned the meeting at 10:23 a.m.

NOTE: These minutes provide a brief summary only of the Awards Committee meeting. For additional detail regarding the content of these minutes or discussions during the meeting, please review the meeting recording. The recording of this meeting as well as other relevant documents can be found at the link below:
https://www.jea.com/About/Procurement/Awards_Meeting_Agendas_and_Minutes/



Formal Bid and Award System

Award #2 August 5, 2021

Type of Award Request: JOINT PROJECT
Requestor Name: Sulayman, Mickhael
Requestor Phone: (904) 665-8713
Project Title: JP – COJ - Six Mile Creek Bridge and Utilities Replacement
Project Number: 8007144S; 8007109W
Project Location: JEA
Funds: Capital
Budget Estimate: \$217,400.00

Scope of Work:

JEA's water mains, sewage force mains, and gravity sewer mains are within the City of Jacksonville's (COJ's) project footprint/right-of-way. This project will provide professional engineering services for the design and bidding of the project that will install, remove, and place out of service portions of the existing water mains, sewage force mains, and gravity sewer mains within the COJ's project limits and in conjunction with the COJ Six Mile Creek Bridge Replacement project design.

JEA IFB/RFP/State/City/GSA#: COJ Contract# 10425-02
Purchasing Agent: King, David
Is this a Ratification?: NO

RECOMMENDED AWARDEE(S):

Name	Contact Name	Email	Address	Phone	Amount
STV INC.	J. Keith Jackson	keith.jackson@stvinc.com	5200 Belfort Rd, Suite 400, Jacksonville, FL, 32256	(904) 730-9777	\$244,269.72

Amount for entire term of Contract/PO: \$244,269.72
Award Amount for remainder of this FY: \$100,000.00
Length of Contract/PO Term: Project Completion
Begin Date (mm/dd/yyyy): 09/01/2021
End Date (mm/dd/yyyy): Project Completion (Expected: April 2022)
JSEB Requirement: N/A – COJ Solicitation

Background/Recommendations:

JEA has existing water and sewer mains on 5th St. along the Six Mile Creek bridge. JEA will need to relocate some of the existing utilities, as well as install new utilities to avoid conflicts with the COJ's new wider and longer bridge over Six Mile Creek. The project will relocate about 85LF of 10'' Vitrified Clay Pipe (VCP) and 175LF of 18'' VCP concrete encased gravity sewer pipes, 150LF of 10'' Cast Iron Pipe water main, 150LF of 12'' Ductile Iron Pipe Force Mains (FMs) and 70FT of 4'' hydrogen peroxide lines, as well as provide stub outs for the new 5th St 20'' FM currently in construction. JEA will be permitting the utilities through the Florida Department of Environmental Protection, as well as the COJ for right of way permits.

The COJ's bridge replacement project is currently under design through COJ project agreement 10425-02 executed in 2019. COJ advertised RFQ P-16-19 in 2019 and selected STV as their design engineer. STV has a continuing engineering services contract with the COJ. STV submitted a proposal to JEA on May 10, 2021 to provide professional engineering services during design of the Six Mile Creek bridge replacement project to be completed in conjunction with the COJ project. STV will perform both the COJ and JEA design work so there is a single-point of responsibility for the design, and as one design changes, the other design will be adjusted to accommodate the other and reduce the conflict potential. JEA's utility construction work will be included with COJ's bid and constructed by COJ's contractor providing for a single-point of responsibility during construction. In the future, another item for the construction will be brought to the Awards Committee to approve the bid results for JEA's portion of the work.


The award amount of \$244,269.72 is approximately thirteen (13%) higher than the Class 5 estimate revised March 24, 2021. Typically, JEA's utility work is constructed underground. In this project, some of the improvements will be hanging on the new bridge. STV needs time to engineer the bridge supports, design the details and quantify the extra costs. These above-ground items were not included in JEA's estimate. The engineering fee for the water portion is \$14,656.19, and the sewer main portion is \$229,613.53. This is a joint project with COJ and the construction costs will not be reimbursed by the COJ. The hourly rates negotiated by COJ are comparable to recent JEA engineering awards for projects of this type, and deemed reasonable.

Request approval to award a contract to STV, Inc. for professional engineering services for the Six Mile Creek Bridge Replacement Utility Improvements project in the amount of \$244,269.72, subject to the availability of lawfully appropriated funds.


Director: Conner, Sean M. - Dir W/WW Project Engineering & Construction

VP: Vu, Hai X. - VP Water Wastewater Systems

APPROVALS:


_____ August 5, 2021

Chairman, Awards Committee **Date**


_____ 8/5/21

Budget Representative **Date**

10425-02

**CONTRACT
BETWEEN
CITY OF JACKSONVILLE
AND
STV INCORPORATED
FOR
PROFESSIONAL STRUCTURAL ENGINEERING SERVICES – ANNUAL CONTRACT**

THIS CONTRACT for Professional Structural Engineering Services is made and entered into this 15 day of Nov., 2019 (the “Effective Date”), by and between the CITY OF JACKSONVILLE, a municipal corporation existing under the Constitution and the laws of the State of Florida (the “City”), and STV INCORPORATED, a foreign profit corporation with its principal office at 225 Park Avenue South, New York, New York 10003 (the “Contractor”).

WHEREAS, City issued Request for Proposal No. P-16-19 (the “RFP”) for certain professional services described in the RFP (the “Services”); and

WHEREAS, based on Contractor’s response to the RFP, City has negotiated and awarded this Contract to Contractor; now therefore

IN CONSIDERATION of the premises and the mutual covenants contained below and for other good and valuable consideration acknowledged by the parties to be sufficient, the parties agree as follows:

1. **Performance of Services.** Contractor shall perform the Services as described in and according to (i) the RFP and the Response, each of which is incorporated into and made a part of this Contract, and (ii) the Scope of Services, attached hereto as **Exhibit A** and incorporated herein by this reference.

2. **Compensation.** Contractor shall be paid for the Services the fees detailed in the Contract Fee Schedule, attached hereto as **Exhibit B** and incorporated herein by this reference. Each project performed under this Contract shall be authorized by an individual purchase order with a not-to-exceed amount applicable thereto.

3. **Maximum Indebtedness.** As required by Section 106.431, *Ordinance Code*, City’s maximum indebtedness for the Services under this Contract for the period of service shall be a fixed monetary amount not-to-exceed THREE MILLION AND 00/100 DOLLARS (\$3,000,000.00).

4. **Term.** The initial period of service of this Contract shall commence on the date of its execution and continue for a two year period until _____, 2021, with two (2) two-year renewal options remaining upon satisfactory performance of the Contractor.

5. **Contract Documents.** This Contract consists of the following documents, which are hereby incorporated as if fully set forth herein and which, in case of conflict, shall have priority in the order listed:

- (i) This document, as modified by any subsequent signed amendments.
- (ii) Any amendments to this document.
- (iii) Specific Information Regarding the RFP (Section 1 of the RFP).
- (iv) Description of Services (Section 4 of the RFP).
- (v) General Instructions (Section 2 of the RFP).
- (vi) General Terms and Conditions of Agreement (Section 3 of the RFP).
- (vii) The Response, provided that any terms in the Response that are prohibited under the RFP shall not be included in this Contract.

7. **Notice.** All notices under this Agreement shall be in writing and shall be delivered by certified mail, return receipt requested, or by other delivery with receipt to the following:

As to City:

Robin Smith, P. E., Chief
Engineering & Construction Management Division
214 North Hogan Street, 10th Floor
Jacksonville, Florida 32202

As to Contractor:

J. Keith Jackson, P. E.
Engineering Director, Transportation & Infrastructure Florida
STV Incorporated
5200 Belfort Road, Suite 400
Jacksonville, Florida 32256-6054

8. **Contract Managers.** Each party shall designate a Contract Manager during the Term of this Contract whose responsibility shall be to oversee the party's performance of its duties and obligations pursuant to this Contract. As of the Effective Date, City's Contract Manager is Robin Smith (Phone: 904.255.8710; Fax: 904.255.8926; RobinSmith@coj.net), and Contractor's Contract Manager is J. Keith Jackson (Phone: 904.730.9777; Fax: 904.730.7766; keith.jackson@stvinc.com). Each party shall provide prompt written notice to the other party of any changes to the party's Contract Manager or his or her contact information; provided, such changes shall not be deemed Contract amendments and may be provided by email.

9. **Public Records.** In accordance with Section 119.0701, Florida Statutes, the Contractor shall:

- (i) Keep and maintain public records required by City to perform the services; and

- (ii) Upon request from City's custodian of public records, provide City with a copy of the requested records or allow records to be inspected or copied within a reasonable time at a cost that does not exceed the cost provided for in Chapter 119, Florida Statutes, or as otherwise provided by law; and
- (iii) Ensure that public records that are exempt or confidential and exempt from public records disclosure requirements are not disclosed except as authorized by law for the duration of the Contract term and following completion of this Contract if Contractor does not transfer the records to City; and
- (iv) Upon completion of this Contract, transfer to City at no cost all public records in possession of Contractor or keep and maintain public records required by City to perform the Services. If Contractor transfers all public records to City upon completion of this Contract, Contractor shall destroy any duplicate public records that are exempt or confidential and exempt from public records disclosure requirements. If Contractor keeps and maintains public records upon completion of this Contract, Contractor shall meet all applicable requirements for retaining public records. All records stored electronically must be provided to City upon request from City's custodian of public records in a format that is compatible with City's information technology systems.

The above requirements apply to a "Contractor" as defined in Section 119.0701, Florida Statutes.

IF CONTRACTOR HAS QUESTIONS REGARDING THE APPLICATION OF CHAPTER 119, FLORIDA STATUTES, TO THE CONTRACTOR'S DUTY TO PROVIDE PUBLIC RECORDS RELATING TO THIS CONTRACT, CONTACT THE CITY'S CUSTODIAN OF PUBLIC RECORDS AT (904) 630-7678; PRR@COJ.NET; CITY OF JACKSONVILLE, PUBLIC RECORDS REQUEST, 214 N. HOGAN STREET, SUITE 1180, JACKSONVILLE, FLORIDA 32202.

10. **Entire Agreement.** This Contract constitutes the entire agreement between the parties hereto for the Services to be performed and furnished by Contractor. No statement, representation, writing, understanding, agreement, course of action, or course of conduct made by either party or any representative of either party which is not expressed herein shall be binding. Contractor may not unilaterally modify the terms of this Contract by affixing additional terms to materials delivered to City (e.g., "shrink wrap" terms accompanying or affixed to a deliverable) or by including such terms on a purchase order or payment document. Contractor acknowledges that it is entering into this Contract for its own purposes and not for the benefit of any third party.

11. **Amendments.** All changes to, additions to, modifications of, or amendments to this Contract or any of its terms, provisions, and conditions shall be binding only when in writing and signed by the authorized officer, agent, or representative of each of the parties hereto.

13. **Counterparts.** This Contract and all amendments hereto may be executed in several counterparts, each of which shall be deemed an original, and all such counterparts together shall constitute one and the same instrument.

[Remainder of page left blank intentionally. Signature page follows immediately.]

IN WITNESS WHEREOF, the parties have executed this Contract as of the day and year first above written.

ATTEST:

CITY OF JACKSONVILLE

By James R. McCain, Jr.
James R. McCain, Jr.
Corporation Secretary



By Brian Hughes
Lenny Curry
Mayor
Brian Hughes
Chief Administrative Officer
For: Mayor Lenny Curry
Under Authority of:
Executive Order No: 2019-02

WITNESS:

~~DRMP, INC.~~ *ERC*
STV INCORPORATED

By Christian A. Lynch
Signature

By E. Richard Capps, Jr.
Signature

Christian A. Lynch
Type/Print Name

E. Richard Capps, Jr., PE
Type/Print Name

Administrative Assistant
Title

Senior Vice President
Title


Encumbrance and funding information for internal City use:


Account.....

Amount.....\$3,000,000.00

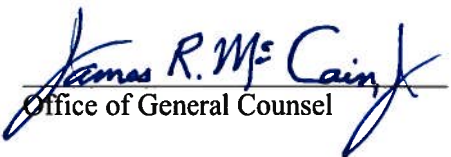
The above-stated amount is the maximum fixed monetary amount of the foregoing contract. It shall not be encumbered by the foregoing contract. It shall be encumbered by one or more subsequently issued Purchase Orders that must reference the foregoing Contract. All financial examinations and funds control checking will be made at the time such Purchase Orders are issued.

In accordance with Section 24.103(e), *Ordinance Code*, I do hereby certify that there is an unexpended, unencumbered and unimpounded balance in the appropriation sufficient to cover the foregoing agreement; *provided however*, this certification is not nor shall it be interpreted as an encumbrance of funding under this Contract. Actual encumbrance[s] shall be made by subsequent purchase order[s], as specified in said Contract.



Director of Finance
City Contract # 10425-02


Form Approve:



Office of General Counsel



J. Keith Jackson
STV Incorporated
5200 Belfort Road, Suite 400
Jacksonville, FL 32256
904-730-9777

August 26, 2019

Gary J. Goldsberry, P.E.
Engineering Design Section
City of Jacksonville Public Works
214 N. Hogan Street, 10th Floor
Jacksonville, FL 32202
(904) 255-8709

**Subject: COJ P-16-19 Professional Structural Engineering Services - Annual Contract
Scope of Services**

Dear Mr. Goldsberry,

Based upon Request for Qualifications P-16-19 we understand the Scope of Services for this contract is to provide professional structural engineering services to assist in the management of the City's Bridge Maintenance program and prepare plans for structural repairs and construction.

Projects and required completion dates will be specified and itemized on separate Purchase Orders issued throughout the period of the contract. In general, each project will be independent of other projects and shall constitute a separate negotiated agreement. Services required under this contract may include the following:

- Assisting in the management of the City's Bridge Maintenance Program under supervision of the City's Project Manager.
- Reviewing FDOT Bridge Inspection/Condition Reports
- Assisting in cost estimating and prioritizing recommended/required structural repairs
- Identifying repairs that can be performed under an existing City Contract.
- Site inspections with City personnel, Consultants and/or Contractors to review proposed repairs and determine the methods, materials and work effort required to bring the structure into compliance with current standards.
- Preparing plans and specifications for the repair or replacement of bridges and other City maintained structures.



- Reviewing/negotiating contractor scopes and costs for the required repairs and submitting to City's Project Manager for final approval and issuance of the Purchase Order to the Contractor.
- Reviewing structural designs prepared by Design/Build Contractors.
- Participating in Preconstruction and Construction Progress Meetings.
- Answering Contractor questions.
- Inspecting Contractor's work to ensure full compliance with Contract specifications.
- Reviewing Contractor's Progress Reports and Progress Payments.
- Recommending Payment of Contractor's invoices
- Performing final inspection and approval of repairs and, if applicable, as-builts.
- Review of structural plan submittals from consultants and contractors, preparation of Bid/Construction documents to include plans, specifications, and cost estimates for other City projects other than bridges.

All design recommendations shall, as may be applicable, be consistent with:

- The City's Master Storm Water Management Plan
- The City's Land Development Procedures Manual
- Manual on Uniform Traffic Control Devices
- FDOT Minimum Standards for Design, Construction and Maintenance of Streets and Highways
- FDOT Structures Manual (Current Edition) and appropriate Structures Design Bulletins
- FDOT Soils and Foundations Handbook (Current Edition)
- Florida's Design Criteria for Resurfacing, Restoration and Rehabilitation (RRR) of Streets and Highways
- FDOT Design Standard Plans

When applicable, services will result in all drawings, specifications, and other documents needed for the City to acquire any necessary land or easements, adjust utilities and make connections thereto, seek bids, obtain permits, and contract for construction of each project. Preparation of presentation materials illustrating concepts, participation in public meetings to obtain citizen input, and modification of each design may be required.

At the City's discretion, services on each project may be in several phases including: Study/Conceptual Design (including master planning), Final Design, and Post Design



Services, with separate negotiations and fees for each phase. At the City's option upon completion of each phase, services may be extended to include the next phase after negotiation of mutually satisfactory terms.

STV looks forward to working with the City on this important contract.

If you have any questions or concerns, please feel free to reach out to me.

Sincerely,

A handwritten signature in blue ink that reads "J. Keith Jackson". The signature is fluid and cursive, with the first letters of each word being capitalized and prominent.

J. Keith Jackson, P.E.

Associate

Engineering Director, Transportation & Infrastructure Florida

RFP No. P-16-19**Professional Structural Engineering Services – Annual Contract
Project Team and Roles**

Sub Consultant	Team Role
Terracon Consultants, Inc.	Geotechnical Engineering
Meskel & Associates Engineering, LLC	Geotechnical Engineering (JSEB)
DRMP, Inc.	Survey/SUE/ROW Mapping
Environmental Resource Solutions, a division of SES Energy Services LLC	Environmental Permitting (JSEB)
Peters and Yaffee, Inc.	Traffic & Signalization Engineering (JSEB)
Taylor Engineering, Inc.	Coastal/Tidal Hydraulic Engineering
Osiris 9 Consulting, LLC	PD&E/Planning/Public Involvement

FORM 1
SCHEDULE OF PROPOSED PRICES/RATES

NAME OF CONTRACTOR STV Incorporated

Proposal Number P-16-19 Professional Structural Engineering Services – Annual Contract

1. Average hourly direct labor rates (without Fringe Benefits)

Project Manager (Responsible Professional)	\$ <u>74.79</u> hr.
Architect (Registered)	\$ _____ hr.
Design Engineer (Registered)	\$ <u>37.37</u> hr.
Designer or Technician (Non-Registered)	\$ <u>44.62</u> hr.
Drafter or CADD Operator	\$ <u>32.63</u> hr.
Clerical (Typist, Word Processor, Document Assembly, etc.)	\$ <u>24.38</u> hr.

2. Total Overhead Rate (to be applied to Direct Labor:) 150 %

3. Profit Rate (to be applied to Direct Labor plus Overhead) 10 %

4. Cost of 4-man survey crew per 8 hour day (If applicable) \$ N/A hr.

5. Other Direct Project Costs per Unit (please specify)

N/A

6. Estimated percentage of total fee to be performed by subconsultants N/A %

7. Please provide any other relevant rates that may apply to this project including average direct hourly labor rates for other categories of proposed personnel

Chief Engineer: \$86.31

Principal: \$107.08

Senior Engineer: \$66.45

Engineering Intern: \$30.82

FORM 1
SCHEDULE OF PROPOSED PRICES/RATES

NAME OF CONTRACTOR Terracon Consultants, Inc.

Proposal Number P-16-19 Professional Structural Engineering Services – Annual Contract

1. Average hourly direct labor rates (without Fringe Benefits)

Project Manager (Responsible Professional) (12% Max)	\$ <u>84.62</u> hr.
Architect (Registered)	\$ <u>N/A</u> hr.
Design Engineer (Registered)	\$ <u>55.29</u> hr.
Designer or Technician (Non-Registered)	\$ <u>30.29</u> hr.
Drafter or CADD Operator	\$ <u>34.17</u> hr.
Clerical (Typist, Word Processor, Document Assembly, etc.)	\$ <u>28.46</u> hr.

2. Total Overhead Rate (to be applied to Direct Labor:) 185.72 %

3. Profit Rate (to be applied to Direct Labor plus Overhead) 10 %

4. Cost of 4-man survey crew per 8 hour day (If applicable) \$ N/A hr.

5. Other Direct Project Costs per Unit (please specify)

See attached rate sheets

6. Estimated percentage of total fee to be performed by subconsultants 10 %

7. Please provide any other relevant rates that may apply to this project including average direct hourly labor rates for other categories of proposed personnel

N/A

TERRACON CONSULTANTS, INC.
2019 FLORIDA DIVISION FEE SCHEDULE

ITEM	MEASURE	COST
104-Aggregate Sieve Anlys of Fine & Coarse AASHTO T27	Test	\$ 90.00
106-Aggregate Specific Gravity/Absorption Coarse AASHTO T85	Test	\$ 75.00
107-Aggregate Total Moisture Content by Drying AASHTO T255	Test	\$ 75.00
200-Asphalt Bulk Specific Gravity FM 1-T166	Test	\$ 75.00
201-Asphalt Content FM 5-563	Test	\$ 165.00
202-Asphalt Friction Panel	Test	\$ 155.00
203-Asphalt Gradation & Content FM 1-T030 & FM 5-563	Test	\$ 200.00
204-Asphalt Gradation FM 1-T030	Test	\$ 95.00
205-Asphalt Gyrotory Compaction 3 Specimens AASHTO T312	Test	\$ 85.00
206-Asphalt Los Angeles (LA) Abrasion Coarse Agg FM 3-C535	Test	\$ 350.00
207-Asphalt Los Angeles (LA) Abrasion Small Agg FM 1-T096	Test	\$ 375.00
208-Asphalt Max Specific Gravity FM 1-T209	Test	\$ 150.00
209-Asphalt Pavement Coring - 4" dia with Base Depth Check	Each	\$ 250.00
210-Asphalt Pvmf. Coring - 4" dia without Base Depth Check	Each	\$ 175.00
211-Asphalt Pavement Coring - 6" dia with Base Depth Check	Each	\$ 300.00
212-Asphalt Pvmnt Coring - 6" dia without Base Depth Check	Each	\$ 200.00
213-Asphalt Structural Panel (See Long Description)	Test	\$ 500.00
300-Concrete Beam Flexural Testing ASTM C78	Test	\$ 50.00
301-Concrete Compressive Strength of Grout\Mortar ASTM C109	Test	\$ 25.00
302-Concrete Cylinder Curing, Capping & Breaking ASTM C39	Test	\$ 22.00
303-Concrete Drilled Cores & Sawed Beams ASTM C42	Test	\$ 40.00
304-Concrete Masonry Unit Sampling & Testing ASTM C140	Test	\$ 200.00
305-Concrete Pavement Coring - 4" Dia	Each	\$ 250.00
306-Concrete Pavement Coring - 6" Dia	Each	\$ 300.00
401-Geo Auger Borings-H& & Truck/Mud Bug	LF	\$ 12.00
402-Geo Auger Borings-Track	LF	\$ 15.00
406-Geo Barge (Rental without labor)	Task	TBD
407-Geo Chainsaw (Owned)	Day	\$ 65.00
408-Geo Concrete Pad & Cover for Monitoring Wells	Each	\$ 300.00
409-Geo CPT Truck/Mud Bug 0-50 Ft	LF	\$ 13.00
410-Geo CPT Truck/Mud Bug 50-100 Ft	LF	\$ 14.00
411-Geo CPT Truck/Mud Bug 100-150 Ft	LF	\$ 16.00
412-Geo CPT Truck/Mud Bug 150-200 Ft	LF	\$ 21.00
413-Geo Crosshole Sonic Logging (CSL)	Day	\$ 2,500.00
414-Geo Dilatometer Sounding	Hour	\$ 300.00
415-Geo Double Ring Infiltration ASTM D3385	Each	\$ 600.00
418-Geo Drill Crew Support Vehicle	Day	\$ 175.00
419-Geo Drilling Crew 2-Person	Hour	\$ 200.00
420-Geo Drilling Crew 3-Person	Hour	\$ 250.00
421-Geo Dynamic Pile Testing/Pile Driving Analysis	Day	\$ 2,500.00
422-Geo Extra SPT Samples-Barge/Track/Amphibious 0-50 Ft	Each	\$ 60.00
423-Geo Extra SPT Samples-Barge/Track/Amphibious 50-100 Ft	Each	\$ 82.50
424-Geo Extra SPT Samples-Barge/Track/Amphibious 100-150 Ft	Each	\$ 124.00
425-Geo Extra SPT Samples-Barge/Track/Amphibious 150-200 Ft	Each	\$ 159.00
426-Geo Extra SPT Samples-Barge/Track/Amphibious 200-250 Ft	Each	\$ 239.00

TERRACON CONSULTANTS, INC.
2019 FLORIDA DIVISION FEE SCHEDULE

ITEM	MEASURE	COST
427-Geo Extra SPT Samples-Truck/Mud Bug 0-50 Ft	Each	\$ 40.00
428-Geo Extra SPT Samples-Truck/Mud Bug 50-100 Ft	Each	\$ 55.00
429-Geo Extra SPT Samples-Truck/Mud Bug 100-150 Ft	Each	\$ 75.00
430-Geo Extra SPT Samples-Truck/Mud Bug 150-200 Ft	Each	\$ 102.00
431-Geo Extra SPT Samples-Truck/Mud Bug 200-250 Ft	Each	\$ 139.00
432-Geo Field Permeability 0-10 Ft Open-End Borehole Method	Each	\$ 300.00
433-Geo Field Permeability 10-25 Ft Open-End Borehole Method	Each	\$ 400.00
434-Geo Ground Penetrating Radar (GPR)	Hour	\$ 350.00
435-Geo Grout Boreholes- Barge/Track/Amphibious 0-50 Ft	LF	\$ 8.00
436-Geo Grout Boreholes- Barge/Track/Amphibious 50-100 Ft	LF	\$ 10.00
437-Geo Grout Boreholes- Barge/Track/Amphibious 100-150 Ft	LF	\$ 12.00
438-Geo Grout Boreholes- Barge/Track/Amphibious 150-200 Ft	LF	\$ 15.00
439-Geo Grout Boreholes- Barge/Track/Amphibious 200-250 Ft	LF	\$ 18.00
440-Geo Grout Boreholes- Truck/Mud Bug 0-50 Ft	LF	\$ 5.50
441-Geo Grout Boreholes- Truck/Mud Bug 50-100 Ft	LF	\$ 6.50
442-Geo Grout Boreholes- Truck/Mud Bug 100-150 Ft	LF	\$ 8.00
443-Geo Grout Boreholes- Truck/Mud Bug 150-200 Ft	LF	\$ 10.00
444-Geo Grout Boreholes- Truck/Mud Bug 200-250 Ft	LF	\$ 15.00
445-Geo Grouted Monitor Well 2" 0-50 Ft	LF	\$ 30.00
446-Geo H& Auger with DCP (0-50 ft) ASTM D1452	LF	\$ 25.00
447-Geo H& Auger with SCP (0-50 ft) ASTM D1453	LF	\$ 20.00
448-Geo Mini Shaft Inspection	Hour	\$ 350.00
449-Geo Noise Monitoring	Hour	\$ 300.00
450-Geo Piezometer 2" 0-50 Ft	LF	\$ 40.00
451-Geo Pile Integrity Testing	Hour	\$ 350.00
452-Geo Rock Coring Brg/Track/Amph 0-50 Ft 4" ID & over	LF	\$ 80.00
453-Geo Rock Coring Brg/Track/Amph 0-50 Ft less than 4" ID	LF	\$ 56.25
454-Geo Rock Coring Brg/Track/Amph 50-100 Ft 4" ID & over	LF	\$ 94.00
455-Geo Rock Coring Brg/Track/Amph 50-100 Ft less than 4" ID	LF	\$ 64.50
456-Geo Rock Coring Brg/Track/Amph 100-150 Ft 4" ID & over	LF	\$ 122.00
457-Geo Rock Corg Brg/Track/Amph 100-150 Ft less than 4" ID	LF	\$ 76.50
458-Geo Rock Corg Brg/Track/Amph 150-200 Ft 4" ID & over	LF	\$ 154.00
459-Geo Rock Corg Brg/Track/Amph 150-200 Ft less than 4" ID	LF	\$ 91.50
460-Geo Rock Corg Brg/Track/Amph 200-250 Ft 4" ID & over	LF	\$ 203.00
461-Geo Rock Corg Brg/Track/Amph 200-250 Ft less than 4" ID	LF	\$ 109.50
462-Geo Rock Coring Truck/Mud Bug 0-50 Ft 4" ID & over	LF	\$ 70.00
463-Geo Rock Coring Truck/Mud Bug 0-50 Ft less than 4" ID	LF	\$ 37.50
464-Geo Rock Coring Truck/Mud Bug 50-100 Ft 4" ID over	LF	\$ 80.00
465-Geo Rock Coring Truck/Mud Bug 50-100 Ft less than 4" ID	LF	\$ 43.00
466-Geo Rock Coring Truck/Mud Bug 100-150 Ft 4" ID & over	LF	\$ 90.00
467-Geo Rock Coring Truck/Mud Bug 100-150 Ft less than 4" ID	LF	\$ 51.00
468-Geo Rock Coring Truck/Mud Bug 150-200 Ft 4" ID & over	LF	\$ 99.50
469-Geo Rock Coring Truck/Mud Bug 150-200 Ft less than 4" ID	LF	\$ 61.00
470-Geo Rock Coring Truck/Mud Bug 200-250 Ft 4" ID & over	LF	\$ 127.00
471-Geo Rock Coring Truck/Mud Bug 200-250 Ft less than 4" ID	LF	\$ 73.00

TERRACON CONSULTANTS, INC.
2019 FLORIDA DIVISION FEE SCHEDULE

ITEM	MEASURE	COST
472-Geo Saximeter Testing	Hour	\$ 175.00
473-Geo SPT Barge/Track/Amphibious 0-50 Ft	LF	\$ 23.00
474-Geo SPT Barge/Track/Amphibious 50-100 Ft	LF	\$ 30.00
475-Geo SPT Barge/Track/Amphibious 100-150 Ft	LF	\$ 45.00
476-Geo SPT Barge/Track/Amphibious 150-200 Ft	LF	\$ 63.00
477-Geo SPT Barge/Track/Amphibious 200-250 Ft	LF	\$ 72.00
478-Geo SPT Truck/Mud Bug 0-50 Ft	LF	\$ 16.00
479-Geo SPT Truck/Mud Bug 50-100 Ft	LF	\$ 18.00
480-Geo SPT Truck/Mud Bug 100-150 Ft	LF	\$ 31.00
481-Geo SPT Truck/Mud Bug 150-200 Ft	LF	\$ 42.00
482-Geo SPT Truck/Mud Bug 200-250 Ft	LF	\$ 49.00
483-Geo Temp Casing 3" Barge/Track/Amphibious 0-50 Ft	LF	\$ 14.00
484-Geo Temp Casing 3" Barge/Track/Amphibious 50-100 Ft	LF	\$ 17.00
485-Geo Temp Casing 3" Barge/Track/Amphibious 100-150 Ft	LF	\$ 20.00
486-Geo Temp Casing 3" Barge/Track/Amphibious 150-200 Ft	LF	\$ 25.00
487-Geo Temp Casing 3" Barge/Track/Amphibious 200-250 Ft	LF	\$ 30.00
488-Geo Temp Casing 3" Truck/Mud Bug 0-50 Ft	LF	\$ 10.00
489-Geo Temp Casing 3" Truck/Mud Bug 50-100 Ft	LF	\$ 12.00
490-Geo Temp Casing 3" Truck/Mud Bug 100-150 Ft	LF	\$ 16.00
491-Geo Temp Casing 3" Truck/Mud Bug 150-200 Ft	LF	\$ 18.00
492-Geo Temp Casing 3" Truck/Mud Bug 200-250 Ft	LF	\$ 22.00
493-Geo Temp Casing 4" Barge/Track/Amphibious 0-50 Ft	LF	\$ 18.00
494-Geo Temp Casing 4" Barge/Track/Amphibious 50-100 Ft	LF	\$ 19.50
495-Geo Temp Casing 4" Barge/Track/Amphibious 100-150 Ft	LF	\$ 22.50
496-Geo Temp Casing 4" Barge/Track/Amphibious 150-200 Ft	LF	\$ 25.50
497-Geo Temp Casing 4" Barge/Track/Amphibious 200-250 Ft	LF	\$ 29.00
498-Geo Temp Casing 4" Truck/Mud Bug 0-50 Ft	LF	\$ 12.00
499-Geo Temp Casing 4" Truck/Mud Bug 50-100 Ft	LF	\$ 13.00
500-Geo Temp Casing 4" Truck/Mud Bug 100-150 Ft	LF	\$ 15.00
501-Geo Temp Casing 4" Truck/Mud Bug 150-200 Ft	LF	\$ 17.00
502-Geo Temp Casing 4" Truck/Mud Bug 200-250 Ft	LF	\$ 19.00
503-Geo Temp Casing 6" Barge/Track/Amphibious 150-200 Ft	LF	\$ 29.00
504-Geo Temp Casing 6" Barge/Track/Amphibious 200-250 Ft	LF	\$ 33.00
505-Geo Temp Casing 6" Barge/Track/Amphibious 0-50 Ft	LF	\$ 20.00
506-Geo Temp Casing 6" Barge/Track/Amphibious 50-100 Ft	LF	\$ 23.00
507-Geo Temp Casing 6" Barge/Track/Amphibious 100-150 Ft	LF	\$ 26.00
508-Geo Temp Casing 6" Truck/Mud Bug 0-50 Ft	LF	\$ 14.00
509-Geo Temp Casing 6" Truck/Mud Bug 50-100 Ft	LF	\$ 16.00
510-Geo Temp Casing 6" Truck/Mud Bug 100-150 Ft	LF	\$ 18.00
511-Geo Temp Casing 6" Truck/Mud Bug 150-200 Ft	LF	\$ 20.00
512-Geo Temp Casing 6" Truck/Mud Bug 200-250 Ft	LF	\$ 22.00
513-Geo Thermal Integrity Tester (TI)	Hour	\$ 400.00
514-Geo Truck/Mud Bug Mobil (30 miles straightline distance)	Each	\$ 650.00
515-Geo Undisturbed Samples Barge/Track/Amphibious 0-50 Ft	Each	\$ 225.00
516-Geo Undisturbed Samples Barge/Track/Amphibious 50-100 Ft	Each	\$ 300.00

TERRACON CONSULTANTS, INC.

2019 FLORIDA DIVISION FEE SCHEDULE

ITEM	MEASURE	COST
517-Geo Undisturbed Samples Brg/Track/Amph 100-150 Ft	Each	\$ 375.00
518-Geo Undisturbed Samples Brg/Track/Amph 150-200 Ft	Each	\$ 450.00
519-Geo Undisturbed Samples Truck/Mud Bug 0-50 Ft	Each	\$ 150.00
520-Geo Undisturbed Samples Truck/Mud Bug 50-100 Ft	Each	\$ 200.00
521-Geo Undisturbed Samples Truck/Mud Bug 100-150 Ft	Each	\$ 250.00
522-Geo Undisturbed Samples Truck/Mud Bug 150-200 Ft	Each	\$ 300.00
523-Geo Vibration & Noise Monitoring	Day	\$ 1,500.00
524-Geo Vibration Monitoring	Day	\$ 1,500.00
525-Geo Well Development	Hour	\$ 175.00
600-Mobilization - Crosshole Sonic Logging (CSL) Equipment	Each	\$ 400.00
602-Mobilization - Vibration Monitoring Equipment	Each	\$ 300.00
603-Mobilization Asphalt Coring Equipment	Each	\$ 600.00
604-Mobilization Barge Large	Each	TBD
605-Mobilization Barge Small	Each	TBD
606-Mobilization Concrete Coring	Each	\$ 600.00
607-Mobilization Cone Penetrometer Test Rig	Each	\$ 2,500.00
608-Mobilization Drill Rig Amphibious	Each	TBD
610-Mobilization Drill Rig Track Mount	Each	\$ 3,000.00
611-Mobilization Drill Rig Trailer Mount	Each	\$ 600.00
612-Mobilization Drill Rig Truck Mount	Each	\$ 650.00
613-Mobilization Mini-Shaft Inspection Device	Each	\$ 2,500.00
614-Mobilization Mudbug/All Terrain Vehicle	Each	\$ 750.00
615-Mobilization Pile Driving Analyzer Equipment	Each	\$ 550.00
616-Mobilization Pile Integrity Tester Equipment	Each	\$ 350.00
618-Mobilization Support Boat	Each	\$ 500.00
619-Mobilization Tri-Pod	Each	\$ 2,500.00
703-MOT Light Tower	Each	\$ 140.00
706-MOT Portable Sign	Each	\$ 60.00
708-MOT Provide Channelizing Devices - Cone	Each	\$ 10.00
800-Soils Chloride Soil or Water FM 5-552	Test	\$ 50.00
801-Soils Consol-Addtl Incrmnts AASHTO T216 (13 to 24 Loads)	Each	\$ 75.00
802-Soils Consol-Addtl Incrmnts AASHTO T216 (up to 12 Loads)	Each	\$ 750.00
804-Soils Consol-Extend Load Incrmnts AASHTO T216	Day	\$ 150.00
805-Soils Corrosion Series FM 5-550 through 5-553	Test	\$ 200.00
806-Soils Direct Shear Consolld Drained/ Point AASHTO T236	Test	\$ 350.00
807-Soils Field Vane Shear Test ASTM D2573	Test	\$ 400.00
808-Soils Flexible Wall Permeability ASTM D5084	Test	\$ 600.00
809-Soils Hydrometer Only AASHTO T88	Test	\$ 200.00
810-Soils Limerock Bearing Ratio (LBR) FM 5-515	Test	\$ 400.00
811-Soils Liquid Limit AASHTO T89	Test	\$ 60.00
812-Soils Materials Finer than 200 Sieve FM 1-T011	Test	\$ 75.00
813-Soils Maximum Density ASTM D4254	Test	\$ 200.00
815-Soils Minimum Density ASTM D4253	Test	\$ 200.00
816-Soils Moisture Content Lab AASHTO T265	Test	\$ 20.00
817-Soils Moisture Content Laboratory AASHTO T265	Test	\$ 20.00

TERRACON CONSULTANTS, INC.
2019 FLORIDA DIVISION FEE SCHEDULE

ITEM	MEASURE	COST
819-Soils Organic Content Ignition FM 1 T-267	Test	\$ 60.00
821-Soils Particle Size Anlys AASHTO T88 (Incl. Hydrometer)	Test	\$ 240.00
822-Soils Particle Size Anlys AASHTO T88 (No Hydrometer)	Test	\$ 100.00
823-Soils Permeability Constant Head AASHTO T215	Test	\$ 350.00
824-Soils Permeability Falling Head FM 5-513	Test	\$ 350.00
825-Soils pH Soil or Water FM 5-550	Test	\$ 50.00
826-Soils Plastic Limit & Plasticity Index AASHTO T90	Test	\$ 60.00
827-Soils Proctor Modified FM 1-T180	Test	\$ 130.00
828-Soils Proctor Standard AASHTO T99	Test	\$ 130.00
829-Soils Resistivity Soil or Water FM 5-551	Test	\$ 50.00
830-Soils Shrinkage Factor AASHTO T92	Test	\$ 100.00
831-Soils Specific Gravity AASHTO T100	Test	\$ 75.00
832-Soils Split Tensile Strgth of Rock Cores ASTM D3967	Test	\$ 200.00
833-Soils Sulfate Soil or Water FM 5-553	Test	\$ 65.00
834-Soils Swell Potential ASTM D4546	Test	\$ 500.00
835-Soils Triaxl Consl-Drain (CD) Per Point\Cell ASTM D7181	Test	\$ 600.00
836-Soils Tri Cnsl-Undrn (CU) Pt\Cell AASHTO T297/ASTM D4767	Test	\$ 500.00
837-Soil Tri Uncsl-Undrn (UU) Pt\Cell AASHTO T296/ASTM D2850	Test	\$ 350.00
838-Soils Unconfined Compression - Rock ASTM D7012, Method C	Test	\$ 250.00
839-Soils Unconfined Compress - Soil AASHTO T208/ASTM D2166	Test	\$ 200.00

**FORM 1
SCHEDULE OF PROPOSED PRICES/RATES**

NAME OF CONTRACTOR MESKEL & ASSOCIATES ENGINEERING

Proposal Number P-16-19 Professional Structural Engineering Services – Annual Contract

1. Average hourly direct labor rates (without Fringe Benefits)

Project Manager (Responsible Professional)	\$ <u>48.07</u> hr.
Architect (Registered)	\$ <u>--</u> hr.
Design Engineer (Registered)	\$ <u>--</u> hr.
Designer or Technician (Non-Registered)	\$ <u>--</u> hr.
Drafter or CADD Operator	\$ <u>24.50</u> hr.
Clerical (Typist, Word Processor, Document Assembly, etc.)	\$ <u>22.00</u> hr.

- | | |
|--|------------------|
| 2. Total Overhead Rate (to be applied to Direct Labor:) | <u>175</u> % |
| 3. Profit Rate (to be applied to Direct Labor plus Overhead) | <u>10</u> % |
| 4. Cost of 4-man survey crew per 8 hour day (If applicable) | \$ <u>--</u> hr. |

5. Other Direct Project Costs per Unit (please specify)

N/A

6. Estimated percentage of total fee to be performed by subconsultants _____%

7. Please provide any other relevant rates that may apply to this project including average direct hourly labor rates for other categories of proposed personnel

SEE MAE RELEVANT RATES ATTACHED

MESKEL ASSOCIATES ENGINEERING

Personnel Classification	MAE Hourly Rates	Home Office Overhead	Partially Loaded Billable Rate	PROFIT	Loaded Billable Rate
Principal, P.E.	\$ 57.07	175.00%	\$ 156.94	10.00%	\$ 172.64
Project Manager, P.E., P.G.	\$ 48.07	175.00%	\$ 132.19	10.00%	\$ 145.41
Staff Engineer, E.I.	\$ 30.40	175.00%	\$ 83.60	10.00%	\$ 91.96
Drafter	\$ 24.50	175.00%	\$ 67.38	10.00%	\$ 74.11
Senior Field Inspector	\$ 30.25	175.00%	\$ 83.19	10.00%	\$ 91.51
Field Inspector	\$ 20.50	175.00%	\$ 56.38	10.00%	\$ 62.01
Clerical	\$ 22.00	175.00%	\$ 60.50	10.00%	\$ 66.55



**2019-2020 FEE SCHEDULE
MESKEL & ASSOCIATES ENGINEERING**

ITEM	UNIT	RATE
204-Asphalt Gradation FM 1-T030	Test	\$60.00
209-Asphalt Pavement Coring – 4" dia with Base Depth Check	Each	\$60.00
210-Asphalt Pvmnt. Coring – 4" dia without Base Depth Check	Each	\$60.00
211-Asphalt Pavement Coring – 6" dia with Base Depth Check	Each	\$65.00
212-Asphalt Pvmnt Coring – 6" dia without Base Depth Check	Each	\$65.00
302-Concrete Cylinder Curing, Capping & Breaking ASTM C39	Test	\$20.00
305-Concrete Pavement Coring - 4" Dia	Each	\$125.00
306-Concrete Pavement Coring - 6" Dia	Each	\$110.00
401-Geo Auger Borings-H& & Truck/Mud Bug	LF	\$10.00
402-Geo Auger Borings-Track	LF	\$12.00
415-Geo Double Ring Infiltration ASTM D3385	Each	\$450.00
418-Geo Drill Crew Support Vehicle	Day	\$130.00
419-Geo Drilling Crew 2-Person	Hour	\$150.00
420-Geo Drilling Crew 3-Person	Hour	\$210.00
427-Geo Extra SPT Samples-Truck/Mud Bug 0-50 Ft	Each	\$30.00
428-Geo Extra SPT Samples-Truck/Mud Bug 50-100 Ft	Each	\$35.00
429-Geo Extra SPT Samples-Truck/Mud Bug 100-150 Ft	Each	\$40.00
430-Geo Extra SPT Samples-Truck/Mud Bug 150-200 Ft	Each	\$45.00
432-Geo Field Permeability 0-10 Ft Open-End Borehole Method	Each	\$325.00
433-Geo Field Permeability 10-25 Ft Open-End Borehole Method	Each	\$375.00
440-Geo Grout Boreholes- Truck/Mud Bug 0-50 Ft	LF	\$5.75
441-Geo Grout Boreholes- Truck/Mud Bug 50-100 Ft	LF	\$6.75
442-Geo Grout Boreholes- Truck/Mud Bug 100-150 Ft	LF	\$7.75
446-Geo H& Auger with DCP (0-50 ft) ASTM D1452	LF	\$15.00
447-Geo H& Auger with SCP (0-50 ft) ASTM D1453	LF	\$17.50
450-Geo Piezometer 2" 0-50 Ft	LF	\$22.50
463-Geo Rock Coring Truck/Mud Bug 0-50 Ft less than 4" ID	LF	\$37.00
465-Geo Rock Coring Truck/Mud Bug 50-100 Ft less than 4" ID	LF	\$42.00
467-Geo Rock Coring Truck/Mud Bug 100-150 Ft less than 4" ID	LF	\$45.00
478-Geo SPT Truck/Mud Bug 0-50 Ft	LF	\$12.50
479-Geo SPT Truck/Mud Bug 50-100 Ft	LF	\$15.00
480-Geo SPT Truck/Mud Bug 100-150 Ft	LF	\$18.75
481-Geo SPT Truck/Mud Bug 150-200 Ft	LF	\$23.00
482-Geo SPT Truck/Mud Bug 200-250 Ft	LF	\$28.25

**2019-2020 FEE SCHEDULE
MESKEL & ASSOCIATES ENGINEERING**

ITEM	UNIT	RATE
488-Geo Temp Casing 3" Truck/Mud Bug 0-50 Ft	LF	\$8.50
489-Geo Temp Casing 3" Truck/Mud Bug 50-100 Ft	LF	\$9.50
490-Geo Temp Casing 3" Truck/Mud Bug 100-150 Ft	LF	\$11.50
491-Geo Temp Casing 3" Truck/Mud Bug 150-200 Ft	LF	\$13.15
498-Geo Temp Casing 4" Truck/Mud Bug 0-50 Ft	LF	\$9.25
499-Geo Temp Casing 4" Truck/Mud Bug 50-100 Ft	LF	\$10.25
500-Geo Temp Casing 4" Truck/Mud Bug 100-150 Ft	LF	\$11.25
501-Geo Temp Casing 4" Truck/Mud Bug 150-200 Ft	LF	\$12.75
514-Geo Truck/Mud Bug Mobil (30 miles straightline distance)	Each	\$465.00
519-Geo Undisturbed Samples Truck/Mud Bug 0-50 Ft	Each	\$115.00
520-Geo Undisturbed Samples Truck/Mud Bug 50-100 Ft	Each	\$125.00
521-Geo Undisturbed Samples Truck/Mud Bug 100-150 Ft	Each	\$135.00
619-Mobilization Tri-Pod	Each	\$550.00
708-MOT Provide Channelizing Devices – Cone	Each	\$1.00
712-MOT Support Vehicle	Hour	\$50.00
809-Soils Hydrometer Only AASHTO T88	Test	\$115.00
810-Soils Limerock Bearing Ratio (LBR) FM 5-515	Test	\$275.00
811-Soils Liquid Limit AASHTO T89	Test	\$45.00
812-Soils Materials Finer than 200 Sieve FM 1-T011	Test	\$35.00
817-Soils Moisture Content Laboratory AASHTO T265	Test	\$15.00
819-Soils Organic Content Ignition FM 1 T-267	Test	\$35.00
821-Soils Particle Size Anlys AASHTO T88 (Incl. Hydrometer)	Test	\$154.00
822-Soils Particle Size Anlys AASHTO T88 (No Hydrometer)	Test	\$55.00
826-Soils Plastic Limit & Plasticity Index AASHTO T90	Test	\$48.50
827-Soils Proctor Modified FM 1-T180	Test	\$110.00
828-Soils Proctor Standard AASHTO T99	Test	\$100.00
831-Soils Specific Gravity AASHTO T100	Test	\$65.00
838-Soils Unconfined Compression - Rock ASTM D7012, Method C	Test	\$125.00
839-Soils Unconfined Compress - Soil AASHTO T208/ASTM D2166	Test	\$100.00
Geo Extra SPT Samples- Tri-pod 0-50 Ft	Each	\$36.00
Geo Grout Boreholes- Tri-pod 0-50 Ft	LF	\$6.75
Geo SPT Tri-pod 0-50 Ft	LF	\$26.50

SCHEDULE OF PROPOSED PRICES/RATESNAME OF CONTRACTOR: DRMP, INC.Proposal Number P-16-19 Professional Structural Engineering Services – Annual Contract

1. Average hourly direct labor rates (without Fringe Benefits)

Principal Manager (Partner or Senior Officer) (5% Max)	\$ <u>75.08 / \$206.47</u> hr.
Project Manager (Responsible Professional)	\$ <u>55.29 / \$152.05</u> hr.
Survey Technician (Non-Registered)	\$ <u>30.00 / \$82.80</u> hr.
Party Chief	\$ <u>26.71 / \$73.45</u> hr.
Instrument Person	\$ <u>17.77 / \$48.85</u> hr.
Rod Person	\$ <u>16.50 / \$45.36</u> hr.
Contract Coordinator (Typist, Word Processor, Document Assembly, etc.)	\$ <u>31.46 / \$86.52</u> hr.

- | | |
|--|----------------------|
| 2. Total Overhead Rate (to be applied to Direct Labor:) | <u>150</u> % |
| 3. Profit Rate (to be applied to Direct Labor plus Overhead) | <u>10</u> % |
| 4. Cost of 2-person survey crew per 8-hour day (If applicable) | \$ <u>123.02</u> hr. |
| 5. Cost of 3-person survey crew per 8-hour day (If applicable) | \$ <u>168.38</u> hr. |
| 6. Cost of 4-person survey crew per 8-hour day (If applicable) | \$ <u>217.65</u> hr. |
| 7. Other Direct Project Costs per Unit (please specify) | |

Subsurface Utility Engineering Hourly Rates

(Based on loaded rates at 150% Overhead and 10% Profit)

➤ Senior SUE Technician	\$ 92.54
➤ 2-Person Utility Designated/Locate Crew	\$167.75
➤ 3-Person Vacuum Excavation SUE Crew	\$233.75
➤ 4-Person Vacuum Excavation SUE Crew	\$299.75
➤ SUE Project Manager	\$147.15
➤ Mobile Survey Operator	\$ 66.00

Subsurface Utility Engineering (Replacement Materials)

➤ Bag of Concrete	\$5.00/each
➤ Bag of Asphalt	\$14.00/each

Maintenance of Traffic (MOT) if required

➤ Lane Closures	\$450 (Per setup)
➤ Lane Closures with Flaggers (2-lane/2-way)	\$150 (Per hour)
➤ Equipment Rental	\$200 (Equipment)

8. Estimated percentage of total fee to be performed by subconsultants _____ %
9. Please provide any other relevant rates that may apply to this project including average direct hourly labor rates for other categories of proposed personnel

SCHEDULE OF PROPOSED PRICES/RATES

NAME OF CONTRACTOR Environmental Resource Solutions

Proposal Number P-16-19 Professional Structural Engineering Services - Annual Contract

1. Average hourly direct labor rates (without Fringe Benefits)

Project Manager (Responsible Professional)(12% Max)	<u>\$ 84.13</u> hr.
Sr. Env. Scientist II	<u>\$ 53.30</u> hr.
Sr. Env. Scientist III	<u>\$ 48.08</u> hr.
Environmental Scientist I	<u>\$ 43.43</u> hr.
Environmental Scientist II	<u>\$ 40.56</u> hr.
Environmental Scientist IV	<u>\$ 32.93</u> hr.
Environmental Technician I	<u>\$ 25.00</u> hr.
Environmental Technician II	<u>\$ 20.14</u> hr.
Environmental Technician III	<u>\$ 18.27</u> hr.
GIS Specialist	<u>\$ 29.81</u> hr.
CADD/Drafter	<u>\$ 25.00</u> hr.
Clerical (Typist, Word Processor, Document Assembly, etc.)	<u>\$ 19.60</u> hr.

2. Total Overhead Rate (to be applied to Direct Labor:) 161.79 %

3. Profit Rate (to be applied to Direct Labor plus Overhead) 10 %

4. Cost of 4-man survey crew per 8 hour day (If applicable) \$ _____ hr.

5. Other Direct Project Costs per Unit (please specify)

6. Estimated percentage of total fee to be performed by subconsultants _____ %

7. Please provide any other relevant rates that may apply to this project including average direct hourly labor rates for other categories of proposed personnel

FORM 1
SCHEDULE OF PROPOSED PRICES/RATES

NAME OF CONTRACTOR Peters & Yaffee

Proposal Number P-16-19 Professional Structural Engineering Services – Annual Contract

1. Average hourly direct labor rates (without Fringe Benefits)

Project Manager (Responsible Professional)	\$ <u>69.89</u> hr.
Architect (Registered)	\$ <u>n/a</u> hr.
Design Engineer (Registered)	\$ <u>38.63</u> hr.
Designer or Technician (Non-Registered)	\$ <u>28.82</u> hr.
Drafter or CADD Operator	\$ <u>n/a</u> hr.
Clerical (Typist, Word Processor, Document Assembly, etc.)	\$ <u>24.48</u> hr.

2. Total Overhead Rate (to be applied to Direct Labor:) 179.06 %

3. Profit Rate (to be applied to Direct Labor plus Overhead) 10 %

4. Cost of 4-man survey crew per 8 hour day (If applicable) \$ n/a hr.

5. Other Direct Project Costs per Unit (please specify)

6. Estimated percentage of total fee to be performed by subconsultants 0 %

7. Please provide any other relevant rates that may apply to this project including average direct hourly labor rates for other categories of proposed personnel

Principal (\$ 87.21) (5% Max)

Senior Engineer (\$ 68.75)

Engineering Intern (\$ 34.18)

Designer Associate (\$ 16.00)

FORM 1
SCHEDULE OF PROPOSED PRICES/RATES

NAME OF CONTRACTOR Taylor Engineering, Inc.

Proposal Number P-16-19 Professional Structural Engineering Services – Annual Contract

1. Average hourly direct labor rates (without Fringe Benefits)

Project Manager (Responsible Professional)	\$ <u>58.31</u> hr.
Architect (Registered)	\$ _____ hr.
Design Engineer (Registered)	\$ <u>58.31</u> hr.
Designer or Technician (Non-Registered)	\$ <u>34.14</u> hr.
Drafter or CADD Operator	\$ <u>45.81</u> hr.
Clerical (Typist, Word Processor, Document Assembly, etc.)	\$ <u>24.04</u> hr.

2. Total Overhead Rate (to be applied to Direct Labor:) 175 %

3. Profit Rate (to be applied to Direct Labor plus Overhead) 10 %

4. Cost of 4-man survey crew per 8 hour day (If applicable) \$ _____ hr.

5. Other Direct Project Costs per Unit (please specify)

Sediment grains size analysis, \$75 per sample

6. Estimated percentage of total fee to be performed by subconsultants 0 %

7. Please provide any other relevant rates that may apply to this project including average direct hourly labor rates for other categories of proposed personnel

FORM 1
SCHEDULE OF PROPOSED PRICES/RATES

NAME OF CONTRACTOR Osiris 9 Consulting LLC

Proposal Number P-16-19 Professional Structural Engineering Services – Annual Contract

1. Average hourly direct labor rates (without Fringe Benefits)

Project Manager (Responsible Professional)	\$75.00 _____ hr.
Architect (Registered)	NA
Design Engineer (Registered)	\$56.97 _____ hr.
Designer or Technician (Non-Registered)	\$25.51 _____ hr.
Drafter or CADD Operator	\$25.00 _____ hr.
Clerical (Typist, Word Processor, Document Assembly, etc.)	NA

2. Total Overhead Rate (to be applied to Direct Labor:) _____ 176.39%

3. Profit Rate (to be applied to Direct Labor plus Overhead) _____ 10%

4. Cost of 4-man survey crew per 8 hour day (If applicable) NA

5. Other Direct Project Costs per Unit (please specify)

6. Estimated percentage of total fee to be performed by subconsultants _____%

7. Please provide any other relevant rates that may apply to this project including average direct hourly labor rates for other categories of proposed personnel _____

Principal Engineer - \$88.25/hr (5% Max) _____

Public Involvement Specialist - \$60.00/hr _____

Senior Planner - \$38.08/hr _____

Design Intern - \$15.00/hr _____



City of Jacksonville, Florida

Lenny Curry, Mayor

Procurement Division
Ed Ball Building
214 N. Hogan Street, Suite 800
Jacksonville, Florida 32202

ONE CITY. ONE JACKSONVILLE.

September 26, 2019

The Honorable Lenny Curry, Mayor
City of Jacksonville
4th Floor, St. James Building
Jacksonville, FL 32202

Dear Mayor Curry:

Ref: **P-16-19 Professional Structural Engineering Services**
Department of Public Works/Engineering and Construction Management Division


The Professional Services Evaluation Committee met today in Board Room 851 on the eighth floor of the Ed Ball Building, for the purpose of concluding fee and contract negotiations with the number one ranked company/firm for the above-captioned project.

The following motion/recommendation was adopted:

That the City of Jacksonville enter into a contract with STV, Inc., for Professional Structural Engineering Services that (i) incorporates the attached Scope of Services Identified as Exhibit 'A' and Contract Fee Schedule Identified as Exhibit 'B'; Each project performed under this agreement shall be authorized by an individual Purchase Order with a not-to-exceed cost applicable thereto; (ii) provide a not-to-exceed maximum indebtedness of \$3,000,000.00; and (iii) provide an initial period of service from execution of the contract to two years with the option to extend the contract for two additional 2-year periods upon satisfactory performance by the Consultant. All other terms and conditions are per the City's standard contract language and as provided in the RFP.

If the foregoing meets your approval, we respectfully request your signature and return to my office.

Respectfully submitted,


Gregory Pease, Chief
Procurement Division
Chairman, Professional Services
Evaluation Committee

APPROVED:


Lenny Curry, Mayor

This 27 day of September, 2019

GP: ab

cc Council Auditor
James McCain, Jr., OGC
Melba Gray, GAD
Subcommittee Members

Brian Hughes
Chief Administrative Officer
For: Mayor Lenny Curry
Under Authority of:
Executive Order No: 2019-02

20094

EXHIBIT A

SCOPE OF SERVICES

JEA Contract No. TBD
5th Street over Six Mile Creek Bridge Replacement
JEA Utility Relocations

PURPOSE:

The purpose of this scope is to detail services, schedule, deliverables, and fee to be provided by STV (the CONSULTANT) to JEA associated with the utility relocation design and adjustments resulting from the City of Jacksonville's (COJ) 5th Street over Six Mile Creek Bridge Replacement project (CDN 6256.251).

OBJECTIVE:

The objective of this project is to relocate and/or adjust the following JEA utilities as necessary:

- 10-inch VCP concrete encased gravity sanitary sewer
- 18-inch VCP concrete encased gravity sanitary sewer
- 10-inch CIP water main
- 20-inch PVC force main
- 2-12-inch DIP force mains
- H2O2 force main injection lines

SCOPE OF SERVICES:

1.0 Work Activities

CONSULTANT will perform the following work activities

1.1 **Utility Design & Plans Production** – Provided by Mott MacDonald (see attached scope of services)

1.2 **Specification Preparation** – Provided by Mott MacDonald (see attached scope of services)

1.3 **Permitting** – Procurement of FDEP PWS General Permit

1.3.1 Procurement by Mott MacDonald (see attached scope of services)

1.3.2 Assistance and support provided by STV to Mott MacDonald

1.4 **Utility Conflict Design Resolution** –

1.4.1 Modify current roadway, drainage, and/or structure designs to accommodate unavoidable water line conflicts

1.4.2 Coordinate with Team Utility Coordinator to adjust other UAO Work Schedules as needed.

1.5 **Subsurface Utility Engineering** –

1.5.1 Provide Utility Locates for 8 identified JEA facilities.

1.6 **Mapping** –

EXHIBIT A

SCOPE OF SERVICES

JEA Contract No. TBD
5th Street over Six Mile Creek Bridge Replacement
JEA Utility Relocations

- 1.6.1 Provide TIITF Easement Sketches for
- 1.6.2 Mapping of Temporary Construction Easement boundaries.

2.0 Project Management

CONSULTANT will provide the following management services:

- 2.1 Coordinate plans production and deliveries
- 2.2 Provide required information (geotechnical, SUE, survey, environmental) to Mott MacDonald as needed.
- 2.3 Progress Updates to COJ & JEA

3.0 Meetings

CONSULTANT will coordinate and attend the following meetings

- 3.1 Pre-Design Site Visit
- 3.2 Internal Design Kick Off Meeting
- 3.3 JEA Kick Off Meeting
- 3.4 Internal 30% Design Review Meeting
- 3.5 JEA 30% Design Review Meeting
- 3.6 Internal 90% Design Review Meeting
- 3.7 JEA 90% Design Review Meeting
- 3.8 Internal 100% Design Review Meeting
- 3.9 JEA 100% Design Review Meeting

Minutes and agendas to be provided by Mott MacDonald.

4.0 Contract Management

The CONSULTANT requires effort to set up revise this task in its financial program; develop a specific work plan for this task; and assemble invoices.

SCHEDULE:

Milestone	Duration
JEA Written NTP to STV	TBD
Project Team Kick Off Meeting	14 Days from NTP
Conceptual Design Phase (30%)	45 Days from NTP
JEA 30% Review	20 Days

EXHIBIT A SCOPE OF SERVICES

JEA Contract No. TBD
5th Street over Six Mile Creek Bridge Replacement
JEA Utility Relocations

Milestone	Duration
60% Design Plans Production	60 Days
60% Design Review	20 Days
90% Design Plans Production	100 Days
90% Design Review	20 Days
100% Design Plans Production	60 Days
100% Design Review	20 Days
Final Bid Package Plans Production	30 Days
Final Bid Package Review	20 Days
Deliver Signed & Sealed Bid Package	20 Days

All days are calendar days. A Schedule with dates will be provided to JEA within 10 days of NTP.

OPINION OF PROBABLE CONSTRUCTION COST – Provided by Mott MacDonald (see attached scope of services). STV will review the OPCC and incorporate into bid documentation.

DELIVERABLES:

The CONSULTANT shall prepare and provide quality assurance/quality control on all products and deliverables defined herein. All deliverables will be electronic via file transfer. This project will include the following specific deliverables:

Deliverable	Submitted at Milestone	Format
Engineering Drawings	60%, 90%, 100%	PDF
Written Specifications	100%	PDF
Opinion of Probable Construction Cost	60%, 90%, 100%	PDF
QA/QC Documents	100%	PDF
Construction Schedule	100%	PDF

STAFF EFFORT:

Refer to Exhibit B for detailed information on the staff effort required for this project.

FEES:

The total fee for the aforementioned services is \$244,269.72. This fee is itemized per consultant in the following table:

Firm	Task	Fee
STV Inc.	Roadway/Drainage/Structures Redesign Project & Contract Management	\$64,368.07
Mott MacDonald	Utility Design & Permitting	\$112,035.00
DRMP, Inc.	Design Survey, SUE, Mapping	\$67,866.65

EXHIBIT A

SCOPE OF SERVICES

JEA Contract No. TBD
5th Street over Six Mile Creek Bridge Replacement
JEA Utility Relocations

A breakdown of the work effort associated with these fees is provided in Appendix B.

ITEMS TO BE PROVIDED BY JEA:

- Documentation of all existing facilities
- As-Builts
- System Data for required pipeline shuts, tie-ins, or draining
- Permitting fees

Project Activity 3: General Tasks

Estimator:

5th Street Bridge 724039 Replacement

N/A

Representing	Print Name	Signature / Date
COJ		
STV Inc.		

NOTE: Signature Block is optional, per District preference

Task No.	Task	Units	No of Units	Hours/ Unit	Total Hours	Comments
3.1	Public Involvement					
3.1.1	Community Awareness Plan	LS	1	0	0	N/A
3.1.2	Notifications	LS	1	0	0	N/A
3.1.3	Preparing Mailing Lists	LS	1	0	0	N/A
3.1.4	Median Modification Letters	LS	1	0	0	N/A
3.1.5	Driveway Modification Letters	LS	1	0	0	N/A
3.1.6	Newsletters	LS	1	0	0	N/A
3.1.7	Renderings and Fly Throughs	LS	1	0	0	N/A
3.1.8	PowerPoint Presentation	LS	1	0	0	N/A
3.1.9	Public Meeting Preparations	LS	1	0	0	
3.1.10	Public Meeting Attendance/Followup	LS	1	0	0	
3.1.11	Other Agency Meetings	LS	1	0	0	
3.1.12	Web Site	LS	1	0	0	
3.1 Public Involvement Subtotal					0	
3.2	Joint Project Agreements	EA	0	0	0	
3.3	Specifications Package Preparation	LS	1	8	8	Assistance to Mott MacDonald
3.4	Contract Maintenance and Project Documentation	LS	1	36	36	8 hours to set up master contract and 2 sub contracts. 2 hours per month maintenance for 14 month schedule.
3.5	Value Engineering (Multi-Discipline Team) Review	LS	1	0	0	
3.6	Prime Consultant Project Manager Meetings	LS	1	19	19	
3.7	Plans Update	LS	1	0	0	

Project Activity 3: General Tasks

Task No.	Task	Units	No of Units	Hours/ Unit	Total Hours	Comments
3.8	Post Design Services	LS	1	0	0	
3.9	Digital Delivery	LS	1	0	0	
3.10	Risk Assessment Workshop	LS	1	0	0	
3.11	Railroad, Transit, and/or Airport Coordination	LS	1	0	0	
3.11.1	Aeronautical Evaluation	LS	1	0	0	
3.12	Landscape and Existing Vegetation Coordination	LS	1	0	0	
3.13	Other Project General Tasks	LS	1	0	0	
3. Project Common and Project General Tasks Total					63	

3.6 - List of Project Manager Meetings	Units	No of Units	Hours/ Unit	Total Hours	Comments
Roadway Analysis	EA	0	0	0	
Drainage	EA	0	0	0	
Utilities	EA	0	0	0	
Environmental	EA	1	1	1	FDEP
Structures	EA	0	0	0	
Signing & Pavement Marking	EA	0	0	0	
Signalization	EA	0	0	0	
Lighting	EA	0	0	0	
Landscape Architecture	EA	0	0	0	
Survey	EA	0	0	0	
Photogrammetry	EA	0	0	0	
ROW & Mapping	EA	0	0	0	
Terrestrial Mobile LiDAR	EA	0	0	0	
Architecture	EA	0	0	0	
Noise Barriers	EA	0	0	0	
ITS Analysis	EA	0	0	0	
Geotechnical	EA	0	0	0	
Progress Meetings	EA	9	2	18	Two STV Staff for meetings listed in Scope of Services Section 3.0 "Meetings"
Phase Reviews	EA	0	0	0	
Field Reviews	EA	0	0	0	
Total Project Manager Meetings		10		19	Total PM Meeting Hours carries to Task 3.6 above

Project Activity 4: Roadway Analysis

Estimator:

5th Street Bridge 724039 Replacement

N/A

Representing	Print Name	Signature / Date
COJ		
STV Inc		

NOTE: Signature Block is optional, per District preference

Task No.	Task	Units	No of Units	Hours/ Unit	Total Hours	Comments
4.1	Typical Section Package	LS	1		0	N/A
4.2	Pavement Type Selection Report	LS	1		0	N/A
4.3	Pavement Design Package	LS	1		0	N/A
4.4	Cross-Slope Correction	LS	1		0	N/A
4.5	Horizontal /Vertical Master Design Files	LS	1	80	80	Amend current design as needed to accommodate JEA Utility adjustments/relocations (40 hours) New design and production due to project limits extension (40 hours)
4.6	Access Management	LS	1		0	N/A
4.7	Roundabout Evaluation	LS	1		0	N/A
4.8	Roundabout Final Design Analysis	LS	1		0	N/A
4.9	Cross Section Design Files	LS	1		0	N/A
4.10	Temporary Traffic Control Plan Analysis	LS	1		0	N/A
4.11	Master TTCP Design Files	LS	1		0	N/A
4.12a	Selective Clearing and Grubbing of Existing VegetationField Assessment	LS	1		0	N/A
4.12b	Selective Clearing and Grubbing Site Inventory of Existing Vegetation and Cross-Discipline Coordination (OPTIONAL SERVICES)	LS	1		0	N/A
4.12c	Selective Clearing and Grubbing- Existing Vegetation Maintenance Report	LS	1		0	N/A

Project Activity 4: Roadway Analysis

Task No.	Task	Units	No of Units	Hours/ Unit	Total Hours	Comments
4.13	Tree Dispostion Plan	LS	1		0	N/A
4.14	Design Variations and Exceptions	LS	1		0	N/A
4.15	Design Report	LS	1		0	N/A
4.16	Quantities	LS	1		0	N/A
4.17	Cost Estimate	LS	1		0	N/A
4.18	Technical Special Provisions and Modified Special Provisions	LS	1		0	N/A
4.19	Other Roadway Analyses	LS	1		0	N/A
Roadway Analysis Technical Subtotal					80	

Project Activity 4: Roadway Analysis

Task No.	Task	Units	No of Units	Hours/ Unit	Total Hours	Comments
4.20	Field Reviews	LS	1		0	N/A
4.21	Monitor Existing Structures	LS	1	0	0	N/A
4.22	Technical Meetings	LS	1	0	0	N/A
4.23	Quality Assurance/Quality Control	LS	%	10%	8	
4.24	Independent Peer Review	LS	%	0%	0	
4.25	Supervision	LS	%	8%	6	
Roadway Analysis Nontechnical Subtotal					14	
4.26	Coordination	LS	%	5%	5	
4. Roadway Analysis Total					99	

Technical Meetings	Units	No of Units	Hours/ Unit	Total Hours	Comments	PM Attendance at Meeting Required?	Number
Typical Section	EA	0		0	N/A		0
Pavement	EA	0		0	N/A		0
Access Management	EA	0		0	N/A		0
15% Line and Grade	EA	0		0	N/A		0
Driveways	EA	0		0	N/A		0
Local Governments (cities, counties, MPO)	EA	0		0	N/A		0
Work Zone Traffic Control	EA	0		0			0
30/60/90/100% Comment Review Meetings	EA	0		0			0
Other Meetings	EA	0		0			0
Subtotal Technical Meetings				0		Subtotal Project Manager Meetings	0
Progress Meetings	EA	0		0	<i>3 meetings at 4 hours each</i>		
Phase Comment Reviews & Responses	EA	0		0	<i>Review and Respond to comments</i>		
Total Meetings				0	Total Project Manager Meetings (carries to Tab 3)		0

Project Activity 5: Roadway Plans

Estimator:

5th Street Bridge 724039 Replacement

N/A

Representing	Print Name	Signature / Date
COJ		
STV Inc		

NOTE: Signature Block is optional, per District preference

Task No.	Task	Scale	Units	No. of Units or Sheet	Hours/ Unit or Sheet	Total Hours	Comments
5.1	Key Sheet		Sheet	1	1	1	Update design and production due to project limits extension
5.2	Summary of Pay Items Including Quantity Input		Sheet	0		0	
5.3	Typical Section Sheets						
5.3.1	Typical Sections		EA	0		0	
5.3.2	Typical Section Details		EA	0		0	
5.4	General Notes/Pay Item Notes		Sheet	1	1	1	Update design and production due to project limits extension
5.5	Summary of Quantities Sheets		Sheet	0		0	
5.6	Project Layout		Sheet	0		0	
5.7	Plan/Profile Sheet		Sheet	1	8	8	Update design and production due to project limits extension
5.8	Profile Sheet		Sheet	0		0	
5.9	Plan Sheet		Sheet	0		0	
5.10	Special Profile		Sheet	0		0	
5.11	Back-of-Sidewalk Profile Sheet		Sheet	0		0	N/A
5.12	Interchange Layout Sheet		Sheet	0		0	
5.13	Ramp Terminal Details (Plan View)		Sheet	0		0	N/A
5.14	Intersection Layout Details		Sheet	0		0	
5.15	Special Details		EA	0		0	

Project Activity 5: Roadway Plans

Task No.	Task	Scale	Units	No. of Units or Sheet	Hours/ Unit or Sheet	Total Hours	Comments	
5.16	Cross-Section Pattern Sheet(s)		Sheet	0		0	N/A	
5.17	Roadway Soil Survey Sheet(s)		Sheet	1		0	Provided by Geotech	
5.18	Cross Sections		EA	8		0	Roadway Length = 270 FT. 50' Spacing = 6 + 2 (Begin/End Project) + 2 (Begin/End Bridge) = 8	
5.19	Temporary Traffic Control Plan Sheets		Sheet	0		0	N/A	
5.20	Temporary Traffic Control Cross Section Sheets		EA	0		0	N/A	
5.21	Temporary Traffic Control Detail Sheets		Sheet	2		0	General Notes (1), Detour Plan (1).	
5.22	Utility Adjustment Sheets		Sheet	1		0	Utility Adjustments	
5.23	Selective Clearing and Grubbing Sheet(s)							
5.23.1	Selective Clearing and Grubbing		Sheet	0		0	N/A	
5.23.2	Selective Clearing and Grubbing Details		Sheet	0		0	N/A	
5.24	Tree Disposition Sheet(s)							
5.24.1	Tree Disposition Plan Sheet(s)		Sheet	0		0	N/A	
5.24.2	Tree Disposition Plan Tables and Schedules		Sheet	0		0	N/A	
5.25	Project Control Sheet(s)		Sheet	1		0	Provided by Surveyor	
5.26	Environmental Detail Sheets		Sheet	0		0	N/A	
5.27	Utility Verification Sheet(s) (SUE Data)		Sheet	1		0	Summary sheet	
Roadway Plans Technical Subtotal						10		
5.28	Quality Assurance/Quality Control		LS	%	10%	1		
5.29	Supervision		LS	%	8%	1		
5. Roadway Plans Total						12		

Project Activity 6a: Drainage Analysis

Estimator:

5th Street Bridge 724039 Replacement

N/A

Representing	Print Name	Signature / Date
COJ		
STV Inc		

NOTE: Signature Block is optional, per District preference

Task No.	Task	Units	No of Units	Hours/ Unit	Total Hours	Comments
6a.1	Drainage Map Hydrology	Per Map	0	0	0	
6a.2	Base Clearance Calculations	Per Location	0	0	0	
6a.3	Pond Siting Analysis and Report	Per Basin	0	0	0	
6a.4	Design of Cross Drains	EA	0	0	0	
6a.5	Design of Ditches	Per Ditch Mile	0	0	0	
6a.6	Design of Stormwater Management Facility (Offsite or Infield Pond)	EA	0	0	0	
6a.7	Design of Stormwater Management Facility (Roadside Treatment Swales and Linear Ponds)	Per Cell	0	0	0	
6a.8	Design of Floodplain Compensation	Per Floodplain Basin	0	0	0	
6a.9	Design of Storm Drains	EA	3	4	12	Update design and production due to project limits extention and closing drainage system
6a.10	Optional Culvert Material	EA	0	0	0	
6a.11	French Drain Systems	Per Cell	0	0	0	
6a.11.a	Existing French Drain Systems	Per Cell	0	0	0	
6a.12	Drainage Wells	EA	0	0	0	
6a.13	Drainage Design Documentation Report	LS	1	6	6	
6a.14	Bridge Hydraulic Report	EA	0	0	0	

Project Activity 6a: Drainage Analysis

Task No.	Task	Units	No of Units	Hours/ Unit	Total Hours	Comments
6a.15	Temporary Drainage Analysis	LS	1	0	0	
6a.16	Cost Estimate	LS	1	1	1	
6a.17	Technical Special Provisions / Modified Special Provisions	LS	1	0	0	
6a.18	Hydroplaning Analysis	LS	1	0	0	
6a.19	Existing Permit Analysis	LS	1	0	0	
6a.20	Other Drainage Analysis	LS	1	0	0	
6a.21	Noise Barrier Evaluation	LS	1	0	0	
Drainage Analysis Technical Subtotal					19	
6a.22	Field Reviews	LS	1	4	4	1 field reviews x 2 people x 21 hrs = 42 hrs
6a.23	Technical Meetings	LS	1	3	3	Meetings are listed below
6a.24	Environmental Look-Around (ELA) Meeting	LS	1	0	0	
6a.25	Quality Assurance/Quality Control	LS	%	10%	2	
6a.26	Independent Peer Review	LS	%	0%	0	
6a.27	Supervision	LS	%	8%	2	
Drainage Analysis Nontechnical Subtotal					10	
6a.28	Coordination	LS	%	3%	21	
6a. Drainage Analysis Total					29	

Technical Meetings	Units	No of Units	Hours/ Unit	Total Hours	Comments	PM Attendance at Meeting Required?	Number
Base Clearance Water Elevation	EA	0	0	0			0
Pond Siting	EA	0	0	0			0
Agency	EA	0	0	0			0
Local Governments (cities, counties)	EA	0	0	0			0
FDOT Drainage	EA	0	0	0			0
Other Meetings	EA	0	0	0			0
Subtotal Technical Meetings				0			0
Progress Meetings	EA	0	0	0			--
Phase Comment Reviews & Responses	EA	3	1	3	<i>Review and Respond to Phase Comments</i>		--
Total Meetings				3	Total Project Manager Meetings (carries to Tab 3)		0

6b. Drainage Plans

Estimator:

5th Street Bridge 724039 Replacement

N/A

Representing	Print Name	Signature / Date
COJ		
STV Inc		

NOTE: Signature Block is optional, per District preference

Task No.	Task	Scale	Units	No. of Units or Sheet	Hours/ Unit or Sheet	Total Hours	Comments
6b.1	Drainage Map (Including Interchanges)		Sheet	1		0	
6b.2	Bridge Hydraulics Recommendation Sheets		Sheet	1		0	
6b.3	Summary of Drainage Structures		Sheet	1		0	
6b.4	Optional Pipe/Culvert Material		Sheet	1		0	
6b.5	Drainage Structure Sheet(s) (Per Structure)		EA	3	4	12	Update design and production due to project limits extention and closing drainage system
6b.6	Miscellaneous Drainage Detail Sheets		Sheet	0		0	
6b.7	Lateral Ditch Plan/Profile		Sheet	0		0	
6b.8	Lateral Ditch Cross Sections		EA	0		0	
6b.9	Retention/Detention Ponds Detail Sheet(s)		Sheet	0		0	
6b.10	Retention Pond Cross Sections		EA	0		0	
6b.11	Erosion Control Plan Sheet(s)		Sheet	1		0	
6b.12	SWPPP Sheet(s)		Sheet	2		0	
Drainage Plans Technical Subtotal						12	
6b.13	Quality Assurance/Quality Control		LS	%	10%	1	
6b.14	Supervision		LS	%	8%	1	
6. Drainage Plans Total						14	

Project Activity 8: Environmental Permits

Estimator:

5th Street Bridge 724039 Replacement

N/A

Representing	Print Name	Signature / Date
COJ		
STV Inc		

NOTE: Signature Block is optional, per District preference

Task No.	Task	Units	No. of Units	Hours/ Units	Total Hours	Comments
Environmental Permits and Environmental Clearances						
8.1	Preliminary Project Research	LS	1		0	Research existing information.
Permits						
8.2	Field Work					
8.2.1	Pond Site Alternatives	per pond site	0	0	0	
8.2.2	Establish Wetland Jurisdictional Lines and Assessments	LS	1	0	0	
8.2.3	Species Surveys	LS	1	0	0	
8.3	Agency Verification of Wetland Data	LS	1	0	0	
8.4	Complete And Submit All Required Permit Applications					
8.4.1	Complete and Submit All Required Wetland Permit Applications	LS	1	35	35	Assist Mott MacDonald with FDEP permit application. Apply for General Permit
8.4.2	Complete and Submit All Required Species Permit Applications	LS	1	0	0	
8.5	Coordinate and Review Dredge and Fill Sketches	LS	1	0	0	
8.6	Prepare USCG Permit Application	LS	1	0	0	
8.7	Prepare Water Management District or Local Water Control District Right of Way Occupancy Permit Application	LS	1	0	0	
8.8	Prepare Coastal Construction Control Line (CCCL) Permit Application	LS	1	0	0	
8.9	Prepare USACE Section 408 Application to Alter a Civil Works Project	LS	1	0	0	
8.10	Compensatory Mitigation Plan	LS	1	0	0	
8.11	Mitigation Coordination and Meetings	LS	1	0	0	
8.12	Other Environmental Permits	LS	1	0	0	
Environmental Clearances/Reevaluations						
8.13	Technical support to Department for Environmental Clearances and Reevaluations (use when consultant provides technical support only)					
8.13.1	NEPA or SEIR Reevaluation	LS	1	0	0	

Project Activity 8: Environmental Permits

Task No.	Task	Units	No. of Units	Hours/ Units	Total Hours	Comments
8.13.2	Archaeological and Historical Resources	LS	1	0	0	
8.13.3	Wetland Impact Analysis	LS	1	0	0	
8.13.4	Essential Fish Habitat Impact Analysis	LS	1	0	0	
8.13.5	Protected Speices and Habitat Impact Analysis	LS	1	0	0	
8.14	Preparation of Environmental Clearances and Reevaluations (use when consultant prepares all documents associated with reevaluation)					
8.14.1	NEPA or SEIR Reevaluation	LS	1	0	0	
8.14.2	Archaeological and Historical Resources	LS	1	0	0	
8.14.3	Wetland Impact Analysis	LS	1	0	0	
8.14.4	Essential Fish Habitat Impact Analysis	LS	1	0	0	
8.14.5	Protected Species and Habitat Impact Analysis	LS	1	0	0	
8.15	Contamination Impact Analysis	LS	1	0	0	
8.16	Asbestos Survey	LS	1	0	0	
Environmental Permits and Environmental Clearances/Reevaluations Technical Subtotal					35	
8.17	Technical Meetings	LS	1	7	7	Meetings are listed below
8.18	Quality Assurance/Quality Control	LS	%	5%	4	
8.19	Supervision	LS	%	5%	2	
Environmental Permits and Environmental Clearances Nontechnical Subtotal					13	
8.20	Coordination	LS	%	3%	1	
8. Environmental Permits and Environmental Clearances Total					48	

Technical Meetings	Units	No of Units	Hours/ Unit	Total Hours	Comments	PM Attendance at Meeting Required?	Number
WMD/FDEP	EA	1	3	3			1
NMFS	EA	0	0	0			0
USACE	EA	0	0	0			0
USCG	EA	0	0	0			0
USFWS	EA	0	0	0			0
FFWCC	EA	0	0	0			0
FDOT	EA	0	0	0			0
Other Meetings	EA	0	0	0			0
Subtotal Technical Meetings				3		Subtotal Project Manager Meetings	1
Progress Meetings	EA	0	0	0			--
Phase Review Meetings for RAI	EA	1	4	4			--
Total Meetings				7		Total Project Manager Meetings (carries to Tab 3)	1

Carries to 8.18

Carries to Tab 3

Project Activity 9: Structures Summary and Miscellaneous Tasks and Drawings

Estimator:

5th Street Bridge 724039 Replacement

N/A

Representing	Print Name	Signature / Date
COJ		
STV Inc		

NOTE: Signature Block is optional, per District preference

Task No.	Task	Units	Design and Production Staffhours				Comments					
			No. of Units	Hours per Unit	No. of Sheets	Total						
General Drawings												
9.1	Key Sheet and Index of Drawings	Sheet	0		0	0						
9.2	Project Layout	Sheet	0		0	0						
9.3	General Notes and Bid Item Notes	Sheet	0		0	0						
9.4	Miscellaneous Common Details	Sheet	0		0	0						
9.5	Incorporate Report of Core Borings	Sheet	0		0	0						
9.6	Standard Plans- Bridges	LS	0		0	0						
9.7	Existing Bridge Plans	LS	0		0	0						
9.8	Assemble Plan Summary Boxes and Quantities	LS	0		0	0						
9.9	Cost Estimate	LS	0		0	0						
9.10	Technical Special Provisions and Modified Special Provisions	LS	0		0	0						
Structures - Summary and Miscellaneous Tasks and Drawings					0	0						
Task No.	Task	Total	Task 10	Task 11	Task 12	Task 13	Task 14	Task 15	Task 16	Task 17	Task 18	
10-16	Bridge 1	160	0	0	160	0	0	0	0			
10-16	Bridge 2	0										
10-16	Bridge 3	0										
10-16	Bridge 4	0										
10-16	Bridge 5	0										
10-16	Bridge 6	0										

Project Activity 9: Structures Summary and Miscellaneous Tasks and Drawings

10-16	Bridge 7	0									
10-16	Bridge 8	0									
10-16	Bridge 9	0									
10-16	Bridge 10	0									
17	Retaining Walls	0								0	
18	Miscellaneous Structures	0									0
Structures Technical Subtotal		160	0	0	160	0	0	0	0	0	0
Task No.	Task	Units	No. of Units	Hours per Unit	Total	Comments					
9.11	Field Reviews	LS	1	0	0						
9.12	Technical Meetings	LS	1	0	0						
9.13	Quality Assurance/Quality Control	LS	%	7%	11						
9.14	Independent Peer Review	LS	0	0	0						
9.15	Supervision	LS	%	5%	8						
Structures Nontechnical Subtotal					19						
9.16	Coordination	LS	1	13	13	Rdwy and JEA					
9. Structures - Summary and Miscellaneous Tasks and Drawings					32						

Technical Meetings	Units	No of Units	Hours/ Unit	Total Hours	Comments	PM Attendance at Meeting Required?	Number
BDR Coordination/Review	EA	0	0	0			0
90/100% Comment Review	EA	0	0	0			0
Aesthetics Coordination	EA	0	0	0			0
Regulatory Agency	EA	0	0	0			0
Local Governments (cities, counties)	EA	0	0	0			0
Utility Companies	EA	0	0	0			0
Other Meetings	EA	0	0	0			0
Subtotal Technical Meetings				0			0
Progress Meetings	EA	0	0	0	<i>PM attendance at Progress Meetings is manually entered on General Task 3</i>		--
Phase Review Meetings	EA	0	0	0	<i>Review and Respond to Comments</i>		--
Total Meetings				0	Total Project Manager Meetings (carries to Tab 3)		0

Project Activity 12: Structures- Short Span Concrete

Estimator:

5th Street Bridge 724039 Replacement

Bridge Identifier (Number or Name):

N/A

Representing	Print Name	Signature / Date
FDOT District		
Consultant Name		

NOTE: Signature Block is optional, per District preference

Task No.	Task	Units	No. of Units	Hours/ Unit	No. of Sheets	Total Hours	Comments
General Layout Design and Plans							
12.1	Overall Bridge Final Geometry	LS	0	0		0	
12.2	Expansion/Contraction Analysis	EA Unit	0	0		0	
12.3	General Plan and Elevation	Sheet	0	0	0	0	
12.4	Construction Staging	Sheet	0	0	0	0	
12.5	Approach Slab Plan and Details	Sheet	0	0	0	0	
12.6	Miscellaneous Details	Sheet	1	48	1	48	Develop utility hanger details on both sides of bridge for 2 water mains and 2 force mains, or supports at bent caps.
End Bent Design and Plans							
12.7	End Bent Geometry	EA End Bent	0	0		0	
12.8	End Bent Structural Design	EA Design	1	20		20	Check abutment pile capacity for adding utility loads.
12.9	End Bent Plan and Elevation	Sheet	1	16	1	16	Extend abutment caps to support utilities.
12.10	End Bent Details	Sheet	0	0	0	0	
Intermediate Bent Design and Plans							
12.11	Bent Geometry	EA Bent	0	0		0	
12.12	Bent Stability Analysis	EA Analysis	1	20		20	Update stability analysis for utility loads.
12.13	Bent Structural Design	EA Design	1	24		24	Check intermediate bent pile capacity for adding utility loads.
12.14	Bent Plan and Elevation	Sheet	1	16	1	16	Extend intermediate bent caps to support utilities.
12.15	Bent Details	Sheet	0	0	0	0	

Project Activity 12: Structures- Short Span Concrete

Task No.	Task	Units	No. of Units	Hours/ Unit	No. of Sheets	Total Hours	Comments
Miscellaneous Substructure Design and Plans							
12.16	Foundation Layout	Sheet	0	0	0	0	
Miscellaneous Superstructure Design and Plans							
12.17	Finish Grade Elevation Calculation	LS	1	0		0	
12.18	Finish Grade Elevations	Sheet	0	0	0	0	
Cast-in-Place Slab Bridges							
12.19	Bridge Deck Design	EA Unit	0	0		0	
12.20	Superstructure Plan	Sheet	0	0	0	0	
12.21	Superstructure Sections and Details	Sheet	0	0	0	0	
Prestressed Slab Unit Bridges							
12.22	Prestressed Slab Unit Design	EA Design	1	16		16	Check FSB capacity for adding utility loads, if not supported by bent caps.
12.23	Prestressed Slab Unit Layout	Sheet	0	0	0	0	
12.24	Prestressed Slab Unit Details and Schedule	Sheet	0	0	0	0	
12.25	Deck Topping Reinforcing Layout	Sheet	0	0	0	0	
12.26	Superstructure Sections and Details	Sheet	0	0	0	0	
Reinforcing Bar List							
12.27	Preparation of Reinforcing Bar List	Sheet	0	0	0	0	
Load Rating							
12.28	Load Ratings	EA Unit	0	0		0	
12. Structures - Short Span Concrete Bridge Total					3	160	



Mott MacDonald
10245 Centurion Parkway North
Suite 320
Jacksonville, Florida 32256
T 904.203.1090 www.mottmac.com/americas

AAC000035 EB0000155 LB00006783

May 4, 2021

J. Keith Jackson, P.E.
Engineering Director, Transportation & Infrastructure Florida
STV, Inc.
5200 Belfort Road, Suite 400
Jacksonville, FL 32256

via email: keith.jackson@stvinc.com

Subject: Professional Engineering Services – Scope and Fee
City of Jacksonville (COJ) Six Mile Creek Bridge Replacement
5th Street West
JEA Utility Relocations
COJ CDN: 6256.251
MM Project No. 502402368

Dear Mr. Jackson:

Mott MacDonald is pleased to submit this scope and fee to STV for the design, permitting, and bidding assistance services for JEA's utility relocations included in the City of Jacksonville's (COJ) Six Mile Creek Bridge Replacement project on 5th Street West. Mott MacDonald was selected for this project by STV, Inc. based on its professional relationship with your firm in performing JEA utility relocations and upgrades for FDOT District 2 and COJ projects as well as Mott MacDonald's knowledge of performing new, replacement and upgrade utility projects for JEA.

A summary of the JEA utility components to be addressed in the the project, based on the scope meeting held April 21st in your office with JEA and Mott MacDonald staff participating, is as follows:

1. The 10" VCP gravity sanitary sewer in the south road shoulder of 5th Street West will be intercepted with a new, doghouse manhole and diverted southward, away from the proposed bridge sheet pile retaining wall. The new gravity sewer will continue south, under the existing 24-inch RCP storm drain discharging to the creek and connect to the existing 18-inch VCP gravity sewer in the east bank of the creek with a doghouse manhole. The portion of the gravity sanitary sewer to be placed across the creek bottom will be of an approved FDEP pipe material, or concrete encased. Construction of this gravity sewer may require a temporary construction easement and permanent utility easement from Dupuy Silo Facility, LLC at 5550 5th Street West, Jacksonville (COJ Parcel No. 048878 0020) to be acquired by the COJ or JEA.
2. The concrete encased 18" VCP gravity sanitary sewer will be intercepted upstream of the existing east top of bank manhole with a new doghouse manhole, which will also serve as the receiving manhole for the new 10-inch sewer flowing from the

west. A new 18-inch gravity sewer will be installed northeasterly to a new manhole in the top of bank of the existing COJ drainage ditch flowing west in the 50-foot wide COJ drainage easement adjacent to the south right of way of 5th Street West. The portion of the gravity sanitary sewer to be placed across the ditch bottom will be of an approved FDEP pipe material, or concrete encased. The 18-inch gravity sewer will then go north, penetrating the new sheet pile wall for the bridge's south side and connect to the existing influent line to JEA's pump station on the north side of 5th Street West with a doghouse manhole. This new 18-inch gravity sewer and manhole construction may require temporary by-pass pumping and piping for its relocation.

3. Replacement of the 10-inch CIP water main on piles on the north side of the bridge with a new pipe cradle system on new piles on the north side of the bridge, using 10-inch restrained joint ductile iron pipe. The conduit on the existing water main pile supports will be located onto the new pile system if JEA confirms that the conduit is owned by JEA. A temporary construction easement may be required for the water main relocation on the west side of the creek from WPT Hernasco, LP of 5301 5th Street West, Jacksonville (COJ Parcel 048941 0015).
4. Installation of the 20-inch PVC force main to be stubbed on the east and west side of the creek by JEA Project 8004781 by placing it on a shared pipe support cradle system that will be supporting the new 10-inch water main described in Item 3 above. The exposed, aerial, portion of the 20-inch force main will be constructed with stainless steel flanged pipe and hardware, in accordance with current JEA Standards and Details.
5. Relocation of the 2-12-inch DIP force mains on piles on the south side of the bridge onto a new shared, pipe cradle system on new piles on the south side of the bridge. The exposed, aerial, portion of the dual 12-inch force mains will be constructed with stainless steel flanged pipe and hardware, in accordance with current JEA Standards and Details.
6. Coordination with JEA for the permanent relocation of force main and H₂O₂ force main injection lines at the JEA lift station on the northeast side of the COJ bridge project. This may also require the utilization of temporary by-pass pumping at the lift station during construction of various components of the COJ project.

The permanent relocation of the sanitary sewers, force mains, water main and H₂O₂ injection pipelines will also require close coordination with all project stakeholders to ensure it will not conflict with the construction of the new bridge and will be in locations accessible by JEA for future operation and maintenance.

The scope associated with each task and subtask is described below. The project execution, review of deliverables, and meetings will be conducted within STV's proposed timeframe of a TBD bid document deliverable.

SCOPE OF SERVICES

Task 1: Project Initiation, Kickoff Workshops, and Site Visits

Upon STV's issuance of a Notice to Proceed (NTP), Mott MacDonald will schedule a project kickoff workshop between key members of COJ/STV, JEA and Mott MacDonald's project team. The design kickoff workshop agenda will include a discussion on the project goals and

objectives, scope of the project, temporary by-pass and permanent pipeline relocation challenges, by-pass pumping, permitting approach, schedule, and communication protocols. A site visit along the COJ bridge construction site and pipeline routes is included as part of this task to assess site conditions and discuss issues onsite. Monthly project management of the project is also included as part of this Task.

Task 2: Conceptual Design Phase (30%)

Subtask 2.1- Conceptual Design Document (CDD) – A 30 percent conceptual design document will be developed and include a summary of the proposed pipeline routes, and proposed installation methods. Mott MacDonald’s team will focus on the following:

- Summary of recommended temporary and permanent pipeline routes and by-pass piping and/or by-pass pumping requirements
- List of proposed JEA specifications
- Class 3 opinion of probable construction cost (OPCC)

Subtask 2.2– Technical Review and Project Workshops – Mott MacDonald’s technical experts will perform a quality assurance and quality control review of the CDD. The comments will be reviewed and incorporated into the next phase of the work. Mott MacDonald will provide an electronic copy of the document for COJ/STV and JEA’s review and comment. Mott MacDonald will allot two weeks for COJ/STV and JEA’s review. A project meeting will be held for the CDD to review the document and receive COJ/STV and JEA’s comments. Any changes will be documented and incorporated into the 60 percent design documents.

Task 3: Final Design (60, 90, 100 Percent)

Subtask 3.1 – 60 Percent Design Development – Upon approval of the CDD, Mott MacDonald will proceed immediately into the final design stage. Mott MacDonald will prepare design drawings, using STV furnished survey and base map plans in MicroStation format, and supplemental technical specifications for COJ/STV and JEA’s review. Plan and profile drawings will be prepared on a 1” = 20’ scale and per COJ/FDOT standards. Technical specifications for project specific or non-JEA Standards products or materials will be developed. Mott MacDonald will provide an electronic copy for COJ/STV and JEA’s review and comment. Mott MacDonald will allot two weeks for COJ/STV and JEA’s review prior to a review meeting. Mott MacDonald’s technical experts will provide a QA/ QC and constructability review of the drawings and specifications for technical accuracy. Mott MacDonald will provide a Class 2 OPCC estimate comparing the 30 percent estimate to the 60 percent estimate.

Subtask 3.2 – 90 Percent Design Development – Mott MacDonald will provide an electronic review set of drawings and specifications at the 90 percent stage. A review meeting for the project to discuss COJ/STV and JEA’s comments will be held. Mott MacDonald will allot two weeks for COJ/STV and JEA’s review. Mott MacDonald’s technical experts will provide a QA/ QC review of the drawings and specifications for technical accuracy. This is the final review performed by Mott MacDonald’s technical experts. The 90 percent stage will also include a Class 1 OPCC estimate.

Subtask 3.3 – 100 Percent (Bid Set) Design Development – Upon approval of the 90 percent drawings, Mott MacDonald will finalize any outstanding items and prepare the bid sets. Mott

MacDonald will assist in review of COJ and JEA's up-front Special Conditions and provide recommendations on the bid form. It is expected that the bid form will be unit prices for Items of Work for the pipelines. Mott MacDonald will provide electronic copies of the final bid set drawings and specifications to COJ/STV and JEA including the electronic drawings in PDF and MicroStation formats.

Mott MacDonald will provide the following deliverables:

- Class 1 OPCC estimate comparing the 90 percent estimate to the 100 percent estimate
- Final engineering drawings
- Final written specifications
- Final QA/QC performed

Task 4: Permitting Assistance

Mott MacDonald will prepare the necessary permit applications, exhibits, drawings, and specifications and submit the FDEP "Notice of Intent to Use the General Permit for Construction of Water Main Extensions for PWSs" and "Notification/Application for Constructing A Domestic Wastewater Collection/Transmission System" Permits. Mott MacDonald will assist COJ/STV with the JEA pipelines permanent relocation associated with the bridge demolition and replacement permitting with the FDEP-NE District, USACE-Jacksonville District, and St. Johns River Water Management District. The permit sets will be provided to COJ/STV for the regulatory agency applications at approximately the 90 percent design phase. Mott MacDonald has included time to respond to one Request for Additional Information (RAI) from each agency as well as one pre-application meeting with each agency.

Mott MacDonald will require a copy of COJ and JEA's state Sovereign Submerged Lands Public Easement Lease for the existing water main, force mains and gravity sewer crossings of the Six Mile Creek. If the JEA pipelines are not within an existing, active, state Sovereign Submerged Lands Public Easement Lease, or the alignment of the proposed replacement JEA pipeline crossings of the creek cannot utilize a current Lease area, Mott MacDonald will assist COJ/STV and/or JEA with either the renewal, or application for a new Lease as an addition to the Proposal scope. This will require an application package to the FDEP for the Sovereign Submerged Lands Public Easement Lease (F.A.C. Rule 18-21), which will include a legal survey and description of the Lease area, by others, along with supporting application documentation.

COJ/STV and/or JEA will be responsible for any application and processing fees.

PROJECT SCHEDULE

Mott MacDonald shall provide the services as outlined in Tasks 1 through 4 immediately upon proposal acceptance and a Notice to Proceed. Mott MacDonald will address comments as appropriate and provide FDOT/STV and JEA the final, 100% bid, design documents within five (5) days of the scheduled STV, JEA and Mott MacDonald 100% document review and comment meeting. Documents for the bid package will be delivered to FDOT/STV by the TBD project schedule as defined or modified.

The proposed schedule for each task will be coordinated with STV to meet the TBD bid document submission to COJ. At this time, the project 90 percent design documents are to be completed by TBD and 100 percent design documents completed by the TBD date.

Task 1: Project Initiation, Kickoff Workshop
Task 2: Conceptual Design Phase (30 Percent)
Task 3: Final Design (60, 90, 100 Percent)
Task 4: Permitting Assistance
Task 5: Bidding Assistance

FEES

Tasks 1 through 4 will be billed to STV monthly, based on actual percentage of work completed each month. The total value of the contract lump sum proposal for Mott MacDonald's services is **\$112,035.00**.

A breakdown of the fees associated with each Task is provided in **Exhibit A**.

COJ/STV and/or JEA will be responsible for any application and processing fees.

STV and JEA RESPONSIBILITIES

COJ/STV and JEA shall provide timely meeting schedules for review of all documents and drawings. COJ/STV and JEA shall also provide all necessary documentation on existing facilities, as-builts, and system data for any required pipeline shuts, tie-ins, or draining. COJ/STV or JEA shall provide all permitting fees.

STV SERVICES AND DATA PREPARATION

1. Geotechnical Investigations and Dewatering Recommendations
2. JEA Utility Relocation Survey and Utility SUE- Provided by STV with Mott MacDonald input
3. MOT/TTC Plan Preparation
4. Environmental Assessment and Permitting of 5th Street West and COJ Drainage Easement Corridor
5. Project Plan, Profile, Section and Required COJ Details in FDOT MicroStation format
6. Provide structural engineering design of the north and south side of the bridge pile systems to accommodate the proposed JEA utility pipeline relocations.

Mott MacDonald looks forward to working with STV on this very important project for COJ and JEA. Upon approval of this scope and fee, and issuance of the Task Order, Mott MacDonald will begin working immediately. Should you have any questions or need any additional information please contact me at 904-512-0383.

Very truly yours,

Mott MacDonald Florida, LLC

Bruce A. Neu, PE
Senior Associate

Attachments

cc: Leslie, S. Samel, PE, Mott MacDonald
File



EXHIBIT A
Professional Engineering Services -- Scope and Fee (JEA Rates)
City of Jacksonville Six Mile Creek Bridge Replacement
5th Street West
JEA Utility Relocations
COJ CDN: 6256.251
MM Project 502100250-002

Task	Senior Project Engineer		Project Engineer		Engineering Intern		Secretary/Clerical		QA/QA-Senior Project Engineer		Task
	Hours	Rate	Hours	Rate	Hours	Rate	Hours	Rate	Hours	Rate	Subtotal
Task 1. Project Meeting											
Design Kick-off Meeting with STV	2	\$195.00	2	\$140.00	2	\$100.00	1	\$70.00		\$195.00	\$940
Design Kick-off Meeting with JEA	6	\$195.00	4	\$140.00	2	\$100.00	1	\$70.00		\$195.00	\$2,000
30% Design Review Meeting with STV	2	\$195.00	2	\$140.00	2	\$100.00	1	\$70.00		\$195.00	\$940
30% Design Review Meeting with JEA	6	\$195.00	4	\$140.00	2	\$100.00	1	\$70.00		\$195.00	\$2,000
90% Design Review Meeting with STV	2	\$195.00	2	\$140.00	2	\$100.00	1	\$70.00		\$195.00	\$940
90% Design Review Meeting with JEA	6	\$195.00	4	\$140.00	2	\$100.00	1	\$70.00		\$195.00	\$2,000
100% Design Review Meeting with STV	2	\$195.00	2	\$140.00	2	\$100.00	1	\$70.00		\$195.00	\$940
100% Design Review Meeting with JEA	6	\$195.00	4	\$140.00	2	\$100.00	1	\$70.00		\$195.00	\$2,000
Pre-Design Site Visit	4	\$195.00	4	\$140.00	6	\$100.00		\$70.00		\$195.00	\$1,940
Project Management	12	\$195.00		\$140.00		\$100.00		\$70.00		\$195.00	\$2,340
Subtotal:	48		28		22		8		0		\$16,040
Task 2. 30% Design	40	\$195.00	20	\$140.00	40	\$100.00	8	\$70.00	4	\$195.00	\$15,940
Task 3. Final Design (60, 90, & 100 Percent)											
3.1 60 Percent	80	\$195.00	40	\$140.00	80	\$100.00	12	\$70.00	12	\$195.00	\$32,380
3.2 90 Percent	48	\$195.00	32	\$140.00	60	\$100.00	8	\$70.00	8	\$195.00	\$21,960
3.3 100 Percent (Bid Set)	24	\$195.00	16	\$140.00	24	\$100.00	4	\$70.00	8	\$195.00	\$11,160
Subtotal:	152		88		164		24		28		\$65,500
Task 4. Permitting and Easement Assistance & Mtgs.											
4.1 FDEP DW General Permit	4	\$195.00		\$140.00	2	\$100.00	2	\$70.00	0.5	\$195.00	\$1,218
4.2 COJ/FDEP Domestic Wastewater	4	\$195.00		\$140.00	8	\$100.00	2	\$70.00	0.5	\$195.00	\$1,818
4.3 FDEP-ERP	8	\$195.00	12	\$140.00	4	\$100.00	1	\$70.00	0.5	\$195.00	\$3,808
4.4 USACE	6	\$195.00		\$140.00	2	\$100.00	1	\$70.00	0.5	\$195.00	\$1,538
4.5 TCE, Utility and SLERP Easement Coordinations	8	\$195.00	4	\$140.00	2	\$100.00	1	\$70.00	3	\$195.00	\$2,975
Subtotal:	30		16		18		7		5		\$11,355
Total:	270		152		244		47		37		\$108,835
Expenses:											\$3,200
Lump Sum Total Fee:											\$112,035

Search...



JEA

Map Tools

Electric Tools


Water Tools

Sewer Tools

Premise Tools

Planning Tools

Advanced Search Tools



WPT Hernasco, LP
COJ Parcel 048941 0015

New 10" DIP WM and
20" SS FM on Piles

Existing JEA Pump Station

New Doghouse MH

New Doghouse MH

New Twin 12" SS
FMs on Piles


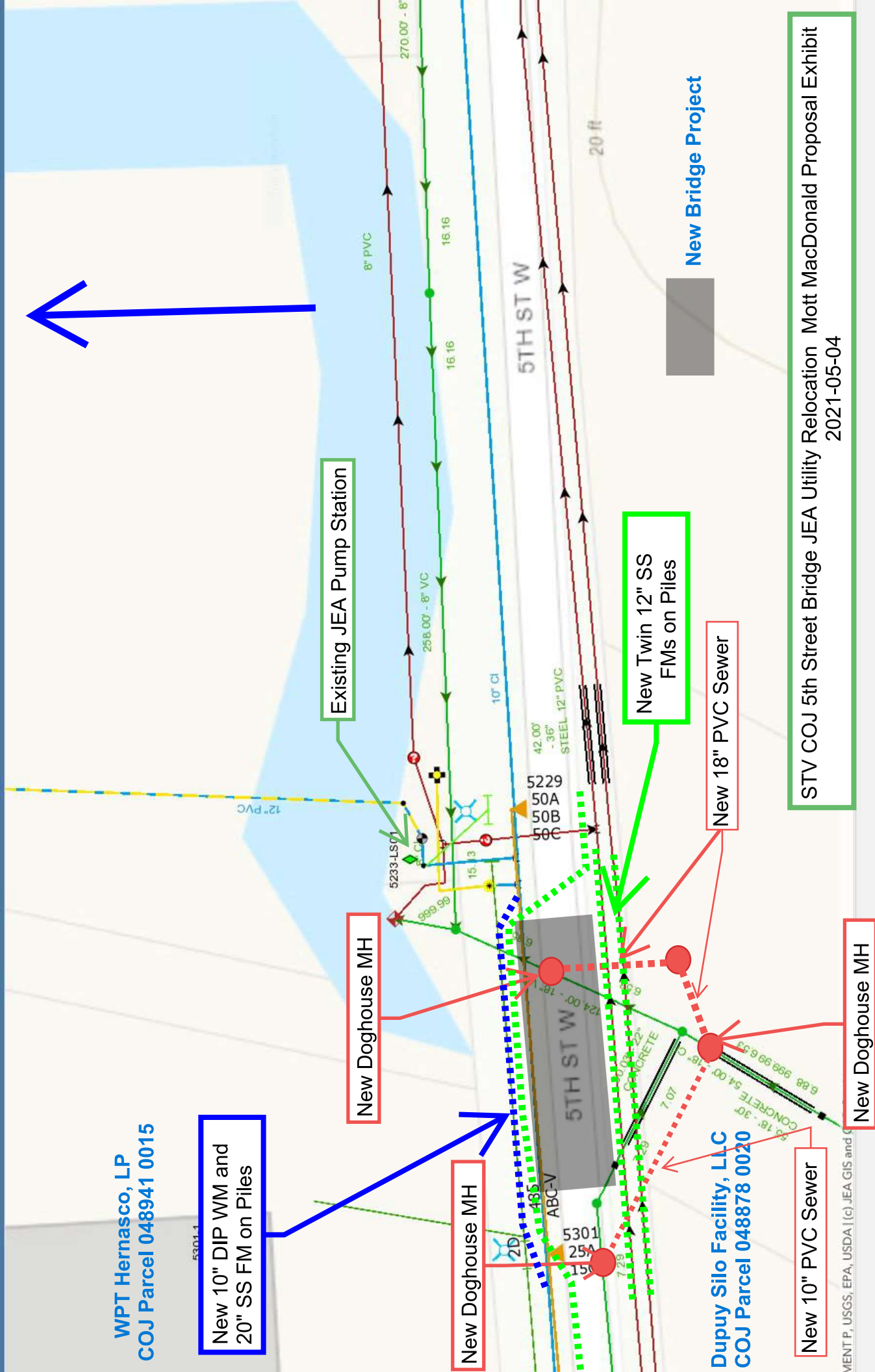
New 18" PVC Sewer

New 10" PVC Sewer

New Doghouse MH

New Bridge Project

STV COJ 5th Street Bridge JEA Utility Relocation Mott MacDonald Proposal Exhibit
2021-05-04



**CONTRACT FEE SUMMARY FOR ENGINEERING DIVISION
CITY OF JACKSONVILLE, FLORIDA**

PART I - GENERAL				
1. Project COJ_JEA JPA 5th Street Bridge Replacement-JEA Utilities - DRMP SHE - Survey & SUE			2. Proposal Number	
3. Name of Consultant DRMP, Inc.			4. Date of Proposal 5/7/21.	
PART II - LABOR RELATED COSTS				
5. Direct Labor	Hourly Rate	Estimated Hours	Estimated Cost	TOTAL
Senior (PSM)	\$72.00	15	\$1,080.00	
Project (PSM)	\$56.36	59	\$3,325.24	
Survey Tech	\$36.36	82	\$2,981.52	
Secretary/Clerical	\$22.54	8	\$180.32	
3-man Survey Crew	\$56.63	105	\$5,959.77	
2-Man Designate SUE Crew	\$50.91	0	\$0.00	
3-Man Vacuum SUE Crew	\$74.55	150	\$11,151.93	
TOTAL DIRECT LABOR		419	Hours	\$24,678.78
6. Overhead (Combined Fringe Benefit & Administrative)				
				150%
				37018.17057
7. SUBTOTAL: Labor + Overhead (Items 5 & 6)				\$61,696.95
8. PROFIT: Labor Related Costs (Item 7)				x 10%
				\$6,169.70
PART III - OTHER COSTS				
9. Miscellaneous Direct Costs			\$	
			\$	
			\$	
			\$	
MISCELLANEOUS DIRECT COSTS SUB-TOTAL				\$0.00
10. SUBCONTRACTS (Lump Sum)			\$	
			\$	
SUB-CONTRACT SUB-TOTAL				\$0.00
TOTAL LUMP SUM AMOUNT (Items 5, 6, 8, 9 and 10)				\$67,866.65
11. REIMBURSABLE COSTS (Limiting Amount)			\$	0.00
			\$	0.00
			\$	0.00
			\$	0.00
SUB-TOTAL REIMBURSABLES				\$0.00
PART IV - SUMMARY				
TOTAL AMOUNT OF CONTRACT (Lump Sum Plus Reimbursables) (Items 5, 6, 8, 9, 10 and 11)				\$67,866.65

ESTIMATE OF WORK EFFORT AND COST - SUBCONSULTANT

Name of Project: COJ_JEA JPA 5th Street Bridge Replacement-JEA Utilities - DRMP SHE - Survey & SUE
 County: Duval
 FPN: 0
 FAP No.: 1/0/1900

Consultant Name: DRMP, Inc
 Consultant No.: enter consultants proj. number
 Date: 5/7/2021
 Estimator: Bill Faust, PSM

Staff Classification	Total Staff Hours From 'SH Summary Firm'	Principal Manager	Project Manager	Technician	Clerical	Staff Classification 5	Staff Classification 6	Staff Classification 7	Staff Classification 8	Staff Classification 9	Staff Classification 10	Staff Classification 11	Staff Classification 12	SH By Activity	Salary Cost By Activity	Average Rate Per Task
3. Project General and Project Common Tasks	0	0	0	0	0	0	0	0	0	0	0	0	0	0	\$0	#DIV/0!
4. Roadway Analysis	0	0	0	0	0	0	0	0	0	0	0	0	0	0	\$0	#DIV/0!
5. Roadway Plans	0	0	0	0	0	0	0	0	0	0	0	0	0	0	\$0	#DIV/0!
6a. Drainage Analysis	0	0	0	0	0	0	0	0	0	0	0	0	0	0	\$0	#DIV/0!
6b. Drainage Plans	0	0	0	0	0	0	0	0	0	0	0	0	0	0	\$0	#DIV/0!
7. Utilities	0	0	0	0	0	0	0	0	0	0	0	0	0	0	\$0	#DIV/0!
8. Environmental Permits, and Env. Clearances	0	0	0	0	0	0	0	0	0	0	0	0	0	0	\$0	#DIV/0!
9. Structures - Misc. Tasks, Dwgs, Non-Tech.	0	0	0	0	0	0	0	0	0	0	0	0	0	0	\$0	#DIV/0!
10. Structures - Bridge Development Report	0	0	0	0	0	0	0	0	0	0	0	0	0	0	\$0	#DIV/0!
11. Structures - Temporary Bridge	0	0	0	0	0	0	0	0	0	0	0	0	0	0	\$0	#DIV/0!
12. Structures - Short Span Concrete Bridge	0	0	0	0	0	0	0	0	0	0	0	0	0	0	\$0	#DIV/0!
13. Structures - Medium Span Concrete Bridge	0	0	0	0	0	0	0	0	0	0	0	0	0	0	\$0	#DIV/0!
14. Structures - Structural Steel Bridge	0	0	0	0	0	0	0	0	0	0	0	0	0	0	\$0	#DIV/0!
15. Structures - Segmental Concrete Bridge	0	0	0	0	0	0	0	0	0	0	0	0	0	0	\$0	#DIV/0!
16. Structures - Movable Span	0	0	0	0	0	0	0	0	0	0	0	0	0	0	\$0	#DIV/0!
17. Structures - Retaining Walls	0	0	0	0	0	0	0	0	0	0	0	0	0	0	\$0	#DIV/0!
18. Structures - Miscellaneous	0	0	0	0	0	0	0	0	0	0	0	0	0	0	\$0	#DIV/0!
19. Signing & Pavement Marking Analysis	0	0	0	0	0	0	0	0	0	0	0	0	0	0	\$0	#DIV/0!
20. Signing & Pavement Marking Plans	0	0	0	0	0	0	0	0	0	0	0	0	0	0	\$0	#DIV/0!
21. Signalization Analysis	0	0	0	0	0	0	0	0	0	0	0	0	0	0	\$0	#DIV/0!
22. Signalization Plans	0	0	0	0	0	0	0	0	0	0	0	0	0	0	\$0	#DIV/0!
23. Lighting Analysis	0	0	0	0	0	0	0	0	0	0	0	0	0	0	\$0	#DIV/0!
24. Lighting Plans	0	0	0	0	0	0	0	0	0	0	0	0	0	0	\$0	#DIV/0!
25. Landscape Analysis	0	0	0	0	0	0	0	0	0	0	0	0	0	0	\$0	#DIV/0!
26. Landscape Plans	0	0	0	0	0	0	0	0	0	0	0	0	0	0	\$0	#DIV/0!
27. Survey (Field & Office Support)	125	13	44	63	6	0	0	0	0	0	0	0	0	126	\$0	\$0.00
28. Photogrammetry	0	0	0	0	0	0	0	0	0	0	0	0	0	0	\$0	#DIV/0!
29. Mapping	38	2	15	19	2	0	0	0	0	0	0	0	0	38	\$0	\$0.00
30. Terrestrial Mobile LIDAR	0	0	0	0	0	0	0	0	0	0	0	0	0	0	\$0	#DIV/0!
31. Architecture Development	0	0	0	0	0	0	0	0	0	0	0	0	0	0	\$0	#DIV/0!
32. Noise Barriers Impact Design Assessment	0	0	0	0	0	0	0	0	0	0	0	0	0	0	\$0	#DIV/0!
33. Intelligent Transportation Systems Analysis	0	0	0	0	0	0	0	0	0	0	0	0	0	0	\$0	#DIV/0!
34. Intelligent Transportation Systems Plans	0	0	0	0	0	0	0	0	0	0	0	0	0	0	\$0	#DIV/0!
35. Geotechnical	0	0	0	0	0	0	0	0	0	0	0	0	0	0	\$0	#DIV/0!
36. 3D Modeling	0	0	0	0	0	0	0	0	0	0	0	0	0	0	\$0	#DIV/0!
Total Staff Hours	163	15	59	82	8	0	0	0	0	0	0	0	0	164		
Total Staff Cost		\$0.00	\$0.00	\$0.00	\$0.00	\$0.00	\$0.00	\$0.00	\$0.00	\$0.00	\$0.00	\$0.00	\$0.00		\$0.00	\$0.00

Check = \$0.00

SALARY RELATED COSTS:				\$0.00
OVERHEAD:		0%		\$0.00
OPERATING MARGIN:		0%		\$0.00
FCCM (Facilities Capital Cost Money):		0.00%		\$0.00
EXPENSES:		0.00%		\$0.00
SUBTOTAL ESTIMATED FEE:				\$0.00
SUE	29	3-person crew days @	/ day	\$0.00
Geotechnical Field and Lab Testing				\$0.00
SUBTOTAL ESTIMATED FEE:				\$0.00
Optional Services				\$0.00
GRAND TOTAL ESTIMATED FEE:				\$0.00

Notes:

1. This sheet to be used by Subconsultant to calculate its fee.
2. Field Survey based on 3 peron crew 8 hour day.

27. Survey

Estimator: Bill Faust, PSM

COJ_JEA JPA 5th Street Bridge Replacement-JEA Utilities - DRMP SHE - Survey & SUE

0

Representing	Print Name	Signature / Date
COJ		
DRMP, Inc.	Bill Faust, III	

NOTE: Signature Block is optional, per District preference

Task No.	Task	Units	No of Units	Field Crew Days/Unit	Crew Days	Field Support Hours / Crew Days	Field Support Hours	Office Support Hours / Crew Days	Office Support Hours	Comments
27.1	Horizontal Project Control (HPC)									
	2-Lane Roadway	Mile	1.00	0.25	0.25	1.00	0.25	3.00	0.75	Recover existing horizontal control throughout the project limits Establish additional horizontal control as needed Continue project on horizontal datum NAD83/2011
	Multi-lane Roadway	Mile			0.00		0.00		0.00	
	Interstate	Mile			0.00		0.00		0.00	
27.2	Vertical PC / Bench Line									
	2-Lane Roadway	Mile	1.00	0.25	0.25	1.00	0.25	3.00	0.75	Recover existing vertical control throughout the project limits Establish additional vertical control as needed Continue project on vertical datum NAVD 88
	Multi-lane Roadway	Mile			0.00		0.00		0.00	
	Interstate	Mile			0.00		0.00		0.00	
27.3	Alignment and Existing R/W Lines									
		Mile	1.00	0.25	0.25	1.00	0.25	3.00	0.75	Extend existing alignment and right of way lines to revised project limits.
27.4	Aerial Targets			Units/Day						
	2-Lane Roadway	EA			0.00		0.00		0.00	
	Multi-lane Roadway	EA			0.00		0.00		0.00	
	Interstate	EA			0.00		0.00		0.00	
27.5	Reference Points	"A"		Units/Day						
	2-Lane Roadway	EA	1.00	4.00	0.25	1.00	0.25	3.00	0.75	Reference extended alignment within revised project limits.
	Multi-lane Roadway	EA			0.00		0.00		0.00	
	Interstate	EA			0.00		0.00		0.00	
	Reference Points	"B"		Units/Day						
	Non Alignment Points/Approximate	EA			0.00		0.00		0.00	

27. Survey

Task No.	Task	Units	No of Units	Field Crew Days/Unit	Crew Days	Field Support Hours / Crew Days	Field Support Hours	Office Support Hours / Crew Days	Office Support Hours	Comments
27.6	Topography/DTM (3D)	Mile	1.00	1.50	1.50	1.00	1.50	3.00	4.50	Provide updated topographic survey for revised project limits. Begin at westerly limits of previous survey and extend to centerline of Lewis Industrial Drive (approx. 650 feet). Survey extends from R/W to R/W DRMP to update previous topo.
27.7	Planimetric (2D)	Mile			0.00		0.00		0.00	
27.8	Roadway Cross-Sections/Profiles	Mile			0.00		0.00		0.00	
27.9	Side Street Surveys	Mile			0.00		0.00		0.00	
D	Underground Utilities									
	Designates	Mile/Site	1.00	1.00	1.00	1.00	1.00	4.00	4.00	Layout locates, call dig tickets, coordinate with utility companies, JEA and engineers. 1 day budgeted. Provide VVH's (locates) at identified locations by the EOR. Estimate based on 68 locates. 14 days budgeted.
	Locates	Point	60	0.20833	12.50	1.00	12.50	4.00	50.00	
	Survey		20%	13.50	2.70	1.00	2.70	4.00	10.80	
27.11	Outfall Survey	Mile			0.00		0.00		0.00	
27.12	Drainage Survey	EA		Units/Day	0.00		0.00		0.00	
27.13	Bridge Survey	EA			0.00		0.00		0.00	
27.14	Channel Survey	EA			0.00		0.00		0.00	
27.15	Pond Site Survey	EA			0.00		0.00		0.00	
27.16	Mitigation Survey	Mile			0.00		0.00		0.00	
27.17	Jurisdiction Line Survey	Mile	1.00	0.25	0.25	1.00	0.25	3.00	0.75	Locate additional wetlands as flagged by others
27.18	Geotechnical Support	EA	5.00	20.00	0.25	1.00	0.25	3.00	0.75	Locate additional geotech borings by others. Assuming 5 borings for this estimate.

27. Survey

Task No.	Task	Units	No of Units	Field Crew Days/Unit	Crew Days	Field Support Hours / Crew Days	Field Support Hours	Office Support Hours / Crew Days	Office Support Hours	Comments
27.19	Sectional / Grant Survey									
		Corner			0.00		0.00		0.00	
		Mile			0.00		0.00		0.00	
27.20	Subdivision Location									
		Block			0.00		0.00		0.00	
27.21	Maintained R/W									
		Mile			0.00		0.00		0.00	
27.22	Boundary Survey									
		EA			0.00		0.00		0.00	
27.23	Water Boundary Survey									Locate water Boundary for Ordinary High Water along 6 mile creek at 5th St. Bridge for TITF Sketch.
		EA	1.00	0.75	0.75	1.25	0.94	4.00	3.00	
27.24	R/W Staking / R/W Line									
		EA			0.00		0.00		0.00	
		Mile			0.00		0.00		0.00	
27.25	R/W Monumentation									
		Point			0.00		0.00		0.00	
27.26	Line Cutting									
		Mile			0.00					
27.27	Work Zone Safety									standard mot, signs. Does not include lane closures, which may be required for digging operations around the bridge. (see 27.30 for lane closure estimate)
			0.125	19.95	2.49					
27.28	Vegetation Survey									
		LS							0	
27.29	Tree Survey									
		LS							0	
27.30	Miscellaneous Surveys									assuming lane closures needed for 50 percent of the VVHs (5 days) includes 2 hours per day for coordination and equipment rental pick-up
			1.00	6.25	6.25	1.00	6.25	1.00	6.25	
Survey Subtotal				Crew Days	29	Field Support Hours	26	Office Support Hours	83	

27. Survey

Task No.	Task	Units	No of Units	Field Crew Days/Unit	Crew Days	Field Support Hours / Crew Days	Field Support Hours	Office Support Hours / Crew Days	Office Support Hours	Comments
27.31	Supplemental Surveys									THE % FOR SUPPLEMENTAL WILL BE DETERMINED AT NEGOTIATIONS. THIS ITEM CAN ONLY BE USED IF AUTHORIZED IN WRITING BY THE DISTRICT SURVEYOR
				29	0		0		0	
27.32	Document Research	Units							0	
27.33	Field Reviews	Units							0	
27.34	Technical Meetings	LS							4	
			4.00							
27.35	Quality Assurance / Quality Control	LS						5%	4	
27.36	Supervision	LS						5%	6	
27.37	Coordination	LS						3%	2	
27. Survey Total				Crew Days	29	Field Support Hours	26	Office Support Hours	99	

SPLS =
 PLS =
 Office Support =
 Total Hours = 125

Technical Meetings	Units	No of Units	Hours/ Unit	Total Hours	PM Attendance at Meeting Required?	Number	Comments
Kickoff Meeting with FDOT	EA	0	0	0		0	
Baseline Approval Review	EA	0	0	0		0	
Network Control Review	EA	0	0	0		0	
Vertical Control Review	EA	0	0	0		0	
Local Governments (cities, counties)	EA	0	0	0		0	
Final Submittal Review	EA	0	0	0		0	
Other Meetings	EA	2	2	4		0	
Subtotal Technical Meetings				4	Subtotal PM Meetings	0	
Progress Meetings (if required by FDOT)	EA	0	0	0	**	--	
Phase Review Meetings	EA	0	0	0	**	--	
Total Meetings				4	Total PM Mtgs (carries to Tab 3)	0	

Carries to 27.32

Carries to Tab 3

** Project Manager attendance at progress, phase and field review meetings are manually entered on General Task 3

29. Mapping

Estimator:

COJ_JEA JPA 5th Street Bridge Replacement-JEA Utilities - DRMP SHE - Survey & SUE

0

Representing	Print Name	Signature / Date
FDOT District		
Consultant Name		

NOTE: Signature Block is optional, per District preference

Task No.	Task	Units	No. of Units	Hours/ Unit	No. of Sheets	Total Hours	Comments
	Master CADD File						
29.1	Alignment	Mile	0	0		0	
29.2	Section and 1/4 Section Lines	Section	0	0		0	
29.3	Subdivisions / Property Lines	EA	0	0		0	
29.4	Existing R/W	Mile	0	0		0	
29.5	Topography	Mile	1	2		2	Draft Topographic features to be included with TIITF Sketch and Ordinary High Water Boundary Map
29.6	Parent Tract Properties/Existing Easements	Parcel	0	0		0	
29.7	Proposed R/W Requirements	Parcel	0	0		0	
29.8	Limits of Construction	Mile	0	0		0	
29.9	Jurisdictional/Agency Lines	Linear Mile	0	0		0	
	Sheet Files						
29.10	Control Survey Cover Sheet	Sheet	0	0		0	
29.11	Control Survey Key Sheet	Sheet	0	0		0	
29.12	Control Survey Detail Sheet	Sheet	0	0		0	
29.13	R/W Map Cover Sheet	Sheet	0	0		0	
29.14	R/W Map Key Sheet	Sheet	0	0		0	
29.15	R/W Map Detail Sheet	Sheet	0	0		0	
29.16	Maintenance Map Cover Sheet	Sheet	0	0		0	
29.17	Maintenance Map Key Sheet	Sheet	0	0		0	
29.18	Maintenance Map Detail Sheet	Sheet	0	0		0	
29.19	Reference Point Sheet	Sheet	0	0		0	
29.20	Project Control Sheet	Sheet	0	0		0	
29.21	Table of Ownerships Sheet	Sheet	0	0		0	

29. Mapping

Task No.	Task	Units	No. of Units	Hours/ Unit	No. of Sheets	Total Hours	Comments
Miscellaneous							
29.22	Parcel Sketches	Parcel	1	10		10	Easement Sketch of Description for Temporary Construction(Approximately 3 sheets, Cover, Detail. & Legal Description)
29.23	TIITF Sketches	Parcel	1	10		10	Prepare Sketch of Description for TIITF at 5th St. Bridge(Approximately 3 sheets, Cover, Detail, and Legal Description)
29.24	Other Specific Purpose Survey Map	EA	1	12		12	Ordinary High Water Boundary Survey prior to submittal of TIITF Sketch of Description
29.25	Boundary Survey(s) Map	EA	0	0		0	
29.26	R/W Monumentation Map	Sheet	0	0		0	
29.27	Title Search Map	LS	1	0		0	
29.28	Title Search Report	LS	1	0		0	
29.29	Legal Descriptions	Parcel	0	0		0	
29.30	Final Maps/Plans Comparison	Sheet	0	0		0	
Mapping Technical Subtotal					0	34	
29.31	Field Reviews	EA	1	0		0	
29.32	Technical Meetings	LS	1	0		0	
29.33	Quality Assurance/Quality Control	EA	%	5%		2	
29.34	Supervision	EA	%	2%		1	
Mapping Nontechnical Subtotal						3	
29.35	Coordination	LS	%	2%		1	
29.36	Supplemental Mapping	LA	%	0%		0	
29. Mapping Total					0	38	

Technical Meetings	Units	No of Units	Hours/ Unit	Total Hours	PM Attendance at Meeting Required?	Comments	Number of Required PM Meetings?
Kickoff meeting	EA	0	0	0			0
Control map review	EA	0	0	0			0
45/60/90/final map review	EA	0	0	0			0
Other meetings	EA	0	0	0			0
Subtotal Technical Meetings				0		Subtotal Project Manager Meetings	0
Progress Meetings (if required by FDOT)	EA	0	0	0		<i>PM attendance at Progress Meetings is manually entered on General Task 3</i>	--
Phase Review Meetings	EA	0	0	0		<i>PM attendance at Phase Review Meetings is manually entered on General Task 3</i>	--
Total Meetings				0		Total Project Manager Meetings (carries to Tab 3)	0

Carries to 29.32

Carries to Tab 3

CONSTRUCTION COST ESTIMATE

Project: 5th St over Six Mile Creek Bridge Replacement
 CIP Cat: Water Distribution/Sewer Collection
 File Name: WS21051 5th St over Six Mile Creek Bridge Replacement - Attached to Bridge
 Cost Index: 11749.75 for March 2021
 CP No: 100-40



Project Mgr: Maria Betancur
 Estimator: M Spurlock

Estimate No: WS21051
 Rev. No: 0
 Date: 3/24/2021

PLANNING

CLASS 5

DIRECT CONSTRUCTION COSTS

<u>Contractor Cost</u>		<u>Material</u>	<u>Labor</u>	<u>Equipment</u>	<u>Other/Sub-Cont.</u>	<u>TOTAL</u>
Total From Estimate Details - 5th St Bridge - Bridge Attachment Crossing Option		\$2,101	\$895	\$258	\$1,841,064	\$1,844,318
Escalation	5.0%	\$105	\$45	\$13	\$92,053	\$92,216
Subtotal Contractor Cost		\$2,206	\$940	\$271	\$1,933,118	\$1,936,534
Contingency (Contractors Risk)	20%	\$441	\$188	\$54	\$386,624	\$387,307
Contingency (Contract SWA)	0%	\$0	\$0	\$0	\$0	\$0
Total Contractor Costs		\$2,647	\$1,127	\$325	\$2,319,741	\$2,323,840

Additional Direct Costs

	<u>Material</u>	<u>Labor</u>	<u>Equipment</u>	<u>Other/Sub-Cont.</u>	<u>TOTAL</u>
JEA Supplied Material and Labor	\$0	\$0	\$0	\$0	\$0
JEA Other Contract Costs	\$0	\$0	\$0	\$0	\$0
Subtotal: Additional Direct Costs	\$0	\$0	\$0	\$0	\$0
Total Direct Costs	\$2,647	\$1,127	\$325	\$2,319,741	\$2,323,840

JEA Cost & Engineering

		<u>Labor</u>	<u>Contract</u>	<u>TOTAL</u>
Project Management	3.0%	\$69,715	\$0	\$69,715
Engineering (All Services By Design Firm)	9.3%	\$0	\$216,500	\$216,500
Services During Construction (JEA, Randstad, CEI)	5.0%	\$0	\$116,192	\$116,192
Project Support	3.0%	\$69,715	\$0	\$69,715
Real Estate	3.0%	\$0	\$69,715	\$69,715
Total JEA Cost and Engineering		\$139,430	\$402,407	\$541,838

Total Project Costs **\$2,865,678**

Relocation of 300Lf of 2" H2O2 Dosing lines, 150Lf of 8" FM, 170Lf of 18" PVC gravity sewer; 300Lf of 12" WM & 300Lf of dual 12" FM via bridge attachment

CLASS 5 Accuracy Range -50% to +100%



Formal Bid and Award System

Award #4 August 5, 2021

Type of Award Request: INVITATION FOR BID (IFB)
Request #: 127
Requestor Name: Hurford, John
Requestor Phone: (904) 665-7314
Solicitation Title: Cedar Bay Water Reclamation Facility Backup Power System
Project Number: 8007143
Project Location: JEA
Funds: Capital
Budget Estimate: \$2,890,935.00

Scope of Work:

JEA is soliciting Bids from contractors (hereinafter referred to as “Company”) for construction services for a Backup Power System at Cedar Bay Water Reclamation Facility (WRF) located at 1840 Cedar Bay Road, Jacksonville, FL 32218. The completed Work will provide JEA with a new backup power system for the Headworks and the UV system.

JEA IFB/RFP/State/City/GSA#: 1410326449
Purchasing Agent: Selders, Elaine
Is this a Ratification?: NO

RECOMMENDED AWARDEE(S):

Name	Contact Name	Email	Address	Phone	Amount
SAWCROSS, INC.	Mark Hickinbotham	markh@sawcross.com	10970 New Berlin Rd, Jacksonville, FL 32226	(904) 751-7500	\$3,074,000.00

Amount for entire term of Contract/PO: \$3,074,000.00
Award Amount for remainder of this FY: \$25,000.00
Length of Contract/PO Term: Project Completion
Begin Date: 08/16/2021
End Date: Project Completion (Expected: September 30, 2022)
JSEB Requirement: Ten Percent (10%) Requirement

Comments on JSEB Requirements:

J.B. Materials, Inc. (Mechanical & Equipment) – 12%

BIDDERS:

Name	Amount
SAWCROSS, INC.	\$3,074,000.00
WILLIAMS INDUSTRIAL SERVICES, LLC	\$3,168,000.00
PETTICOAT-SCHMITT CIVIL CONTRACTORS, INC.	\$3,481,000.00
W.W. GAY MECHANICAL CONTRACTOR INC.	\$4,121,677.00

Background/Recommendations:

Advertised on 04/29/2021. Ten (10) prime contractors attended the mandatory pre-bid meeting held on 05/19/2021. At Bid opening on 06/15/2021, JEA received two (2) Bids. The decision was made to extend the bid due date because of Bidder concerns regarding the technical specifications and to increase competition. At the second Bid opening on July 27, 2021, JEA received four (4) Bids. Sawcross, Inc. is the lowest responsive and responsible Bidder. A copy of the Bid Form is attached as backup.

The award amount of \$3,074,000.00 is approximately 6% higher than the original budget estimate for construction costs which is attributed to material price increases. The bid was reviewed by JEA and deemed reasonable.

1410326449 – Request approval to award a contract to Sawcross, Inc. for construction services for the Cedar Bay Water Reclamation Facility Backup Power System in the amount of \$3,074,000.00, subject to the availability of lawfully appropriated funds.

Manager: Dvoroznak, Michael T. - Mgr W/WW Reuse Treatment Maint Planning & Eng


Director: Wagoner, Bryan L. - Dir Water Operations & Treatment Support Services

VP: Vu, Hai X - VP Water Wastewater Systems

APPROVALS:

 August 5, 2021

Chairman, Awards Committee **Date**

 8/5/21

Budget Representative **Date**

Appendix B - Bid Form
 1410326449 Cedar Bay Water Reclamation Facility Backup Power System
 Submit the Bid electronically as described in section 1.1.3 of the Solicitation.

Company Name: Sawcross, Inc.

Company's Address: 10970 New Berlin Road, Jacksonville, FL 32226

License Number: CGC036203

Phone Number: (904) 751-7500 FAX No: (904) 751-0600 Email Address: markh@sawcross.com

BID SECURITY REQUIREMENTS

- None required
 Certified Check or Bond (Five Percent (5%))

TERM OF CONTRACT

- One Time Purchase
 Annual Requirements
 Other, Specify - Project Completion

SAMPLE REQUIREMENTS

- None required
 Samples required prior to Bid Opening
 Samples may be required subsequent to Bid Opening

SECTION 255.05, FLORIDA STATUTES CONTRACT BOND

- None required
 Bond required 100% of Bid Award

QUANTITIES

- Quantities indicated are exacting
 Quantities indicated reflect the approximate quantities to be purchased Throughout the Contract period and are subject to fluctuation in accordance with actual requirements.

INSURANCE REQUIREMENTS

Insurance required

PAYMENT DISCOUNTS

- 1% 20, net 30
 2% 10, net 30
 Other _____
 None Offered

ENTER YOUR BID FOR SOLICITATION 1410326449	TOTAL BID PRICE
Total Bid Price for the Project	\$ 3,074,000
Supplemental Work Allowance (SWA)	\$190,000.00
Total Bid Price for the Project Including the SWA	\$ 3,264,000

I have read and understood the Sunshine Law/Public Records clauses contained within this solicitation. I understand that in the absence of a redacted copy my proposal will be disclosed to the public "as-is".

BIDDER CERTIFICATION

By submitting this Bid, the Bidder certifies that it has read and reviewed all of the documents pertaining to this Solicitation, that the person signing below is an authorized representative of the Bidding Company, that the Company is legally authorized to do business in the State of Florida, and that the Company maintains in active status an appropriate contractor's license for the work (if applicable). The Bidder also certifies that it complies with all sections (including but not limited to Conflict Of Interest and Ethics) of this Solicitation.

We have received addenda

1 through 10



 Handwritten Signature of Authorized Officer of Company or Agent Date 7/27/2021

Mark Hickinbotham, President
 Printed Name and Title



Formal Bid and Award System

Award #5 August 5, 2021

Type of Award Request: REQUEST FOR PROPOSALS (RFP)
Request #: 138
Requestor Name: Ventura, Mildred - Contract Specialist
Requestor Phone: (904) 665-5201
Project Title: Facilities Janitorial Services (JSEB) Sheltered Market - Generating Stations
Project Number: HE30801
Project Location: JEA
Funds: O&M
Budget Estimate: \$457,000.00

Scope of Work:

The purpose of this Request for Proposals (this "RFP") is to evaluate and select a vendor that can provide Janitorial services to approximately 45 buildings and Wellness Centers identified in Appendix B - Proposal Workbook (collectively, the "Work" or "Services"). These sites are located within JEA Electric Generating Plants: Northside Generating Station (NGS), Brandy Branch Generating Station (BBGS), Kennedy Generating Station (KGS), and Greenland Energy Center (GEC). The work to be performed by the Company includes all labor, supervision, materials, tools, equipment, and reporting requirements as necessary for performing the work. The Proposal Workbook represents estimated quantities and is to be used as a guideline and not a guarantee of work.

JEA IFB/RFP/State/City/GSA#: 1410326253
Purchasing Agent: Selders, Elaine L.
Is this a Ratification?: NO

RECOMMENDED AWARDEE(S):

Name	Contact Name	Email	Address	Phone	Amount
EVERSAFE BUILDING MAINTENANCE CORP	Ortland Meadows, Jr.	EBMCleaner@Yahoo.com	1018 Baker Ave, Jacksonville, FL 32209	(904) 772-4240	\$489,552.43

Amount for entire term of Contract/PO: \$489,552.43
Award Amount for remainder of this FY: \$0.00
Length of Contract/PO Term: One (1) Year w/Two (2) – One (1) Yr. Renewals
Begin Date (mm/dd/yyyy): 10/01/2021
End Date (mm/dd/yyyy): 09/30/2022
Renewal Options: YES - Two (2) - One (1) Yr. Renewals
JSEB Requirement: 100% – Sheltered Market

PROPOSERS:

Name	Amount	Score	Rank
EVERSAFE BUILDING MAINTENANCE CORP	\$489,552.43	84.50	1

REGINA BENTON CLEANING SERVICES, INC.	\$1,129,319.68	33.20	2
---------------------------------------	----------------	-------	---

Background/Recommendations:

Advertised on 05/07/2021. Five (5) prime companies attended the optional pre-proposal meeting held on 05/13/2021. At Proposal opening on 06/08/2021, JEA received two (2) Proposals. JEA evaluated the companies on rates, company experience, Cleaning Industry Management Standards Certification and quality metrics and Eversafe Building Maintenance Corp has been deemed the highest evaluated Responsive and Responsible Proposer. A copy of the Proposal Form, Proposal Workbook and Evaluation Results are attached as backup.

When comparing the price between the current contract and the new contract for the regular cleaning services, it resulted in an estimated 10.5% percent increase or \$23,703.60 over one (1) year. JEA required a minimum hourly wage of at least \$12.55 per hour for a Janitor as compared to the current contract which stipulated a minimum wage of at least \$10.85 per hour. The minimum wage was established by the U.S Bureau of Labor Statistics, the Median Hourly Wage for Janitors and Cleaners, except Maids and Housekeeping Cleaners at \$12.55 per hour. The award amount of \$489,552.43 is approximately 7% higher than the forecasted budget estimate which has been deemed reasonable.

When Eversafe submitted their original proposal there was a mathematical error in both section 13.1 and 13.2 on the hourly Janitor rate. They entered 11.00 per hour but they are paying their staff 12.55 per hour. There was also a formula calculation error in section 17. The Parts and Materials percentage has been corrected from \$80.00 to \$880.00. Procurement reached out to clarify the rate and has adjusted the bid total considering this a minor irregularity. The updated proposal workbook was confirmed to be correct by Eversafe, and the award amount reflects the increase. It should be noted that the second bidder was still much higher than Eversafe, so the correction of the workbook did not result in a change to the ranking.


Procurement tracks two different types of savings. The total cost difference is comparing the current pricing with the proposed pricing (+/-). The total sourcing savings is determined by negotiations, BAFO savings and value added savings. Below is the breakdown:

- **Total cost difference:** \$23,703.60 (unit price increase = \$23,703.60)



1410326253 – Request approval to award a contract to Eversafe Building Maintenance Corp for Facilities Janitorial Services (JSEB) Sheltered Market - Generating Stations for a total not-to-exceed amount of \$489,552.43, subject to the availability of lawfully appropriated funds.

Manger: Copeland, Richard L. - Associate Manager Facilities Operations
Director: Brunell, Baley L. - Dir Facilities & Fleet Services
VP: McElroy, Alan D. - VP Supply Chain & Operations Support

APPROVALS:

 August 5, 2021

Chairman, Awards Committee **Date**

Budget Representative **Date**

APPENDIX B - PROPOSAL FORM
1410326253 FACILITIES JANITORIAL SERVICES (JSEB) SHELTERED MARKET- GENERATING STATIONS

PROPOSER INFORMATION:

PROPOSER NAME: EVERSAFE BUILDING MAINTENANCE CORP
 BUSINESS ADDRESS: 1018 BAKER AVENUE
 CITY, STATE, ZIP CODE: JACKSONVILLE, FL 32209
 TELEPHONE: 904-772-4240
 FAX: _____
 EMAIL OF CONTACT: ebmcleaner@yahoo.com
 WEBSITE: www.evercarefloorcleaning.com

QUOTATION OF RATES

Maximum score for criterion is: 50 Points

The Proposer shall provide a firm-fixed price quote for all Work in this Solicitation by completing the enclosed Proposal Workbook. The prices shall include all profit, taxes, benefits, travel, and all other overhead items.

Please note, the prices quoted by the Proposer on the Proposal Form must be firm-fixed prices, not estimates. Any modifications, exceptions, or objections contained within the Proposal form may subject the Proposal to disqualification.

Description of Services – 1410326253 Facilities Janitorial Services (JSEB) Sheltered Market - Generating Stations	Total One (1) Year Proposal Price
Total One (1) Year Proposal Price – Transfer total from Appendix B – Proposal Workbook	\$488,248.68 \$489,552.43 OLM

PROFESSIONAL EXPERIENCE, LOCATION, AND AVAILABILITY OF PROPOSER’S STAFF

Maximum score for this criterion: 20 Points

The Proposer shall provide one resume of for the Account Manager available to work on the JEA engagement. Education and Experience: Maximum points for this criterion: 10 points. At a minimum, the resume shall present the employee's name, title, years of service with the company, applicable professional registrations, education and work experience, including contracts similar in complexity and include the number of sites supported during the contract. Additional points will be awarded for contracts of similar size and complexity.

Availability, Response Time, and Account Management: Maximum points for this criterion: 10 points
 In addition to the Education and Experience detailed above, the Proposer shall also submit a verifiable local business address for the Account Manager, their availability, and their expected average response time to JEA.

Proposer may provide this information in its own format to be attached to Appendix B – Proposal Form.

CLEANING INDUSTRY MANAGEMENT STANDARDS CERTIFICATION (CIMS)

Maximum score for this criterion: 5 Points

The Proposer must supply a copy of their CIMS certification. Proposers who have a current CIMS certification will receive five points. Proposers that do not have the certification will receive zero points.

CIMS Certification shall be attached to Appendix B – Proposal Form.

APPENDIX B - PROPOSAL FORM
1410326253 FACILITIES JANITORIAL SERVICES (JSEB) SHELTERED MARKET- GENERATING STATIONS

QUALITY METRICS

Maximum score for this criterion: 25 Points

The Proposer shall submit a written "Quality Plan" addressing, at a minimum, the following elements for JEA, and how it specifically applies to the following needs of JEA:

- Coverage, Adequacy and Frequency of Inspection
 - How will the Proposer determine if the specified Service Levels are being met across all sites?
 - What will be inspected?
 - Who will complete the inspections?
 - What will be the frequency of inspections?
 - What will be the coverage (Frequency of all sites receiving inspections)?
- Frequency and Delivery of Metric Reporting
 - What Quality Metrics will be tracked?
 - How often will reporting be provided to JEA?
 - How will the data be made available to JEA?
 - How will the reporting be delivered? Electronically or via hard copy?
- Follow Up Action Plan for Failed Inspections
 - Please propose a "Follow Up Action Plan" for any failed inspections.

Proposer may provide this information in its own format to be attached to Appendix B – Proposal Form.

Proposers's Certification

By submitting this Proposal, the Proposer certifies (1) that the Proposer has read and reviewed all of the documents pertaining to this RFP and agrees to abide by the terms and conditions set forth therein, (2) that the person signing below is an authorized representative of the Proposer, and (3) that the Proposer is legally authorized to do business and maintains an active status, in the State of Florida. The Company certifies that its recent, current, and projected workload will not interfere with the Proposer's ability to Work in a professional, diligent and timely manner.

The Proposer certifies, under penalty of perjury, that it holds all licenses, permits, certifications, insurances, bonds, and other credentials required by law, contract or practice to perform the Work. The Proposer also certifies that, upon the prospect of any change in the status of applicable licenses, permits, certifications, insurances, bonds or other credentials, the Proposer shall immediately notify JEA of status change.

Please initial below:

OLM (Initials) I have read and understood the Sunshine Law/Public Records clauses contained within this solicitation. I understand that in the absence of a redacted copy my proposal will be disclosed to the public "as-is".

We have received addenda 1 through 2

Ortland L. Meadows Jr
Signature of Authorized Officer of Proposer or Agent

June 8, 2021
Date

Ortland L. Meadows, Jr / President
Printed Name & Title

904-772-4240
Phone Number

APPENDIX B - PROPOSAL WORKBOOK

RFP 1410326253 FACILITIES JANITORIAL SERVICES (JSEB) SHELTERED MARKET- GENERATING STATIONS

Company Name: **EVERSAFE BUILDING MAINTENANCE CORP**

Standard Janitorial Services

Section 11 - Regular (Scheduled) Cleaning Services	\$ 287,394.68
Section 13.1 Emergency Cleaning Services	\$ 1,217.35
Section 13.2 Ad-Hoc Cleaning Services	\$ 4,869.40
Section 16 Ad Hoc Specialized Cleaning Services	\$ 27,600.00
Section 17 Parts and Materials	\$ 880.00

OLM vs. previous price \$1,116.60
OLM vs. previous price \$4,466.40
 vs. previous price \$80.00 - calculation error corrected

Pandemic Events

Section 15 - Ad - Hoc Pandemic Events	\$ 162,593.60
Section 15.1- Ad - Hoc Pandemic Events Hourly Rate	\$ 4,997.40

Outage Support

Section 14 - Ad - Hoc Outage Support	\$0.00
Section 14.1 - Ad - Hoc Outage Support Hourly Rate	\$0.00

OLM
OLM

Annual Total \$ 489,552.43

1 Year Total -Amount to be entered on Proposal Form \$ 489,552.43

OLM vs. previous total \$488,248.58

1410326253 FACILITIES JANITORIAL SERVICES (JSEB) SHELTERED MARKET- GENERATING STATIONS

**EVERSAFE BUILDING
MAINTENANCE CORP**

SECTION 11 - REGULAR (SCHEDULED) CLEANING SERVICES

Company shall submit pricing in Column K to perform scheduled cleaning services as described in Sections 11 of "Appendix A - Technical Specifications." All bid prices shall include all travel, parts, tools and materials to complete the service. Note that all daily, weekly, twice a week, monthly, quarterly, and annual cleanings shall be included in the submitted monthly price. The estimated one (1) year quantities are to be used as guidelines and are not a guarantee of work.

** Per industry standards, fixture count is used to quantify bathroom cleaning needs (toilet, urinal, sink, shower, and mirror).

* Average overall building population

Item No	Street Address and Zip Code	Site Name and Facility Type	Building	Cleanable Square Feet*	Fixture Count**	Population	Scheduled Frequency	Unit of Measure	Estimated Units Per Year	Price Per Unit	Total Annual Price
1.1.1	4377 Hecksher Dr, 32226	NGS Day Rover 8 hours/day	Plant	N/A	N/A	N/A	Daily/M-F, except holidays	Hourly	2000	\$ 12.55	\$ 25,100.00
1.1.2	4377 Hecksher Dr, 32226	(NGS) Guard House	2	91	3	195	1 visit per day M-F	Per Month	12	\$ 17.10	\$ 205.20
1.1.3	4377 Hecksher Dr, 32226	(NGS) Glass House Offices	3	7200	17		1 visit per day M-F	Per Month	12	\$ 442.75	\$ 5,313.00
1.1.4	4379 Hecksher Dr, 32226	(NGS) Planning/Operations	6	2200	6		1 visit per day M-F	Per Month	12	\$ 70.00	\$ 840.00
1.1.5	4377 Hecksher Dr, 32226	(NGS) Turbine Building Ground Floor	7	3695	12		1 visit per day M-F	Per Month	12	\$ 3,000.00	\$ 36,000.00
1.1.6	4377 Hecksher Dr, 32226	(NGS) Turbine Building Mezzanine	7	12710	65		1 visit per day M-F	Per Month	12	\$ 4,500.00	\$ 54,000.00
1.1.7	4377 Hecksher Dr, 32226	(NGS) Turbine Building Operating floor, including Control Room and Break room	7	6000	9		1 visit per day M-Sun	Per Month	12	\$ 3,800.00	\$ 45,600.00
1.1.8	4377 Hecksher Dr, 32226	(NGS) Port Guard House	10	91	3		1 visit per day M-F	Per Month	12	\$ 17.10	\$ 205.20
1.1.9	4377 Hecksher Dr, 32226	(NGS) Wellness Center	25	1005	8		1 visit per day M-F	Per Month	12	\$ 270.00	\$ 3,240.00
1.1.10	4377 Hecksher Dr, 32226	(NGS) Machine Shop /Tool room (empty trash)	26	N/A	N/A		1 visit per day M-F	Per Month	12	\$ 100.00	\$ 1,200.00
1.1.11	4377 Hecksher Dr, 32226	(NGS) Storage Warehouse	29	1500	10		1 visit per day M-F	Per Month	12	\$ 752.40	\$ 9,028.80
1.1.12	4377 Hecksher Dr, 32226	(NGS) Engineering Srvcs Building	33	6835	12		1 visit per day M-F	Per Month	12	\$ 464.87	\$ 5,578.44
1.1.13	4377 Hecksher Dr, 32226	(NGS) Operations Management	35	190	9		1 visit per day M-F	Per Month	12	\$ 17.00	\$ 204.00
1.1.14	4377 Hecksher Dr, 32226	(NGS) AQCS Maintenance Building	36	2500	25		1 visit per day M-F	Per Month	12	\$ 111.37	\$ 1,336.44
1.1.15	4377 Hecksher Dr, 32226	(NGS) 10 Wide Trailer	37	5970	13		1 visit per day M-F	Per Month	12	\$ 291.70	\$ 3,500.40
1.1.16	4377 Hecksher Dr, 32226	(NGS) Bull Pen	51	1320	4		1 visit per day M-F	Per Month	12	\$ 17.00	\$ 204.00
1.1.17	4377 Hecksher Dr, 32226	(NGS) Material Hndling Office	52	3000	10		1 visit per day M-F	Per Month	12	\$ 319.55	\$ 3,834.60
1.1.18	4377 Hecksher Dr, 32226	(NGS) Package Blast Room, Paint Rm	54	60	7		1 visit per day M-F	Per Month	12	\$ 301.77	\$ 3,621.24
1.1.19	4377 Hecksher Dr, 32226	(NGS) Guard House Back Gate	59	80	3		1 visit per day M-F	Per Month	12	\$ 17.00	\$ 204.00
1.1.20	4377 Hecksher Dr, 32226	(NGS) Maintenance Mgmt Office	68	2000	35		1 visit per day M-F	Per Month	12	\$ 352.50	\$ 4,230.00
1.1.21	4377 Hecksher Dr, 32226	(NGS) Maintenance Mgmt Office	69	900	0	1 visit per day M-F	Per Month	12	\$ 177.00	\$ 2,124.00	
1.1.22	4377 Hecksher Dr, 32226	(NGS) Limestone Crushing Building	73	370	3	1 visit per day M-F	Per Month	12	\$ 177.00	\$ 2,124.00	
1.1.23	4377 Hecksher Dr, 32226	(NGS) Sm Control Rm (near 5 Wide)	74	1680	3	1 visit per day M-Sun	Per Month	12	\$ 17.00	\$ 204.00	
1.1.24	4377 Hecksher Dr, 32226	(NGS) By-Products	79	1647	12	1 visit per day M-F	Per Month	12	\$ 17.00	\$ 204.00	
1.1.25	4377 Hecksher Dr, 32226	(NGS) NSCT Bldg	80	600	4	1 visit per day M-F	Per Month	12	\$ 70.00	\$ 840.00	
1.1.26	4377 Hecksher Dr, 32226	(NGS) Boiler Island Unit 2 Building (sweep only)	34, 70	5576	0	1 visit per day M-F	Per Month	12	\$ 167.28	\$ 2,007.36	

1.1.27	4377 Hecksher Dr, 32226	(NGS) By-Product Scale House	61, 62	660	3		1 visit per day M-F	Per Month	12	\$ 132.00	\$ 1,584.00
1.1.28	4377 Hecksher Dr, 32226	(NGS) Training Modular (Admin Building)	No number	2000	7		1 visit per day M-F	Per Month	12	\$ 700.00	\$ 8,400.00
1.1.29	4377 Hecksher Dr, 32226	(NGS) Training Modular (Classroom 1)	No number	1440	0		1 visit per day M-F	Per Month	12	\$ 70.00	\$ 840.00
1.1.30	4377 Hecksher Dr, 32226	(NGS) Training Modular (Classroom 2)	No number	1440	0		1 visit per day M-F	Per Month	12	\$ 70.00	\$ 840.00
1.1.31	4377 Hecksher Dr, 32226	(NGS) Training Modular (Classroom 3)	No number	1440	0		1 visit per day M-F	Per Month	12	\$ 70.00	\$ 840.00
1.2.1	15701 W Beaver St, 32234	(BBGS) Guard Shack	1	91	3	27	1 visit per day M-F	Per Month	12	\$ 17.00	\$ 204.00
1.2.2	15701 W Beaver St, 32234	(BBGS) Water Test Lab	6	150	0		1 visit per day M-F	Per Month	12	\$ 107.00	\$ 1,284.00
1.2.3	15701 W Beaver St, 32234	(BBGS) Shared Service	15	4000	15		1 visit per day M-F	Per Month	12	\$ 900.00	\$ 10,800.00
1.2.4	15701 W Beaver St, 32234	(BBGS) Maintenance Office	16	2400	9		1 visit per day M-F	Per Month	12	\$ 270.00	\$ 3,240.00
1.2.5	15701 W Beaver St, 32234	(BBGS) Maintenance Shop	23	150	4		1 visit per day M-F	Per Month	12	\$ 70.00	\$ 840.00
1.2.6	15701 W Beaver St, 32234	(BBGS) Wellness Center	23	250	0		1 visit per day M-F	Per Month	12	\$ 89.50	\$ 1,074.00
1.2.7	15701 W Beaver St, 32234	(BBGS) Tech Services/ Admin Building	27	3000	5		1 visit per day M-F	Per Month	12	\$ 400.00	\$ 4,800.00
1.3.1	4215 Talleyrand Ave, 32206	(KGS) Guard Shack	1	91	3	10	1 visit per day M-F	Per Month	12	\$ 155.00	\$ 1,860.00
1.3.2	4215 Talleyrand Ave, 32206	(KGS) Warehouse/Control Room	15	2000	8		1 visit per day M-F	Per Month	12	\$ 570.00	\$ 6,840.00
1.3.3	4215 Talleyrand Ave, 32206	(KGS) Office/Pump Room/Locker Room	19	3000	5		1 visit per day M-F	Per Month	12	\$ 775.00	\$ 9,300.00
1.4.1	12121 Philips Hwy, 32256	(GEC) Admin-6 wide	1	4125	12	7	1 visit per day M, W, F	Per Month	12	\$ 975.00	\$ 11,700.00
1.4.2	12121 Philips Hwy, 32256	(GEC) Shared Services	8	2500	9		1 visit per day M, W, F	Per Month	12	\$ 570.00	\$ 6,840.00
1.4.3	12121 Philips Hwy, 32256	(GEC) Tagging Trailer	9	200	0		1 visit per day M, W, F	Per Month	12	\$ 275.00	\$ 3,300.00
1.4.4	12121 Philips Hwy, 32256	(GEC) Guard Shack	11	91	3		1 visit per day M, W, F	Per Month	12	\$ 155.00	\$ 1,860.00
Total Cost for Section 11										\$	287,394.68

Site Name Key:

(NGS) - Northside Generating Station (BBGS) - Brandy Branch Generating Station (KGS) - Kennedy Generating Station (GEC) - Greenland Energy Center

* Cleanable Square Feet = cleanable square feet for each location less the square footage of the bathrooms.

** Per industry standards, fixture count is used to quantify bathroom cleaning needs (toilet, urinal, sink, shower, mirror).

13.1 EMERGENCY CLEANING SERVICES

Company shall submit pricing in Column G, per Section 13.1 of "Appendix A - Technical Specifications", Emergency Cleaning Services shall be approved by JEA Contract Administrator or their designee. Emergency Cleaning Services shall apply the Per Visit Charge in addition to the submitted hourly rates for Company Supervisor and Janitors. Emergency Cleaning Services shall have a one hour minimum applied to their hourly rates upon arrival at the job site.

Item No	Description of Services	Estimated One (1) Year Volume	Unit of Measure	Price per unit	Total Price
13.1.1	Per Visit Charge	2	per visit	0.00	0.00
13.1.2	Hourly Rate - Company Supervisor	32	per hour	\$ 12.55	\$ 401.60
13.1.3	Hourly Rate - Janitor	65	per hour	\$ 12.55	\$ 815.75
Total Cost for Section 13.1					\$ 1,217.35

OLM

OLM

13.2 AD-HOC CLEANING SERVICES

Company shall submit pricing in Column G, per Section 13.2 of "Appendix A - Technical Specifications", Ad-hoc Cleaning Services shall be approved by JEA Contract Administrator or their designee. Ad-hoc Cleaning Services shall use the submitted hourly rates below for Company Supervisor and Janitors. Ad-hoc Cleaning Services shall have a one hour minimum applied to their hourly rates upon arrival at the job site.

Item No	Description of Services	Estimated One (1) Year Volume	Unit of Measure	Price per unit	Total Price
13.2.1	Hourly Rate - Company Supervisor	128	per hour	\$ 12.55	\$ 1,606.40
13.2.2	Hourly Rate - Janitor	260	per hour	\$ 12.55	\$ 3,263.00
Total Cost for Section 13.2					\$ 4,869.40

OLM

SECTION 16 AD HOC SPECIALIZED CLEANING SERVICES

Company shall submit pricing in Column G, per Section 16 of "Appendix A - Technical Specifications", the pricing submitted for this section shall be applied to the two items below. No additional labor charges will be added.

- (1) Stripping Composite Floors and Resealing with two coats of Seal and Wax*
- (2) Wet Extraction Shampoo of Carpet*

Item No	Description of Services	Estimated One (1) Year Volume	Unit of Measure	Price per unit	Total Price
16.1	Resealing with two coats of Seal and Wax	96,000	per square foot	\$ 0.25	\$ 24,000.00
16.2	Wet Extraction Shampoo of Carpet	24,000	per square foot	\$ 0.15	\$ 3,600.00
Total Cost for Section 16					\$ 27,600.00

17 PARTS AND MATERIALS

Company shall submit pricing in Column G, per Section 17 of "Appendix A - Technical Specifications", it is JEA's intent to provide janitorial supplies to Contractor whenever possible. If / when the JEA contract administrator deems that janitorial supplies shall be provided by Contractor, then the mark-up percentage submitted below shall apply. The estimated one (1) year quantities are to be used as guidelines and are not a guarantee of work.

Item No	Description of Services	Estimated One (1) Year Volume	Unit of Measure	Markup Percentage not to exceed 10%	Total Price
17.1.1	Estimated Parts & Materials Needed	800	dollars	10%	\$ 880.00
Total cost for section 17					\$ 880.00

OLM

1410326253 FACILITIES JANITORIAL SERVICES (JSEB) SHELTERED MARKET- GENERATING STATIONS

**EVERSAFE BUILDING
MAINTENANCE CORP**

SECTION 15 -AD HOC PANDEMIC EVENTS

Company shall submit pricing in Column K, using the details below and reference section 15 as described in "Appendix A - Technical Specifications" when establishing pricing for Ad Hoc Pandemic Event. Provider shall submit pricing to perform all of the tasks relating to Pandemic Event support. This service is in addition to our regularly scheduled Janitorial services. The estimated one year quantities are to be used as guidelines and are not a guarantee of work. All bid prices shall include all travel, parts, tools and materials to complete the service.

Item No	Street Address and Zip Code	Site Name and Facility Type	Building	Cleanable Square Feet*	Fixture Count**	Population	Scheduled Frequency	Unit of Measure	Estimated Units Per Year	Price Per Unit	Total Annual Price
15.1.1	4377 Hecksher Dr, 32226	(NGS) three additional Day Rovers 8 hours/day	Plant	N/A	N/A	N/A	Daily/M-Sun	Hourly	7,072	\$ 12.55	\$ 88,753.60
15.1.2	4377 Hecksher Dr, 32226	(NGS) Guard House	2	91	3	195	3 visits per day M-F	N/A	N/A	N/A	N/A
15.1.3	4377 Hecksher Dr, 32226	(NGS) Glass House Offices	3	7200	17		3 visits per day M-F	N/A	N/A	N/A	N/A
15.1.4	4379 Hecksher Dr, 32226	(NGS) Planning/Operations	6	2200	6		3 visits per day M-F	N/A	N/A	N/A	N/A
15.1.5	4377 Hecksher Dr, 32226	(NGS) Turbine Building Ground Floor	7	3695	12		3 visits per day M-F	N/A	N/A	N/A	N/A
15.1.6	4377 Hecksher Dr, 32226	(NGS) Turbine Building Mezzanine	7	12710	65		3 visits per day M-F	N/A	N/A	N/A	N/A
15.1.7	4377 Hecksher Dr, 32226	(NGS) Turbine Building Operating floor, including Control Room and Break room	7	6000	9		3 visits per day M-F	N/A	N/A	N/A	N/A
15.1.8	4377 Hecksher Dr, 32226	(NGS) Port Guard House	10	91	3		3 visits per day M-F	N/A	N/A	N/A	N/A
15.1.9	4377 Hecksher Dr, 32226	(NGS) Wellness Center	25	1005	8		3 visits per day M-F	N/A	N/A	N/A	N/A
15.1.10	4377 Hecksher Dr, 32226	(NGS) Machine Shop /Tool room (empty trash)	26	N/A	N/A		3 visits per day M-F	N/A	N/A	N/A	N/A
15.1.11	4377 Hecksher Dr, 32226	(NGS) Storage Warehouse	29	1500	10		3 visits per day M-F	N/A	N/A	N/A	N/A
15.1.12	4377 Hecksher Dr, 32226	(NGS) Engineering Srvcs Building	33	6835	12		3 visits per day M-F	N/A	N/A	N/A	N/A
15.1.13	4377 Hecksher Dr, 32226	(NGS) Operations Management	35	190	9		3 visits per day M-F	N/A	N/A	N/A	N/A
15.1.14	4377 Hecksher Dr, 32226	(NGS) AQCS Maintenance Building	36	2500	25		3 visits per day M-F	N/A	N/A	N/A	N/A
15.1.15	4377 Hecksher Dr, 32226	(NGS) 10 Wide Trailer	37	5970	13		3 visits per day M-F	N/A	N/A	N/A	N/A
15.1.16	4377 Hecksher Dr, 32226	(NGS) Bull Pen	51	1320	4		3 visits per day M-F	N/A	N/A	N/A	N/A
15.1.17	4377 Hecksher Dr, 32226	(NGS) Material Hndlng Office	52	3000	10		3 visits per day M-F	N/A	N/A	N/A	N/A
15.1.18	4377 Hecksher Dr, 32226	(NGS) Package Blast Room, Paint Rm	54	60	7		3 visits per day M-F	N/A	N/A	N/A	N/A
15.1.19	4377 Hecksher Dr, 32226	(NGS) Guard House Back Gate	59	80	3		3 visits per day M-F	N/A	N/A	N/A	N/A
15.1.20	4377 Hecksher Dr, 32226	(NGS) Maintenance Mgmt Office	68	2000	35		3 visits per day M-F	N/A	N/A	N/A	N/A
15.1.21	4377 Hecksher Dr, 32226	(NGS) Maintenance Mgmt Office	69	900	0		3 visits per day M-F	N/A	N/A	N/A	N/A
15.1.22	4377 Hecksher Dr, 32226	(NGS) Limestone Crushing Building	73	370	3		3 visits per day M-F	N/A	N/A	N/A	N/A
15.1.23	4377 Hecksher Dr, 32226	(NGS) Sm Control Rm (near 5 Wide)	74	1680	3		3 visits per day M-Sun	N/A	N/A	N/A	N/A
15.1.24	4377 Hecksher Dr, 32226	(NGS) By-Products	79	1647	12		3 visits per day M-F	N/A	N/A	N/A	N/A
15.1.25	4377 Hecksher Dr, 32226	(NGS) NSCT Bldg	80	600	4		3 visits per day M-F	N/A	N/A	N/A	N/A

15.1.26	4377 Hecksher Dr, 32226	(NGS) Boiler Island Unit 2 Building (sweep only)	34, 70	5576	0		3 visits per day M-F	N/A	N/A	N/A	N/A
15.1.27	4377 Hecksher Dr, 32226	(NGS) By-Product Scale House	61, 62	660	3		3 visits per day M-F	N/A	N/A	N/A	N/A
15.1.28	4377 Hecksher Dr, 32226	(NGS) Training Modular (Admin Building)	No number	2000	7		3 visits per day M-F	N/A	N/A	N/A	N/A
15.1.29	4377 Hecksher Dr, 32226	(NGS) Training Modular (Classroom 1)	No number	1440	0		3 visits per day M-F	N/A	N/A	N/A	N/A
15.1.30	4377 Hecksher Dr, 32226	(NGS) Training Modular (Classroom 2)	No number	1440	0		3 visits per day M-F	N/A	N/A	N/A	N/A
15.1.31	4377 Hecksher Dr, 32226	(NGS) Training Modular (Classroom 3)	No number	1440	0		3 visits per day M-F	N/A	N/A	N/A	N/A
15.2.1	15701 W Beaver St, 32234	(BBGS) Guard Shack	1	91	3	36	1 visit per day M-F	Per Visit	260	\$ 10.00	\$ 2,600.00
15.2.2	15701 W Beaver St, 32234	(BBGS) Water Test Lab	6	150	0		1 visit per day M-F	Per Visit	260	\$ 20.00	\$ 5,200.00
15.2.3	15701 W Beaver St, 32234	(BBGS) Shared Service	15	4000	15		1 visit per day M-F	Per Visit	260	\$ 27.00	\$ 7,020.00
15.2.4	15701 W Beaver St, 32234	(BBGS) Maintenance Office	16	2400	9		1 visit per day M-F	Per Visit	260	\$ 20.00	\$ 5,200.00
15.2.5	15701 W Beaver St, 32234	(BBGS) Maintenance Shop	23	150	4		1 visit per day M-F	Per Visit	260	\$ 17.00	\$ 4,420.00
15.2.6	15701 W Beaver St, 32234	(BBGS) Wellness Center	23	250	0		1 visit per day M-F	Per Visit	260	\$ 17.00	\$ 4,420.00
15.2.7	15701 W Beaver St, 32234	(BBGS) Tech Services/ Admin Building	27	3000	5		1 visit per day M-F	Per Visit	260	\$ 25.00	\$ 6,500.00
15.3.1	4215 Talleyrand Ave, 32206	(KGS) Guard Shack	1	91	3	10	1 visit per day M-F	Per Visit	260	\$ 12.00	\$ 3,120.00
15.3.2	4215 Talleyrand Ave, 32206	(KGS) Warehouse/Control Room	15	2000	8		1 visit per day M-F	Per Visit	260	\$ 25.00	\$ 6,500.00
15.3.3	4215 Talleyrand Ave, 32206	(KGS) Office/Pump Room/Locker Room	19	3000	5		1 visit per day M-F	Per Visit	260	\$ 25.00	\$ 6,500.00
15.4.1	12121 Philips Hwy, 32256	(GEC) Admin-6 wide	1	4125	12	7	1 visit per day M-F	Per Visit	260	\$ 37.00	\$ 9,620.00
15.4.2	12121 Philips Hwy, 32256	(GEC) Shared Services	8	2500	9		1 visit per day M-F	Per Visit	260	\$ 24.00	\$ 6,240.00
15.4.3	12121 Philips Hwy, 32256	(GEC) Tagging Trailer	9	200	0		1 visit per day M-F	Per Visit	260	\$ 15.00	\$ 3,900.00
15.4.4	12121 Philips Hwy, 32256	(GEC) Guard Shack	11	91	3		1 visit per day M-F	Per Visit	260	\$ 10.00	\$ 2,600.00
Total Cost for Section 15											\$ 162,593.60

Site Name Key:

(NGS) - Northside Generating Station (BBGS) - Brandy Branch Generating Station (KGS) - Kennedy Generating Station (GEC) - Greenland Energy Center

* Cleanable Square Feet = cleanable square feet for each location less the square footage of the bathrooms.

** Per industry standards, fixture count is used to quantify bathroom cleaning needs (toilet, urinal, sink, shower, mirror).

15.1 AD-HOC PANDEMIC EVENTS HOURLY RATE

Company shall submit pricing in Column 1, per section 15 of "Appendix A - Technical Specifications", Ad-hoc Cleaning Services shall be approved by JEA Contract Administrator or their designee. Ad-hoc Cleaning Services shall use the submitted hourly rates below for Company Supervisor and Janitors. Ad-hoc Cleaning Services shall have a one hour minimum applied to their hourly rates upon arrival at the job site.

Item No	Description of Services	Estimated One (1) Year Volume	Unit of Measure	Price per unit	Total Price
15.1.1	Hourly Rate - Company Supervisor	128	per hour	\$ 13.55	\$ 1,734.40
15.1.2	Hourly Rate - Janitor	260	per hour	\$ 12.55	\$ 3,263.00
Total cost for section 15.1					\$ 4,997.40

1410326253 FACILITIES JANITORIAL SERVICES (JSEB) SHELTERED MARKET- GENERATING STATIONS

**EVERSAFE BUILDING
MAINTENANCE CORP**

SECTION 14 - AD HOC OUTAGE SUPPORT

Company shall submit pricing in Column K, using the details below and reference section 14 as described in "Appendix A - Technical Specifications" when establishing pricing for Outage Support. Provider shall submit pricing to perform all the tasks relating to Outage support services. This service is in addition to our regularly scheduled Janitorial services. The estimated one year quantities are to be used as guidelines and are not a guarantee of work. All bid prices shall include all travel, parts, tools and materials to complete the service.

Item No	Street Address and Zip Code	Site Name and Facility Type	Building	Cleanable Square Feet*	Fixture Count**	Population	Scheduled Frequency	Unit of measure	Estimated Units Per Year	Price Per Unit	Total Annual Price	
14.1.1	4377 Hecksher Dr, 32226	(NGS) Turbine Building (Ground)	7	3695	12	195	1 additional visit per day M-F	Per Visit	65	0.00	0.00	OLM
14.1.2	4377 Hecksher Dr, 32226	(NGS) Turbine Building (Ground)-empty trash	7	3695	N/A		1 visit per day Sat and Sun	Per Visit	26	0.00	0.00	OLM
14.1.3	4377 Hecksher Dr, 32226	(NGS) Turbine Building (Mezzanine, excluding in-plant conference room area)	7	11170	56		1 additional visit per day M-F	Per Visit	65	0.00	0.00	OLM
14.1.4	4377 Hecksher Dr, 32226	(NGS) Turbine Building (Mezzanine, excluding in-plant conference room area)-empty trash	7	11170	N/A		1 visit per day Sat and Sun	Per Visit	26	0.00	0.00	OLM
14.1.5	4377 Hecksher Dr, 32226	(NGS) Machine Shop-empty trash	26	N/A	N/A		1 visit per day Sat and Sun	Per Visit	26	0.00	0.00	OLM
14.1.6	4377 Hecksher Dr, 32226	(NGS) Engineering Services	33	6835	12		1 additional visit per day M-F	Per Visit	65	0.00	0.00	OLM
14.1.7	4377 Hecksher Dr, 32226	(NGS) Engineering Services-empty trash	33	6835	N/A		1 visit per day Sat and Sun	Per Visit	26	0.00	0.00	OLM
14.1.8	4377 Hecksher Dr, 32226	(NGS) Operations Management	35	190	9		1 additional visit per day M-F	Per Visit	65	0.00	0.00	OLM
14.1.9	4377 Hecksher Dr, 32226	(NGS) Operations Management-empty trash	35	190	N/A		1 visit per day Sat and Sun	Per Visit	26	0.00	0.00	OLM
14.1.10	4377 Hecksher Dr, 32226	(NGS) AQCS Maintenance Building	36	2500	25		1 additional visit per day M-F	Per Visit	65	0.00	0.00	OLM
14.1.11	4377 Hecksher Dr, 32226	(NGS) AQCS Maintenance Building-empty trash	36	2500	N/A		1 visit per day Sat and Sun	Per Visit	26	0.00	0.00	OLM
14.1.12	4377 Hecksher Dr, 32226	(NGS) Maintenance Mgmt Office	68	2000	35		1 additional visit per day M-F	Per Visit	65	0.00	0.00	OLM
14.1.13	4377 Hecksher Dr, 32226	(NGS) Maintenance Mgmt Office-empty trash	68	2000	N/A		1 visit per day Sat and Sun	Per Visit	26	0.00	0.00	OLM
14.1.14	4377 Hecksher Dr, 32226	(NGS) Maintenance Mgmt Office	69	900	0		1 additional visit per day M-F	Per Visit	65	0.00	0.00	OLM
14.1.15	4377 Hecksher Dr, 32226	(NGS) Maintenance Mgmt Office-empty trash	69	900	N/A		1 visit per day Sat and Sun	Per Visit	26	0.00	0.00	OLM
14.1.16	4377 Hecksher Dr, 32226	(NGS) Sm Control Rm (near 5 Wide)	74	1680	3		1 additional visit per day M-F	Per Visit	65	0.00	0.00	OLM
14.2.1	15701 W Beaver St, 32234	(BBGS) Guard Shack	1	91	3	27	1 visit per day Sat and Sun	Per Visit	20	0.00	0.00	OLM
14.2.2	15701 W Beaver St, 32234	(BBGS) Water Test Lab	6	150	0		1 visit per day Sat and Sun	Per Visit	8	0.00	0.00	OLM
14.2.3	15701 W Beaver St, 32234	(BBGS) Shared Service	15	4000	15		1 visit per day Sat and Sun	Per Visit	8	0.00	0.00	OLM
14.2.4	15701 W Beaver St, 32234	(BBGS) Maintenance Office	16	2400	9		1 visit per day Sat and Sun	Per Visit	8	0.00	0.00	OLM
14.2.5	15701 W Beaver St, 32234	(BBGS) Maintenance Shop	23	150	4		1 visit per day Sat and Sun	Per Visit	8	0.00	0.00	OLM
14.2.6	15701 W Beaver St, 32234	(BBGS) Tech Services/Admin Building	27	3000	5		1 visit per day Sat and Sun	Per Visit	8	0.00	0.00	OLM
14.4.1	12121 Philips Hwy, 32256	(GEC) Admin-6 wide	1	4125	12	7	1 visit per day Tue and Thur	Per Visit	6	0.00	0.00	OLM
14.4.2	4215 Talleyrand Ave, 32206	(GEC) Shared Services	8	2500	9		1 visit per day Tue and Thur	Per Visit	6	0.00	0.00	OLM
14.4.3	12121 Philips Hwy, 32256	(GEC) Tagging Trailer	9	200	0		1 visit per day Tue and Thur	Per Visit	6	0.00	0.00	OLM
14.4.4	12121 Philips Hwy, 32256	(GEC) Guard Shack	11	91	3		1 visit per day Tue and Thur	Per Visit	6	0.00	0.00	OLM
TOTAL COST FOR SECTION 14											0.00	OLM

Site Name Key:

(NGS) - Northside Generating Station (BBGS) - Brandy Branch Generating Station (KGS) - Kennedy Generating Station (GEC) - Greenland Energy Center

* Cleanable Square Feet = cleanable square feet for each location less the square footage of the bathrooms.

** Per industry standards, fixture count is used to quantify bathroom cleaning needs (toilet, urinal, sink, shower, mirror).

14.1 AD-HOC OUTAGE SUPPORT HOURLY RATE

Company shall submit pricing in Column I, per Section 14 of "Appendix A - Technical Specifications", Ad-hoc Cleaning Services shall be approved by JEA Contract Administrator or their designee. Ad-hoc Cleaning Services shall use the submitted hourly rates below for Company Supervisor and Janitors. Ad-hoc Cleaning Services shall have a one hour minimum applied to their hourly rates upon arrival at the job site.

Item No	Description of Services	Estimated One (1) Year Volume	Unit of Measure	Price per unit	Total Price
14.1.1	Hourly Rate - Company Supervisor	128	per hour	0.00	0.00
14.1.2	Hourly Rate - Janitor	260	per hour	0.00	0.00
Total cost for section 14.1					0.00

OLM

OLM

OLM

1410326253 JANITORAL SERVICES - GENERATING STATIONS

Vendor Rankings	M. Newton-Green	J. Ryan	M. Ventura	Σ Rank	Rank
Eversafe Building Maintenance	1	1	1	3	1
Regina Benton Cleaning Service	2	2	2	6	2

Bid Total
\$489,552.43
\$1,129,319.68

M. Newton-Green	Quotation of Rates (50 Points)	Experience, Location, Availability (20 Points)	CIMS Certification (5 Points)	Quality Metrics (25 Points)	Total	Rank
Eversafe Building Maintenance	50	14	0.00	22	86	1
Regina Benton Cleaning Service	21.67	6.00	0.00	4	31.67	2

J. Ryan	Quotation of Rates (50 Points)	Experience, Location, Availability (20 Points)	CIMS Certification (5 Points)	Quality Metrics (25 Points)	Total	Rank
Eversafe Building Maintenance	50	16	0.00	16.5	82.5	1
Regina Benton Cleaning Service	21.67	1.00	0.00	4	26.67	2

M. Ventura	Quotation of Rates (50 Points)	Experience, Location, Availability (20 Points)	CIMS Certification (5 Points)	Quality Metrics (25 Points)	Total	Rank
Eversafe Building Maintenance	50	16	0.00	19	85	1
Regina Benton Cleaning Service	21.67	9.30	0.00	10.3	41.27	2

Overall Averages	Quotation of Rates (50 Points)	Experience, Location, Availability (20 Points)	CIMS Certification (5 Points)	Quality Metrics (25 Points)	Total
Eversafe Building Maintenance	50.00	15.33	0.00	19.17	84.50
Regina Benton Cleaning Service	21.67	5.43	0.00	6.10	33.20



U.S. BUREAU OF LABOR STATISTICS

Occupational Employment and Wage Statistics

OEWS PRINT:

Occupational Employment and Wages, May 2018

37-2011 Janitors and Cleaners, Except Maids and Housekeeping Cleaners

Keep buildings in clean and orderly condition. Perform heavy cleaning duties, such as cleaning floors, shampooing rugs, washing walls and glass, and removing rubbish. Duties may include tending furnace and boiler, performing routine maintenance activities, notifying management of need for repairs, and cleaning snow or debris from sidewalk.

[National estimates for this occupation](#)[Industry profile for this occupation](#)[Geographic profile for this occupation](#)**National estimates for this occupation:**

Employment estimate and mean wage estimates for this occupation:

Employment (1)	Employment RSE (3)	Mean hourly wage	Mean annual wage (2)	Wage RSE (3)
2,156,270	0.5 %	\$13.92	\$28,950	0.3 %

Percentile wage estimates for this occupation:

Percentile	10%	25%	50% (Median)	75%	90%
Hourly Wage	\$9.16	\$10.57	\$12.55	\$16.10	\$20.84
Annual Wage (2)	\$19,060	\$21,990	\$26,110	\$33,490	\$43,340

Industry profile for this occupation:

Industries with the highest published employment and wages for this occupation are provided. For a list of all industries with employment in this occupation, see the [Create Customized Tables](#) function.

Industries with the highest levels of employment in this occupation:

Industry	Employment (1)	Percent of industry employment	Hourly mean wage	Annual mean wage (2)
Services to Buildings and Dwellings	883,270	41.14	\$12.96	\$26,950
Elementary and Secondary Schools	320,670	3.75	\$15.64	\$32,530
Real Estate	71,950	4.44	\$15.80	\$32,870
Colleges, Universities, and Professional Schools	71,910	2.36	\$15.36	\$31,950
Local Government, excluding schools and hospitals (OES Designation)	69,370	1.27	\$16.52	\$34,360

Industries with the highest concentration of employment in this occupation:

Industry	Employment (1)	Percent of industry employment	Hourly mean wage	Annual mean wage (2)
Services to Buildings and Dwellings	883,270	41.14	\$12.96	\$26,950
Facilities Support Services	24,660	15.91	\$12.83	\$26,680
Vocational Rehabilitation Services	20,920	6.44	\$12.37	\$25,730
Religious Organizations	11,140	5.67	\$13.94	\$28,990
Real Estate	71,950	4.44	\$15.80	\$32,870

Top paying industries for this occupation:

Industry	Employment (1)	Percent of industry employment	Hourly mean wage	Annual mean wage (2)
Postal Service (federal government)	14,000	2.21	\$24.33	\$50,610
Metal Ore Mining	60	0.16	\$18.82	\$39,140
Warehousing and Storage	7,970	0.70	\$18.64	\$38,770
Nonmetallic Mineral Mining and Quarrying	130	0.13	\$17.24	\$35,860
Electric Power Generation, Transmission and Distribution	710	0.18	\$16.93	\$35,220

Geographic profile for this occupation: