

SPECIFICATION, JEA CLASS 213MH: TRUCK / 3T BUCKET / MATERIAL HANDLER

UPDATED SEPTEMBER 2020

1. SCOPE

It is the intent of the JEA to purchase multiple 3T 4X2 EXTENDED CAB BUCKET TRUCK / MATERIAL HANDLERS. All units must be tested and delivered to JEA Fleet Facility (5717 New Kings Road Jacksonville, Florida 32209) in complete operational condition, with all required equipment and documentation by the date specified per awarded contract.

2. MODEL

New, current model year production Class-7 Extended Cab/Chassis (Require INTERNATIONAL cab/chassis due to lower cab height) with 55' Two Man, Insulated Aerial Attachment with Articulation Material Handling JIB (ALTEC AA55E Attachment or Equal). Reference: JEA Unit # 50713 for General Layout/Design Details and clarification.

PLEASE UTILIZE THE STRONGEST, MOST ROBUST, MAINTENANCE FREE FASTENERS/CONNECTIONS WHERE APPLICABLE TO MINIMIZE MAINTENANCE REQUIREMENTS AND MITIGATE POTENTIAL FAILURES. CONFIRM ALL FASTENERS/CONNECTIONS ARE RATED FOR THE CAPACITIES PER OUR APPLICATION.



3. CAB / CHASSIS (CLASS-7). REQUIRE INTERNATIONAL EXTENDED CAB/CHASSIS DUE TO LOWER CAB HEIGHT

3.1 Class-7 Single Axle Cab/Chassis (33,000 LB GVWR)

SPECIFICATION, JEA CLASS 213MH: TRUCK / 3T BUCKET / MATERIAL HANDLER UPDATED SEPTEMBER 2020

- 3.2 Cab to Axle: Not to Exceed 136"
- 3.3 Wheel Base: Not to Exceed 220"
- 3.4 Overall Height from Level Ground to Highest Point on Vehicle Not to Exceed 148"
 - Minimize the overall height as much as possible without negatively affecting functionality and safety
- 3.5 Overall Length: Not to Exceed 426"
- 3.6 Set Max Speed at 70 MPH

4. ENGINE (REQUIRE CUMMINS ISL9 DUE TO RELIABILITY / DURABILITY)

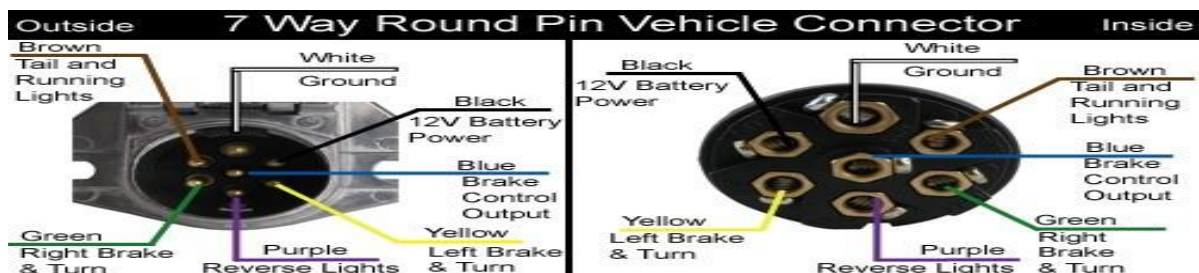
- 4.1 Horse Power: Minimum 330 HP
- 4.2 Torque Range: Minimum 750 lbs to 1000 lbs
- 4.3 No Automatic Idle Shutdown
- 4.4 Block Heater
- 4.5 Engine warning and shut down system
- 4.6 B20 Biodiesel Capable, if available
- 4.7 Idle Up/Remote Throttle Option

5. TRANSMISSION

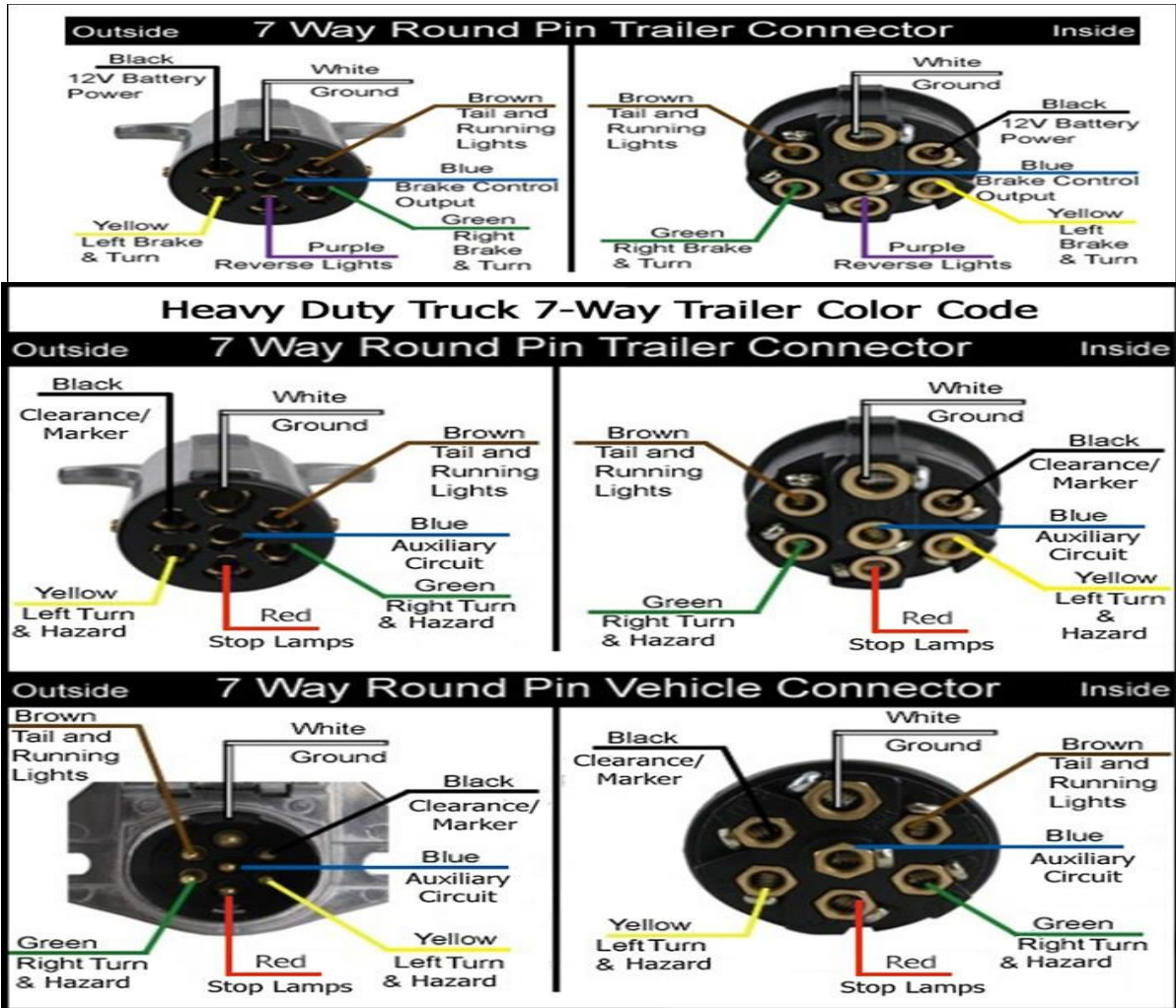
- 5.1 Allison RDS 3500
- 5.2 PTO Provision

6. TOWING

- 6.1 Tow Package / Pintle Hook: Heavy Duty 25 Ton Swivel Off Road and Safety Chain D-Rings. D-Rings even with hitch.
- 6.2 Tractor Protection Valve along with all air lines/plumbing, collapsible glad hands and trailer hand valve
- 6.3 Tow Package trailer receptacles (2 Receptacles): 7 Pin Round Trailer Receptacle and 7 Pin Round Heavy Duty Truck Trailer Receptacle (ABS)



**SPECIFICATION, JEA CLASS 213MH: TRUCK / 3T BUCKET /
MATERIAL HANDLER**
UPDATED SEPTEMBER 2020



7. REAR AXLE & TIRES (AIR RIDE)

- 7.1 Air Ride / 23,000 lbs with manual dump valve (Requiring Hendrickson Air Ride Suspension Systems rated for the capacity and application)
- 7.2 Locking Differential
- 7.3 Rear: 11R 22.5 to accommodate GVWR, All Terrain Tread
- 7.4 Aluminum Rims: Weight reduction

8. FRONT AXLE & TIRES (RATED FOR GVWR)

- 8.1 10,000 lbs with Oil Bathed Bearing/Hubs
- 8.2 Front: 11R 22.5 to accommodate GVWR, All Terrain Tread
- 8.3 Aluminum Rims: Weight reduction

SPECIFICATION, JEA CLASS 213MH: TRUCK / 3T BUCKET / MATERIAL HANDLER

UPDATED SEPTEMBER 2020

9. BRAKES (AIR DISC BRAKES)

- 9.1 Air Disc Brakes with shields: Front and Rear Axles
- 9.2 Anti-lock braking system
- 9.3 Automatic drain valves
- 9.4 Air Dryer
- 9.5 Low air pressure warning system

10. COOLING SYSTEM

- 10.1 Heavy duty extra cooling capacity, largest available from manufacturer

11. FUEL TANK AND DEF TANK

- 11.1 Capacity: Minimum 80 gallons useable fuel capacity
- 11.2 Capacity: Minimum 10 gallons diesel exhaust fluid capacity

12. CHASSIS ELECTRICAL AND LIGHTING (NO SCOTCH LOCK CONNECTIONS)

NOTE: WIRE ALL LED STROBE LIGHTS TO ONE OEM UP-FITTER SWITCH IN CAB with Label. WIRE ALL BIN LIGHTS TO ONE OEM UP-FITTER SWITCH. WIRE ALL AREA LIGHTS TO ONE UP-FITTER SWITCH. ALL LIGHTING, LED.

- 12.1 Meters: Engine hour meter, PTO hour meter, transmission temperature, engine oil pressure, engine temperature, charging system, fuel level, air pressure and diesel exhaust fluid level (In Cab / Dash Mounted).
- 12.2 OEM Up-Fitter Switches/Upper Console: For wiring strobe lights, area lights & etc.
- 12.3 Auxiliary Accessory Fuse Block: Purpose is to wire GPS, fuel rings, JEA Radio, DC accessory power outlets etc. Wire to waterproof resettable breaker so we can isolate from the vehicle OEM system if needed. An acceptable example is listed below including picture.

Blue Sea Systems ST Blade ATO/ATC Fuse Blocks
Style Name: 12-Circ Split w/Cover & Neg



- 12.4 Master Switch With Lockout/Tagout: In Cab, (Mitigate Dead Batteries Due To GPS & Etc.) Example: Tr Series Dual Pole Master Disconnect Switch (500A • DPST • IP67/IP69k • Integrated Lockout Tagout)

SPECIFICATION, JEA CLASS 213MH: TRUCK / 3T BUCKET / MATERIAL HANDLER

UPDATED SEPTEMBER 2020



- 12.5 All Cab / Chassis Lights: LED only
- 12.6 LED Strobe Lights (6 COUNT): 4 Corner Mounted LED Strobe Sights & 2 Recessed Amber LED Strobe Lights (3" or 4" Round) mounted outside/center of utility body (1 on DS & 1 on PS)
- 12.7 Auxiliary Battery Jump Ports: Insulated remote posts protected and mounted driver's side underneath cab body / behind steps. (Do not mount over fuel tank!)



- 12.8 DC Accessory Power Outlet: One additional DC power outlets in cab for accessories with spring loaded cover. See example below: NAPA Part # BK 7821773 or equal. Wire to the Auxiliary Accessory Fuse BLOCK.



- 12.9 LED Post Mounted Spot Light, Driver Side
- 12.10 (2) LED Go-Lights / Remote Controlled: 1 mounted RF Overhead Guard & 1 mounted RR Overhead Guard
- 12.11 Power Package: Power Windows, Locks, Mirrors (Heated), Cruise Control & Tilt Wheel
- 12.12 Factory installed air conditioner and heater
- 12.13 Collision mitigation/warning system with active braking (engage service brakes), lane departure warning system, back up sensors and backup alarm. System must not affect the safety or operation of the vehicle while staging or operating attachments.
- 12.14 OEM AM / FM Stereo with auxiliary input, backup camera (7" or 8" color monitor), and Bluetooth hands free
- 12.15 2400 Power Watt Inverter (Pure Sine Wave Inverter or Equivalent): Ignition key hot. Mounted inside PS / Right front utility bin. Add a weatherproof GFI 120V Dual Power Outlet mounted to right rear of utility body.
- 12.16 LED Ground Lighting / Area Lights (Drivers Side, Passengers Side & Rear of Vehicle)
- 12.17 CAB Guard Mounted LED Strobe Lights (Top/Front Corners, PS & DS). With Guards

**SPECIFICATION, JEA CLASS 213MH: TRUCK / 3T BUCKET /
MATERIAL HANDLER
UPDATED SEPTEMBER 2020**

13. ADDITIONAL REQUIRED EQUIPMENT

- 13.1 Front bumper
- 13.2 Air Ride Driver's Seat and Air Ride Passengers Seat with Collapsible Armrest and Head Rest
- 13.3 Seat Belts: Fluorescent Green



- 13.4 Tow/Recovery Hooks: Front & Rear
 - 13.5 (2) Two fender/hood mounted mirrors (Passenger & Drivers Side for Blind Spots)
 - 13.6 Window Tint: driver, passenger & rear windows (Max Legal in FL)
 - 13.7 Cup Holders: Minimum 2
 - 13.8 Interior / Forward / Roof Mounted Console with storage compartments
 - 13.9 Doc Bumpers: Fixed mounted to rear frame rails
 - 13.10 Slope Indicator Assembly
 - 13.11 Lanyard & Lanyard Storage Pouch
 - 13.12 Operator Manual Storage Pouch mounted in cab
 - 13.13 Extended Cab Rear Seat: Full Width Bench Seat with Storage
- 14. BOOM ATTACHMENT WITH 2 MAN, END MOUNTED, INSULATED BUCKET WITH ATTACHED ARTICULATING MATERIAL HANDLER/JIB (Altec AA55E or EQUAL).**
- 14.1 Boom Vertical Reach: Minimum 55' Ground to bottom of Platform
 - 14.2 Side Reach: Between 42' and 44'
 - 14.3 Working Height: Between 60' and 62'
 - 14.4 Extended Reach Lower Boom: Minimum 0 to 120 degrees. Must be able to position the bucket at ground level to allow operator to enter and egress from the ground.
 - 14.5 Upper Boom Articulation: Minimum 0 to 170 degrees
 - 14.6 Bucket Rotator: Minimum 90 degrees
 - 14.7 DC Pump: Secondary Stowage System (Emergency Backup)

**SPECIFICATION, JEA CLASS 213MH: TRUCK / 3T BUCKET /
MATERIAL HANDLER
UPDATED SEPTEMBER 2020**

- 14.8 Outrigger Boom Interlock
- 14.9 Fiberglass Chain Saw Holder (JEA Standard). Mounting Location TBD
- 14.10 Hydraulic Oil Cooler
- 14.11 Dual Tool Circuit with Dripless Quick Connects & Tool Selector Valve with flow & pressure to accommodate JEA Tools (Saws, Impact Wrenches & Etc.).
- 14.12 Platform Liner (JEA Standard)
- 14.13 Engine Start/Stop Switches: One located at platform and one located lower controls
- 14.14 Platform/Bucket Capacity: Between 700 and 800 lbs
- 14.15 2 Lanyard Attachment Points (Painted Blue)
- 14.16 Spring loaded platform rest with rubber pad
- 14.17 Automatic Boom Latch
- 14.18 Outriggers: Full Hydraulic Rated for Boom Capacity with alarms
- 14.19 Include Additional/Spare Bucket, Bucket Liner & Bucket Cover
- 14.20 Jib Capacities: Minimum 700 lbs Extended & 2000 lbs Retracted
- 14.21 Jib Winch Line: Minimum 75' to accommodate jib/boom rated capacities
- 14.22 Jib Articulation: -30 Degree to 90 Degree

15. UTILITY BODY & CAB GUARD (REFERENCE JEA UNIT # 50713 TO CONFIRM MOUNTING LOCATIONS / DIMENSIONS)

- 15.1 Approximately 170" Long X 94" Wide X 46" High with Secondary Bin Lock System (Accommodate Pad Locks)
- 15.2 4" Recessed Round LED Lights: 1 mounted inside/centered Utility Bed on Drivers Side, 1 mounted inside/centered on Passenger Side & 1 mounted inside/centered Step Well on Passenger Side. (Adjust location as needed to accommodate for hydraulic tank location & bin locations).
- 15.3 LED Body Compartment Rope Lighting: All Utility Bins
- 15.4 Full Cab Guard (Coated with Line X or Equal)
- 15.5 LED Flood Lights: adjustable & mounted to Top/Cab Guard facing cargo area
- 15.6 4 Polymer Outrigger Pads with Storage Compartments (Compartments Mounted Under Utility Body (2 DS & 2 PS)
- 15.7 JEA standard 5 gallon aluminum water keg holder (full circle aluminum). Include Igloo 5 gallon water keg
- 15.8 Red/White Reflective Tape: A Shaped/JEA Standard
- 15.9 Nonskid Coating: All Steps & Walking Surfaces

**SPECIFICATION, JEA CLASS 213MH: TRUCK / 3T BUCKET /
MATERIAL HANDLER
UPDATED SEPTEMBER 2020**

- 15.10 Collapsible Cone Holder (JEA Standard). Front Bumper Mounted



- 15.11 Integrated Wheel Chock Bins with Wheel Chocks
- 15.12 12' Ladder Rack (JEA Standard) mounted Topside of Drivers Side Body Compartment (Powder Coated / Steel)
- 15.13 Aluminum Rubber Goods Bin (JEA Standard) mounted inside utility bed, drivers side & accessible from rear of unit (16.5"H X 12"D X 76"L). Rear mounted door
- 15.14 Aluminum Hand Wash Tank with ball valve mounted right rear of unit under bucket entry steps
- 15.15 Bulkhead Box/Bin (56"L X 48"W X 24" High)
- 15.16 Blanket Bin: Top access with lockable lid mounted Inside Utility Bed / Passenger Side between Pedestal & Utility Body
- 15.17 24" L Tail Shelf with 3" Steel Retaining Rail (Corner Wash Out Voids) with ICC Bumper with integrated grip strut steps. No Cable Mounted Steps
- 15.18 Access Steps: Body floor & platform
- 15.19 Utility Body Bin Shelving, Hooks & Layout: Reference JEA # 50713
- 15.20 Gas Shock Door Holders in Body Compartments
- 15.21 Sprayed In Bed Liner (LINE X or Equal): Inside Bed, Inside Bed Sides & Top of Utility Body. Spray Inside floors of all Utility Bins up to 8" on Walls
- 15.22 Require recessed D-Ring Tie Downs inside / on the sides of the utility bins (3" to 4" From Top of Utility Body). (4) on the driver's side & (2) on the passenger side spaced evenly
- 15.23 Utility Body Bins & All Other Bins: Paint Interior White

16. COLOR / GRAPHICS

- 16.1 White exterior
- 16.2 Delete all vendor and manufacturer identification decals except required safety & reference identification tags, decals, data plates & placards
- 16.3 Install Vehicle Height Warning Placard with maximum height (feet/inches) in cab on the dash (driver's view) and on driver's side door (outside of vehicle, close to door handle)
- 16.4 Install decal on hitch plate next to pintle hitch to include the MAX tow capacity and MAX tongue weight

SPECIFICATION, JEA CLASS 213MH: TRUCK / 3T BUCKET / MATERIAL HANDLER UPDATED SEPTEMBER 2020

17. MANUALS, VIDEOS, KEYS & OPERATOR ORIENTATION

- 17.1 (1) set of operator manuals per unit (HARD COPY). (1) Electronic Copy maintenance, repair & parts manuals
- 17.2 Provide five (5) complete sets of keys per unit (3 FOB Keys and 2 Standard Keys for Chassis) including attachments, bins and tool boxes. Key all bins and tool boxes alike. Stamp/Engrave JEA provided 5 digit unit number on all keys.
- 17.3 (1) On-Site JEA Operator Orientation Class (Complete Unit Overview: Chassis & Attachments)
- 17.4 (1) On-Site JEA Maintenance Orientation Class (Complete Unit: Chassis & Attachments)
- 17.5 Include a paper copy Specification / Build Sheet / Drawings in all units including Key Codes


18. DRAWINGS

- 18.1 Scaled Drawings will be provided to JEA upon receipt of order. Drawings will include all interior/exterior and equipment layout details & dimensions. Final Drawings / Layout will be approved by JEA before work is started. Include one electronic copy (Flash Drive). Drawings maybe used at JEA's discretion for solicitations, request for information, reference for repairs, etc.
- 18.2 Provide weight study

19. WARRANTY

- 19.1 Minimum (2) One Year warranty on Chassis & All Attachments (Include Parts, Travel & Labor). Must include all standard manufacturer warranties.
- 19.2 Warranty period starts when units are received at JEA's fleet facility and are inspected and accepted.

20. OTHER REQUIREMENTS

- 20.1 Purchase and Install Yellow City License Plates
- 20.2 Install JEA provided decals (You may use JEA's current vendor at your expense)
- 20.3 Install JEA provided safety equipment: Purple-K fire extinguisher (5 LB), first aid kit and key safe
- 20.4 Current DOT Inspection / Certification with decal installed lower left inside corner of windshield. Include current date, current hours, next service due date and next service due hours.
- 20.5 Include a paper copy specification / build sheet in all units including key codes
- 20.6 Must include/document the VIN number, make, model, description, JEA PO # and JEA provided 5 digit unit # on all invoices
- 20.7 Awarded vendor must complete and submit the JEA provided Vehicle and Equipment Attribute Data Spreadsheet
- 20.8 Reflective roadside triangle warning/hazard kit 

**SPECIFICATION, JEA CLASS 213MH: TRUCK / 3T BUCKET /
MATERIAL HANDLER
UPDATED SEPTEMBER 2020**

NOTE: All units, attachments, products and services must meet and comply with all applicable regulations and specifications including but not limited to Federal and State Laws, OSHA Regulations, ANSI Standards, DOT Regulations and ASTM Standards. All units must be delivered to the JEA Fleet Facility with a minimum $\frac{3}{4}$ tank of fuel. Contact Thurman McGlothlin at 904-576-9382 48 hours prior to delivery. Delivery times are Monday through Friday 07:00 AM – 03:00 PM at 5717 New Kings Road Jacksonville Florida, 32209.