

**SPECIFICATION, JEA CLASS 212CV: 2 TON 4X4 STANDARD CAB UTILITY BODY 40' BUCKET TRUCK
REDUCED TO CLASS 6 CAB/CHASSIS CUT-IN TRUCK
UPDATED SEPTEMBER 2020**

1. SCOPE

It is the intent of JEA to purchase multiple 2T 4X4 Standard Cab Utility Body 40' Bucket Trucks (INTERNATIONAL CV 6500 with 22,500 GVWR Chassis/ Altec AT40G, High Ranger LT40 or Equal). All units must be tested and delivered to the JEA Fleet Facility (5717 New Kings Road Jacksonville, Florida 32209) in complete operational condition, with all required equipment and documentation by the date specified per awarded contract.

2. MODEL

New current model year production 2T 4X4 Standard Cab Utility Body 40' Bucket Trucks (INTERNATIONAL CV 6500 with 22,500 GVWR Chassis/ Altec AT40G, High Ranger LT40 or Equal). Reference: In-Service JEA units for additional details and clarification.

UTILIZE THE STRONGEST, MOST ROBUST, MAINTENANCE FREE FASTENERS/CONNECTIONS WHERE APPLICABLE TO MINIMIZE MAINTENANCE REQUIREMENTS AND MITIGATE POTENTIAL FAILURES. CONFIRM ALL FASTENERS/CONNECTIONS ARE RATED FOR THE CAPACITIES PER OUR APPLICATION.



**SPECIFICATION, JEA CLASS 212CV: 2 TON 4X4 STANDARD CAB UTILITY BODY 40' BUCKET TRUCK
REDUCED TO CLASS 6 CAB/CHASSIS CUT-IN TRUCK
UPDATED SEPTEMBER 2020**



Pictures are intended for general reference for layout, details and clarification

3. CHASSIS

- 3.1 GVWR: 22500 lbs
- 3.2 Wheel Base: Between 160" and 189"
- 3.3 Cab to Axle: Between 80" and 108"
- 3.4 Overall Height (Boom in Stowed Position): Not to exceed 128"
- 3.5 Overall Length: Not to exceed 345"

**SPECIFICATION, JEA CLASS 212CV: 2 TON 4X4 STANDARD CAB UTILITY BODY 40' BUCKET TRUCK
 REDUCED TO CLASS 6 CAB/CHASSIS CUT-IN TRUCK
 UPDATED SEPTEMBER 2020**

- 3.6 Minimum Rear Axle Clearance: 8"
- 3.7 Minimum Seating Capacity: Three (3). Include Retractable Center Console / Storage, Front Seat
- 3.8 Pay Load: To accommodate all attachments, tools, materials operator and passengers

4. ENGINE (DIESEL)

- 4.1 Horse Power: Minimum 300 HP
- 4.2 Torque: Minimum 700 LBS
- 4.3 No Automatic Idle Shutdown
- 4.4 B20 Biodiesel Capable
- 4.5 Idle Up/Remote Throttle Option

5. TRANSMISSION WITH PTO PROVISION

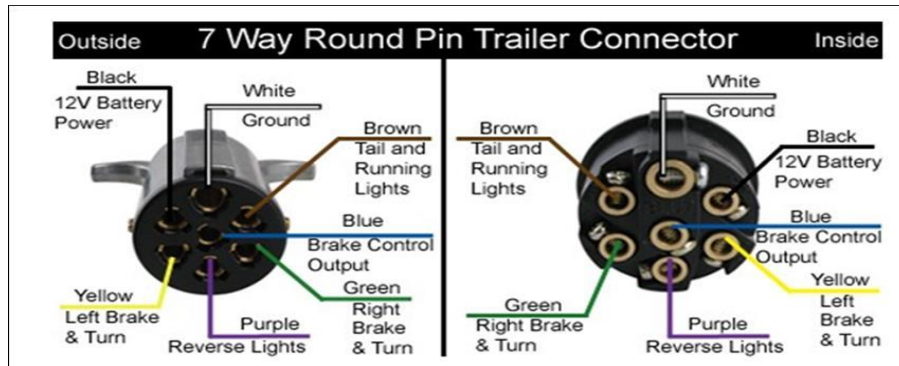
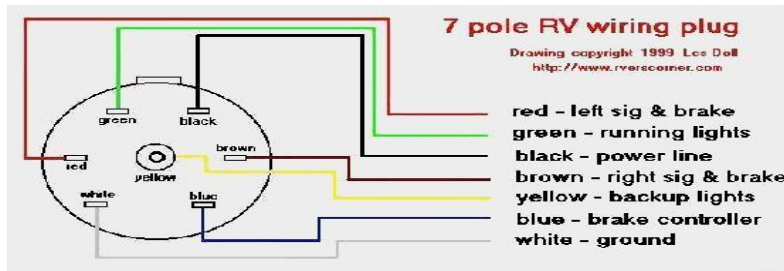
- 5.1 Six (6) or Ten (10)-Speed Automatic
- 5.2 PTO Provision

6. TOWING

- 6.1 Class-4 towing package with pintle / 2" ball combination insert (Tow Ready # 63011 and # 63057)



- 6.2 OEM 7 Pin RV Trailer Plug and 7 Pin Round Trailer Plug (JEA Standard). Both plugs are required on all units.



**SPECIFICATION, JEA CLASS 212CV: 2 TON 4X4 STANDARD CAB UTILITY BODY 40' BUCKET TRUCK
REDUCED TO CLASS 6 CAB/CHASSIS CUT-IN TRUCK
UPDATED SEPTEMBER 2020**

6.3 Minimum max loaded trailer weight (Conventional) 10,000 lbs

6.4 OEM integrated brake controller

7. DIFFERENTIALS

7.1 Limited slip or lockable

8. WHEELS

8.1 Tires: All terrain tread

8.2 Aluminum Rims: Weight Reduction

9. BRAKES

9.1 Four wheel disc brakes

9.2 Anti-Lock brake system (ABS)

10. FUEL TANK

10.1 Minimum 40 gallon useable fuel capacity

11. CHASSIS ELECTRICAL AND LIGHTING (NO SCOTCH LOCK CONNECTIONS)

NOTE: WIRE ALL LED STROBE LIGHTS TO ONE OEM UP-FITTER SWITCH IN CAB with Label. WIRE ALL UTILITY BIN and TOOL BOX LED ROPE LIGHTING TO ONE OEM UP-FITTER SWITCH IN CAB with Label.

11.1 Meters (In Cab / Dash Mounted): hour meter, mileage, engine oil pressure, engine temperature, charging system, fuel level etc.

11.2 Auxiliary Accessory Fuse Block: Purpose is to wire GPS, fuel rings, JEA Radio, DC accessory power outlets etc. Wire to waterproof resettable breaker so we can isolate from the vehicle OEM system if needed. An acceptable example is listed below including picture.

Blue Sea Systems ST Blade ATO/ATC Fuse Blocks
Style Name: 12-Circ Split w/Cover & Neg



11.3 All Cab / Chassis Lights: LED only

**SPECIFICATION, JEA CLASS 212CV: 2 TON 4X4 STANDARD CAB UTILITY BODY 40' BUCKET TRUCK
REDUCED TO CLASS 6 CAB/CHASSIS CUT-IN TRUCK
UPDATED SEPTEMBER 2020**

- 11.4 LED Strobe Light System: Six point recessed with amber light
- 11.5 DC Accessory Power Outlets: One additional DC power outlets in cab for accessories with spring loaded cover. See example below: NAPA Part # BK 7821773 or equal. Wire to the Auxiliary Accessory Fuse BLOCK.



- 11.6 Power Package: Power windows, locks, mirrors (Heated), cruise control and tilt wheel
- 11.7 Factory installed air conditioner and heater
- 11.8 Collision mitigation/warning system with active braking (engage service brakes), lane departure warning system, back up sensors and backup alarm. System must not affect the safety or operation of the vehicle while staging or operating attachments.
- 11.9 OEM AM/FM Stereo with auxiliary input, backup camera, and Bluetooth hands free. Units must meet FMVSS111 Requirements.
- 11.10 Remote Controlled Spot Light: Model # 20074, Radioray LED or equivalent. No exposed wires. Location TBD
- 11.11 LED Bin Lighting: All utility bins and tool boxes.
- 11.12 LED Area/Ground Lighting: Drivers side, passenger's side and rear of vehicle
- 11.13 OEM UP-FITTER Switches
- 11.14 Recessed LED Lights (4): 3 mounted inside Utility Body/Cargo Area and 1 mounted Tail Shelf Entry Step
- 11.15 LED Spot Lights: Recessed/Mounted in rear light rail
- 11.16 Power Inverter: 2400W Pure Sine Wave Inverter with two GFCI Outlets. Mount Inverter in right front utility bin. Mount 1 GFCI Outlet right rear of utility body.
- 11.17 Directional LED Light Bar: Approximately 54" Wide and mounted to the Tail Shelf. Mount Controller in cab



- 11.18 LED Spot Light: Mounted drivers side pillar
- 11.19 LED Go Light (Remote Controlled): Hard mounted (Location TBD)

**SPECIFICATION, JEA CLASS 212CV: 2 TON 4X4 STANDARD CAB UTILITY BODY 40' BUCKET TRUCK
REDUCED TO CLASS 6 CAB/CHASSIS CUT-IN TRUCK
UPDATED SEPTEMBER 2020**

12. ADDITIONAL REQUIRED EQUIPMENT

- 12.1 Spray In Bed Liner: utility bed including sides, tail shelf and inside all tool boxes / bins (LINE X or equal).
- 12.2 OEM Cab Steps: Driver and passenger side
- 12.3 Collapsible Cone Holder (JEA Standard / Template): Mounted centered / front bumper



- 12.4 BACK RACK Headache Rack Model with expanded metal and BACK RACK or equivalent. See JEA in-service units for general detail.
- 12.5 Seat Belts: Fluorescent Green



- 12.6 Front bumper
 - 12.7 Tow/Recovery Hooks: Front & Rear
 - 12.8 Window Tint: driver, passenger & rear windows (Max Legal in FL)
 - 12.9 Cup Holders: Minimum 2
 - 12.10 Interior / Forward / Roof Mounted Console with storage compartments
 - 12.11 Slope Indicator Assembly
 - 12.12 Lanyard & Lanyard Storage Pouch
 - 12.13 Operator Manual Storage Pouch
- 13. BOOM ATTACHMENT / INSULATED TELESCOPIC ARTICULATION AERIAL DEVICE. NO OUTRIGGERS**
- 13.1 Platform Bucket with INSULATED Liner (400 LBS Capacity): End Mounted 24" X 30" X 42".
 - 13.2 Rotation: Continuous
 - 13.3 Platform Rotator: 180 Degrees Rotation
 - 13.4 Auxiliary Power / Let Down System

**SPECIFICATION, JEA CLASS 212CV: 2 TON 4X4 STANDARD CAB UTILITY BODY 40' BUCKET TRUCK
REDUCED TO CLASS 6 CAB/CHASSIS CUT-IN TRUCK
UPDATED SEPTEMBER 2020**

- 13.5 Working Height: Minimum 45'
- 13.6 Tool Circuit at Platform
- 13.7 Upper Boom Articulation: Between -25 Degrees and +75 Degrees or greater. Must be able to position the bucket at ground level to allow operator to enter and egress from the ground.
- 13.8 Engine Start / Stop: Platform and Lower Controls
- 13.9 Hydraulic Platform Leveling System
- 13.10 Single Handle Upper Control: 4 Function with dielectric protection
 - Control handler must be composite non-conductive material)
 - Fiber optic controls (required, if available)
- 13.11 Boom/Bucket: Category C Rating per ANSI A92.2
- 13.12 Hydraulic System: Open Center
- 13.13 Emergency Lowering Valve: Platform
- 13.14 Platform Cover: One
- 13.15 Platform Leveling: At UPPER and LOWER Controls
- 13.16 Hydraulic Boom Extension – must be dielectric protected in extended and retracted operating positions
- 13.17 Side Reach: Between 26.6 Feet and 29.7 Feet
- 13.18 Include (1) Harness and (1) Lanyard
- 13.19 Minimum 1 Lanyard Attachment Point (Painted Blue)
- 13.20 Torsion Bar Stabilizers: Rated for Boom Attachment (“NO OUTRIGGERS”)
- 13.21 Padded Boom Rest

14. UTILITY BODY

- 14.1 Approximately 132” Long X 46” High X 94” Wide with Secondary Bin Lock System (Accommodate Pad Locks)
- 14.2 Red/White Reflective Tape: Rear of Body and A Shaped/JEA Standard (CHEVRON)
- 14.3 Nonskid Coating: All Steps & Walking Surfaces
- 14.4 Collapsible Cone Holder (JEA Standard). Front Bumper Mounted



**SPECIFICATION, JEA CLASS 212CV: 2 TON 4X4 STANDARD CAB UTILITY BODY 40' BUCKET TRUCK
REDUCED TO CLASS 6 CAB/CHASSIS CUT-IN TRUCK
UPDATED SEPTEMBER 2020**

- 14.5 JEA standard 5 gallon aluminum water keg holder (full circle aluminum). Include Igloo 5 gallon water keg.
- 14.6 Integrated Wheel Chock Bins with Wheel Chocks
- 14.7 Aluminum Ladder Bin/Weatherproof with Lockable Rear Access Door: 134"L x 25"H X 7-3/4"W mounted driver's side inside bed
- 14.8 Aluminum Hand Wash Tank with Ball Valve: Mounted right rear of unit (5 Gallon Capacity)
- 14.9 Access Steps, 26"W: Curbside integrated with Tail Shelf
- 14.10 Utility Body Bin Shelving, Hooks & Layout: Reference JEA # 6330
- 14.11 Gas Shock Door Holders on all Body Compartment Doors
- 14.12 Sprayed In Bed Liner (LINE X or Equal): Inside Bed, Inside Bed Sides & Top of Utility Body. Spray Inside floors of all Utility Bins up to 8" on Walls.
- 14.13 Require recessed D-Ring Tie Downs inside / on the sides of the utility bins (3" to 4" From Top of Utility Body). (3) On the driver's side & (2) on the passenger side spaced evenly.
- 14.14 Utility Body Bins & All Other Bins: Paint Interior White
- 14.15 Possum Belly Bin with drop down door and Slam Latch: 120" Stop
- 14.16 Rubber fender flares: Rear wheels
- 14.17 Utility Bins:
 - StreetSide**
 - 1st Vertical - 30"W X 46"H X 18"D
 - 2ND Vertical - 24"W X 46"H X 18"D
 - Horizontal - 54"W X 24"H X 16"D
 - Rear Vertical - 24"W X 46"H X 18"D
 - Hot Stick Shelf – 132" Long with rear dropdown door (2 Brackets)
 - Curbside**
 - 1st Open to Sub Frame - 54"L X 8"H X 18"D (Basket)
 - Horizontal - 54"W X 24"H X 18"D
 - Rear Vertical - 24"W X 46"H X 18"D
- 14.18 Tail Shelf: 30"L X 94"W X 6"H (3" Lip around perimeter). Curbside Access
- 14.19 Reel Stands (2 count): Mount behind cab/under boom with payout to the side. Mount 4-Way Roller Assembly on top of the utility body compartment.
 - Primary Reel: 31" Wide X 42" Diameter, 900 lbs.
 - Secondary Reel: 31" Wide X 42" Diameter, 700 lbs.

15. COLOR/GRAPHICS

- 15.1 White exterior

**SPECIFICATION, JEA CLASS 212CV: 2 TON 4X4 STANDARD CAB UTILITY BODY 40' BUCKET TRUCK
REDUCED TO CLASS 6 CAB/CHASSIS CUT-IN TRUCK**

UPDATED SEPTEMBER 2020

- 15.2 Delete all vendor and manufacturer identification decals except required safety & reference identification tags, decals, data plates & placards
- 15.3 Install Vehicle Height Warning Placard with maximum height (feet/inches) in cab on the dash (driver's view) and on driver's side door (outside of vehicle, close to door handle)
- 15.4 Install decal on hitch plate next to pintle hitch to include the MAX tow capacity and MAX tongue weight

16. MANUALS, VIDEOS, KEYS & OPERATOR ORIENTATION

- 16.1 (1) set of operator manuals per unit (HARD COPY). (1) Electronic Copy maintenance, repair & parts manuals
- 16.2 Provide five (5) complete sets of keys per unit (3 FOB Keys and 2 Standard Keys for Chassis) including attachments, bins and tool boxes. Key all bins and tool boxes alike. Stamp/Engrave JEA provided 5 digit unit number on all keys.
- 16.3 One (1) on-site JEA Operator Orientation Class (Complete Unit: Chassis and Attachments)
- 16.4 One (1) on-site JEA Maintenance Orientation Class (Complete Unit: Chassis and Attachments)
- 16.5 Include a paper copy Specification / Build Sheet / Drawings in all units including Key Codes

17. DRAWINGS

- 17.1 Scaled Drawings will be provided to JEA upon receipt of order. Drawings will include all interior/exterior and equipment layout details & dimensions. Final Drawings / Layout will be approved by JEA before work is started. Include one electronic copy (Flash Drive). Drawings maybe used at JEA's discretion for solicitations, request for information, reference for repairs, etc.
- 17.2 Provide weight study


18. WARRANTY

- 18.1 Minimum 3 Year / 36,000 Mile Cab/Chassis. Must include all standard manufacturer warranties.
- 18.2 Minimum 2 Year Attachment Warranties (Boom and Utility Body). Must include all standard manufacturer warranties.
- 18.3 Warranty period starts when units are received at JEA's fleet facility and are inspected and accepted.

19. OTHER REQUIREMENTS

- 19.1 Purchase and Install Yellow City License Plates
- 19.2 Install JEA provided decals (You may use JEA's current vendor at your expense)
- 19.3 Install JEA provided safety equipment: Purple-K fire extinguisher (5 LB), first aid kit and key safe
- 19.4 Current DOT Inspection / Certification with decal installed lower left inside corner of windshield. Include current date, current hours, next service due date and next service due hours.
- 19.5 Include a paper copy specification / build sheet in all units including key codes

**SPECIFICATION, JEA CLASS 212CV: 2 TON 4X4 STANDARD CAB UTILITY BODY 40' BUCKET TRUCK
REDUCED TO CLASS 6 CAB/CHASSIS CUT-IN TRUCK
UPDATED SEPTEMBER 2020**

- 19.6 Must include/document the VIN number, make, model, description, JEA PO # and JEA provided 5 digit unit # on all invoices
- 19.7 Awarded vendor must complete and submit the JEA provided Vehicle and Equipment Attribute Data Spreadsheet
- 19.8 Reflective roadside triangle warning/hazard kit 

NOTE: All units, attachments, products and services must meet and comply with all applicable regulations and specifications including but not limited to Federal and State Laws, OSHA Regulations, ANSI Standards, DOT Regulations and ASTM Standards. All units must be delivered to the JEA Fleet Facility with a minimum $\frac{3}{4}$ tank of fuel. Contact Thurman McGlothlin at 904-576-9382 48 hours prior to delivery. Delivery times are Monday through Friday 07:00 AM – 03:00 PM at 5717 New Kings Road Jacksonville Florida, 32209.