

SPECIFICATION, JEA CLASS 133: Truck 3T CARGO REEL FLAT BED
UPDATED SEPTEMBER 2020

1. SCOPE

It is the intent of the JEA to purchase multiple 3T 4X2 CARGO REEL FLATBED TRUCKS with 35,500 LB GVWR. All units must be tested and delivered to the JEA Fleet Facility (5717 New Kings Road Jacksonville, Florida 32209) in complete operational condition, with all required equipment and documentation by the date specified per awarded contract.

2. MODEL

New current model year production Class-8 Cab / Chassis (Freightliner M2106 or Equal) with Custom Built Flatbed/Cargo Reel Bed (Complete/Turn Key). Reference: JEA Unit # 50053 and drawings for general layout/design details and clarification.

UTILIZE THE STRONGEST, MOST ROBUST, MAINTENANCE FREE FASTENERS/CONNECTIONS WHERE APPLICABLE TO MINIMIZE MAINTENANCE REQUIREMENTS AND MITIGATE POTENTIAL FAILURES. CONFIRM ALL FASTENERS/CONNECTIONS ARE RATED FOR THE CAPACITIES PER OUR APPLICATION.



3. CAB / CHASSIS (CLASS-8)

3.1 Class-8 Single Axle Cab/Chassis (35,500 LB GVWR)

SPECIFICATION, JEA CLASS 133: Truck 3T CARGO REEL FLAT BED
UPDATED SEPTEMBER 2020

- 3.2 Cab to Axle: Between 176" and 180"
- 3.3 Wheel Base: Between 242" and 246"
- 3.4 Overall Height: From level ground to highest point on vehicle not to exceed 132"
- 3.5 Overall Length: Not to exceed 426"
- 3.6 Overall Width: Not to exceed 102"
- 3.7 Max Speed: 70 MPH

4. ENGINE (REQUIRE CUMMINS ISL9 DUE TO RELIABILITY / DURABILITY)

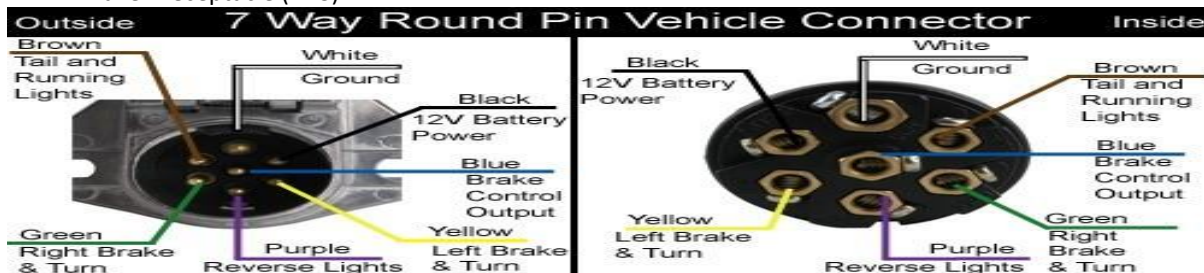
- 4.1 Horse Power: Minimum 330 HP
- 4.2 Torque Range: Minimum 750 lbs to 1100 lbs
- 4.3 No Automatic Idle Shutdown
- 4.4 Block Heater
- 4.5 Engine warning and shut down system
- 4.6 B20 Biodiesel Capable, if available
- 4.7 Idle Up/ Remote Throttle Option

5. TRANSMISSION

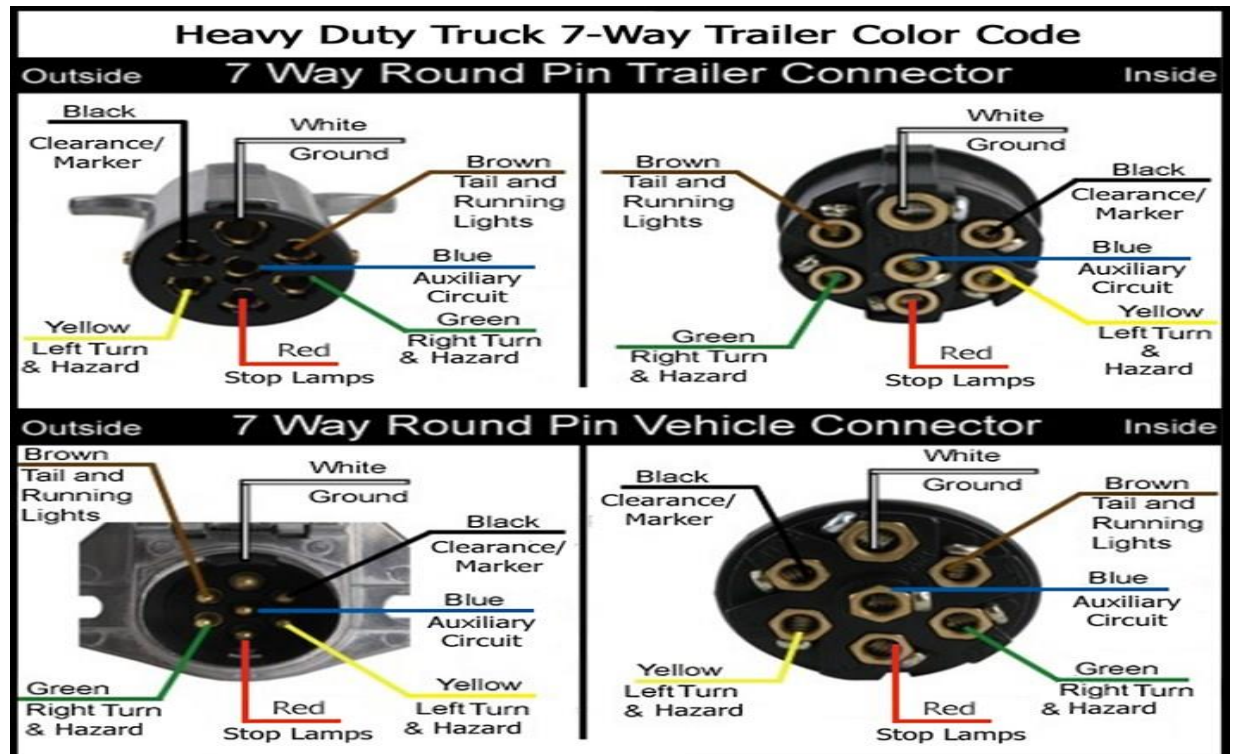
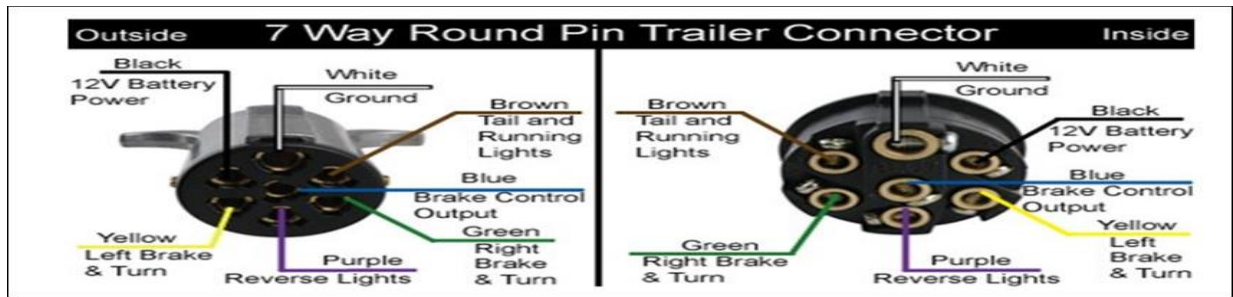
- 5.1 Allison RDS 3500
- 5.2 PTO Provision

6. TOWING

- 6.1 Tow Package / Pintle Hook: Heavy Duty 25 Ton Swivel Off Road and Safety Chain D-Rings. D-Rings even with hitch.
- 6.2 Tractor Protection Valve along with all air lines/plumbing, collapsible glad hands and trailer hand valve
- 6.3 Tow Package trailer receptacles (2 Receptacles): 7 Pin Round Trailer Receptacle and 7 Pin Round Heavy Duty Truck Trailer Receptacle (ABS)



SPECIFICATION, JEA CLASS 133: Truck 3T CARGO REEL FLAT BED
UPDATED SEPTEMBER 2020



7. REAR AXLES & TIRES (AIR RIDE)

- 7.1 Air Ride / 21,000 lbs with manual dump valve (Requiring Hendrickson Air Ride Suspension Systems rated for the capacity and application)
- 7.2 Side-to-Side Differential Lock
- 7.3 Dual Rear Wheels
- 7.4 Rear: 12R 22.5 to accommodate GVWR and GCVWR, All Terrain Tread
- 7.5 Aluminum Rims: Weight reduction

8. FRONT AXLE & TIRES (RATED FOR GVWR)

- 8.1 14,600 lbs with Oil Bathed Bearing/Hubs.
- 8.2 Front: 12R 22.5 rated for GVWR and GCVWR, All Terrain Tread
- 8.3 Aluminum Rims: Weight reduction

SPECIFICATION, JEA CLASS 133: Truck 3T CARGO REEL FLAT BED
UPDATED SEPTEMBER 2020

9. BRAKES (AIR DISC BRAKES)

- 9.1 Air Disc Brakes with Shields: Front and Rear Axles
- 9.2 Anti-lock braking system
- 9.3 Automatic drain valves
- 9.4 Air Dryer
- 9.5 Low air pressure warning system

10. COOLING SYSTEM

- 10.1 Heavy duty extra cooling capacity, largest available from manufacturer

11. FUEL TANK AND DEF TANK

- 11.1 Capacity: Minimum 80 gallons useable fuel capacity
- 11.2 Capacity: Minimum 10 gallons diesel exhaust fluid capacity

12. CHASSIS ELECTRICAL AND LIGHTING (NO SCOTCH LOCK CONNECTIONS)

NOTE: WIRE ALL LED STROBE LIGHTS TO ONE OEM UP-FITTER SWITCH IN CAB WITH LABEL. WIRE TOOL BIN LED ROPE LIGHTING TO ONE OEM UP-FITTER SWITCH IN CAB WITH LABEL. WIRE ALL AREA LIGHTS TO ONE UP-FITTER SWITCH.

- 12.1 Meters: Engine hour meter, PTO hour meter, transmission temperature, engine oil pressure, engine temperature, charging system, fuel level, air pressure and diesel exhaust fluid level (In Cab / Dash Mounted).
- 12.2 OEM Up-Fitter Switches/Upper Console: For wiring strobe lights, area lights & etc.
- 12.3 Auxiliary Accessory Fuse Block: Purpose is to wire GPS, fuel rings, JEA Radio, DC accessory power outlets etc. Wire to waterproof resettable breaker so we can isolate from the vehicle OEM system if needed. An acceptable example is listed below including picture.

Blue Sea Systems ST Blade ATO/ATC Fuse Blocks
Style Name: 12-Circ Split w/Cover & Neg



SPECIFICATION, JEA CLASS 133: Truck 3T CARGO REEL FLAT BED
UPDATED SEPTEMBER 2020

- 12.4 Master Switch With Lockout/Tagout: In Cab, (Mitigate Dead Batteries Due To GPS & Etc.) Example: TR Series Dual Pole Master Disconnect Switch (500A • DPST • IP67/IP69k • Integrated Lockout Tagout)



- 12.5 All Cab / Chassis Lights: LED only
- 12.6 LED Strobe Lights (6 COUNT): 4 Corner Mounted LED Strobe lights & 2 Recessed Amber LED Strobe Lights (3" or 4" Round) mounted one on each side of the body/centered
- 12.7 Auxiliary Battery Jump Ports: Insulated remote posts protected and mounted driver side underneath cab body / close to batteries. (Do not mount over fuel tank!).



- 12.8 DC Accessory Power Outlets: One additional DC power outlets in cab for accessories with spring loaded cover. See example below: NAPA Part # BK 7821773 or equal. Wire to the Auxiliary Accessory Fuse BLOCK



- 12.9 LED Post Mounted Spot Light, Driver Side
- 12.10 Power Package: Power Windows, Locks, Mirrors (Heated), Cruise Control & Tilt Wheel
- 12.11 Factory installed air conditioner and heater
- 12.12 Collision mitigation/warning system with active braking (engage service brakes), lane departure warning system, back up sensors and backup alarm. System must not affect the safety or operation of the vehicle while staging or operating attachments.
- 12.13 OEM AM / FM Stereo with auxiliary input, backup camera (7" or 8" color monitor), and Bluetooth hands free
- 12.14 LED Area Lights: Under driver steps, passenger steps and rear bumper
- 12.15 Mirror mounted LED Strobe Lights (PS & DS) with Guards

13. ADDITIONAL REQUIRED EQUIPMENT

- 13.1 Front Bumper
- 13.2 Air Ride Drivers Seats with Collapsible Armrest and 2 Place Passenger Seat (70/30 Seat)

SPECIFICATION, JEA CLASS 133: Truck 3T CARGO REEL FLAT BED
UPDATED SEPTEMBER 2020

13.3 Seat Belts: Fluorescent Green



13.4 Tow/Recovery Hooks: Front and rear

13.5 (2) Two fender/hood mounted mirrors (Passenger & Drivers Side for Blind Spots)

13.6 Window Tint: driver, passenger & rear windows (Max Legal in FL)

13.7 Cup Holders: Minimum 2

13.8 Interior / Forward / Roof Mounted Console with storage compartments

14. CARGO REEL/FLATBED BODY WITH INTEGRATED REEL CARRIERS AND MATERIAL BINS

14.1 Bed Length: 198"

14.2 Bed Width: 102"

14.3 Cab Guard: 45"

14.4 Integrated Step Wells with Drop Down Lower Step: 1 Right Front and 1 Right Rear

14.5 Paint/Coating: Industrial Grade / White

14.6 Nonskid / Bed Liner: All Flat Bed Surfaces including Cab Guard

14.7 4" LED Cargo Lights: Install in front Bulkhead facing cargo area evenly spaced

14.8 Combination LED Hybrid Series LED Round Stop/Tail/Rear Turn and Backup Lights: Model Number: M85415R or Equal along with 4" Round Recessed Amber LED Strobe Lights (Driver Side Rear & Passenger Side Rear)



14.9 LED Beacon Lights: Top of Cab Guard (1 Left Front Corner of Cab Guard & 1 Right Front Corner of Cab Guard)

14.10 Adjustable LED Cargo Lights: Four (1 mounted in the inside outer upper corners of the A-Frames facing reels). See Drawings.

14.11 LED Bin Lighting: Mount upper inside area above the doors to maximize lighting and mitigate damage

SPECIFICATION, JEA CLASS 133: Truck 3T CARGO REEL FLAT BED

UPDATED SEPTEMBER 2020

- 14.12 Personnel Equipment Bin: Driver Side between Cab Guard & A-Frames (Size: 24" Wide X 20" Deep X 40" Tall). Adjust size to accommodate wire reel if needed.
- 14.13 Reel Carrier/A-Frames Weight Data: Total Weight = 2,738 Pounds (3 Wire Reels)
- # 2AAAC: 1,528 Pounds Carried on Front A-Frame Bar / Driver Side
 - 1/0 TRI-PLEX: 606 Pounds Carried on Front A-Frame Bar / Passenger Side
 - 2/0 PAP: 604 Pounds Carried on Rear A-Frame Bar
- 14.14 Reel Carrier Bars with Collars: Three per unit. Two for front carrier and one full length for rear carrier. See existing unit for design/dimensions. Weld JEA provided 5 digit unit number on all bar collars.
- 14.15 Integrated Material Bins: Located below bed on passenger and driver sides. See drawings and JEA Unit for dimensions/layout.
- 14.16 Collapsible Cone Holder (JEA Standard). Front Bumper Mounted



15. COLOR / GRAPHICS

- 15.1 White exterior
- 15.2 Delete all vendor and manufacturer identification decals except required safety & reference identification tags, decals, data plates & placards
- 15.3 Install Vehicle Height Warning Placard with maximum height (feet/inches) in cab on the dash (driver's view) and on driver's side door (outside of vehicle, close to door handle)
- 15.4 Install decal on hitch plate next to pintle hitch to include the MAX tow capacity and MAX tongue weight

16. MANUALS, VIDEOS, KEYS & OPERATOR ORIENTATION

- 16.1 (1) set of operator manuals per unit (HARD COPY). (1) Electronic Copy maintenance, repair & parts manuals
- 16.2 Provide five (5) complete sets of keys per unit (3 FOB Keys and 2 Standard Keys for Chassis) including attachments, bins and tool boxes. Key all bins and tool boxes alike. Stamp/Engrave JEA provided 5 digit unit number on all keys.
- 16.3 (1) On-Site JEA Operator Orientation Class (Complete Unit Overview: Chassis & Attachments)
- 16.4 (1) On-Site JEA Maintenance Orientation Class (Complete Unit: Chassis & Attachments)
- 16.5 Include a paper copy Specification / Build Sheet / Drawings in all units including key codes

17. DRAWINGS


- 17.1 Scaled Drawings will be provided to JEA upon receipt of order. Drawings will include all interior/exterior and equipment layout details & dimensions. Final Drawings / Layout will be approved by JEA before work is started. Include one electronic copy (Flash Drive). Drawings may be used at JEA's discretion for solicitations, request for information, reference for repairs, etc.
- 17.2 Provide weight study

SPECIFICATION, JEA CLASS 133: Truck 3T CARGO REEL FLAT BED
UPDATED SEPTEMBER 2020

18. WARRANTY

- 18.1 Minimum (2) One Year warranty on Chassis & All Attachments (Include Parts, Travel & Labor). Must include all standard manufacturer warranties.
- 18.2 Warranty period starts when units are received at JEA's fleet facility and are inspected and accepted.

19. OTHER REQUIREMENTS

- 19.1 Purchase and Install Yellow City License Plates
- 19.2 Install JEA provided decals (You may use JEA's current vendor at your expense)
- 19.3 Install JEA provided safety equipment: Purple-K fire extinguisher (5 LB), first aid kit and key safe
- 19.4 Current DOT Inspection / Certification with decal installed lower left inside corner of windshield. Include current date, current hours, next service due date and next service due hours.
- 19.5 Include a paper copy specification / build sheet in all units including key codes
- 19.6 Must include/document the VIN number, make, model, description, JEA PO # and JEA provided 5 digit unit # on all invoices
- 19.7 Awarded vendor must complete and submit the JEA provided Vehicle and Equipment Attribute Data Spreadsheet
- 19.8 Reflective roadside triangle warning/hazard kit 

NOTE: All units, attachments, products and services must meet and comply with all applicable regulations and specifications including but not limited to Federal and State Laws, OSHA Regulations, ANSI Standards, DOT Regulations and ASTM Standards. All units must be delivered to the JEA Fleet Facility with a minimum $\frac{3}{4}$ tank of fuel. Contact Thurman McGlothlin at 904-576-9382 48 hours prior to delivery. Delivery times are Monday through Friday 07:00 AM – 03:00 PM at 5717 New Kings Road Jacksonville Florida, 32209.