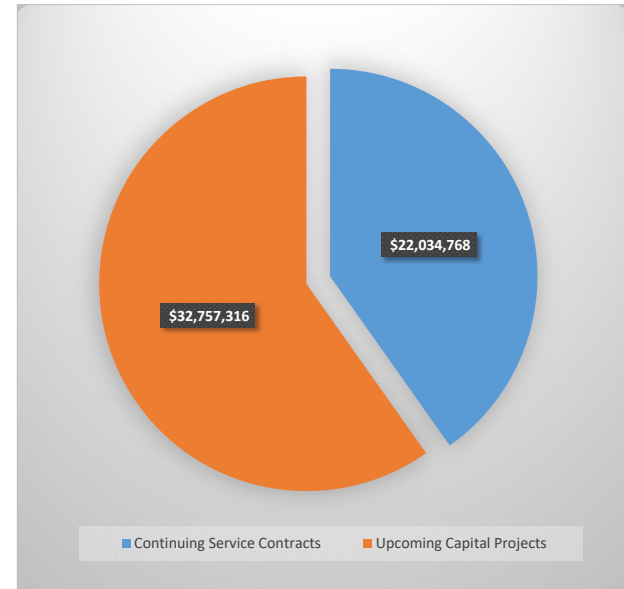




Energy  
FY 2020

Continuing Service Contracts	Vendor	Annual Contract Value	Contract Start	Contract Expires	JSEB Opportunity
Colectric Circuit Breaker Subst. Construction	HITACHI T&D SOLUTIONS, INC	\$ 671,262	11/15/2014	9/30/2019	0%
Underg. Dist. Construction	HENKELS & MCCOY INC	\$ 5,253,648	10/1/2015	9/30/2019	3%
Overh. Dist. Construction	HENKELS & MCCOY INC	\$ 6,005,561	10/1/2016	9/30/2019	3%
Parts & Repairs, gas turb. NGS	GENERAL ELECTRIC INTERNATIONAL	\$ 459,930	10/15/2007	9/30/2019	0%
Industrial & Laboratory Gases	AIRGAS USA LLC	\$ 386,969	11/6/2015	11/11/2019	0%
Matting Systems Rental	MABEY, INC.	\$ 206,242	12/1/2015	11/30/2019	0%
Hydrographic Surveys	ARC SURVEYING & MAPPING INC	\$ 34,220	12/3/2015	11/30/2019	0%
Emissions Monitoring System Calibration	LIQUID TECHNOLOGY CORP	\$ 69,720	12/20/2016	12/19/2019	0%
Calibration Gases	AIRGAS USA LLC	\$ 126,910	8/8/2017	12/19/2019	0%
Turbine Repair Services	MECHANICAL DYNAMICS & ANALYSIS LTD	\$ 4,233,304	6/7/2012	12/31/2019	0%
Vegetation Management	THE DAVEY TREE EXPERT COMPANY	\$ 1,292,783	1/10/2019	1/9/2020	0%
Temp Staffing - Electricians	WHITE ELECTRICAL CONSTRUCTION CO	\$ 140,049	1/26/2017	1/25/2020	0%
Combined Heat & Power, Dist Gen Eng Svcs	BURNS & MCDONNELL ENGINEERING CO, INC.	\$ 122,643	1/29/2016	2/12/2020	0%
Industrial Hygiene Consulting & Testing Services	GLE ASSOCIATES INC	\$ 64,479	2/16/2015	2/15/2020	0%
Elect Dist. - Continuing Services	POWER ENGINEERS INC	\$ 100,093	2/24/2017	2/23/2020	10%
Transf Oil Testing Services - OUC Piggyback	DOBLE ENGINEERING COMPANY	\$ 100,186	3/1/2017	2/29/2020	0%
Elect Dist. - Continuing Services	HADDAD ENGINEERING INC	\$ 666,667	3/1/2017	3/1/2020	0%
Elect Dist. - Continuing Services	GRAEF	\$ 233,333	3/1/2017	3/1/2020	10%
Autom., Prot., and Control Engineering Services	LEIDOS ENGINEERING LLC (FKA SEE&I)	\$ 579,119	7/1/2017	6/6/2020	0%
Autom., Prot., and Control Engineering Services	POWER ENGINEERS INC	\$ 529,171	7/1/2017	6/30/2020	0%
Autom., Prot., and Control Engineering Services	BLACK & VEATCH CORPORATION	\$ 476,482	7/1/2017	6/30/2020	0%
Specialty Chemicals - Proprietary	APPLIED SPECIALTIES INC	\$ 282,000	8/1/2015	7/31/2020	0%
<b>Total</b>		<b>\$ 22,034,768</b>			

Procurement Contacts		
Name	Title	Email
Lisa Pleasants	Procurement Category Manager	<a href="mailto:pleall@jea.com">pleall@jea.com</a>
Rodney Lovgren	Senior Purchasing Agent	<a href="mailto:lovgrd@jea.com">lovgrd@jea.com</a>
Elizabeth Moore	Purchasing Agent	<a href="mailto:moorea@jea.com">moorea@jea.com</a>
Lynn Rix	Purchasing Assistant	<a href="mailto:rixlw@jea.com">rixlw@jea.com</a>



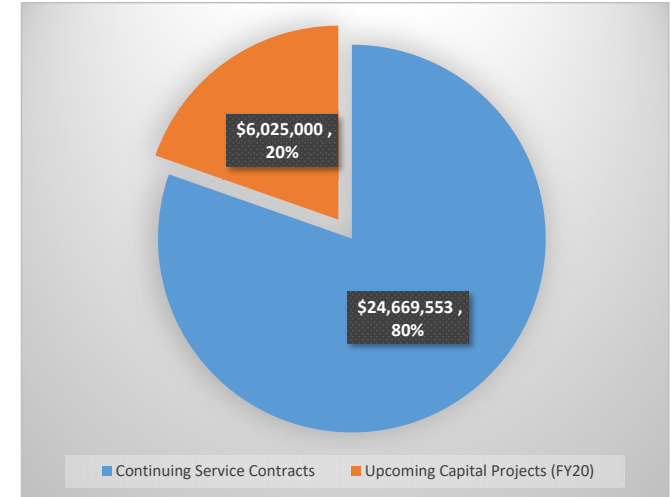
Upcoming Capital Projects	FY20 Estimated Budget	JSEB Opportunity
Nocatee 230/26 kV Substation	\$ 9,675,000	5-10%
Bartram 298 Feeder Extension in Transmission ROW from Bartram Sub to Bartram Park Blvd	\$ 371,969	0%
4kV Conversion: Fairfax & 21st & Hubbard	\$ 781,464	0%
Kennedy Substation Control Cable and Protection System Replacement	\$ 735,000	5-10%
Transmission Capacitor Bank Controls Replacement	\$ 306,000	0%
Transmission Outdoor Circuit Breaker Replacement (Construction)	\$ 204,000	0%
69 kV - Circuit 679 UG Cable Reconductor	\$ 1,100,000	0%
Byproduct Storage Area II	\$ 5,800,000	5-10%
Limestone Utilization Improvement	\$ 3,619,883	0%
230 kV Circuit Breaker Replacements	\$ 600,000	0%
Southside GIS 6C2 Capacitor Bank Replacement	\$ 75,000	0%
Transmission Circuit 677, 838, 830 - Structures Replacement	\$ 874,000	0%
Transmission Potential Devise (Instrument Transformers)	\$ 112,500	0%
Transmission Circuit 832, 835, 836 and 839 Galvanized Steel Pole Replacement	\$ 742,500	0%
GEC Combined Cycle	\$ 500,000	5%
KGS Control Room Upgrade	\$ 450,000	0%
NGS Circulating Water Piping Replacement	\$ 1,200,000	<5%
NGS CFB Simulator	\$ 600,000	0%
N02 Cyclone Crossover Expansion Joint Replacement	\$ 60,000	0%
N03 Feedwater Heater Level Instrument Upgrade	\$ 100,000	0%
N03 River Water Booster Pump Replacement	\$ 500,000	0%
N33, N34, N35, N36 Electrical Equipment Upgrades	\$ 100,000	0%
BBGS - B50 HRSG Personnel Elevators	\$ 900,000	0%
BBGS - B52, B53 HRSG Transition Duct Liner	\$ 1,150,000	0%
KGS - B50, G60 & K30 Plant Alarm and PA System	\$ 200,000	0%
BBGS - B52, B53 AGP Upgrade - Spare Parts	\$ 2,000,000	0%
<b>Total</b>	<b>\$ 32,757,316</b>	



Continuing Service Contracts	Vendor	Annual Contract Value	Contract Start	Contract Expires	JSEB Opportunity
Janitorial Services	Trusted Hand	\$320,000.00	6/15/2017	6/30/2020	100%
Heath Insurance	Florida Blue	\$ 22,996,045	1/1/2018	12/21/2019	0%
Pre Employment Testing	PSI	\$ 242,438	3/1/2016	2/28/2020	0%
Executive Search Services		\$320,000.00 \$ 100,000	3/24/2017	3/24/2020	0%
Automatic Transfer Switches	Asco Power Services	\$ 128,190	4/16/2019	4/15/2020	0%
Light Bulbs and Ballasts	Lamp Sales	\$ 100,000	5/3/2017	5/2/2020	0%
Consulting - Pension Investment	Morgan Stanley Smith Barney LLC	\$ 37,200	6/1/2015	6/1/2020	0%
Banking	Wells Fargo	\$ 261,564	7/1/2015	7/1/2020	0%
State Government Relations Consulting	Gray Robinson PA	\$ 51,992	8/17/2018	8/17/2020	0%
State Government Relations Consulting	Hopping Green Sams& Smith	\$ 48,500	8/17/2018	8/17/2020	0%
Financial Services	Public Financial	\$ 152,267	7/22/2007	8/31/2020	0%
First Aid Kit Services	Cintas	\$ 60,000	11/9/2015	11/8/2020	0%
Fuel Tank Cleaning	Petroleum Recovery Services	\$ 171,359	12/1/2015	11/30/2019	0%
		<b>Total \$ 24,669,553</b>			

Procurement Contacts		
Name	Title	Email
Chrissy Nunziato	Procurement Category Manager	<a href="mailto:nunzct@jea.com">nunzct@jea.com</a>
Elaine Selders	Senior Purchasing Agent	<a href="mailto:seldel@jea.com">seldel@jea.com</a>
Sherea Harper	Purchasing Agent	<a href="mailto:harpsb@jea.com">harpsb@jea.com</a>
Jason Behr	Purchasing Assistant	<a href="mailto:behriv@jea.com">behriv@jea.com</a>

Upcoming Capital Projects for Facilities	Category	FY20 Estimated Budget	JSEB Opportunity
CWSC Service Center Drainage and Parking	Construction	\$462,000.00	10%
WSSC Administrative and Warehouse Space	Design	\$2,627,000.00	1%
SSSC HVAC Safety Restroom and Door Upgrades	Design	\$200,000.00	10%
Buckman Administration Building	Construction	\$913,000.00	10%
CWSC Interior and Roof Upgrades	Design	\$393,000.00	5%
Training Center	Design	\$1,000,000.00	1%
DII WRF New Warehouse	Design	\$165,000.00	5%
Main Street Lab Emergency Generator Project	Design	\$50,000.00	10%
EV Charging Base Infrastructure - Electric Sites	Engineering	\$165,000.00	10%
EV Charging Base Infrastructure - Water Sites	Engineering	\$50,000.00	10%
		<b>Total \$ 6,025,000</b>	

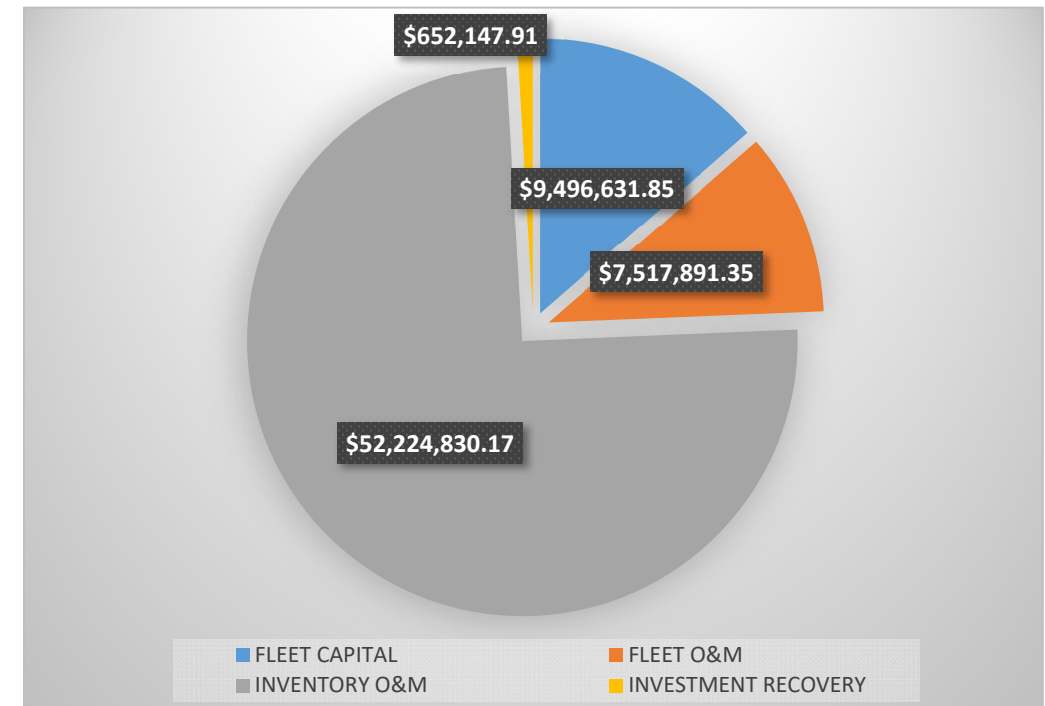




**Fleet, Water / Wastewater Inventoried Parts, Electrical Inventoried Parts, and Investment Recovery  
FY 2020**

Continuing Service Contracts	Vendor	Annual Contract Value	Contract Start	Contract Expires	JSEB Opportunity
GE TURBINE PARTS	GENERAL ELECTRIC INTERNATION	\$ 299,000.00	3/13/2018	3/13/2020	0%
MRO MATERIAL (WATER/WASTE WATER - VALVES)	FLOTECH INC	\$ 92,794.91	4/12/2016	4/11/2019	0%
WATER TESTING SUPPLIES	HACH COMPANY	\$ 50,484.09	5/15/2015	4/30/2019	0%
CONSUMER BATTERIES	HAGEMEYER NORTH AMERICA IN	\$ 50,000.00	5/1/2015	4/30/2019	0%
COMMERCIAL WATER METERS	SENSUS USA, INC.	\$ 582,782.83	5/21/2015	5/20/2019	0%
LEASING OF CATERPILLAR HEAVY EQUIPMENT	RING POWER CORPORATION	\$ 299,835.71	7/31/2014	7/31/2019	0%
RENTALS	RING POWER CORPORATION	\$ 230,209.90	8/15/2016	8/14/2019	0%
SWAGELOK FITTINGS	GEORGIA VALVE & FITTING CO	\$ 75,000.00	8/31/2018	8/31/2019	0%
PAINT SUPPLIES	ANIXTER POWER SOLUTIONS LLC	\$ 59,122.45	9/6/2016	9/5/2019	0%
WOOD UTILITY POLES	ACE POLE COMPANY INC	\$ 540,628.28	4/1/2015	9/30/2019	0%
VEHICLE MAINTENANCE AND REPAIR (MEDIUM DUTY)	COGGIN FORD	\$ 892,584.89	10/1/2016	9/30/2019	0%
CPA FOR OEM SERVICE OF JEA-OWNED CATERPILLAR EQUIPMENT	RING POWER CORPORATION	\$ 686,174.41	8/15/2016	9/30/2019	0%
VEHICLE MAINTENANCE AND REPAIR (LIGHT DUTY)	AUTONATION FORD	\$ 342,745.04	10/1/2016	9/30/2019	0%
VEHICLE MAINTENANCE AND REPAIR (VAC TRUCKS)	VAC-CON INC	\$ 81,873.77	12/20/2016	9/30/2019	0%
INVESTMENT RECOVERY - Pole & Transformer Painting	WORTH CONTRACTING	\$ 185,000.00	12/16/2018	10/1/2019	0%
INVESTMENT RECOVERY - Vehicle Sales	IRON PLANET	\$ 96,263.74	10/22/2018	10/21/2019	0%
WATER AND WASTE WATER MATERIALS	FORTLINE	\$ 199,069.33	11/1/2018	10/31/2019	0%
WATER AND WASTE WATER MATERIALS	CORE & MAIN	\$ 853,939.75	11/1/2018	10/31/2019	0%
WATER AND WASTE WATER MATERIALS	FERGUSON	\$ 2,576,237.64	11/1/2018	10/31/2019	0%
MRO MATERIAL (ELECTRIC - CONVEYORS)	UNITED CONVEYOR	\$ 98,509.80	11/3/2016	11/2/2019	0%
VEHICLE MAINTENANCE AND REPAIR (AERIAL EQUIPMENT)	ALTEC INDUSTRIES	\$ 635,918.08	11/18/2016	11/17/2019	0%
VEHICLE MAINTENANCE AND REPAIR (HEAVY DUTY)	AUTONATION FORD	\$ 342,555.25	12/28/2016	12/27/2019	0%
VEHICLE MAINTENANCE AND REPAIR (MAULDIN)	MAUDLIN INTERNATIONAL	\$ 1,280,362.10	1/1/2017	12/31/2019	0%
TIRES (REPAIR AND MAINTENANCE FOR ALL VEHICLES)	GCR	\$ 464,198.93	1/31/2017	1/30/2020	0%
BRANDY BRANCH GE MATERIAL	GENERAL ELECTRIC INTERNATION	\$ 337,777.42	2/1/2019	1/31/2020	0%
TRANSFORMER BAGS	ANIXTER POWER SOLUTIONS LLC	\$ 88,936.78	3/3/2017	3/2/2020	0%
VEHICLE MAINTENANCE AND REPAIR (FORKLIFT)	SOUTHERN STATES TOYOTA LIFT	\$ 98,945.78	3/23/2015	3/22/2020	0%
SAFETY SUPPLIES (GLOVES)	MAGID GLOVE AND SAFETY	\$ 31,375.76	5/4/2017	5/3/2020	0%
TRIP SAVERS SAIDI PROJECT	STUART C IRBY CO	\$ 4,419,600.00	7/1/2018	6/30/2020	0%
MRO MATERIAL (ELECTRICAL - MISC)	BABCOCK & WILCOX	\$ 42,648.45	8/18/2017	8/18/2020	0%
LOCKS AND KEYS	HERCULES	\$ 35,784.16	9/18/2017	9/19/2020	0%
	Fleet Services Bids	\$ 5,355,403.85			
	Inventory Bids	\$ 10,433,691.64			
	Investment Recovery Bids	\$ 281,263.74			
	<b>TOTAL</b>	<b>\$ 16,070,359.23</b>			

Procurement Contacts		
Name	Title	Email
Kenny Pearson	Procurement Category Manager	<a href="mailto:pearkr@jea.com">pearkr@jea.com</a>
Colin Roddy	Senior Purchasing Agent	<a href="mailto:roddcp@jea.com">roddcp@jea.com</a>
Sean Knox	Purchasing Agent	<a href="mailto:knoxsw@jea.com">knoxsw@jea.com</a>
Linda Richardson	Purchasing Agent	<a href="mailto:richls@jea.com">richls@jea.com</a>
John Bustamante	Purchasing Assistant	<a href="mailto:bustjc@jea.com">bustjc@jea.com</a>



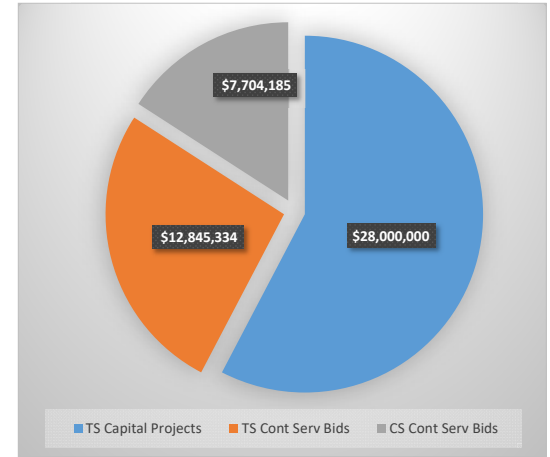
Upcoming Capital Projects	FY20 Estimated Budget	JSEB Opportunity
LIGHT DUTY VEHICLES	\$ 2,768,708.18	0%
AERIAL DUTY VEHICLES	\$ 3,546,376.10	0%
MEDIUM DUTY VEHICLES	\$ 1,437,587.60	0%
HEAVY DUTY VEHICLES	\$ 1,134,515.26	0%
VAC TRUCKS DUTY VEHICLES	\$ 609,444.71	0%
<b>TOTAL</b>	<b>\$ 9,496,631.85</b>	



**Technology Services (TS) and Customer Services (CS)  
FY 2020**

Continuing Service Contracts	Vendor	Annual Contract Value	Contract Start	Contract Expires	JSEB Opportunity
TS-CA INC Annual Software Maintenance- Monitoring/Alarms	Insight/CA Inc	\$ 170,071	01/01/19	03/30/19	0%
CS-Marketing, Promotion and Education of Energy Efficient Products	CleaResult Consulting	\$ 669,917	01/01/19	05/12/19	0%
CS-Third party Walk in Payments, Large Merchants	Western Union	\$ 618,408	N/A	06/20/19	0%
CS-Lock Box/Electronic Payments Processing (Bank to Bank)	Bill2Pay	\$ 302,411	01/01/19	06/30/19	0%
TS-F5 Premium Service Support Agreement	CDW/F5	\$ 130,650	07/10/18	07/10/19	0%
TS-Production Costing Software-Generating Resources Optimization	PowerCosts	\$ 161,543	04/12/12	07/29/19	0%
CS-Residential Contact Center Supplemental Staffing	Aerotek	\$ 1,818,810	05/01/19	07/31/19	Replaced by MSP
TS-IT/TS Temp Staffing	Randstad	\$ 5,315,469	05/01/18	07/31/19	Replaced by MSP
CS-Backflow Testing/Repair at Customer Residences	Bob's Backflow, Aaron's Backflow, Advanced Connections	\$ 364,800	05/01/19	11/19/19	0%
TS-Cisco Contact Center Managed Services	CTIPath	\$ 314,016	09/01/18	08/31/19	0%
TS-Staffing Managed Services for Helpdesk & PC Support	Emtec	\$ 365,121	05/01/18	09/30/19	0%
TS-Cisco Smartnet Maintenance Cisco Network Infrastructure	Presidio	\$ 532,713	08/01/18	09/30/19	0%
TS-Maintenance for Power Plant (Fixed Assets) System	PowerPlan	\$ 182,915	07/15/09	10/31/19	0%
TS-Software Maintenance Oracle R12 E-Bus, Database, Middleware	Oracle	\$ 2,996,015	12/01/18	11/30/19	0%
TS-Telephony, Network, Internet, and DDoS Services	ATT	\$ 497,135	12/01/16	11/30/19	0%
CS-Customer Prepaid Account Software	Exceleron Software	\$ 801,817	N/A	01/03/20	0%
CS-Solar Battery Rebate Program	CleaResult Consulting	\$ 300,000	10/01/18	01/24/20	0%
CS-New Business Credit Monitoring Service	Experian	\$ 100,000	11/01/18	02/18/20	0%
CS-Customer Text, Email, Voice, Alerts	Message Broadcast	\$ 511,582	10/01/18	03/11/20	0%
CS-Commercial and Residential Energy Efficiency Program	Nexant Inc	\$ 1,804,153	12/01/18	03/15/20	0%
TS-HP Hardware/Servers (Server Support)	HP	\$ 259,599	03/30/15	03/30/20	0%
TS-Helpdesk Services Ticketing System Upgrade/Maintenance	Carahsoft	\$ 399,083	04/21/17	04/22/20	0%
TS-Communication Tower Site Lease Comm Connectivity b/t sites	Pinnacle Towers Acquisition	\$ 126,128	05/01/10	04/30/20	0%
TS-Communication Tower Site Lease Comm Connectivity b/t sites	SBA Towers II	\$ 79,353	05/01/10	04/30/20	0%
CS-Utility Tracker Jea.com	Aclara Tech	\$ 412,288	03/15/12	06/30/20	0%
TS-Wireless Service-Air Cards, Cell Phones, Meters Field Techs	Verizon	\$ 566,667	09/01/17	08/31/20	0%
TS-Copier Lease and Printer Maintenance	Sissine's Office Systems	\$ 391,917	09/21/17	09/30/20	0%
TS- Annual Support Storm Center, Outage Map, Outage Alerts	Kubra Arizona	\$ 193,050	10/01/17	09/30/20	0%
TS-Annual Support PI Software Licenses Collects Electronic Info	OSISoft	\$ 163,890	09/30/17	09/30/20	0%
	<b>TS Continuing Services Bids</b>	<b>\$ 12,845,334</b>			
	<b>CS Continuing Services Bids</b>	<b>\$ 7,704,185</b>			
	<b>TOTAL TS and CS</b>	<b>\$ 20,549,518</b>			

Procurement Contacts		
Name	Title	Email
Nathan Woyak	Procurement Category Manager	<a href="mailto:woyanj@jea.com">woyanj@jea.com</a>
Nick Dambrose	Senior Purchasing Agent	<a href="mailto:dambnc@jea.com">dambnc@jea.com</a>
Brooke Garland	Purchasing Agent	<a href="mailto:garlib@jea.com">garlib@jea.com</a>
Jason Behr	Purchasing Assistant	<a href="mailto:behriv@jea.com">behriv@jea.com</a>



**Total Spend: \$48,549,518**

Upcoming Capital Projects for TS (No CS Capital Projects not funded by TS)		FY 20 Total	JSEB
		Estimated Budget	Opportunity
TS - Data Center Migration	Technology	\$ 200,000	0%
TS - Enterprise Information Mgmt (+Asset Creation) Yr 1 of 2 \$4.5M)	Technology	\$ 3,500,000	0%
TS - WebEx Collaboration (K Traylor)	Technology	\$ 100,000	0%
TS - NOC Tools Updates (Extrahop; Dameware, Spectrum) (S Datz)	Technology	\$ 1,000,000	0%
TS - Service Now Additional Modules (Datz)	Technology	\$ 250,000	0%
TS - Telephony R&R	Technology	\$ 50,000	0%
TS - IT Security R&R	Technology	\$ 50,000	0%
TS - FCRS - Upgrades & Radios - E	Technology	\$ 2,000,000	0%
TS - Network Equipment & Wireless	Technology	\$ 450,000	0%
TS - PC and Laptop Refresh (4-yr cycle) - E	Technology	\$ 650,000	0%
TS - Towers	Technology	\$ 650,000	0%
TS - Fiber R&R, FDOT Work	Technology	\$ 800,000	0%
TS - IT Core Infrastructure (Server/SAN/Virtual)	Technology	\$ 1,150,000	0%
TS - Capital Asset Management System (J Crawford)	ERP-FIN	\$ 800,000	0%
TS - Debt/Investment Project (J Orfano)	ERP-FIN	\$ -	0%
TS - Fixed Assets Solution (G Taggart)	ERP-FIN	\$ 200,000	0%
TS - Journal Wand (G Taggart)	ERP-FIN	\$ 50,000	0%
TS - Hyperion Phase II - Full Solution (J Crawford)	ERP-FIN	\$ 300,000	0%
TS - GPS (A McElroy)	Eng & Ops	\$ 200,000	0%
TS - Procurement Sourcing (J McCollum)	ERP-SC	\$ 500,000	0%
TS - Warehouse Management (A McElroy)	ERP-SC	\$ 600,000	0%
TS - Material Demand for eAM (A McElroy)	ERP-SC	\$ 75,000	0%
TS - User Adoption Software (B Osner)	ERP-HR	\$ -	0%

Upcoming Capital Projects for TS (No CS Capital Projects not funded by TS)		FY 20 Total	
		Estimated Budget	JSEB Opportunity
TS - Performance Management Replacement (R Mack)	ERP-HR	\$ 100,000	0%
TS - SJRPP Pmt Outsource (P Maillis)	ERP-HR	\$ 75,000	0%
TS - Artificial Intelligence for TAS Interview (P Maillis)	ERP-HR	\$ 180,000	0%
TS - Data Lab	Eng & Ops	\$ 250,000	0%
TS - GIS Upgrade (Acs, Smith)	Eng & Ops	\$ 750,000	0%
TS - Class III & IV Fiber to Pump Stations	Eng & Ops	\$ 500,000	0%
TS - Digitization of Water Designs (Marshall)	Eng & Ops	\$ 75,000	0%
TS - EAM Functionality Improvements	Eng & Ops	\$ 75,000	0%
TS - AMAG Upgrade	ICS	\$ 200,000	0%
TS - Enterprise Content Management (ECM) Yr 1 of 2 (\$5M)	ICS	\$ 3,000,000	0%
TS - Demand Rate Functionality	Customer Experience	\$ 25,000	0%
TS - eGain (AI)	Customer Experience	\$ 60,000	0%
TS - Work from Home Rollout for Call Center	Customer Experience	\$ 135,000	0%
TS - C2M (Yr 2 of 2 - total \$16m)	Customer Experience	\$ 7,000,000	0%
TS - Digital Identity (S Pressley)	Customer Experience	\$ 25,000	0%
TS - Jea.com Mobile App (D Goldberg)	Customer Experience	\$ 150,000	0%
TS - Workforce Management Optimization (R Growcock)	Customer Experience	\$ 1,000,000	0%
TS - Oracle Invoice Self Service (iReceivables) (S Pressley)	Customer Experience	\$ 200,000	0%
TS - NMR Growth - New MCC Additions & Takeout Points - Smart Grid	Customer Experience	\$ 75,000	0%
TS - CC&B Scripting	Customer Experience	\$ 150,000	0%
TS - IVR / JEA.com R&R	Customer Experience	\$ 100,000	0%
TS - Customer Exp Various New Efforts (NEW)	Customer Experience	\$ 300,000	0%
<b>Total Capital Projects</b>		<b>\$ 28,000,000</b>	



Upcoming Capital Projects	FY19 Approved Expenditures	FY20 Proposed Expenditures	JSEB Opportunity
JP - COJ - Riverview Watermain Phase 2 - (Reimb-100)	\$ 782,000	\$ 243,000	5%
Hampton Falls Dr Electrical Easement - San Pablo to Suni Pines Cor	\$ 100,000	\$ 455,000	5%
JP - COJ - Citra Ave WM Extension - (Reimb-100)	\$ 85,000	\$ -	5%
Bay St to Talleyrand Ave - Trans - New - WM	\$ -	\$ 100,000	5%
Blacks Ford WRF - Expansion from 3.0 to 6.0 MGD	\$ 5,289,000	\$ -	5%
Main St WTP - Well No 15 - New Lower FI Aquifer Well	\$ 484,000	\$ -	5%
E 1st St Main St to E 4th St - Raw Water - New - W	\$ 1,153,000	\$ 1,690,000	5%
Arlington WTP - HSP Replacement	\$ 128,000	\$ -	5%
Highlands WRF - Alternative Treatment - ENV	\$ 323,000	\$ 2,623,000	5%
Northwest Regional WTP - New 6.0 MGD WTP	\$ 92,000	\$ -	5%
Westlake WTP - Well No 4 and 4R Main	\$ 100,000	\$ -	5%
Ponce De Leon WRF - Package Treatment Plant	\$ 1,021,000	\$ -	5%
Ponce De Leon WTP - Well No 3 Replacement and Raw WM	\$ 790,000	\$ 258,000	5%
District II WRF - Arlington East WRF No. 2 and 3 Rehabilitation	\$ 639,000	\$ 3,151,000	5%
District II WRF - Hypochlorite Feed System Replacement	\$ 348,000	\$ 432,000	5%
Lofton Oaks WTP -Improvements	\$ 1,008,000	\$ 1,836,000	5%
Arlington East WRF - Secondary Clarifier Addition	\$ 2,094,000	\$ 34,000	5%
Arlington East WRF Upgrades - Influent Structure	\$ 311,000	\$ 3,930,000	5%
LDP Program - Arlington East WRF - Parallel Sludge Transfer Line	\$ 50,000	\$ 300,000	5%
Arlington East WRF - Site Lighting Upgrade	\$ 53,000	\$ -	5%
Arlington East WRF Upgrades - Aeration Basin and Blowers	\$ 956,000	\$ 3,642,000	5%
Arlington East WRF - Secondary MCC Replacement	\$ 133,000	\$ 905,000	5%
Arlington East WRF - RAS Valve Control - Project Definition Develo	\$ 89,000	\$ 100,000	5%
West Nassau Regional WTP - Expansion from 1.0 to 5.0 MGD	\$ 452,000	\$ -	5%
Nassau Regional WTP - Well No. 3	\$ 1,540,000	\$ 899,000	5%
JP - SJRWMD - Mandarin WRF - High Level UV Upgrade - (Reimb-3	\$ 424,000	\$ -	5%
Mandarin WRF - Expansion Joint Replacement	\$ 1,303,000	\$ -	5%
Mandarin WRF - Filter Feed Pump No 1 Replacement	\$ -	\$ 92,000	5%
Ponte Vedra WRF - Access Platform Addition and Handrail Replace	\$ 218,000	\$ -	5%
Ponte Vedra WRF - Filter Addition	\$ 536,000	\$ 322,000	5%
Ponte Vedra WRF - UV Disinfection System Improvements	\$ -	\$ 78,000	5%
Southwest WRF - Screening Conveyance and Grit Removal System	\$ 1,306,000	\$ -	5%
Southwest WRF - Expansion from 14 to 18 MGD	\$ 3,191,000	\$ 3,018,000	5%
Southwest WRF - Replace Main Breakers	\$ 700,000	\$ -	5%
Southwest WRF - Replace RAS Valves	\$ 29,000	\$ -	5%
Southwest WRF - Upgrade Aeration Blowers	\$ 649,000	\$ -	5%
Grid - Cost Participation - New - R	\$ 250,000	\$ 250,000	0%
Grid - Cost Participation - New - FM	\$ 1,500,000	\$ 250,000	0%
Grid - Cost Participation - New - W	\$ 475,000	\$ 250,000	0%
Rivertown - Main St Extension - Reclaim Main - R	\$ 81,000	\$ 80,000	5%
Rivertown - Main St Extension - Force Main - S	\$ 198,000	\$ 198,000	5%
Rivertown - Main St Extension - Water Main - W	\$ 81,000	\$ 80,000	5%
Nocatee - Conservation Trail Phase 1A and 1B - Reclaim Main - R	\$ 234,000	\$ 233,000	5%
Nocatee - Conservation Trail Phase 1A and 1B - Force Main - S	\$ 173,000	\$ 173,000	5%
Nocatee - Conservation Trail Phase 1A and 1B - Water Main - W	\$ 238,000	\$ 237,000	5%
Development Driven Projects PH - PS	\$ 435,000	\$ 700,000	0%
Development Driven Projects PH - R	\$ 1,312,000	\$ 1,165,000	0%
Development Driven Projects PH - S	\$ 619,000	\$ 994,000	0%
Development Driven Projects - W	\$ 1,348,000	\$ 878,000	0%
OM - Sewer Collection System Trenchless R&R	\$ 4,265,000	\$ 2,000,000	5%
OM - Air Relief Valves R&R	\$ 70,000	\$ 70,000	5%
OM - Main Extensions and Taps - W	\$ 750,000	\$ 750,000	5%
OM - Main Extensions and Taps - S	\$ 725,000	\$ 725,000	5%
LDP Program - Gravity Sewer Replacement	\$ 1,800,000	\$ 1,400,000	5%
LDP Program - Water Transmission Replacement	\$ -	\$ 493,000	5%
LDP Program - Large Diameter CIPP	\$ 1,500,000	\$ 1,505,000	5%
LDP Program - Air Release Valve Replacement	\$ 50,000	\$ 300,000	5%
LDP Program - Sewer Pipeline Crossings Resiliency	\$ -	\$ 1,000	5%
LDP Program - Water Pipeline Crossings Resiliency	\$ 1,000	\$ 1,000	5%
OM - Manhole SCADA R&R	\$ 50,000	\$ 50,000	5%
LDP Program - Ductile Iron FM Replacement	\$ 12,000	\$ 495,000	5%
West Grid - Lenox to Timuquana - FM and PS Improvements - S	\$ 6,662,000	\$ 4,525,000	5%
LDP Program - SW Service Area Infiltration and Inflow Analysis anc	\$ 1,000,000	\$ 954,000	5%
LDP Program - Walnut St Trunkline Replacement: 32nd St PS to 16	\$ 2,689,000	\$ 4,335,000	5%
LDP Program - Herschel St PS FM Replacement: Herschel St to Cha	\$ 431,000	\$ -	5%
LDP Program - Bernita St FM Replacement: Macy Ave to Monterey	\$ 966,000	\$ 212,000	5%
LDP Program - South Shores Sub-Aqueous FM Rehabilitation	\$ 798,000	\$ 420,000	5%
Harbor Island Drive Pipe FM Replacement	\$ 79,000	\$ 45,000	5%
Collins Rd, Whispering Pines Dr to Blanding Blvd - FM Replacemen	\$ 843,000	\$ -	5%
LDP Program - Boulevard St FM Replacement - Boulevard PS to 16	\$ 157,000	\$ 1,249,000	5%
Timawatha Ave - FM Replacement	\$ -	\$ 104,000	5%
JP - FDOT - I95 and MLK Interchange FM Replacement	\$ 97,000	\$ -	0%
JP - FDOT - I10 Widening - I295 to I95 - FM Replacement	\$ 274,000	\$ 1,596,000	0%
OM - Sewer Collection System R&R	\$ 2,800,000	\$ 2,800,000	5%
OM - Water Delivery System R&R	\$ 4,400,000	\$ 4,400,000	5%
Pumping Stations - Capital Equipment Replacement	\$ 4,455,000	\$ 4,500,000	5%
Diesel-driven Backup Pump R&R	\$ 100,000	\$ 100,000	5%
Bradley Road Pump Station Improvements	\$ 336,000	\$ 5,755,000	5%
4511 Spring Park Rd Lift Station	\$ 833,000	\$ 3,484,000	5%
Argyle Forest Booster Station & Related Stations Upgrades	\$ 2,908,000	\$ 2,601,000	5%

Upcoming Capital Projects	FY19 Approved Expenditures	FY20 Proposed Expenditures	JSEB Opportunity
JP - FDOT - Pecan Park Rd - I-95 - W	\$ 59,000	\$ -	0%
JP - FDOT - Emerson St - W	\$ 8,000	\$ -	0%
JP - JTA - Collins Rd - S	\$ 110,000	\$ -	0%
JP - JTA - Collins Rd - W	\$ 194,000	\$ 28,000	0%
JP - JTA - Girvin Rd - Atlantic Bv to Wonderwood Dr - S	\$ 3,000	\$ -	0%
JP - JTA - Girvin Rd - Atlantic Bv to Wonderwood Dr - W	\$ 83,000	\$ -	0%
JP - FDOT - Beaver Street Water Improvements - Stockton to Ocean	\$ 51,000	\$ -	0%
JP - FDOT - (SR111) Cassat Ave - Lenox Ave to Blanding Blvd - W	\$ 136,000	\$ -	0%
JP - JTA - Alta Drive Roadway Improvements - S	\$ 223,000	\$ 20,000	0%
JP - JTA - Alta Drive Roadway Improvements - W	\$ 408,000	\$ 20,000	0%
JP - Joint Participation Projects - S	\$ 400,000	\$ 400,000	0%
JP - Joint Participation Projects - W	\$ 1,300,000	\$ 700,000	0%
Greenland WRF - Land Purchase	\$ 1,000,000	\$ -	0%
Greenland WRF - 6.0 MGD	\$ 3,292,000	\$ 14,494,000	5%
Greenland WTP - Expansion from 6.0 to 9.0 MGD	\$ 1,918,000	\$ 4,600,000	5%
Greenland WTP - Sulfide Removal - New	\$ 69,000	\$ -	5%
Cecil WTP - Ground Storage Tank and HSP	\$ 1,811,000	\$ 2,429,000	5%
JP - SJRWMD - Gate Pkwy - Glen Kernan to T-Line - Trans - New - R -	\$ 1,633,000	\$ 4,393,000	5%
OM - Reuse Delivery R&R	\$ 50,000	\$ 50,000	5%
RG Skinner - 9B to T-Line - R - ENV	\$ 500,000	\$ -	5%
RG Skinner - 9B to Parcels 10A - 11 - R - ENV	\$ 1,161,000	\$ -	5%
CR210 - South Hampton to Ashford Mills - Trans - R - ENV	\$ 87,000	\$ 203,000	5%
Davis - Gate Pkwy to RG Skinner - Trans - R	\$ -	\$ 250,000	5%
RG Skinner - North Rd - Trans - R - ENV	\$ 1,750,000	\$ -	5%
Trednick Pkwy - Millcoe Rd to Mill Creek Rd - Trans - R - ENV	\$ 924,000	\$ 194,000	5%
Baymeadows Rd - Point Meadows Rd to Old Still PUD - Trans - R - EF	\$ 623,000	\$ -	5%
Nassau - Radio Av - RW Storage Tank and Booster PS - R	\$ 609,000	\$ 1,708,000	5%
Nassau RW Main - Radio Av to Harts Rd - Trans - R	\$ 2,409,000	\$ 472,000	5%
Twin Creeks RW Storage Tank and Booster PS - R	\$ 367,000	\$ 1,210,000	5%
Nocatee South RW Storage Tank and Booster PS - R	\$ 1,093,000	\$ 6,366,000	5%
Arlington East WRF Upgrades - Odor Control	\$ 407,000	\$ 4,449,000	5%
Arlington East WRF - Replace Auto-Transfer Switch	\$ 530,000	\$ -	5%
Bartram Repump Station Potable Water Storage Tank	\$ 1,791,000	\$ -	5%
Gate Parkway to Burnt Mill Rd - Trans - R	\$ 590,000	\$ 1,137,000	5%
Wastewater Odor Control - All Plants and Pump Stations	\$ 250,000	\$ 250,000	5%
Well Rehabilitation & Maintenance - Fairfax Wells	\$ 1,188,000	\$ 252,000	5%
Well Rehabilitation & Maintenance - McDuff Wells - ENV	\$ 1,396,000	\$ -	5%
South Grid Water Quality - Well Improvement - ENV	\$ 827,000	\$ 26,000	5%
Well Rehabilitation and Replacement Program	\$ 100,000	\$ 5,000,000	5%
Facilities - District Energy System (DES)	\$ 658,000	\$ 700,000	5%
Springfield - Additional Back-up Generator	\$ 461,000	\$ 2,000,000	5%
Well Field R&R	\$ 450,000	\$ 450,000	5%
McDuff WTP - HSP Replacement - ENV	\$ 581,000	\$ 2,199,000	5%
Buckman WRF - Biosolids Process Renewal and Replacement	\$ 1,100,000	\$ 800,000	5%
Buckman WRF - Turbo Blower Improvements	\$ 225,000	\$ -	5%
Buckman WRF - Biosolids Conversion - Process Facility	\$ 3,355,000	\$ 11,800,000	5%
Buckman WRF - Aeration System Main Header Replacement	\$ 122,000	\$ -	5%
Buckman WRF - Disinfection System Replacement	\$ 664,000	\$ 4,712,000	5%
Buckman WRF - 1636 Talleyrand Ave - Sluice Gate Replacement	\$ 3,192,000	\$ -	5%
Buckman WRF - Biosolids Conversion - 1MW Gas Scrubber, Electric	\$ 273,000	\$ 1,950,000	5%
Buckman WRF - Biosolids Conversion - Operations/Maintenance/W	\$ 2,000	\$ 183,000	5%
Buckman WRF - Biosolids Conveyor System Replacement - ENV	\$ 1,400,000	\$ -	5%
Buckman WRF - Aeration Basin Air Header and Diffuser Replaceme	\$ 1,500,000	\$ 1,500,000	5%
Buckman WRF - Secondary MCC 19A and 19B Replacement - ENV	\$ 457,000	\$ -	5%
Buckman WRF - Blower System Improvements	\$ 1,800,000	\$ 1,500,000	5%
Buckman WRF - Secondary Clarifiers 5 and 6 Rehabilitation	\$ 800,000	\$ -	5%
Buckman WRF - Primary Clarifier Rehabilitation	\$ -	\$ 94,000	5%
US 1 - Greenland WRF to CR 210 - Trans - New - R	\$ 739,000	\$ 3,800,000	5%
Julington Creek WRF - Influent Structure Rehabilitation	\$ 1,702,000	\$ -	5%
Julington Creek WRF - Electrical Grounding	\$ 391,000	\$ -	5%
Julington Creek WTP - Storage Tank Rehabilitation	\$ 400,000	\$ -	5%
Woodmere WTP - Well No 3 and Storage Tank Replacement	\$ 2,365,000	\$ -	5%
St Johns Forest Wells	\$ 50,000	\$ 1,000,000	5%
Norwood WTP - HSP Replacement and Expansion	\$ 337,000	\$ 1,525,000	5%
Otter Run WTP - Renewal and Replacement	\$ 1,967,000	\$ -	5%
Water Plant Capital Renewal & Replacement	\$ 800,000	\$ 1,000,000	5%
RiverTown WTP - New 6.0 MGD WTP	\$ 942,000	\$ 4,489,000	5%
Water Treatment Plant Reservoir R&R	\$ 700,000	\$ 100,000	5%
Water Treatment Plants - Sodium Hypochlorite Storage Tank Upgra	\$ 340,000	\$ 440,000	5%
Lakeshore WTP - Reservoir Rehabilitation	\$ 453,000	\$ 362,000	5%
JP - SJRWMD - Alternative Water Supply - Pilot Plant - (Reimb-33)	\$ 100,000	\$ 3,200,000	5%
Water Treatment Plant Large Capital Improvements - PH	\$ -	\$ 920,000	5%
SCADA Renewal & Replacement	\$ 150,000	\$ 150,000	5%
SCADA RTU and Control Panel Upgrades	\$ 1,200,000	\$ 1,200,000	5%
Water Reclamation Facilities - Capital Equipment Replacement	\$ 3,140,000	\$ 2,500,000	5%
Nassau Regional WRF - Expansion to 4 MGD	\$ 1,653,000	\$ 10,616,000	5%
Nassau Regional WRF - Tank 3 Membrane Replacement	\$ 402,000	\$ -	5%
Waste Water Pumping Station Safety Improvements - Guard Rail In	\$ 100,000	\$ 100,000	5%
Wastewater Large Capital Improvements - PH	\$ 1,550,000	\$ 6,110,000	5%
Upgrade iFix HMI at WRFs	\$ 180,000	\$ -	5%

TOTAL \$ 196,272,647 \$ 260,420,000