

Welcome to the

Awards Meeting

October 17, 2024, 10:00 AM EST

You have been joined to the meeting with your **audio muted** by default.

At the designated public comment time we will provide opportunity for you to unmute to speak.

During the meeting, public comments received via e-mail regarding any matter on the agenda for consideration will be read out. Per the Public Notice Agenda posted on JEA.com, public comments by e-mail must be received no later than 9:00 a.m. on the day of the meeting to be read during the public comment portion of the meeting.

Please contact **Camie Evers** by telephone at **(904) 832-3385** or by email at **everca@jea.com** if you experience any technical difficulties during the meeting.

JEA Awards Agenda October 17, 2024 225 North Pearl St., Jacksonville, FL 32202 - Hydrangea Room 1st Floor Teams Meeting Info															
Consent Agenda															
The Chief Procurement Officer offers the following items for the JEA Awards Consent Agenda. Any item may be moved from the Consent Agenda to the Regular Agenda by a committee member asking that the item be considered separately. All items on the Consent agenda have been approved by OGC, Budget and the Business Unit Vice President and Chief. The posting of this agenda serves as an official notice of JEA's intended decision for all recommended actions for Formal Purchases as defined by Section 3-101 of the JEA Procurement Code . Please refer to JEA's Procurement Code, if you wish to protest any of these items.															
Award #	Type of Award	Solicitation # & Short Description/Title	VP	Awardee	Funding Source	Award Amount	Original Award Amount	New Not-to-Exceed	Amendments	Term (Projected) Start Date - End Date	JSEB Participation (Y/N) If Y, then list company name(s) (% , \$ - awarded)				
1	Minutes	Minutes from 10/03/2024 Meeting	N/A	N/A	N/A	N/A	N/A	N/A	N/A	N/A	N/A				
2	Contract Increase	Production Well Design-Build Services	Melendez	CDM Constructors	Capital	\$1,767,037.00	\$5,019,970.00	\$6,787,007.00	N/A	Five (5) years w/ two (2) one-year renewals Start: 06/01/2023 End: 05/31/2028	Y JSEB Requirements will be assigned to each Task Order				
	Last Awarded: 06/01/2023 For additional information contact: Ella Bryant The scope of work for these contracts includes the design, permitting, and construction of new water production/augmentation wells to supply raw water to JEA's system using the design-build method. The Consultant/Contractor team shall provide engineering and construction services, as described herein, to support the development and implementation of the well projects. JEA plans on awarding multiple contracts to design-build teams for a period of 5 years from date of original award. Task orders are issued for work under this contract. All task orders are limited to the continuing contract limits in Florida statute 287.055 Consultants' Competitive Negotiation Act, as amended from time to time. The current construction limit in the statute is \$7,500,000.00. This contract increase request is for \$1,767,037.00 to CDM Constructors for the Ridenour Well 8 and Bartram Augmentation projects for a new not-to-exceed of \$6,787,007.00. The amount of the contract increase reflects the difference between available contract cap space and expected costs. The Ridenour Well 8 costs include well drilling/testing, and wellhead/pipeline construction. The Bartram Augmentation well project increase includes the anticipated wellhead/pipeline construction costs. The Ridenour Well 8 well is the second of two wells that CDM Constructors is working on under this contract. The hourly rates used in this contract have not increased since the start of this contract.														
3	Invitation for Bid	1411822647 Repair and Maintenance of Generators	Phillips	Zabatt Power Systems, Inc.	O&M	\$6,721,702.57	N/A	\$6,721,702.57	N/A	Three (3) Years w/Two (2) - One (1) Yr. Renewals Start: 11/01/2024 End: 9/24/2027	N JSEB Participation is Optional for this IFB.				
	Advertised: 08/21/2024 Opened: 09/17/2024 Three (3) Bids received <table><tr><td>Company</td><td>Bid Total</td></tr><tr><td>Zabatt Power Systems, Inc.</td><td>\$7,153,956.00</td></tr><tr><td>Ring Power Corporation</td><td>\$14,530,577.95</td></tr><tr><td>Nixon Power Services, LLC</td><td>\$15,208,425.00</td></tr></table> For additional information contact: Darriel Brown This Invitation for Bid (IFB) is for the emergency repair and maintenance of over 506 generators throughout the JEA service territory in the following counties: Clay, Duval, Nassau and St. Johns. These services are for the generators that are used to provide temporary electrical power during outages or disruptions to the main power supply at various facilities. Zabatt Power Systems, Inc. is the lowest bidder and incumbent supplier. During the previous contract no increases were requested dating back to 2019. For this new contract, the rates are increasing by about 30%, or 6% on an annualized basis, from 2019. Comparatively, CPI has increased by about 23% or 4.25% annually over the same time period. The current contract will allow for CPI price adjustments going forward. The requested award amount is for \$6,721,702.57, which is \$432,253.43 less than the bid amount due to budget constraints.											Company	Bid Total	Zabatt Power Systems, Inc.	\$7,153,956.00
Company	Bid Total														
Zabatt Power Systems, Inc.	\$7,153,956.00														
Ring Power Corporation	\$14,530,577.95														
Nixon Power Services, LLC	\$15,208,425.00														
4	Contract Increase	1410611046 - Engineering Services Substations	Melendez	Leidos Engineering LLC Chen Moore & Associates, Inc. Worley Group, Inc.	Capital	Leidos Engineering LLC - No Change Chen Moore & Associates, Inc. - No Change Worley Group, Inc. - \$226,319.00	Leidos Engineering LLC - \$406,000.00 Chen Moore & Associates, Inc. - \$1,015,000.00 Worley Group, Inc. - \$609,000.00	Leidos Engineering LLC - \$1,471,818.43 (No Change) Chen Moore & Associates, Inc. - \$2,589,557.00 (No Change) Worley Group, Inc. - \$835,319.00	03/21/2024 Chen Moore & Associates - \$1,574,557.00 03/21/2024 Leidos Engineering - \$671,594.63 06/14/2023 Leidos Engineering LLC - \$203,000.00 12/14/2023 Leidos Engineering LLC - \$191,223.80	Three (3) Year w/ Two (2) 1-Yr. Renewals Start Date: 11/01/2022 End Date: 10/31/2025	JSEB Optional Chen Moore & Associates, Inc. ~ 7% Meskel & Associates Engineering, PLLC ~ 5% VIA Consulting Services, Inc. ~ 2% Worley Group, Inc. ~ 6% Prosser ~ 6% Leidos Engineering, LLC ~ 5% CSI Geo, Inc. ~ 1% Alpha Envirotech Consulting, Inc. ~ 1% Smith Surveying Group ~ 3%				
	Originally Awarded: 10/27/2022 For additional information contact: Jason Behr Contract engineers are needed to supplement the design process for short periods of time (approximately three (3) to six (6) months for a typical project) when JEA in-house engineering resources may not meet the urgent demands of in-service dates. Electric substation engineering is a very specialized area; therefore, JEA requires companies who have the resources and experience to execute electric substation/transmission engineering are proficient with the computer application Microstation. Originally, JEA funded the contract based on engineering estimates for projects known at the time. In two (2) instances, scope changes have necessitating additional design funds, these increases are: •Kennedy New Control House - Additional \$45,147 to update drawings based on the new cable schedule provided by JEA SPCP, as well as evaluate and revise cable trench drawings per the latest survey findings. This amount includes construction support/submital review to take project to completion. •Merrill Road Substation Transformer/Breaker Replacements – Additional \$181,172 to take the design from 30% phase to the 100% phase and any necessary construction support. Worley Group, Inc is the only vendor receiving a contract increase at this time; both Chen Moore & Associates and Leidos Engineering received increases to their contract in March 2024. There are no rate increases associated with this increase.														

5	Contract Renewal	069-19 - UG Distribution Construction & Maintenance Services	Wheeler	Heart Utilities of Jacksonville Inc. SPE Utility Contractors FD, LLC dba SPE Group	Capital/O&M	Heart Utilities: \$7,150,000 SPE: \$6,916,000	Heart Utilities: \$20,974,734.30 SPE: \$20,089,154.47	Heart Utilities: \$39,060,845.26 SPE: \$32,500,489.91			
	<p>Originally Awarded: 10/03/2019 For additional information contact: Jason Behr</p> <p>Overhead Distribution & Maintenance: The scope of work includes pole removal, pole delivery, neighborhood overhead to underground conversion projects, pole maintenance, pole replacement, voltage conversion, and new line construction. Work includes projects that will restore electricity and increase reliability. Immediate response in emergencies and hurricanes is required. JEA will provide all standard materials. Contractor may provide miscellaneous materials. Contractor may be required to work alongside JEA's own work forces or other contractor's work forces.</p> <p>Underground Distribution & Maintenance: The scope of work includes construction and maintenance of distribution facilities of pre-cast and cast-in-place reinforced manholes, reinforced concrete duct banks and open trench or directional drilled conduit. The work also includes the installation and removal of primary and secondary cables, streetlights, and street light cables associated with an underground electrical distribution system. Work will also include projects that will restore electricity and increase system reliability. An immediate response in emergencies and hurricanes is required.</p> <p>The original term for both contracts were Five (5) Years w/Two (2) - optional 1 year renewals. JEA would like to execute the 1st renewal. Funds are being added to the contracts to cover the list of identified projects shown on the budget backup documentation. Current rates remain in effect as there is no rate increase associated with this contract renewal.</p>								Heart Utilities: 05/11/2023 - \$7,401,110.96 07/11/2024 - \$3,535,000.00 SPE: 10/25/2023 - \$2,008,915.45 08/01/2024 - \$1,486,420.00	Five (5) Years w/Two (2) - 1 Yr. Renewals Heart Utilities: Start: 10/31/2019 End: 10/30/2024 SPE: Start: 01/01/2020 End: 12/31/2024	N
Consent Agenda Action											
Committee Members in Attendance	Names										
Motion by:											
Second By:											
Committee Decision											
Regular Agenda											
Award #	Type of Award	Solicitation # & Short Description/Title	VP	Awardee	Award Amount	Original Award Amount	New Not-to-Exceed	Amendments	Term	JSEB Participation (Y/N) If Y, then list company name(s) (% , \$ - awarded)	Action
1	Single Source	JEA Global Positioning System (GPS) and Telematics LiGO Annual Subscription	T. Phillips	PreCise MRM LLC	\$751,234.00	N/A	\$751,234.00	N/A	Two (2) Years w/ One (1)-One (1) Yr. Renewals Start Date: 10/01/2024 End Date: 09/30/2026	N	Motion by: _____ Second by: _____ Committee Decision: _____
	<p>For Additional Information contact: Angel Iosua</p> <p>The overall goal of GPS and Telematics consists of capturing real-time and historic information regarding JEA's Fleet and employees such that JEA (1) obtains better data on vehicle usage, condition, and location; (2) is better able to manage resources and assign work; and (3) achieve lower cost of operations. The primary communication device installed in each vehicle would use cellular uplink and allow multiple devices (GPS, Phones, Laptops, sensors, tablets, etc.) to connect which would provide access to hosted platforms, Internet sites and JEA.</p> <p>This request is for a Single Source award to PreCise MRM, LLC in the amount of \$751,234.00 for an annual LiGo software subscription renewal for two (2) years. Currently, Technology Services cannot support a transition to a new supplier due to budgetary restraints. The proposed two-year agreement offers the most cost-effective solution, with the rates remaining the same for the term of the contract.</p> <p>This renewal will provide the Global Positioning System Services group and Technology Services with the necessary time to secure Capital funding, prepare for competitive bidding, and manage the potential transition process following this extension. This ensures the continuation of essential services without interruption and allows for thorough planning.</p>										
2	Contract Increase	1410334650 - Progressive Design Build Services for the Commonwealth Service Center (CWSC) Renovation Project	Phillips	The Haskell Company	\$100,000.00	\$527,961.00	\$627,961.00	N/A	Project Completion Start Date: 04/01/2022 End Date: 06/01/2028	JSEB Optional - Five Percent (5%) Evaluation Criteria Baker Consulting & Engineering, LLC - 5%	Motion by: _____ Second by: _____ Committee Decision: _____
	<p>Originally Awarded: 03/03/2022 For additional information contact: Halley Stewart</p> <p>This contract increase request is for the Progressive Design Build services for the Commonwealth Service Center (CWSC) renovation project. The scope of work for this project includes architectural, engineering, and contractor services which was competitively sourced. The awardee, The Haskell Company, is currently at the design phase for the floor plan. The project has been put on hold due to capital budget constraints and is expected to be completed in 2028.</p> <p>This Award requests a contract increase for The Haskell Company for the additional floor plan alterations needed to complete the current floor plan design phase. Multiple design reviews and revisions were required to achieve a floor plan that was acceptable to the numerous work groups housed within the building. The increase requested is in the amount of \$100,000.00 for a new overall NTE of \$627,961.00.</p>										
Consent and Regular Agenda Signatures											
Budget	Name/Title	_____									
Awards Chairman	Name/Title	_____									
Procurement	Name/Title	_____									
Legal	Name/Title	_____									

JEA Awards Agenda October 03, 2024 225 North Pearl St., Jacksonville, FL 32202 - Hydrangea Room 1st Floor Teams Meeting Info											
Consent Agenda											
The Chief Procurement Officer offers the following items for the JEA Awards Consent Agenda. Any item may be moved from the Consent Agenda to the Regular Agenda by a committee member asking that the item be considered separately. All items on the Consent agenda have been approved by OGC, Budget and the Business Unit Vice President and Chief. The posting of this agenda serves as an official notice of JEA's intended decision for all recommended actions for Formal Purchases as defined by Section 3-101 of the JEA Procurement Code . Please refer to JEA's Procurement Code, if you wish to protest any of these items.											
Award #	Type of Award	Solicitation # & Short Description/Title	VP	Awardee	Funding Source	Award Amount	Original Award Amount	New Not-to-Exceed	Amendments	Term (Projected) Start Date - End Date	JSEB Participation (Y/N) If Y, then list company name(s) (% , \$ - awarded)
1	Minutes	Minutes from 09/19/2024 Meeting	N/A	N/A	N/A	N/A	N/A	N/A	N/A	N/A	N/A
2	Joint Project	JP COJ Harts Rd over Broward River-Bridge Replacement - CEI	Melendez	Eisman and Russo, Inc.	Capital	\$272,415.00	N/A	\$272,415.00	N/A	Project Completion Start: 10/01/2024 End: 09/30/2027 (Estimated)	N
	Advertised: 08/2019 Opened: 09/25/2019 Three (3) Proposals Received (COJ) Eisman & Russo, Inc. AE Engineering, Inc. England, Thims & Miller, Inc. For additional information contact: Ella Bryant This is a request to authorize a Construction, Engineering, and Inspection (CEI) contract with Eisman and Russo, Inc. in accordance with the attached proposal and supporting documents for CEI services which are required for contract administration for the City's Harts Rd Bridge Replacement from Bertha St to Turtle Creek Drive S construction project. The consultant will provide CEI services for Harts Rd Bridge Replacement CEI as defined in the scope of services. The City is replacing and raising the Harts Rd Bridge over the Broward River, and raising the elevation of the roadway leading to the bridge. JEA's water and sewer mains are in conflict and will need to be relocated. The project will require CEI services for water (\$46,311.00) and force main (\$226,104.00). JEA will be completing this work with the City via our joint project process. As support of the project, JEA will be utilizing the same CEI firm for the contract administration that the City has selected. The City reviewed the three proposers who responded to their RFP, ultimately selecting Eisman and Russo.										
3	IFB	1411826446 Buckman Wetlands Pilot	Melendez	Phillips and Jordan, Inc.	Capital	\$2,225,212.83	N/A	\$2,225,212.83	N/A	Project Completion Start: End: 09/30/26 (Estimated)	N
	Advertised: 08/15/2024 Opened: 09/24/2024 Two (2) Responses and one (1) No-Bid received: Phillips and Jordan, LLC. \$2,225,212.83 Action Environmental, LLC \$2,821,033.00 C.W. Matthews Contracting Co, No-Bid For more information contact: David King The scope of this project is to provide JEA with a pilot-scale treatment wetland system that receives approximately 20 to 80 gallons per minute reuse water from Buckman WRF. The scope includes site civil activities associated with clearing, environmental controls, erosion and sediment control, dewatering, grading, sodding, seeding, and planting within the wetlands. This work is unique and not many contractors can perform this work. JEA invited over 60 General Contractors to see if they would work with the environmental companies to submit a bid. Low participation was expected for this project. JEA recieved two (2) bid responses and one (1) no bid on the due date. The bid amount of \$2,225,212.83 is approximately 30% below the JEA estimate and deemed reasonable.										
4	Invitation for Bid (IFB)	1411722446 IFB Miscellaneous Electric Items for JEA Inventory FY24 – 29	Philips	Gresco Supply Inc Hercules Industries, Inc. Stuart C. Irby Company, LLC PfiFFner Instrument Transformers, LTD RS Americas, Inc. Tri-State Utility Products, Inc. Wesco Distribution, Inc.	Inventory	\$83,627.16 \$399,897.68 \$615,830.30 \$201,300.00 \$78,890.03 \$83,275.50 \$954,059.04	\$2,416,879.71	\$2,416,879.71	N/A	5-Year with 2 1-Yr Renewals Start Date: 10/01/2024 End Date: 09/30/2029	N/A
	Advertised: 05/21/2024 Opened: 06/25/2024 Seven (7) Bids Received For additional information contact: Lynn Rix The purpose of this Invitation for Bid (IFB) is to solicit pricing for Miscellaneous Electrical Items for JEA Inventory. The primary use of these items is to support the operations of JEA and can be best described as general electrical items ranging from meter locking rings to bushings and capacitor banks. During the last 12 months, the commodity spend for these items was \$1.38M. The evaluation criteria for this bid was the total lowest cost provider for each respective item would win, as long as the minimum qualifications were met and they quoted the correct JEA approved manufacturer and manufacturer part number. JEA evaluated the companies on price only, and the companies Awarded are deemed to be the lowest responsive and responsible respondents for 366 items. A copy of the Bid Analysis Workbook is attached as backup. An analysis of bid price compared to last price paid shows an average increase of 27% which is deemed reasonable. Further, JEA believes securing these items under contract will provide savings through process efficiencies of automated releases rather than spot buys and through contract management with annual price increases tied to the Consumer Price Index (CPI) and/or manufacturer increases. Request approval to award contract GRESKO SUPPLY INC (\$83,627.16), HERCULES (\$399,897.68), STUART C. IRBY, CO. (\$615,830.30), PFIFFNER (\$201,300.00), RS GROUP (\$78,890.03), TRI-STATE UTILITY (\$83,275.50), WESCO DISTRIBUTION (\$954,059.04) for Miscellaneous Electrical Items for JEA Inventory for a total amount of \$ 2,416,879.70 subject to availability of lawfully appropriated funds.										

5	Renewal	Annual Oracle Cloud Infrastructure (OCI) IaaS Cloud Solution	Datz	Oracle America, Inc	O&M	\$843,074.00	\$681,372.00	\$2,617,520.00	04/27/2023 - \$843,074.00 05/04/2024 - \$250,000.00 (Oracle Universal Credits)	One (1) Year w/ Two (2)-One (1) Yr. Renewals	N
	For additional information contact: Angel Iosua									No Renewals Remaining	
	This request is for \$843,074.00 for the annual renewal of our cloud subscription with Oracle Cloud Infrastructure (OCI) from October 1, 2024 to September 30, 2025.									Start Date: 03/21/2022 End Date: 09/30/2025	
	JEA previously aligned Oracle contracts with JEA's fiscal year. The original contract term was administratively extended by approximately six months, from March 21, 2024 to September 30, 2024, without requiring additional funds at that time. The funds utilized to align this contract were Oracle PaaS and IaaS Universal Credits, totaling \$250,000.00. This purchase is critical for JEA's operations, as it primarily supports our data compute and storage needs, which are essential for maintaining our infrastructure and services. The order document and bill of materials, which include all specific products and services being purchased, are attached as backup. The annual renewal cost remains the same as the previous year.										
Consent Agenda Action											
Committee Members in Attendance	Names	Ted Phillips, Jody Brooks, Ricky Erixton____									
Motion by:	Jody Brooks										
Second By:	Ricky Erixton										
Committee Decision	Approved										

Regular Agenda																													
Award #	Type of Award	Solicitation # & Short Description/Title	VP	Awardee	Award Amount	Original Award Amount	New Not-to-Exceed	Amendments	Term	JSEB Participation (Y/N) If Y, then list company name(s) (% , \$ - awarded)	Action																		
1	Contract Extension	Customer Alerts and Preferences	Pressley	Message Broadcast	\$1,019,976.00	\$1,809,000.00	\$3,418,224.82	02/08/2024 - \$589,248.82	Three (3) Years, No Renewals Begin Date: 03/12/2021 End Date: 12/31/2027- Two (2) Yr Extension	N	<div>Motion by: Jody Brooks</div> <div>Second by: Ricky Erixton</div> <div>Committee Decision: Approved</div>																		
	For additional information contact: Angel Iosua																												
	Message Broadcast is a customer alert platform that is used by JEA to setup and manage ongoing, triggered, and ad hoc customer alerts. The Message Broadcast platform allows JEA to manage all alerts, email, text/SMS (two way), and print, through one (1) interface. The platform hosts the Customer Preference Center (allowing customers to select how, when and what messages they wish to receive) and store customer alert preferences (data hosting). The platform integrates with systems currently used by JEA.																												
	This request is for \$1,048,174.08 in additional funds to extend the existing contract with Message Broadcast for two (2) years, from January 1, 2025, to December 31, 2027. This extension is crucial for maintaining JEA’s customer alert and notifications platform, which is integral to our operations. The proposed two (2) year extension offers the most cost-effective solution, with the monthly cost being 1.43% lower than a 12-month extension and 0.87% lower than an 18-month extension. Additionally, the overall price for services has decreased by 25.9% compared to the recent 10-month extension, due to the long-term security provided by the two (2) year agreement.																												
	Currently, Technology Services cannot support a transition to a new supplier due to the two (2) year timeframe required to decommission the existing solution and implement a new one. This extension will provide Digital Communications and Technology Services with the necessary time to complete a Technical Specification of the Scope of Work, seek Capital funding in preparation for competitive bidding, and manage the potential transition process following this extension. This extension will ensure the continuity of essential services while allowing adequate time for a thorough evaluation and transition planning.																												
DISCUSSION/ACTION: According to the write up would like clarification as to the terms of the contract. Initially this item was a three year term, extended for nine months and now extending it for an additional two years. After the initial 3 year term it was extended for nine months due to the storm season which makes the term to extend thru Dec 2024. This award is being extended for an additional two years due to not having enough funding for this project. It was also decided to go back to message broadcast and ask for a two year term to give the Technology Services group enough time to allocate the funds and in case we have to implement a new vendor or software. The other reason for the extension is so that we can work on the capital project implementation that a new bid or product would require. There is no procurement or legality issues in extending this contract but they would like it noted for recommendation at the end of this two year extension that this item go out to market to ensure we are continuing to use the competitive process.																													
DISCUSSION/ACTION PARTICIPANTS: Ted Phillips, Angel Iosua, Ricky Erixton, Rebecca Lavie, Nathan Woyak, Jody Brooks																													
2	Invitation for Bid (IFB)	1411823046 Ferric Chloride - Iron Based Struvite Control Chemicals	Vu	PVS Technologies, Inc.	\$1,076,871.00	\$1,076,871.00	\$1,076,871.00	N/A	One (1) Year w/One (1) – One (1) Yr. Renewals Start: 11/1/2024 End: 10/31/2025	N	<div>Motion by: Jody Brooks</div> <div>Second by: Ricky Erixton</div> <div>Committee Decision: Approved</div>																		
	Advertised: 07/18/2024 Opened: 08/20/2024 Five (5) Bids received																												
	<table><tr><td>Company</td><td>Ferric Chloride</td><td>Ferric Sulfate</td></tr><tr><td>PVS Technologies, Inc.</td><td>\$2.89/gal</td><td>No Bid</td></tr><tr><td>Pencco, Inc.</td><td>\$3.59/gal</td><td>\$2.51/gal</td></tr><tr><td>Kemira Water Solutions, Inc.</td><td>No Bid</td><td>\$2.03/gal</td></tr><tr><td>Sun Professional Supply</td><td>No Bid</td><td>\$2.49/gal</td></tr><tr><td>USP Technologies</td><td>No Bid</td><td>\$3.00/gal</td></tr></table>											Company	Ferric Chloride	Ferric Sulfate	PVS Technologies, Inc.	\$2.89/gal	No Bid	Pencco, Inc.	\$3.59/gal	\$2.51/gal	Kemira Water Solutions, Inc.	No Bid	\$2.03/gal	Sun Professional Supply	No Bid	\$2.49/gal	USP Technologies	No Bid	\$3.00/gal
	Company	Ferric Chloride	Ferric Sulfate																										
	PVS Technologies, Inc.	\$2.89/gal	No Bid																										
Pencco, Inc.	\$3.59/gal	\$2.51/gal																											
Kemira Water Solutions, Inc.	No Bid	\$2.03/gal																											
Sun Professional Supply	No Bid	\$2.49/gal																											
USP Technologies	No Bid	\$3.00/gal																											
For additional information contact: Darriel Brown																													
The purpose of this Invitation for Bid (the “IFB”) is to solicit pricing and to select a vendor that can provide bulk ferric chloride as described in this Solicitation. JEA requires Ferric Chloride (FeCl3) and/or Ferric Sulfate (Fe2(SO4)3) which is used for struvite control in our wastewater treatment process. The product will be delivered by the supplier in a bulk shipment via tanker to JEA Buckman Residuals Management Facility.																													
The unit price for Ferric Chloride is increasing from \$2.84/gal to \$2.89/gal (1.8%). Although this was solicited with a Three (3) Year term, JEA is planning to award the contract for One (1) Year as Ferric Sulfate is trialed. The awardee agreed to the reduced term and maintained their bid price as submitted. Pending results of the trial, JEA may develop a plan to transition to Ferric Sulfate.																													
DISCUSSION/ACTION: Would like an explanation as to why we chose the choroid over the sulfate, and why did we bid both of the items. We are currently using ferric chloride for the time being but looking to possibly move over to sulphate to save money. Currently we are only going to be awarding the ferric chloride contract for a year while we pilot the ferrous sulfate. If we like the ferric sulfate option we will then at that time move in that direction. If not, we will stay with the fiberichloride. We did want to see pricing on ferrous sulphate, but we are awarding ferritin because that's what we are using in our treatment process.																													
DISCUSSION/ACTION PARTICIPANTS: Ted Phillips, Dan Kruck																													
3	Request for Proposals (RFP)	1411807246 - Facilities Janitorial Services (JSEB) Sheltered Market - Substations, Lift Stations, Chiller Plants, and Treatment Plants	Phillips	Eversafe Building Maintenance Corporation	\$1,360,623.60	N/A	N/A	N/A	Three (3) Years w/Two (2) – One (1) Yr. Renewals Start Date: 10/01/2024 End Date: 09/30/2027	Eversafe Building Maintenance Corporation is a JSEB	<div>Motion by: Jody Brooks</div> <div>Second by: Ricky Erixton</div> <div>Committee Decision: Approved</div>																		
	Advertised: 07/24/2024 Optional Pre-Response Meeting: 08/01/2024, Five (5) Attendees Responses Opened: 09/04/2024																												
	Four (4) Responses Received: Eversafe Building Maintenance Corporation - \$1,360,623.60 Florida Fleet Cleaning Specialist, Inc. - \$2,078,025.00 Keen on Klean LLC - \$2,340,735.00 The Frazier Group DBA Frazier Janitorial Services - \$2,867,461.92																												
	For additional information contact: Halley Stewart																												
	The purpose of this solicitation for Facilities Janitorial Services (JSEB) Sheltered Market - Substations, Lift Stations, Chiller Plants, and Treatment Plants (this "Solicitation") is to evaluate and select a vendor to provide Janitorial services to approximately 169 JEA facilities, primarily located in Duval County, with some additional sites in Clay, Nassau, and St. Johns Counties identified in “Appendix B - Proposal Workbook.” These facilities include substations, lift stations, chiller plants, water treatment plants, and wastewater treatment plants as described in this Solicitation (the “Work”) and to determine the best method for JEA to procure the Work with regard to pricing, quality, and workmanship. The work to be performed by the Company includes all labor, supervision, materials, tools, equipment, and reporting requirements as necessary for performing the work.																												
45 JSEB suppliers were invited to participate, five (5) suppliers attended the optional pre-response meeting, and four (4) responses were received.																													
Eversafe Building Maintenance Corporation is the highest ranked and highest scoring company with the lowest response pricing for this solicitation. The initial response amount was higher than the business unit budget. Procurement reviewed the submitted pricing and analyzed it against average CPI increases since the previous contract, along with updated hourly staff rates. Eversafe agreed that the original three (3) year pricing in the amount of \$1,693,887.00 could be lowered by approximately 20% based on the analysis and discussion with Procurement. The negotiations resulted in a savings in the amount of \$333,263.40. Eversafe is the incumbent for this contract and has provided satisfactory service. The previous contract was awarded in the amount of \$1,752,736.90 for three (3) years beginning in 2021. The updated response amount for this solicitation is in the amount of \$1,360,623.60 for three (3) years, which is 22% less than the prior contract. Eversafe Building Maintenance Corporation's response pricing is 35% lower than the next lowest response and is deemed reasonable.																													
DISCUSSION/ACTION: Why is Award three and Award 4 broken into two items? This is broken out into two separate contracts due to the type of facilities and the level of service needed at those facilities. Facilities Services does maintain service level agreements with business partners that impacted the decision to split. These are JSEB contracts and may be difficult for a JSEB to maintain both contracts if they are combined or limit the amount of bidders we have. It was also mentioned of the agenda to be corrected on the contract term dates Due to the awards committee meeting being cancelled last week there was an extension on the current Janitorial contracts with Eversafe by 30 days from September 30, 2024 to October 30, 2024. The new contracts term dates are October 31, 2024 - October 30, 2027.																													
DISCUSSION/ACTION PARTICIPANTS: Ted Phillips, Halley Stewart, Chrissy Nunziato, Melanie Newton-Green, Bill Hickey																													

	Request for Proposals (RFP)	1411785846 - Facilities Janitorial Services (JSEB) Sheltered Market - Generating Stations	Phillips	Eversafe Building Maintenance Corporation	\$1,399,824.12	N/A	N/A					Motion by: Jody Brooks
4	<div>Advertised: 07/25/2024 Optional Pre-Response Meeting: 08/09/2024, Eight (8) Attendees Optional Site Visit: 08/15/2024, Six (6) Attendees Responses Opened: 09/04/2024</div> <div>Three (3) Responses Received: Eversafe Building Maintenance Corporation - \$1,399,824.12 Keen on Klean LLC - \$2,308,725.48 The Frazier Group DBA Frazier Janitorial Services - \$3,723,904.92</div> <div>For additional information contact: Halley Stewart</div> <div>The purpose of this solicitation for Facilities Janitorial Services (JSEB) Sheltered Market - Generating Stations (this "Solicitation") is to evaluate and select a vendor to provide Janitorial services to approximately 49 buildings and Wellness Centers identified in "Appendix B - Proposal Workbook." These sites are located within JEA Electric Generating Plants: Northside Generating Station (NGS), Brandy Branch Generating Station (BBGS), Kennedy Generating Station (KGS), and Greenland Energy Center (GEC) as described in this Solicitation (the "Work") and to determine the best method for JEA to procure the Work with regard to pricing, quality, and workmanship. The work to be performed by the Company includes all labor, supervision, materials, tools, equipment, and reporting requirements as necessary for performing the work.</div> <div>46 JSEB suppliers were invited to participate, eight (8) suppliers attended the optional pre-response meeting, six (6) attended the optional site visit, and three (3) responses were received.</div> <div>Eversafe Building Maintenance Corporation is the highest ranked and highest scoring company with the lowest response pricing for this solicitation. The initial response amount was higher than the business unit budget. Procurement reviewed the submitted pricing and analyzed it against average CPI increases since the previous contract, along with updated hourly staff rates. Eversafe agreed that the original three (3) year pricing in the amount of \$1,658,149.80 could be lowered by approximately 16% based on the analysis and discussion with Procurement. The negotiations resulted in a savings in the amount of \$258,325.68. Eversafe is the incumbent for this contract and has provided satisfactory service. The previous contract was awarded in the amount of \$1,133,475.29 for three (3) years beginning in 2021. The updated response amount for this solicitation is in the amount of \$1,399,824.12 for three (3) years, which is 23% more than the prior contract. Eversafe Building Maintenance Corporation's response pricing is 39% lower than the next lowest response and is deemed reasonable.</div> <div>DISCUSSION/ACTION: Why is Award three and Award 4 broken into two items? This is broken out into two separate contracts due to the type of facilities and the level of service needed at those facilities. Facilities Services does maintain service level agreements with business partners that impacted the decision to split. These are JSEB contracts and may be difficult for a JSEB to maintain both contracts if they are combined or limit the amount of bidders we have. It was also mentioned fo the agenda to be corrected on the contract term dates Due to the awards committee meeting being cancelled last week there was an extension on the current Janitorial contracts with Eversafe by 30 days from September 30, 2024 to October 30, 2024. The new contracts term dates are October 31, 2024 - October 30, 2027. DISCUSSION/ACTION PARTICIPANTS: Ted Phillips, Halley Stewart, Chrissy Nunziato, Melanie Newton-Green, Bill Hickey</div>							N/A	Three (3) Years w/Two (2) – One (1) Yr. Renewals Start Date: 10/01/2024 End Date: 09/30/2027	Eversafe Building Maintenance Corporation is a JSEB	Second by: Ricky Erixton Committee Decision: Approved	
5	Invitation for Bid (IFB)	1411787846 South Shores Sub-Aqueous Force Main Rehab	Melendez	Logan Diving & Salvage	\$2,123,923.00	N/A	\$2,123,923.00					Motion by: Jody Brooks
	<div>Advertised: 07/08/2024 Opened: 09/17/2024 One (1) Bid Received Logan Diving & Salvage - \$2,123,923.00</div> <div>For additional information contact: Marline McDonald</div> <div>The purpose of this solicitation is to select a vendor to provide construction services for armoring the 42" force main (FM) crossing the St. Johns River from the South Shores Master pump station. The scope of the work includes installation of approximately 625 LF of armoring over the 42" subaqueous Ductile Iron Pipe (DIP) FM across the St. Johns River at locations where the pipe cover has been scoured away, exposing the pipe. The proposed work is within and underwater of the St Johns River.</div> <div>To encourage broader participation and address multiple inquiries from potential bidders, JEA extended the bid due deadline three (3) times. After only one (1) bid was received, JEA reached out to all companies who attended Pre-Bid meeting, and they indicated the unique nature of the project and the experience and capacity requirements, restricted their ability to take on this work.</div> <div>The fee for this Solicitation has been reviewed by JEA project staff, compared to past and current projects, and deemed reasonable.</div> <div>DISCUSSION/ACTION: Please explain why there was only one bidder and are we satisfied with the pricing received? Traditionally for this scope of work there is normally only one or two companies that can perform the specifics of diving and underground type of work. No one else bid and it was extended three time to try to get additional participation. They are satisfied with the pricing as it did come in under the budget that was anticipated. IT is recommended to move forward with the bid received they do have a local office here as they have conducted a lot of work with JEA. DISCUSSION/ACTION PARTICIPANTS: Ted Phillips, Dan Kruck</div>							N/A	Project Completion Start: 10/23/2024 End: 04/01/2025	N	Second by: Ricky Erixton Committee Decision: Approved	
6	Ratification/ Amendment	4511 Spring Park Rd Pump Station Rehab and Upgrade	Melendez	United Rentals	\$1,015,422.32	N/A	\$1,015,422.32					Motion by: Jody Brooks
	<div>For additional information contact: Dan Kruck</div> <div>The scope of work for this contract includes bypass pumping portion of the Spring Park Pump Station project.</div> <div>This project was originally awarded to Williams Industrial Services, LLC on 3/11/2021 as part of the full contract amount of \$3,358,137.98. Two Contact Amendments were processed that raised the contract amount to \$4,041,634.02. Williams Industrial Services notified JEA on 07/20/2023 that it was stopping work on all JEA projects. Williams Industrial Services subsequently declared bankruptcy. JEA terminated the Williams Industrial Services contract and contacted the surety. Prior to the contract termination, JEA had paid Williams Industrial \$3,285,928.09 for work completed. United Rentals was the subcontractor Williams Industrial had on the project providing the bypass pumping and JEA took over payment for the bypass pumping while conversations with the Surety were ongoing for the construction portion of the project.</div> <div>JEA and the Surety completed negotiations for the construction portion of the project, and decided to keep the bypass pumping as a separate scope of work. JEA will negotiate payment for the bypass pumping with the Surety once the pump station is off bypass, expected to occur by the end of December 2024. JEA was waiting for negotiations with the surety to be completed for the bypass pumping before bringing an award request. The decision to delay negotiations until the end of bypass operations has resulted in a partial ratification request. The award amount includes a ratification amount of \$895,422.32. JEA issued and paid purchase orders for the bypass pumping to keep the system operational, and anticipates this increase will fund the bypass pumping until the end of construction.</div> <div>Per section 3-104 of the Procurement Code, JEA is directly awarding the bypass pumping scope of work of the terminated Williams Industrial contract to United Rentals. JEA reviewed the costs with the United Rentals and deemed the costs is reasonable when compared to other project of this type.</div> <div>DISCUSSION/ACTION: Please give more detail on this award for the meeting minutes. The previously awarded contractor declared bankruptcy and walked off the job in July of 2023 caused the pump station to be bypassed having United Rentals being the subcontractor. Petticoat was awarded the contract portion of this award but it has taken about a year to get the complete process completed thru Surety. They would like it noted for the future reference this item should have been presented soon as an informational item so that the committee is aware. DISCUSSION/ACTION PARTICIPANTS: Ted Phillips, Dan Kruck, Peter Doherty</div>							N/A	Project Completion Start: 07/25/2023 End: 12/30/2024 (Estimated)	N	Second by: Ricky Erixton Committee Decision: Approved	
7	Single Source	JEA Global Positioning System (GPS) and Telematics LiGO Annual Subscription	T. Phillips	PreCise MRM LLC	\$832,120.00	N/A	\$832,120.00					Deferred
	Deferred							N/A	Two (2) Years w/ One (1)-One (1) Yr. Renewals Start Date: 10/01/2024 End Date: 09/30/2026	N		

Consent and Regular Agenda Signatures			
Budget	Name/Title	<u>Sara Goodwin</u>	Manager, Operating Budgets
Awards Chairman	Name/Title	<u>Theodore B Phillips</u>	CFO
Procurement	Name/Title	<u>Lisa Pleasant</u>	on behalf of Jenny McCollum
Legal	Name/Title	<u>Rebecca Lavis</u>	OGC

**TASK ORDER
NO. 2**

JEA BARTRAM

AUGMENTATION

WELL:

This Task Order No. 2 is issued this 3rd day of September, 2024 pursuant to the JEA Continuing Contract for Professional Services (JEA Contract No. JEA11469) dated June 1, 2023 and executed on November 14, 2023 (the Continuing Contract) between JEA and CDM Constructors, Inc. (the DESIGN-BUILDER). Collectively, JEA and the DESIGN-BUILDER may be referred to herein as the Parties.

RECITALS

WHEREAS, the Parties entered into the Continuing Contract pursuant to which the DESIGN-BUILDER agreed to perform certain progressive design-build services for construction of wells; and

WHEREAS, JEA now desires to procure services under the Continuing Contract as specified in DESIGN-BUILDER's scope of services for JEA Bartram Augmentation Well, attached hereto as Exhibit A.

NOW THEREFORE, in consideration of the terms and conditions set forth in the Continuing Contract and this Task Order, the Parties agree as follows:

A. Scope of Work

DESIGN-BUILDER shall perform the work more particularly described in Exhibit A attached hereto and incorporated herein (the Services). The Scope of Work shall generally include the following tasks:

- Design Phase
- Preconstruction services to Guaranteed Max Price (GMP)
- Well Drilling and Testing
- General Conditions including Bonds and Insurance
- Engineering Services During Construction

B. Payment Terms

1. JEA shall compensate the DESIGN-BUILDER for the design and pre-construction portion of the Services a lump sum amount of **one million, three hundred thirty-seven thousand, nine hundred sixty-three dollars (\$ 1,337,963)**, plus an additional time and materials optional services allowance not-to-exceed value of **twenty two thousand dollars (\$22,000)**, for a total Task Order No. 2 not to exceed

amount of **one million, three hundred fifty-nine thousand, nine hundred sixty-three dollars (\$1,359,963)** for work satisfactorily completed in accordance with the provisions of this Task Order and the Continuing Contract.

2. At the Final overall design completion of this Task Order No. 2, DESIGN-BUILDER shall calculate and submit to JEA a proposed Guaranteed Maximum Price (GMP) in accordance with the terms of the Continuing Contract. Upon receipt of the proposed GMP, JEA may either (i) continue this Task Order to provide for completion of the construction portion of the Services based on the GMP; or (ii) procure the construction services in accordance with the requirements of its Procurement Code and Operational Procedures.

C. Phase 1

1. The DESIGN-BUILDER shall perform the services necessary to generate a Guaranteed Maximum Price (GMP), including the deliverables set forth below. Phase 1 Services shall be completed within 240 days of the start of this Task Order.
 - a. Identification of the JEA requirements, the engineering design and analyses in civil, mechanical, structural, electrical, instrumentation & control, telemetry disciplines, value engineering, constructability analysis, the permitting including storm water management, finalization of bid packages for subcontractor bidding based upon the final design documents (or at such time as agreed between JEA and DESIGN-BUILDER), establishment of JSEB bidding packages, advertisement of bid packages, receipt, analysis and provision of bid tabulations to JEA, establishment and submittal of GMP and Schedule (including Guaranteed Completion Date) as further outlined in the Continuing Contract.
 - b. Detailed 60%, and final design documents including plans, specifications, permit drawings, permit applications, GMP Proposal, as outlined in the Continuing Contract, and Construction Schedule of Values.
 - c. Drilling of a new Upper Floridan Aquifer 16-inch diameter augmentation well drilling and associated testing.
 - d. Provision and distribution of hard copies and an electronic copy in PDF format on USB drive, or online file transfer, for review and comment by JEA. OPCC estimates shall be provided in Excel format, broken down by CSI MasterFormat 2016, with formulas and subtotals.
2. Upon receipt of each milestone and other design documents and other deliverables, JEA shall review the design documents and other deliverables and shall provide comments at a project meeting to be held within 5 business days of delivery of documents from the DESIGN-BUILDER.
3. The DESIGN-BUILDER will work in partnership with JEA to develop/identify activities related to risk and scope management. The DESIGN-BUILDER shall create the initial Risk Register, develop and lead all Risk, Opportunity, and

Innovation workshops to identify, define, track and document other project-specific risk, opportunity, and/or innovation. The DESIGN-BUILDER shall utilize the Risk Register to form the basis of the DESIGN-BUILDER's Construction Contingency and Owner's Allowance.

D. Phase 2

If JEA elects to proceed with completion of the remaining construction portion of the Services based on the GMP, the parties shall proceed with this Task Order providing for Engineering Services During Phase 2 Construction for a lump sum amount not to exceed **seventy-three thousand two hundred eighty dollars (\$73,280)** in accordance with this Task Order.

All services provided under this Task Order, or any amendment thereof, shall be subject to the terms and conditions of the Continuing Contract.

IN WITNESS WHEREOF, the duly authorized representatives of the Parties have executed this Task Order as of the date set forth above.

JEA

Approved as to form and format

Brian R Phillips

Digitally signed by Brian R Phillips
DN: C=US, E=philbr@jea.com,
O=JEA, OU=Project Engineering
and Construction, CN=Brian R
Phillips
Date: 2024.09.03 15:25:25-04'00'

Office of General Counsel

DESIGN-BUILDER

Tommy L Floyd

Digitally signed by Tommy L
Floyd
DN: C=US,
E=floydl@cdmsmith.com,
O=CDM Smith Inc.,
OU=CCI, CN=Tommy L
Floyd
Date: 2024.09.03
12:42:25-04'00'

EXHIBIT A
SCOPE OF SERVICES
FOR
JEA BARTRAM AUGMENTATION WELL
August 29, 2024

PHASE 1 SERVICES

GENERAL

PURPOSE

This **Exhibit A**, when executed shall be incorporated in and become part of CONTRACT (JEA Contract #JEA11469) between JEA (OWNER) and CDM Constructors Inc (DESIGN-BUILDER) and sets forth the design and preconstruction services and allowances to be provided by DESIGN-BUILDER. This project is classified by OWNER as high priority under Project Scoping Statement (PSS) Index 425-75, version 1.0 (dated June 18, 2024) and will be delivered by DESIGN-BUILDER in a progressive design build approach.

PROJECT BACKGROUND

OWNER serves the Nocatee and Bartram communities in north St. Johns County and south Duval County through the delivery of reclaimed water to meet landscape irrigation. As these areas continue to rapidly grow, the demand for reclaimed water is increasing exponentially during peak irrigation times in the spring and summer months. In 2016, a Consumptive Use Permit (CUP # 147105) was obtained for a new landscape irrigation reclaimed water supplementation well at the Nocatee Re-pump Facility by the OWNER from SJRWMD. To provide reliability of the reclaimed water system and level of service to reclaimed water customers, OWNER is proposing an additional non-potable well for supplementation in the Bartram Park Reclaimed Water Repump facility. OWNER is requesting installing a new, nominal 1,200 gallon per minute (gpm) well project at the Bartram Reclaimed Water Re-pump facility to assist with the high peak demand periods during the spring and summer months and provide reliability and stability of the reclaimed water system.

OWNER requests that DESIGN-BUILDER provide this scope of services and construction for the emergency Bartram Augmentation Well Project (Project) as part of the progressive design-build program. The OWNER desires water to be available for augmentation by **April 15, 2025**. To meet this augmentation goal, DESIGN-BUILDER will fast-track project implementation. The DESIGN-BUILDER anticipates mobilizing a driller to commence well drilling work by October 1, 2024, and provide temporary pumping and delivery of water measures to meet the April 15, 2025 milestone, before final permanent construction is completed at the site.

The Project design elements will include the following elements:

- **New Well:** Construct and test one new water supply well. The well will be a 16-inch diameter augmentation well completed in the Upper Floridan aquifer and will consist of approximately 100 feet of 24-inch diameter surface casing, approximately 430 feet of 16-inch diameter final

casing, and an estimated 200 feet of open borehole drilled into the Upper Floridan aquifer. The projected well production is estimated at between 900 gpm - 1,200 gpm. Actual casing depths will be determined in the field and will be based on site-specific hydrogeologic conditions encountered during well drilling.

- **Wellhead:** Provide a wellhead for the new augmentation well to include a concrete pad, nominal 1,200 gpm vertical turbine well pump with pump column, piping, magnetic flow meter, conductivity, level, sampling point, pressure measurement, valving, electrical, Cam-loc generator connection, instrumentation, control, site lighting, security requirements, and other appropriate appurtenances required for a standard OWNER wellhead.
- **Raw Water Pipeline:** Provide approximately 200-linear feet of 10-inch diameter raw water yard piping connecting the new wellhead to the existing Bartram Reclaimed Water Tank No. 2 (final sizing of the raw water pipeline will be verified during design) within the repump facility property.
- **Instrumentation and Control:** Provide a fiber optic cable connecting the new wellhead control panel to the existing facility SCADA system. Upgrade the repump facility SCADA system as necessary to accept the new well. Programming of the well SCADA system will be by OWNER.
- **Electrical:** Provide power for new well from existing 480V motor control center MCC2. Space is available in this motor control center to add soft start motor starter assuming a maximum horsepower of 50 HP (size 3) for the new well pump.
- **Resiliency Review:** Provide a resiliency review of the wellhead to determine the projected 100-year and 500-year flood levels for 2040 and 2070. Based on the results a minimum elevation will be determined for the wellhead and wellhead electrical equipment.
- **Permitting:** Provide permitting support to OWNER for permitting from the St. Johns River Water Management District (SJRWMD) and Florida Department of Environmental Protection (FDEP).
 - SJRWMD Consumptive Use Permit (CUP) Letter Modification (secured by JEA, CDM Smith will only be submitting a change from 12-inch casing to 16-inch casing).
 - SJRWMD Approved Construction and Testing Plan.
 - SJRWMD Well Construction Permit (By well driller).
 - FDEP Minor Modification to the Blacksford NPDES.
 - FDEP Certificate of Construction Completion (after well drilling substantial completion).

TASK SUMMARY

Task 1 – Project and Quality Management

Subtask 1.1 Project Management

Subtask 1.2 Meetings

Task 2 – Design Services

Subtask 2.1 Site Visit and Data Collection

Subtask 2.2 Well Drilling Design

- Subtask 2.3 Pump Technical Memorandum
- Subtask 2.4 60-Percent Design Package
- Subtask 2.5 100-Percent Design Package

Task 3 – Permitting

Task 4 – New Well Construction, Testing and Engineering Services During Well Drilling

- Subtask 4.1 New Augmentation Well Drilling Construction
- Subtask 4.2 Engineering Services During Well Drilling Construction and Testing
- Subtask 4.3 Letter Report for New Bartram Augmentation Well
- Subtask 4.4 General Conditions for Well Drilling

Task 5 – General Conditions for Well Drilling Construction

Task 6 – Preconstruction Services

- Subtask 6.1 Scheduling & Construction Phasing
- Subtask 6.2 GMP Proposal

Task 7 – Engineering Services During Construction

- Subtask 7.1 Pre-Construction Meeting
- Subtask 7.2 Monthly Site Visits and Monthly Status Meetings
- Subtask 7.3 Shop Drawing Submittal Reviews
- Subtask 7.4 Request for Information (RFIs) and Design Clarifications
- Subtask 7.5 Asset Management Information Submittals
- Subtask 7.6 Witness Start-Up and Performance Testing
- Subtask 7.7 Substantial and Final Completion/Acceptance and FDEP Certification
- Subtask 7.8 Review and approval of Vendor Operations and Maintenance (O&M) Manuals
- Subtask 7.9 Record Drawings Preparation and Submittal

Task 8 – Optional Services

Attachments

- Attachment A Anticipated Drawing List
- Attachment B Basis of Estimate
- Attachment C Baseline Schedule
- Attachment D Compensation and Payment

TASK 1 - PROJECT AND QUALITY MANAGEMENT

Subtask 1.1 - Project Management

Provide the necessary project management and coordination of design services, pre-construction services and engineering services during construction of the well for the Project. Activities performed under this task will consist of the general functions required to maintain the project on schedule, on budget and that the quality of the work product defined within this Task Order are consistent with OWNER's requirements and DESIGN-BUILDER's standards. Under this task, DESIGN-BUILDER shall include producing a Project Management Plan and Risk Management Plan.

Subtask 1.2 - Meetings

Project Kickoff Meeting

The DESIGN-BUILDER will schedule, prepare for, and conduct a Project Kickoff meeting to introduce the Project team (OWNER and DESIGN-BUILDER) members, review and endorse overall project objectives, discuss project management protocols, communication, DESIGN-BUILD team collaboration and introduce early project activities. Key members of the DESIGN-BUILDER's project team, OWNER's Representative team, and OWNER's project team are to attend, either virtually or in-person.

Progress Meetings

The DESIGN-BUILDER will schedule, facilitate, and participate in two design-milestone meetings and one GMP review meeting with OWNER's Project Manager through the design phase. The DESIGN-BUILDER will update the high-level Project design schedule to reflect changes to the major project deadlines, near-term (next two months) milestones, and critical path after any major design changes and produce meeting summaries documenting the meetings.

Technical Review Committee (TRC) Meeting

DESIGN-BUILDER will include an internal Technical Review Committee (TRC) prior to the 60% submittal to OWNER to determine the feasibility and accuracy of the design package in accordance with the DESIGN-BUILDER's quality management system. A subsequent up to two-hour, in-person meeting will be held with the OWNER to review the 60-Percent overall completion design documents. DESIGN-BUILDER will produce and submit an agenda and meeting minutes. OWNER comments will be documented in the meeting minutes and comments/responses worksheet and incorporated in the final package for GMP and final design stage.

Constructability Review

Conduct a project constructability review at the well drilling design phase and a comprehensive project constructability review at the 60% design milestone prior to GMP. The constructability review will be completed by DESIGN-BUILDER team and will focus on construction techniques, construction sequencing, and the best practices to be employed on this Project to meet OWNER's schedule.

TASK 2 - DESIGN SERVICES

Subtask 2.1 - Site Visit and Data Collection

DESIGN-BUILDER's leadership team, electrical engineer, drilling superintendent and mechanical engineer will meet with OWNER's PM and operations staff to perform a site visit at the Bartram Facility to examine and gather information about the existing site conditions, previous on-site work, electrical

services, site-access for well drilling and construction, setbacks and general layout alternatives for positioning the new augmentation well. DESIGN-BUILDER will review the available information provided from the OWNER's PSS, observations and notes from the site visit and additional data request items needed to advance the design of the Project. The data request may include, but not limited to the following information:

- SJRMWD CUP Permit (December 2017).
- Bartram Park Storage and Pump Project As-Built Drawings (PDF and CAD).
- Available Geotechnical Information (on-site).
- Legal Description and Site Survey Information (on-site), easements and soft dig reports.
- Raw water quality available closest to the proposed augmentation well.
- Any other well or SCADA data on-site.
- Augmentation Well Construction and Testing at Nocatee North Reclaimed Water Repump Facility.
- Electrical As-Built and submittals of installed existing MCC at Bartram Facility.
- Applicable restrictions from OWNER or others that would impact routing of the new yard piping from the well facility to the Reclaimed Water Tank.
- Groundwater modeling information that includes groundwater drawdown and water quality modeling conducted by others.
- Existing permit information, environmental reports related to Bartram Park Facility.

Based on review of this data and the site visit, DESIGN-BUILDER will prepare an email identifying information gaps and follow-up questions for OWNER to address. Following receipt of this email, OWNER will collaborate with DESIGN-BUILDER to locate additional resources to answer outstanding questions or make critical decisions for the Project.

Subtask 2.2 - Well Drilling Design

Augmentation Well Drilling and Testing Plan Technical Memorandum

After the discussion and approval of the well drilling components following the kick-off meeting and site visit with OWNER, DESIGN-BUILDER will prepare and submit a drilling, pump and testing plan technical memorandum for the drilling of Bartram Augmentation Well for submittal to the SJRWMD. This document will serve as the basis of design for the new raw water augmentation well including well construction plan and profile sketch, drilling method, drilling activities, preliminary/expected drilling depths, well construction design criteria and required permitting. Additionally, the drilling and testing plan technical memorandum will address well setback requirements under Chapters 62-555 and 62-532 Florida Administrative Code and proposed well development discharge water handling and disposal

methodology. DESIGN-BUILDER will prepare and submit the draft drilling and testing plan technical memorandum to OWNER.

OWNER shall review the draft drilling and testing plan technical memorandum and submit comments writing to DESIGN-BUILDER. An in-person meeting between OWNER and DESIGN-BUILDER will not be required. DESIGN-BUILDER will address the received comments, provide a written response in the form of an electronic spreadsheet Comment/Response Worksheet, edit the drilling and testing plan technical memorandum appropriately, and submit one electronic file in PDF of the final drilling and testing plan technical memorandum to both OWNER and SJRWMD. DESIGN-BUILDER will submit one electronic file in PDF of the final drilling and testing plan technical memorandum to both OWNER and SJRWMD.

Augmentation Drilling Specification Package

As part of the initial well drilling and testing plan, DESIGN-BUILDER will prepare the draft well drilling specifications package. This package will include specifications for new well construction, step drawdown testing and fluid management. The technical specifications will include the following diagrams or figures:

- Site location map.
- Well site map showing proposed Bartram Augmentation Well.
- Well construction diagram for Augmentation Well.

DESIGN-BUILDER will also develop specifications related to the minimum allowable driller equipment and condition of equipment, and personnel experience, which will provided to the OWNER for review.

Deliverables

1. Drawings and Specifications.
2. Draft and final Well Drilling, Pump and Testing Plan Technical Memorandum.
3. Draft and final Well Drilling Specification Package.

Subtask 2.3 - Pump Technical Memorandum

Pump Selection Technical Memorandum

DESIGN-BUILDER will perform the basic project processes and design calculations including hydraulics, well header capacity and yard piping sizing necessary to establish a basis of design for the well pump sizing and site. This sub-task will provide the pump system curve(s), establishment of design criteria, site (Bartram Augmentation Well) layout development and raw water yard piping to tie into the Reclaimed Water Tank no. 2. The design will comply with the latest edition of the JEA Water and Sewer Standards Manual (January 2024). DESIGN-BUILDER will perform the following:

- Well site layout and resiliency requirements.
- Piping route proposed connection to existing reclaimed water tank.

- Pump calculations/sizing, including design operating points (pump and system curves).

DESIGN-BUILDER will perform an internal technical review prior to the submittal to OWNER to determine the feasibility and accuracy of the Pump Selection Technical Memorandum (TM) in accordance with DESIGN-BUILDER's quality management system. Following the submittal of the Technical Memorandum, OWNER's staff shall review and transmit by electronic means the review comments as well as any desired future actions including permitting agency contact and further advancement of the design. A one-hour, in-person meeting will be held with OWNER to review pumping conditions, facility layout, and design preferences. DESIGN-BUILDER will produce and submit a meeting agenda and meeting minutes. OWNER comments will be documented in the meeting minutes and Comments/Responses Worksheet as well as incorporated into the 60-Percent Design Stage.

Resiliency Review

DESIGN-BUILDER will implement a resiliency check of the wellhead to determine the projected 100-year and 500-year flood levels for 2040 and 2070 to establish an understanding of current and future flood risk associated with the proposed Augmentation well on-site. DESIGN-BUILDER will utilize the ongoing OWNER's System Resiliency Program to evaluate flood risks and develop a flood elevation for use in developing minimum design criteria for the wellhead improvements, including equipment and dry floodproofing and minimum elevations for sensitive equipment (including electrical), and other adaptation strategies to reduce the risk of adverse impact from severe weather events. DESIGN-BUILDER will include the minimum design criteria established under this subtask and include it as part of the of Pump Selection Technical Memorandum in this subtask.

Subtask 2.4 - 60-Percent Design Package

Following the approval of Subtask 2.3, DESIGN-BUILDER will provide production and submittal of the overall 60-percent Detailed Design Package for OWNER. This effort will include the detailed development across the disciplines for the design plans, technical specifications, additional advancements to process mechanical in accordance with P&ID and civil/site drawings. The overall 60-Percent Complete Detailed Design Package will include the following information:

- 60-Percent Design Drawings.
- 60-Percent Design Technical Specifications.
- Finalized Pumping Calculations.
- Construction Sequence.
- GMP Proposal Package.

The anticipated list of drawings is included as Attachment A. This list represents DESIGN-BUILDER's plan for the 60 Percent drawing set. The list is subject to change as the work is developed.

Subtask 2.5 - Final Design Package

This task provides the development of the Final Design Package for the Project permitting. This effort includes final development of the technical specifications, as well as final design drawings for the various

disciplines in addition to the final advancement of the mechanical and site/civil drawings following OWNER's review in Subtask 2.5 and regulatory approval in Task 3.0.

Following the approval of the 60-percent Design Package, DESIGN-BUILDER will provide production and submittal of the overall Final Design Package for OWNER. This effort will include the remaining development across the disciplines for the design. The Final Design Package (signed and sealed) will include the following information:

- Final Design Drawings.
- Final Design Technical Specifications.
- Finalized Pumping Calculations.
- Applicable Permits.
- Construction Sequence.

TASK 3 - PERMITTING

DESIGN-BUILDER will develop Project Permitting, Responsibility and Approvals table consistent with the Design Build Agreement and including other permits/approvals identified by DESIGN-BUILDER. The Project Permitting and Approvals table will address permits and approvals. The expected permits/approvals for the Project are as follows:

- Well Permits:
 - SJRWMD Consumptive Use Permit (CUP) Letter Modification (secured by JEA, DESIGN-BUILDER will only be submitting a change from 12-inch casing to 16-inch diameter casing).
 - SJRWMD Approved Construction and Testing Plan.
 - SJRWMD Well Construction Permit.
- Wellhead and Raw Water Pipeline Permits:
 - FDEP Blacksford Minor NPDES Modification Permit.
 - FDEP Certificate of Construction Completion (after well drilling substantial completion).

DESIGN-BUILDER will consult with OWNER regarding the timing for providing input for the permitting process and obtaining other permits/approvals identified by DESIGN-BUILDER. The DESIGN-BUILDER will update the table as Project development activities progress if such progression results in the identification of additional permits or changes to the permitting requirements and durations. DESIGN-BUILDER will prepare and submit required permit applications. OWNER will pay the application fees.

TASK 4 - NEW WELL CONSTRUCTION, TESTING AND ENGINEERING SERVICES DURING WELL DRILLING

Subtask 4.1 - New Augmentation Well Drilling Construction

Following OWNER and SJRWMD approval of the Well Drilling and Testing Plan Technical Memorandum and the Well Drilling Plan Specifications Package, DESIGN-BUILDER will be responsible for the well drilling and testing and will contract directly with all well drilling subcontractor (complete services) to construct and test the new Bartram Augmentation Well at the location agreed and noted Drilling and Testing Plan in Subtask 2.3.

Subtask 4.2 - Engineering Services During Well Drilling Construction Testing

DESIGN BUILDER will provide professional hydrogeologic services during the drilling and testing of the new augmentation well and will provide the following professional services:

- Attend monthly well construction progress meetings (up to five meetings are included in the Scope of Work for DESIGN-BUILDER's Hydrogeologist and Project Engineer).
- Provide qualified Hydrogeologist during well drilling, construction, and testing. DESIGN-BUILDER estimates the completion of each well will require approximately 250 labor-hours of oversight and coordination during drilling operations. Work is anticipated to be concurrent with well drilling activities on the Ridenour WTP Well No. 8.
- Review of well drilling shop drawing submittals.
- Compile, evaluate, and interpret hydrogeologic data obtained during well drilling and testing. Hydrogeologic data including lithologic sample descriptions, drill stem water quality sampling, video and geophysical logging data, and variable and constant rate pumping test data.

During well drilling construction and testing, the Onsite Resident Hydrogeologist will:

- Conduct visual inspection and review suitability and storage methods of materials, equipment, and supplies delivered to the well construction sites.
- Accompany visiting inspectors representing the public or other agencies that have jurisdiction over the project, as requested by the OWNER.
- Observe setting and grouting of surface casing from land surface to competent geology as necessary for well construction.
- Observe setting and grouting of final casing from land surface to about 500 feet below land surface (bls). This bls reference is estimated depth to the top of competent rock within the UFA. Actual casing settings and well depths will be determined based on the site-specific hydrogeologic conditions and combined with regulatory constraints.
- Observe the drilling of the nominal open borehole. Characterize the geology through inspection of drill cuttings. Perform field testing of water samples for specific conductance, chlorides, sulfates, pH, and temperature.

- Water quality sampling will be conducted by DESIGN-BUILDER, and the water quality analyses to comply with regulatory requirements will be conducted an independent laboratory.
- Observe, evaluate, and interpret geophysical and video logging of the completed augmentation well.
- Conduct step drawdown tests and constant rate pumping tests in accordance with SJRWMD's requirements.
- Analyze the step drawdown and constant-rate tests for well performance and aquifer characteristics.
- Provide copies of all field reports, including daily logs when the resident hydrogeologist is on site.

Subtask 4.3 - Letter Report for New Bartram Augmentation Well

A draft letter report will be prepared and submitted to OWNER following completion of new Bartram Augmentation Well. The letter report will describe new well construction details and the results of the step drawdown tests. OWNER will review the draft letter report and provide comments to DESIGN-BUILDER for the final letter report. DESIGN-BUILDER will incorporate comments into a final letter report and will provide two hard copies to OWNER and to the SJRWMD. The letter report will contain the following:

- Well completion report.
- Aquifer characteristics from the step drawdown test.
- Geophysical and video logs and analysis.
- Results of groundwater quality analysis.
- General Assessment of hydrogeologic conditions.
- Provided bases of design for the size of the pump and pump setting depth.
- Assessment of suitability for water supply purpose.

TASK 5 - GENERAL CONDITIONS FOR WELL DRILLING CONSTRUCTION

DESIGN-BUILDER will provide the expenses for bonding, builder's risk and subcontractor default insurances required for the Well Drilling work contained within this Task Order. Additional General Conditions will be included as part of a future Task Order to capture the professional and support staff needed to support the remaining construction elements of the Project.

TASK 6 - PRECONSTRUCTION SERVICES

Subtask 6.1 - Scheduling & Construction Phasing

Design Build Schedule Development

The DESIGN-BUILDER will use Primavera P6 to prepare a critical path method network analysis (Baseline Schedule). The Baseline Schedule will be consistent with plans described in the DESIGN-BUILDER's proposal and will include detailed scheduling for Phase 1. It will be submitted in Draft form within 30 days of the Notice to Proceed. The initial baseline schedule will include deliverables for the Well Construction and Testing Plan, Pump Selection Technical Memorandum, release of vertical turbine pump and commencement of drilling activities. Initial Baseline Schedule development scope will end upon acceptance of the DESIGN-BUILDERS's GMP proposal, at which time the scope for schedule development and maintenance shall have been included in the GMP scope.

Minimum Schedule Requirements

Each activity in the detailed network diagram for the schedules will include the following information:

1. Sequential activity number.
2. Activity description.
3. Activity dependencies.
4. Activity duration in units of working days.
5. Start date.
6. Finish date.
7. Percent complete.
8. Resource assignment (only in GMP submission).
9. Activity cost loaded as non-labor resources (only in GMP submission).

Schedules will have multiple sort capabilities including the following:

1. By activity number.
2. By responsibility.
3. Early start dates.
4. Actual start dates.
5. Late start dates.
6. Activities on the critical path.
7. Listing of all deliverable related activities.

8. A graphical cost curve based on early start/finish and late start/finish.

The P6 Schedule will be updated whenever a Project change occurs that would significantly affect the nature of Phase 1 Project activities, duration of activities, network logic, or the scheduled Phase 2 construction Substantial Completion, Acceptance, or Final Completion Dates. The schedule updates will be assigned a sequential revision number.

Deliverables

1. Draft and Final Baseline schedule in .PDF and .XER format.
2. Following the GMP baseline schedule approval, schedule updates will be provided with any major design changes and accompanied by an updated forecasted cash flow.

Subtask 6.2 - GMP Proposal

Once final design has progressed to a degree acceptable to OWNER, OWNER will have the authority to direct the DESIGN-BUILDER to prepare a second GMP proposal for the balance of the Project construction scope. A second GMP is expected for the Project at the 60-percent level of design for the wellhead mechanical and yard piping portion of the Project. DESIGN-BUILDER will coordinate with OWNER regarding long lead items that may affect schedule and require early procurement release. DESIGN-BUILDER may elect to submit an additional GMP for early procurement packages to help expedite project schedule.

The DESIGN-BUILDER will use OWNER-approved cost model for developing cost estimates and produce a GMP proposal for OWNER's review and subsequent approval. The DESIGN-BUILDER will develop the GMP through a combination of cost estimates for self-performed construction, general conditions, final design and engineering services during construction, and smaller construction items, and targeted subcontractor and/or vendor bidding in a transparent and open-book manner congruent with design development to create an acceptable cost (including contingencies) to which the DESIGN-BUILDER's proposed fee and other fixed allocations or allowances will be added for a complete GMP proposal. DESIGN-BUILDER contingency included as part of the GMP will be supported by an updated risk register. Costs for final design, engineering services during construction and general conditions labor shall be developed using the rates established in OWNER's Progressive Design Build Contract Agreement No 11469.

TASK 7 - ENGINEERING SERVICES DURING CONSTRUCTION

This task provides for DESIGN-BUILDER's engineering services during the Phase 2 construction.

Subtask 7.1 - Pre-Construction Meeting

DESIGN-BUILDER design staff will attend and participate in the pre-construction meeting to answer technical questions. DESIGN-BUILDER design staff will prepare meeting minutes of the pre-construction meeting and provide these minutes to the OWNER for distribution to all attendees.

Subtask 7.2 - Monthly Site Visits and Monthly Status Meetings

DESIGN-BUILDER's design project manager (PM) will walk through the site prior to the start of each progress meeting (four site visits from Notice to Proceed [NTP] to Substantial Completion) to observe, as an experienced and qualified design professional, the progress and the quality of the executed work and

determine, in general, if such work is proceeding in accordance with the Contract Documents. Additionally, the Discipline Lead, or equally qualified professional from the following disciplines will make one site visit (each), as appropriate, to evaluate activities related to their specific area of expertise: Electrical, Instrumentation, and Process/Mechanical. These three site visits will be conducted to observe construction activity, evaluate conformance with the Contract Documents, and resolve design related issues, particularly related to equipment installation, electrical system, and control system installation and programming. Site visit reports and construction progress minutes will be produced and submitted to OWNER to document observations during the site visits and discussions/decisions occurring during the progress meetings.

Subtask 7.3 - Shop Drawing Submittal Reviews

Under this task, DESIGN-BUILDER design staff will follow the construction submittal protocol that establishes procedures for reviewing and filing of shop drawing submittals. The submittals will be reviewed for conformance with the Drawings and Specifications to verify that the design intent of the Project is maintained. These reviews will include those for shop drawings for the wellhead mechanical, raw water pipeline, valves, fittings, civil features, structural, electrical, and instrumentation. The project budget includes time for two reviews per submitted shop drawing for the well drilling and well facility portions of the Project. DESIGN-BUILDER design staff will strive to complete submittal reviews that are indicated to be critical to schedule adherence by the OWNER as soon as feasible. DESIGN-BUILDER design staff will facilitate the reviews of submittals and complete said reviews within 15 calendar days after receipt of the submittals. The submittal process is assumed to be fully electronic with all submittals maintained in the document control system (DCS) where they can be accessed for viewing by the OWNER. Shop drawing logs will be maintained by the DESIGN-BUILDER design staff and copies will be provided to document receipt and return of all submittals.

Subtask 7.4 - Request for Information (RFIs) and Design Clarifications

Under this task, the DESIGN-BUILDER design staff will provide design and specification support services during construction to answer technical requests for information (RFI) submitted for the purpose of clarifying design intent or specific features presented in the final design drawings and specifications. The project budget estimates a total of approximately ten RFIs including clarification of the DESIGN-BUILDER's design intent based on estimated five-month construction duration (two RFIs per month). Minor design or construction clarification issues that can be clarified by verbal comments during telephone conversations and/or site visit conversations will not be counted against the stated total RFIs. RFIs will be submitted electronically to the DESIGN-BUILDER design staff and the OWNER concurrently to facilitate review of these submittals. RFI logs will be maintained by the DESIGN-BUILDER design staff and provided to document receipt and return of all RFIs.

Subtask 7.5 - Asset Management Information Submittals

DESIGN-BUILDER design staff shall populate Asset Management Attribute Sheet for equipment and material information during the construction phase of the project. OWNER will be responsible for providing DESIGN-BUILDER with the Microsoft Excel-based template that will make it seamless for OWNER to incorporate asset management information.

Subtask 7.6 - Witness Start-Up and Performance Testing

The DESIGN-BUILDER will be responsible for arranging and conducting the startup test for major equipment. DESIGN-BUILDER design staff will review the submitted test plans and test reports from the suppliers for the pump equipment testing and review the certified performance testing results. For the purposes of engineering fee preparation, DESIGN-BUILDER has assumed the following personnel and on-site time duration for startup/performance testing:

1. Process/Mechanical Engineer(s) – estimated total of eight labor-hours for up to two site visits.
2. Electrical/Instrumentation Engineer – estimated total of eight labor-hours for up to two site visits.

Subtask 7.7 - Substantial and Final Completion/Acceptance and FDEP Certification

DESIGN-BUILDER design staff will conduct one substantial completion inspection and assist OWNER with the preparation of a punch list of items of work remaining to be completed. DESIGN-BUILDER design staff will accompany OWNER and conduct one final completion inspection to confirm punch list items have been corrected. OWNER shall provide all integration services for the new well and communications with the existing SCADA system.

Subtask 7.8 - Review and Approval of Vendor Operations and Maintenance (O&M) Manuals

DESIGN-BUILDER design staff will review and comment on the Final Vendor O&M Manuals for the installed equipment. For this effort, DESIGN-BUILDER has assumed up to five separate manuals for various pieces of equipment, some of which could be in combination with other associated equipment. DESIGN-BUILDER design staff will provide appropriate language within the specifications to be consistent with the referenced number of separate manuals. This will include up to one additional resubmittal review.

Subtask 7.9 - Record Drawings Preparation and Submittal

DESIGN-BUILDER will prepare and submit to OWNER three hard-copy sets of Record Drawings with a record drawing, signed/sealed and stamp signed by the DESIGN-BUILDER as well as one electronic copy in ACAD (.dwg) and PDF (.pdf) on DVD. The signed and sealed record drawing sets will be provided with the record drawing stamp and the discipline Engineer of Record P.E. stamp.

TASK 8 - OPTIONAL SERVICES

This task is for optional additional services associated with new Bartram Augmentation Well that may be required for the Project. The said services will only be performed at the expressed only at written direction of the OWNER following an approved proposal for the services submitted by the DESIGN-BUILDER.

Attachment A – Bartram Augmentation Well Anticipated Drawing List

Number	Sheet	Discipline	Description
1	G-0	GENERAL	COVER SHEET, LOCATION MAP, AND INDEX OF SHEETS
2	G-1	GENERAL	JEA GENERAL NOTES
3	G-2	GENERAL	GENERAL NOTES, LEGEND, SYMBOLS, AND ABBREVIATIONS
4	C-2	CIVIL	SITE PLAN, GRADING AND DRAINAGE PLAN
5	C-4	CIVIL	YARD PIPING PLAN
6	CD-1	CIVIL	CIVIL DETAILS I
7	CD-2	CIVIL	CIVIL DETAILS II
12	S-1	STRUCTURAL	STRUCTURAL NOTES AND DETAILS
13	S-2	STRUCTURAL	WELL PAD AND SECTION
14	M-1	MECHANICAL	MECHANICAL NOTES AND LEGEND
15	M-2	MECHANICAL	BARTRAM AUGMENTATION WELL - PLAN AND SECTION
16	MD-1	MECHANICAL	MECHANICAL DETAILS
17	E-1	ELECTRICAL	ELECTRICAL LEGEND AND SCHEDULES
18	E-2	ELECTRICAL	BARTRAM AUGMENTATION WELL -SINGLE LINE DIAGRAM
19	E-3	ELECTRICAL	BARTRAM AUGMENTATION WELL -ELECTRICAL SITE PLAN
20	E-4	ELECTRICAL	BARTRAM AUGMENTATION WELL - ELECTRICAL PLAN
21	E-5	ELECTRICAL	PANEL NETWORK & CONTROL WIRING DIAGRAM
22	ED-1	ELECTRICAL	ELECTRICAL DETAILS I
23	ED-2	ELECTRICAL	ELECTRICAL DETAILS II
24	I-1	INSTRUMENTATION	INSTRUMENTATION LEGEND I
25	I-2	INSTRUMENTATION	INSTRUMENTATION LEGEND II
26	I-3	INSTRUMENTATION	CONTROL BLOCK DIAGRAM
27	I-4	INSTRUMENTATION	PROCESS AND INSTRUMENTATION DIAGRAM – BARTRAM AUGMENTATION WELL
28	I-5	INSTRUMENTATION	INSTRUMENT INSTALLATION DETAILS
29	I-6	INSTRUMENTATION	JEA STANDARD WELL SCADA PANEL (FRONT AND BACK PANEL VIEW)
30	I-7	INSTRUMENTATION	JEA STANDARD WELL SCADA PANEL (INPUT POWER CIRCUITS)
31	I-8	INSTRUMENTATION	JEA STANDARD WELL SCADA PANEL (DIGITAL AND ANALOG I/O)
32	I-9	INSTRUMENTATION	JEA STANDARD WELL TRANSMITTER PANEL LAYOUT

Attachment B - BASIS OF ESTIMATE

DESIGN-BUILDER has made assumptions to determine the Scope of Work and develop Phase 1 cost estimates as follows:

1. OWNER shall be responsible for all permitting fees associated with this Project and sign as OWNER and Operating Entity. The permit applications will be submitted to the agency having jurisdiction by DESIGN-BUILDER.
2. OWNER shall supply as existing drawings, as-builts and property boundary survey (site legal description) to DESIGN-BUILDER for their use.
3. No new Geotechnical services are included in this project. DESIGN-BUILDER assumes existing geotechnical information is available for previous on-site work for geotechnical information needed for the new augmentation well and associated yard piping.
4. At the 60-Percent, and Final Design completion stages, two hard copy sets and one electronic set (PDF) of the required submittals and/or contract documents will be submitted to OWNER. All drawings, unless otherwise specified, will be half-size (11-inches by 17-inches). DESIGN-BUILDER will also provide the Issued for Construction Drawings (IFC) in PDF and ACAD (.dwg) formats and the Issued for Construction Specifications in PDF. Meeting agenda, meeting minutes, and other miscellaneous documents will be submitted to OWNER in electronic format (PDF).
5. Wetland permitting is not anticipated for OWNER's well parcel. Basis of scope of work assumes that wetland delineation, mitigation and environmental permitting/assessments are not included as part of the work. Additional efforts during the design shall be authorized through a separate authorization.
6. COJ 10-Set Permit is not anticipated on the project.
7. OWNER has provided the approved Consumptive Use Permit (CUP) based on a minor modification letter to SJRWMD for approval of the new (larger diameter) well.
8. Groundwater sampling will be performed for the parameters specified in the applicable regulations during step drawdown testing, including water quality parameters listed in OWNER's CUP. OWNER will be responsible for the laboratory analysis of Drinking Water Standards and additional parameters during step drawdown testing. OWNER shall be responsible for the analysis of the groundwater sampling during well drilling. The on-site resident hydrogeologist will be responsible for collecting the samples and delivering the collected samples to OWNER.
9. Any additional permits that are required in the Project, not listed in this Scope of Work, will be executed under an additional task order authorization approved by OWNER.
10. DESIGN-BUILDER assumes a design schedule with a one-week review/turnaround time for the milestone reviews. This includes one week (five working Days) for hold the design review meeting with the OWNER after the milestone submittal. DESIGN-BUILDER will develop responses or clarifications to OWNER provided comments and have them available for the design milestone meeting with OWNER.

11. Design decisions and directions in this work will be fixed after the Pump Technical Memorandum. Any Scope of Work changes expected to impact schedule and/or budget will be discussed with OWNER. Scope of Work changes will be addressed with a written change acknowledgement or a formal change order request for additional task approval by OWNER. OWNER will be notified in writing of all changes to the baseline scope, schedule, or budget, established in the Pump Technical Memorandum.
12. SCADA integration and programming services are not included in this proposed Scope of Work. SCADA integration and programming will be coordinated and accomplished by OWNER.
13. DESIGN-BUILDER assumes that the proposed well site, as selected by OWNER, will be accepted by SJRWMD. DESIGN-BUILDER will not be held responsible should the well-site not provide OWNER's anticipated water quality and yield. Well site relocation will require additional task authorization by OWNER.
14. The Bartram Augmentation Well will be a constant speed soft start motor.
15. OWNER shall be responsible with coordination required with OWNER's internal electrical group to provide an electrical service to Bartram Facility.
16. DESIGN-BUILDER reserves the right to request OWNER for any additional time and compensation associated with a final selection of an independent contractor should a decision be made for construction following the GMP negotiations. This proposal's engineering services during construction is estimated based on an integrated design-build team.
17. DESIGN-BUILDER shall utilize the Health and Safety Plan and Project Quality Management Plan from the previous task order executed (Ridenour Well No. 8) for updating these plans for this task order.
18. Project permitting delays in review of applications or other elements beyond the control of the DESIGN-BUILDER may impact the Baseline Schedule and Milestone start date of augmentation well beneficial use.

Attachment C – BASELINE PROJECT SCHEDULE

It is anticipated that the 60-percent Design and Wellhead GMP of this expedited progressive design-build project will take approximately two months from Start. The full completion of design services is expected to take four months. Well drilling is expected to take five months. GMP work, Construction Services to Final Completion, the Project is expected to take an additional six months. DESIGN-BUILDER will start work on the project within three business days of receipt of a formal notice to proceed (NTP). It is anticipated that the work described in this proposal will commence before August 31, 2024. Provided in **Table 1** below is an estimated Baseline Schedule. DESIGN-BUILDER will prepare an updated Baseline Schedule with due dates within the first 30 calendar days after receipt of a formal NTP from OWNER. Once GMP is developed, the schedule is estimated below and will be further defined/governed then.

Table 1 – Baseline Schedule (Critical Dates)

JEA Bartram Augmentation Well Anticipated Baseline Schedule	
Project Milestones	Anticipated Date
Design and Well Drilling Phase	7 months
Kickoff Meeting	August 28, 2024
Drilling Pre-Construction Meeting	October 1, 2024
Mobilization of Well Driller (Drilling Commences)	October 3, 2024
60-Percent Design Package	October 10, 2024
GMP Package Submittal	October 15, 2024
60-Percent Design Meeting	October 17, 2024
GMP Approval	November 15, 2024
Water/Yard Piping Permits Received	November 22, 2024
Final Design to JEA	December 6, 2024
Well Drilling Completion	March 15, 2025
Well Completion Report Completion	March 28, 2025
Well Facility Construction	5 months
Wellhead Pre-Construction Meeting	March 3, 2025
Pump and Electrical Shop Drawing Approval	March 21, 2025
Temporary Pumping/Piping Measures to Deliver Water Completed	April 15, 2025
Finalize Wellhead Construction*	April 16 – Jun 27, 2025
Substantial Completion*	July 1, 2025
Final Completion	August 1, 2025
Project Closeout	August 29, 2025

*Dates subject to change with the intent of providing temporary water by April 15, 2025 and GMP.

Attachment D – COMPENSATION AND PAYMENT

Compensation for the services described herein shall be made in accordance with the Agreement between OWNER and DESIGN-BUILDER. The basis of payment for the work described in Tasks one through seven of this Task Order will be completed as a GMP lump sum (LS) in the amount of \$1,337,963. A not to exceed allowance of \$22,000 is established for Task 8 – Optional Services as requested by OWNER. The grand total (not to exceed) amount of this task order is **\$1,359,963**. DESIGN-BUILDER will submit monthly invoices accompanied by written monthly status reports. For Task one through seven, partial payments shall be made in accordance with the percentage of the work completed for the period of the invoice. Task eight activities will only be authorized at the sole discretion of the OWNER following review and approval of DESIGN-BUILDER's additional scope of works and fee from the OWNER. A detailed fee table and associated supporting documentation is presented in subsequent pages of this attachment D. For invoice and summary purposes only, the approximate value of each task is shown in **Table 2**.

Table 2 – Task Value Summary

Task	Task Description	Task Value
Task 1	Project and Quality Management	\$48,340
Task 2	Design Services	\$126,350
Task 3	Permitting	\$4,750
Task 4	New Well Construction, Testing and Engineering Services During Well Drilling Construction	\$780,628
Task 5	General Conditions for Well Drilling Construction	\$214,591
Task 6	Pre-Construction Services	\$79,559
Task 7	Engineering Services During Construction	\$70,780
	<i>Other Direct Costs (Design + ESDC)</i>	\$12,965
Subtotal	Subtotal LUMP SUM Amount	\$1,337,963
Task 8	Optional Services (Not to Exceed)	\$22,000
TOTAL	Grand Total Not-To-Exceed Amount	\$1,359,963

Attachment D - Compensation and Payment Summary Fee Table

EXHIBIT B - FEE TABLE

Bartram Augmentation Well	CATEGORIES																		TOTAL HOURS EST	TOTAL LABOR COST
	Senior Technical Expert	Technical Expert	Officer/Principal	Senior Engineer	Senior Project Manager	Senior Professional	Project Control Specialist	Professional III	Professional II	Professional I	Senior Tech Support	Staff Tech Support	Contract Administrator	Project Accountant	Procurement Manager	Procurement Buyer	Administrative			
	Contract Billing Rates	\$275.00	\$250.00	\$245.00	\$225.00	\$215.00	\$195.00	\$165.00	\$165.00	\$140.00	\$120.00	\$145.00	\$135.00	\$130.00	\$110.00	\$150.00	\$70.00	\$105.00		
Task 1: Project and Quality Management	14	8	32	103	5			37	23				10				2	234	\$ 48,340	
Task 2: Design Services	2	12	52	75	18	32	28	118	222	48	34	112					24	777	\$ 126,350	
Task 3: Permitting				6	4			2	16									28	\$ 4,750	
Task 4: Engineering Service During Well Construction	2			7	31	249		6	2		8						4	309	\$ 60,120	
Task 6: PreConstruction Services			30	20				17	1									68	\$ 14,695	
Task 7: Services During Construction		3	34	99				90	162	4	6	8						405	\$ 70,780	
	18	23	148	310	58	281	28	278	426	52	48	120	10	0	0	0	30	1822	\$ 325,035	

Total Labor (Lump Sum)	\$	325,035
Total Other Direct Costs (Lump Sum)	\$	12,965
Total Design and Engineering Fee (Lump Sum)	\$	338,000
Task 6 - Optional Services	\$	12,000
Total Design and Engineering Fee (Not to Exceed)	\$	350,000
Task 4: New Well Construction and Testing (Lump Sum)	\$	720,507.66
Task 5: General Conditions for Well Drilling Construction Including Bonds and Insurance (Lump Sum)	\$	214,591.00
Task 6: PreConstruction Services (Lump Sum)	\$	64,864.00
Total Lump Sum Fee	\$	1,337,963
Task 8: Well Drilling Allowance	\$	10,000
Total Not To Exceed	\$	1,347,963



JEA
Bartram Oaks Well - Phase 1
(INDIRECT COSTS UNALLOCATED)

Attachment D - Compensation and Payment Summary Level Cost Proposal

8/20/2024 3:07 PM

JEA Bartram Oaks Well - Phase 1 Opinion of Probable Construction Cost, August 2024, 10% Design

Estimator	Elias Andraos
Equipment rate table	2024H2 \$4Equip BOF
ENR CCI	AUG 2024: 13,593.65
AACEi Class	4
Estimate Type	Design Build
Design Level	10%
Notes	<p>This is an Opinion of Probable Construction Cost only, as defined by the documents provided at the level of design indicated above. CDM Smith has no control over the cost of labor, materials, equipment, or services furnished, over schedules, over contractor's methods of determining prices, competitive bidding (at least 3 each - both prime bidders and major subcontractors), market conditions or negotiating terms. CDM Smith does not guarantee that this opinion will not vary from actual cost, or contractor's bids.</p> <p>There are not any costs provided for: Change Orders, Design Engineering, Construction Oversight, Client Costs, Finance or Funding Costs, Legal Fees, Land Acquisition or temporary/permanent Easements, Operations, or any other costs associated with this project that are not specifically part of the bidding contractor's proposed scope. This OPCC shall remain valid for 30 days. Beyond this date, CDM Constructors should be notified of design changes. The estimate will also be reviewed to reflect current market conditions.</p> <p>Assumptions:</p> <p>No rock excavation is required.</p> <p>Only nominal dewatering is needed.</p> <p>No consideration for contaminated soils or hazardous materials is included (i.e. asbestos, lead, etc).</p> <p>Based on a normal 40 hour work week with no overtime.</p>
Report format	<p>Sorted by 'Area/16CSI Sctrn/Element'</p> <p>'Element' summary</p> <p>Allocate addons</p> <p>Paginate</p>



JEA
Bartram Oaks Well - Phase 1
(INDIRECT COSTS UNALLOCATED)

8/20/2024 3:07 PM

Spreadsheet Level	Takeoff Quantity	Labor Amount	Material Amount	Equip Amount	Sub Amount	Other Amount	Total Cost/Unit	Total Amount
005 Well Drilling								
33-11-00 Wells								
05.331100.7800 Well Drilling -	700.00 lf				630,200		900.29 /lf	630,200
33-11-00 Wells					630,200			630,200
005 Well Drilling					630,200			630,200



JEA
Bartram Oaks Well - Phase 1
(INDIRECT COSTS UNALLOCATED)

8/20/2024 3:07 PM

Estimate Totals

	Description	Amount	Totals	Hours	Rate
Labor					
Material					
Equipment					
Subcontract		630,200			
Other					
		<u>630,200</u>	<u>630,200</u>		
	Subtotal Direct Cost		<u>630,200</u>		
	<u>Indirect Costs</u>				
	Subcontractor/Supplier Bond	18,906			3.000 %
	Permits(% total cost)				
	Sales Tax (Permanent Mat'l)				
	Sales Tax (Non-Permanent)				
	D Builder Bonds & Insurances	40,799			3.000 %
	Reduce B&I from D&E Fee	<u>(10,500)</u>			
	Subtotal	<u>49,205</u>	<u>679,405</u>		
	Contractor Total OH&P	74,735			11.000 %
	Subtotal	<u>74,735</u>	<u>754,140</u>		
	<u>General Conditions</u>				
	GC General Conditions	245,823			
	Subtotal	<u>245,823</u>	<u>999,963</u>		
	Contingency				
	Subtotal		<u>999,963</u>		
	<u>Services</u>				
	Design & Engineering Fee	350,000			
	Subtotal	<u>350,000</u>	<u>1,349,963</u>		
	<u>Allowances</u>				
	Additional Well Drilling Allowance	10,000			
	Subtotal	<u>10,000</u>	<u>1,359,963</u>		
	Total		1,359,963		

"This Opinion of Probable Construction Cost is produced in accordance with CDM Smith's Firmwide Quality policies and best practices as described in CDM Smith's Estimating Manual Dated 01/03/12. Section 10 titled Quality Control. I hereby acknowledge that the Cost Estimating policies and procedures were followed in preparation of the Opinion of Probable Cost".

Estimator initials - EA

Estimate Reviewer -

Award #2 Supporting Documents 10/03/2024

Attachment D - Compensation and Payment

General Conditions and Pre-Construction Services



GC COST REPORT

CLIENT NAME: JEA
PROJECT NAME: Bartram Augmentation Well

PROJECT MANAGER: Yanni Polemalidis
PROJECT NUMBER: 294791

Cost Item	Takeoff Quantity	Labor Manhours	Labor Rate	Labor Amount	Material Amount	Equip Amount	Sub Amount	Other Amount	Total Unit Cost	Total Amount
PRELIMINARY SERVICES										
PRELIMINARY SERVICES STAFFING										
PROJECT MANAGEMENT STAFF										
Area Leader	6 A/Wk	13 mh	\$ 260 /hr	\$ 3,343	\$ -	\$ -	\$ -	\$ -	\$ 520.00 /A/Wk	\$ 3,343
Sr Project Mgr	6 A/Wk	129 mh	\$ 215 /hr	\$ 27,843	\$ -	\$ -	\$ -	\$ -	\$ 4,300.05 /A/Wk	\$ 27,843
Project Account	6 A/Wk	18 mh	\$ 185 /hr	\$ 3,568	\$ -	\$ -	\$ -	\$ -	\$ 555.01 /A/Wk	\$ 3,568
Lead Procurement	6 A/Wk	38 mh	\$ 70 /hr	\$ 2,700	\$ -	\$ -	\$ -	\$ -	\$ 420.07 /A/Wk	\$ 2,700
Sr Procurement Mgr	6 A/Wk	26 mh	\$ 150 /hr	\$ 3,857	\$ -	\$ -	\$ -	\$ -	\$ 599.99 /A/Wk	\$ 3,857
PROJECT MANAGEMENT STAFF	6 A/Wk	226 mh		\$ 41,111	\$ -	\$ -	\$ -	\$ -	\$ 6,285.13 /A/Wk	\$ 41,111
ESTIMATING										
Lead Estimator	6 A/Wk	42 mh	\$ 195 /hr	\$ 8,148	\$ -	\$ -	\$ -	\$ -	\$ 1,267.48 /A/Wk	\$ 8,148
Estimator	6 A/Wk	10 mh	\$ 185 /hr	\$ 1,880	\$ -	\$ -	\$ -	\$ -	\$ 282.50 /A/Wk	\$ 1,880
Chief Estimator	6 A/Wk	10 mh	\$ 215 /hr	\$ 2,073	\$ -	\$ -	\$ -	\$ -	\$ 322.50 /A/Wk	\$ 2,073
ESTIMATING	6 A/Wk	61 mh		\$ 12,102	\$ -	\$ -	\$ -	\$ -	\$ 1,882.48 /A/Wk	\$ 12,102
PROJECT CONTROLS										
Project Controls Mgr	6 A/Wk	39 mh	\$ 185 /hr	\$ 7,136	\$ -	\$ -	\$ -	\$ -	\$ 1,110.02 /A/Wk	\$ 7,136
PROJECT CONTROLS	6 A/Wk	39 mh		\$ 7,136	\$ -	\$ -	\$ -	\$ -	\$ 1,110.02 /A/Wk	\$ 7,136
GENERAL STAFF										
Lead Project Admin	6 A/Wk	19 mh	\$ 105 /hr	\$ 2,025	\$ -	\$ -	\$ -	\$ -	\$ 314.09 /A/Wk	\$ 2,025
Sr Project Admin	6 A/Wk	10 mh	\$ 130 /hr	\$ 1,254	\$ -	\$ -	\$ -	\$ -	\$ 185.02 /A/Wk	\$ 1,254
GENERAL STAFF	6 A/Wk	29 mh		\$ 3,279	\$ -	\$ -	\$ -	\$ -	\$ 499.11 /A/Wk	\$ 3,279
CONSTR EQUIP & SMALL TOOLS										
Misc Small Tools	325 A/Wk					\$ 974			\$ 3.00 /A/Wk	\$ 974
CONSTR EQUIP & SMALL TOOLS						\$ 974				\$ 974
SAFETY										
Safety Supplies	325 A/Wk					\$ 182			\$ 0.56 /A/Wk	\$ 182
SAFETY						\$ 182				\$ 182
Subtotal				\$ 93,823	\$ 1,166					\$ 94,989
Sales Tax	7.00%									\$ 81
Subtotal w/ Taxes										\$ 95,070
PRELIMINARY SERVICES TOTAL										\$ 95,070
CONSTRUCTION GENERAL CONDITIONS & STAFFING										
PROJECT MANAGEMENT STAFF										
Area Leader	13 A/Wk	13 mh	\$ 260 /hr	\$ 3,306	\$ -	\$ -	\$ -	\$ -	\$ 260.01 /A/Wk	\$ 3,306
Sr Project Mgr	13 A/Wk	203 mh	\$ 215 /hr	\$ 43,740	\$ -	\$ -	\$ -	\$ -	\$ 3,440.21 /A/Wk	\$ 43,740
Project Account	13 A/Wk	38 mh	\$ 185 /hr	\$ 7,057	\$ -	\$ -	\$ -	\$ -	\$ 555.04 /A/Wk	\$ 7,057
PROJECT MANAGEMENT STAFF	13 A/Wk	264 mh		\$ 54,103	\$ -	\$ -	\$ -	\$ -	\$ 4,255.26 /A/Wk	\$ 54,103
FIELD STAFF										
General Super	13 A/Wk	254 mh	\$ 195 /hr	\$ 49,587	\$ -	\$ -	\$ -	\$ -	\$ 3,900.13 /A/Wk	\$ 49,587
H/S Mgr	13 A/Wk	25 mh	\$ 150 /hr	\$ 3,814	\$ -	\$ -	\$ -	\$ -	\$ 300.01 /A/Wk	\$ 3,814
Constr Specialist 3	13 A/Wk	254 mh	\$ 120 /hr	\$ 30,516	\$ -	\$ -	\$ -	\$ -	\$ 2,400.08 /A/Wk	\$ 30,516
FIELD STAFF	13 A/Wk	534 mh		\$ 83,917	\$ -	\$ -	\$ -	\$ -	\$ 6,600.22 /A/Wk	\$ 83,917
PROJECT CONTROLS										
Project Controls Mgr	13 A/Wk	25 mh	\$ 185 /hr	\$ 4,705	\$ -	\$ -	\$ -	\$ -	\$ 370.02 /A/Wk	\$ 4,705
PROJECT CONTROLS	13 A/Wk	25 mh		\$ 4,705	\$ -	\$ -	\$ -	\$ -	\$ 370.02 /A/Wk	\$ 4,705
CLERICAL STAFF										
Lead Project Admin	13 A/Wk	51 mh	\$ 105 /hr	\$ 5,340	\$ -	\$ -	\$ -	\$ -	\$ 420.01 /A/Wk	\$ 5,340
Sr Project Admin	13 A/Wk	38 mh	\$ 130 /hr	\$ 4,559	\$ -	\$ -	\$ -	\$ -	\$ 390.05 /A/Wk	\$ 4,559
CLERICAL STAFF	13 A/Wk	89 mh		\$ 9,899	\$ -	\$ -	\$ -	\$ -	\$ 710.06 /A/Wk	\$ 9,899
TRAVEL & SUBSISTENCE										
Area Lead A/Hare	1 /Trips						\$ 1,000	\$ 1,000.00 /Trips	\$ 1,000	
Area Lead Car Rental	1 /Trips						\$ 250	\$ 250.00 /Trips	\$ 250	
Area Lead Hotel	1 /Trips						\$ 600	\$ 600.00 /Trips	\$ 600	
Area Lead Meals	1 /Trips						\$ 250	\$ 250.00 /Trips	\$ 250	
Proj Mgr Car Rental	3 /Trips						\$ 900	\$ 300.00 /Trips	\$ 900	
Proj Mgr Hotel	3 /Trips						\$ 3,000	\$ 1,000.00 /Trips	\$ 3,000	
Proj Mgr Meals	3 /Trips						\$ 750	\$ 250.00 /Trips	\$ 750	
Safety Mgr A/Hare	1 /Trips						\$ 1,000	\$ 1,000.00 /Trips	\$ 1,000	
Safety Mgr Car Rental	1 /Trips						\$ 250	\$ 250.00 /Trips	\$ 250	
Safety Mgr Hotel	1 /Trips						\$ 600	\$ 600.00 /Trips	\$ 600	
Safety Mgr Meals	1 /Trips						\$ 250	\$ 250.00 /Trips	\$ 250	
PerDiem by Weeks	7 /Wks						\$ 10,238	\$ 1,575.00 /Wks	\$ 10,238	
TRAVEL & SUBSISTENCE							\$ 18,588			\$ 18,588
TEMP SANITARY SERVICE										
Portable Toilets (Month)	3 /Mon						\$ 450	\$ 150.00 /Mon	\$ 450	
TEMP SANITARY SERVICE							\$ 450			\$ 450
TEMP TELEPHONE & COMM										
Internet Hotspots	3 /Ea						\$ 450	\$ 150.00 /Ea	\$ 450	
TEMP TELEPHONE & COMM							\$ 450			\$ 450
CDM FIELD OFFICE EQUIP/SUPPLY										
CDM Drinking Water	3 /Mon						\$ 300	\$ 100.00 /Mon	\$ 300	
CDM FIELD OFFICE EQUIP/SUPPLY							\$ 300			\$ 300
CONSTR EQUIP & SMALL TOOLS										
Misc Small Tools	814 A/Wk					\$ 2,441			\$ 3.00 /A/Wk	\$ 2,441
CONSTR EQUIP & SMALL TOOLS						\$ 2,441				\$ 2,441
SAFETY										
Safety Supplies	814 A/Wk					\$ 1,627			\$ 2.00 /A/Wk	\$ 1,627
SAFETY						\$ 1,627				\$ 1,627
CONTRACT REQUIREMENTS										
Texture Accounting	1 /LS						\$ 2,000	\$ 2,000.00 /LS	\$ 2,000	
Predictive Solutions	1 /LS						\$ 1,000	\$ 1,000.00 /LS	\$ 1,000	
LCP Certified Payroll	0 /LS							\$ 0.00 /LS	\$ -	
CONTRACT REQUIREMENTS							\$ 3,000			\$ 3,000
Subtotal				\$ 183,024	\$ 4,068			\$ 23,238		\$ 189,959
Sales Tax	7.00%									\$ 579
Subtotal w/ Taxes										\$ 190,538
CONSTRUCTION GCs TOTAL										\$ 190,538

COST REPORT (Precon/Preliminary Services + Construction GC's)

\$ 245,823

Attachment D - Compensation and Payment
Well Drilling Schedule of Values

PROJECT NAME: Bartram Oaks
 PAYMENT NO.:
 SUBCONTRACTOR: Complete Services Well Drilling, Inc.
 PROJECT NO.:

ITEM	DESCRIPTION	ORIGINAL ESTIMATE				PREVIOUS		CURRENT		COMPLETED TO DATE		
		BID QUANT	UNIT	PRICE	TOTAL PRICE	QUANT	VALUE	QUANT	VALUE	QUANT	VALUE	% COMPLETE
1	SITE PREP, WATER SUPPLY, DRILL PAD AND FLUID MANAGEMENT	1.000	LS	96,000.00	\$ 96,000.00		\$ -		\$ -	0.000	\$ -	0.00%
2	MOBILIZATION / DEMOBILIZATION	1.000	LS	82,600.00	\$ 82,600.00		\$ -		\$ -	0.000	\$ -	0.00%
3	DRILL 12.25" PILOT BORING TO APPROX 80 FEET +/-	1.000	LS	17,200.00	\$ 17,200.00		\$ -		\$ -	0.000	\$ -	0.00%
4	PERFORM GEOPHYSICAL LOGGING	1.000	EA	7,500.00	\$ 7,500.00		\$ -		\$ -	0.000	\$ -	0.00%
5	REAM 29-INCH BOREHOLE TO 80 FEET +/-	1.000	LS	17,200.00	\$ 17,200.00		\$ -		\$ -	0.000	\$ -	0.00%
6	FURNISH, DRILL, INSTALL AND GROUT 24" CASING	1.000	LS	35,600.00	\$ 35,600.00		\$ -		\$ -	0.000	\$ -	0.00%
7	DRILL 12.25" PILOT BORING TO APPROX 370 FEET +/-	1.000	LS	49,300.00	\$ 49,300.00		\$ -		\$ -	0.000	\$ -	0.00%
8	PERFORM GEOPHYSICAL LOGGING	1.000	EA	7,500.00	\$ 7,500.00		\$ -		\$ -			
9	REAM A NOMINAL 23-INCH BOREHOLE TO APPROX 370 FEET +/-	1.000	LS	49,300.00	\$ 49,300.00		\$ -		\$ -	0.000	\$ -	0.00%
10	PERFORM GEOPHYSICAL LOGGING	1.000	EA	7,500.00	\$ 7,500.00		\$ -		\$ -			
11	FURNISH, DRILL, INSTALL AND GROUT 16" CASING	1.000	LS	98,800.00	\$ 98,800.00		\$ -		\$ -	0.000	\$ -	0.00%
12	DRILL 12.25" PILOT BORING TO APPROX 700 FEET +/-	1.000	LS	49,500.00	\$ 49,500.00		\$ -		\$ -	0.000	\$ -	0.00%
13	PERFORM STATIC AND DYNAMIC GEOPHYSICAL AND VIDEO LOGGING	1.000	LS	21,400.00	\$ 21,400.00		\$ -		\$ -	0.000	\$ -	0.00%
14	REAM 15" BOREHOLE TO 700 FEET +/-	1.000	LS	49,500.00	\$ 49,500.00		\$ -		\$ -	0.000	\$ -	0.00%
15	PERFORM GEOPHYSICAL LOGGING (CALIPER, GAMMA & VIDEO)	1.000	LS	7,500.00	\$ 7,500.00		\$ -		\$ -	0.000	\$ -	0.00%
16	PERFORM PLUMBNESS AND ALIGNMENT TEST	1.000	LS	10,500.00	\$ 10,500.00		\$ -		\$ -	0.000	\$ -	0.00%
17	DEVELOP THE WELL UTILIZING TEMPORARY PUMP	1.000	LS	350.00	\$ 2,800.00		\$ -		\$ -	0.000	\$ -	0.00%
18	CONDUCT STEP DRAWDOWN TEST & WATER SAMPLES	1.000	LS	20,500.00	\$ 20,500.00		\$ -		\$ -	0.000	\$ -	0.00%
19	VTP AND STARTUP SERVICES	1.000	LS		\$ -		\$ -		\$ -	0.000	\$ -	#DIV/0!
20					\$ -		\$ -		\$ -	0.000	\$ -	#DIV/0!
21					\$ -		\$ -		\$ -	0.000	\$ -	#DIV/0!
					\$ -		\$ -		\$ -	0.000	\$ -	#DIV/0!
	Pricing Based on information available. Price includes allowance for +30 of casing				\$ -		\$ -		\$ -	0.000	\$ -	#DIV/0!
	for each string required. Also allows for working area as is without clearing.				\$ -		\$ -		\$ -	0.000	\$ -	#DIV/0!
					\$ -		\$ -		\$ -	0.000	\$ -	#DIV/0!
					\$ -		\$ -		\$ -	0.000	\$ -	#DIV/0!
					\$ -		\$ -		\$ -	0.000	\$ -	#DIV/0!
					\$ -		\$ -		\$ -	0.000	\$ -	#DIV/0!
					\$ -		\$ -		\$ -	0.000	\$ -	#DIV/0!
					\$ -		\$ -		\$ -	0.000	\$ -	0.00%
TOTAL ORIGINAL WORK					\$ 630,200.00		\$ -		\$ -		\$ -	

**TASK ORDER
NO. 1**

JEA RIDENOUR

WELL NO. 8:

This Task Order No. 1 is issued this 23rd day of July, 2024 pursuant to the JEA Continuing Contract for Professional Services (JEA Contract No. JEA11469) dated June 1, 2023 and executed on November 14, 2023 (the Continuing Contract) between JEA and CDM Constructors, Inc. (the DESIGN-BUILDER). Collectively, JEA and the DESIGN-BUILDER may be referred to herein as the Parties.

RECITALS

WHEREAS, the Parties entered into the Continuing Contract pursuant to which the DESIGN-BUILDER agreed to perform certain progressive design-build services for construction wells; and

WHEREAS, JEA now desires to procure services under the Continuing Contract as specified in DESIGN-BUILDER's proposal dated February 1, 2024, attached hereto as Exhibit A.

NOW THEREFORE, in consideration of the terms and conditions set forth in the Continuing Contract and this Task Order, the Parties agree as follows:

A. Scope of Work

DESIGN-BUILDER shall perform the work more particularly described in Exhibit A attached hereto and incorporated herein (the Services). The Scope of Work shall generally include the following tasks:

- Design Phase to 100%
- Preconstruction services to Guaranteed Max Price (GMP)
- Engineering Services During Construction

B. Payment Terms

1. JEA shall compensate the DESIGN-BUILDER for the design and pre-construction portion of the Services a lump sum amount **five hundred thousand and twenty-eight dollars (\$500,028)**, plus an additional time and materials optional services allowance not-to-exceed **twenty five thousand dollars (\$25,000)**, for a total Phase 1 not to exceed amount of **five hundred twenty-five thousand and twenty-eight dollars (\$525,028)** for work satisfactorily completed in accordance with the provisions of this Task Order and the Continuing Contract.
2. Upon completion on the Phase 1 design portion of the Services, DESIGN-BUILDER shall calculate and submit to JEA a proposed Guaranteed Maximum Price (GMP) in accordance with the terms of the Continuing Contract. Upon receipt

of the proposed GMP, JEA may either (i) continue this Task Order to provide for completion of the construction portion of the Services based on the GMP; or (ii) procure the construction services in accordance with the requirements of its Procurement Code and Operational Procedures.

C. Design Phase (Phase 1)

1. The DESIGN-BUILDER shall perform the services necessary to generate a Guaranteed Maximum Price (GMP), including the deliverables set forth below. Phase 1 Services shall be completed within 300 days of execution of this Task Order.
 - a. Identification of all JEA requirements, all engineering design and analyses in civil, mechanical, structural, electrical, instrumentation & control, telemetry disciplines, value engineering, constructability analysis, all permitting including storm water management, finalization of bid packages for subcontractor bidding based upon the 100% design documents (or at such time as agreed between JEA and DESIGN-BUILDER), establishment of JSEB bidding packages, advertisement of bid packages, receipt, analysis and provision of bid tabulations to JEA, establishment and submittal of GMP and Schedule (including Guaranteed Completion Date) as further outlined in the Continuing Contract.
 - b. Detailed 30%, 60%, and 100% design documents including plans, specifications, permit drawings, permit applications, GMP Proposal, as outlined in the Continuing Contract, and Construction Schedule of Values. OPPC estimates shall be provided at 30% and 60% design submittals.
 - c. Provision and distribution of hard copies and an electronic copy in PDF format on USB drive, or online file transfer, for review and comment by JEA. OPPC estimates shall be provided in Excel format, broken down by CSI MasterFormat 2016, with formulas and subtotals.
2. Upon receipt of the design documents and other deliverables, JEA shall review the design documents and other deliverables and shall provide comments at a project meeting to be held within 15 business days of delivery of documents from the DESIGN-BUILDER. Within 10 business days of the project meeting, DESIGN-BUILDER shall perform all services necessary to incorporate JEA's comments and resubmit the deliverables in PDF format for JEA's review and approval.
3. The DESIGN-BUILDER will work in partnership with JEA to develop/identify activities related to risk and scope management. The DESIGN-BUILDER shall create the initial Risk Register, develop and lead all Risk, Opportunity, and Innovation workshops to identify, define, track and document other project-specific risk, opportunity, and/or innovation. The DESIGN-BUILDER shall utilize the Risk Register to form the basis of the DESIGN-BUILDER's Construction Contingency and Owner's Allowance.

D. Phase 2 (Services During Construction).

If JEA elects to proceed with completion of the construction portion of the Services based on the GMP, the parties shall proceed with this Task Order providing for Engineering Services During Phase 2 Construction for a lump sum amount not to exceed **one hundred fifty one thousand six hundred eighty five dollars (\$151,685)** in accordance with this Task Order.

All services provided under this Task Order, or any amendment thereof, shall be subject to the terms and conditions of the Continuing Contract.

IN WITNESS WHEREOF, the duly authorized representatives of the Parties have executed this Task Order as of the date set forth above.

JE A

Approved as to form and format

Office of General Counsel

Brian R Phillips

Digitally signed by Brian R Phillips
DN: C=US, E=philbr@jea.com,
O=JEA, OU=Project Engineering and
Construction, CN=Brian R Phillips
Date: 2024.07.23 11:52:22-04'00'

Tommy L Floyd

Digitally signed by Tommy L Floyd
DN: C=US,
E=floydtl@cdmsmith.com, O=CDM
Smith Inc., OU=CCl, CN=Tommy L
Floyd
Date: 2024.07.23 08:34:22-04'00'

DESIGN-BUILDER



ATTACHMENT A

Scope of Services

For

JEA RIDENOUR WELL NO. 8

Phase 1 Services

GENERAL

PURPOSE

This Attachment A, when executed shall be incorporated in and become part of CONTRACT (JEA Contract #JEA11469) between JEA (OWNER) and CDM Constructors Inc (DESIGN-BUILDER) and sets forth the Phase 1 design and preconstruction services to be provided by DESIGN-BUILDER. This project is classified by OWNER as high priority under Project Scoping Statement (PSS) Index 425-43, version 2.0 (updated March 2, 2023) and will be delivered by DESIGN-BUILDER in a progressive design build approach.

PROJECT BACKGROUND

OWNER's Ridenour Water Treatment Plant (WTP), located at 102 Kernan Boulevard North in Jacksonville, Florida, is currently served by seven Upper Floridan aquifer water supply wells. The existing supply wells are 18-inch to 24-inch diameter with construction dates ranging from 1998 through 2007. The wells vary from 900 to 950 feet deep with casing depths between 425 and 430 feet below top of casing.

Most of the Ridenour wells were originally constructed as dual zone wells (Upper and Lower Floridan), but all wells except Well 6 were subsequently backplugged to operate as Upper Floridan wells to improve deteriorating water quality. The target flow range for the backplugged wells is 1,000 gallon-per-minute (gpm) as compared to the originally designed capacity of 2,000 to 2,500 gpm. No new wells have been constructed to replace the capacity lost through the backplugging efforts. The capacity reduction has resulted in a significant loss of operational flexibility.

The Ridenour WTP has experienced increased water demand in recent years making it important to add additional raw water capacity to meet customer flow and pressure requirements during peak demand periods. Additional new or replacement wells will also be required in the future.

This project addresses the need for a new Well No. 8 to increase well-field capacity and reliability of the Ridenour WTP. The project includes the design, permitting, and construction of a new 1,000 gpm production well completed in the Upper Floridan aquifer, approximately 2,800 linear feet of 10 or 12-inch diameter PVC

raw water pipeline, wellhead, associated electrical, instrumentation and control, associated appurtenances, and site/civil improvements.

OWNER requests that DESIGN-BUILDER provide this scope of professional services for the Ridenour WTP Well No. 8 Development Project (Project). Phase 1 will include Preliminary design, design development to 100%, initial permitting support, pre-construction services, engineering services during construction, and GMP. Phase 2 will include construction and start-up support. The Project will include the following elements:

- Well No. 8: Construct and test one new water supply well. The well will be a 16-inch diameter production well completed in the Upper Floridan aquifer and will consist of approximately 100 feet of 30-inch diameter surface casing, approximately 430 feet of 16-inch diameter final casing, and an estimated 200 feet of open borehole drilled into the Upper Floridan aquifer. The projected well production is estimated at 1,000 gpm.
- Wellhead: Provide a wellhead for Well No. 8 to include a concrete pad, 1,000 gpm vertical turbine well pump with pump column, piping, magnetic flow meter, conductivity, level, sampling point, pressure measurement, valving, electrical, Cam-loc generator connection, instrumentation, control, site lighting, security requirements, and other appropriate appurtenances required for a standard OWNER wellhead.
- Raw Water Pipeline: Provide approximately 2,800 linear feet of raw water transmission main connecting the new wellhead to the WTP (Final sizing of the raw water pipeline will be verified in the preliminary design stage). The raw water pipeline will be routed on OWNER property/easements and City of Jacksonville (COJ) rights-of-way (ROW) with appropriate valving and appurtenances. The pipeline will follow the most direct route between the new wellhead and the existing raw water main.
- Instrumentation and Control: Provide a fiber optic cable and/or radio connecting the new wellhead control panel to the WTP SCADA system. Upgrade the WTP SCADA system as necessary to accept the new well. Programming of the well SCADA system will be by OWNER.
- Electrical: Provide for the new wellhead to be fed from the 3 phase 27 KV underground primary along the front of the property (to be verified with OWNER's electrical group).
- Site Survey: Perform a topographic survey of the 1.24-acre well site for Well No. 8 (legal description of parcel provided in Appendix B) and along the new raw water pipeline route from the wellhead to the raw water pipeline point of connection (as shown in Appendix A – Proposed Site Layout). The survey will include subsurface utility engineering (up to ten (10) soft digs included) to locate existing infrastructure along the proposed raw water pipeline route and potential conflicts within the WTP site.
- Site Civil: Provide a 12-foot-wide gravel access road from Kernan Road to the well head with drainage and site grading of the wellhead site and associated access road.

- Resiliency Review: Provide a resiliency review of the wellhead to determine the projected 100-year and 500-year flood levels for 2040 and 2070. Based on the results a minimum elevation will be determined for the wellhead and wellhead electrical equipment.
- Permitting: Provide permitting support to OWNER for permitting from the St. Johns River Water Management District (SJRWMD), COJ, and Florida Department of Environmental Protection (FDEP) for the following expected permits:
 - Well Permits:
 - SJRWMD Consumptive Use Permit (CUP) Letter Modification
 - SJRWMD Approved Construction and Testing Plan
 - SJRWMD Well Construction Permit
 - Wellhead and Raw Water Pipeline Permits:
 - COJ 10-Set Review (Building and Zoning)
 - COJ Right-Of-Way Permit
 - FDEP Public Water Supply Construction Permit
 - FDEP Certificate of Construction Completion (after substantial completion)
 - Stormwater Permits:
 - SJRWMD/FDEP ERP Permit

As requested by OWNER, DESIGN-BUILDER will perform engineering services and engineering services during construction in Phase 1 to accelerate the drilling portion of the Project first, and subsequently the remaining wellhead construction, well site work and raw water pipeline. Phase 2 will include construction and start-up support. Phase 2 services and schedule will be governed under a separate authorization. The critical delivery milestones in Phase 1 for DESIGN-BUILDER will consist as follows:

- 30-Percent, 60-Percent, and 100-Percent Design Packages
- Guaranteed Maximum Price (GMP) No. 1: Site Clearing and Well Drilling
- GMP No. 2: Wellhead, Wellsite and Raw Water Pipeline

TASK SUMMARY

Task 1 – Project and Quality Management

- Subtask 1.1 Program Project Management
- Subtask 1.2 Phase 1 Workshops & Meetings
- Subtask 1.3 Phase 1 Project Coordination & Document Control

Task 2 – Phase 1 Design Services

- Subtask 2.1 Background Document and Record Drawing Review and Validation
- Subtask 2.2 Geotechnical Investigations
- Subtask 2.3 Surveying, Mapping, and Site Investigations
- Subtask 2.4 Permitting and Approvals
- Subtask 2.5 Engineering Studies
- Subtask 2.6 30-Percent Design Package and Well No. 8 Drilling GMP #1
- Subtask 2.7 Well No. 8 Construction Start
- Subtask 2.8 60-Percent Design Package
- Subtask 2.9 100-Percent Design Package

Task 3 – Phase 1 Preconstruction Services

- Subtask 3.1 Cost Modeling and Estimates
- Subtask 3.2 Scheduling & Construction Phasing
- Subtask 3.3 Subcontractor and Vendor Outreach
- Subtask 3.4 Risk Management & GMP #2 Development

Task 4 – Phase 1 Engineering Services During Construction

Task 5 – Optional Engineering Services

Exhibits

- Exhibit A OWNER Ridenour Well No. 8 Parcel Legal Description
- Exhibit B Permits and Approvals
- Exhibit C Ridenour Well No. 8 Anticipated Design Drawing List
- Exhibit D OWNER's Responsibilities
- Exhibit E Basis of Estimate
- Exhibit F Baseline Schedule
- Exhibit G Compensation and Payment

TASK 1.0 PROJECT AND QUALITY MANAGEMENT

Deliverable Software

Work products are anticipated to be developed using the following software products:

1	Word Processing	Microsoft Word
2	Spreadsheets	Microsoft Excel
3	Scheduling	Primavera
4	Drawings	Autodesk Revit (Buildings)
		Autodesk Plant 3D (Process Mechanical/ Process and Instrumentation Diagrams (P&ID))
		Autodesk Civil 3D (Civil Site/ Grading)
		Autodesk AutoCAD 3D (Miscellaneous)
5	Hydraulic Profile	Visual Hydraulics
6	Process Design Software	Commercially available software
7	Building Information Modeling Data Environment	Autodesk Construction Cloud
8	Document Control	ProjectWise

DESIGN-BUILDER will submit an electronic file in portable document format and a hard copy. Hard copy deliverables will be printed at 8-1/2"x11" with full-size 22"x34" drawings reduced to 11"x17".

Subtask 1.1 – Program Project Management

Provide the necessary project management and coordination of design services and preconstruction services for the Project. Project management will include the following elements:

Phase 1 Project Management Plan

Within 30 days of issuance of the Notice to Proceed, the DESIGN-BUILDER will submit a draft Project Management Plan to communicate basic Project requirements and approach to its Project team and subconsultants and establish and document standard project management requirements. At a minimum the Project Management Plan will:

- 1) Identify the project team including team members, their roles, responsibilities, and contact information. This section of the Project Management Plan will also describe protocols for

communication between team members and with OWNER to keep the team members up to date on Project developments.

- 2) Include, as an attachment, the Phase 1 Health and Safety Plan (as described below)
- 3) Include, as an attachment, the Phase 1 Quality Management Plan (as described below)
- 4) Include, as an attachment, the Phase 1 Risk Management Plan (as described below)
- 5) Phase 1 Project Schedule

Health and Safety Management Plan

The Health and Safety Management Plan will establish the DESIGN-BUILDERS requirements, protocols, and procedures for maintaining the health and safety of its team. Project personnel and subconsultants will be made familiar with and implement the plan's requirements. As part of this, the DESIGN-BUILDER will track Project-related safety incidents of its personnel and subconsultants and will report incidents promptly to OWNER and appropriate governing bodies/agencies.

Project Quality Management Plan

The Project Quality Management Plan (PQMP) will identify procedures for quality assurance and quality control including the necessary levels of documentation and procedures for monitoring the effectiveness of DESIGN-BUILDER's quality program. PQMP will include an internal Technical Review Committee (TRC) prior to the 30%, 60% and 100% submittals to the OWNER to determine the feasibility and accuracy of the design package in accordance with the DESIGN-BUILDER's quality management system. Following the submittal of each package, OWNER's staff shall review and transmit by electronic means all review comments as well as any desired future actions including permitting agency contact and further advancement of the design. A 2-hour, in-person meeting will be held with the OWNER to review pumping conditions, site layout, well drilling components, and design preferences. DESIGN-BUILDER will produce and submit a meeting agenda and meeting minutes. OWNER comments will be documented in the meeting minutes and comments/responses worksheet as well as incorporated into the subsequent design stage.

Throughout, the DESIGN-BUILDER will implement its PQMP and will confirm that project personnel and subconsultants are familiar with and implement the plan's requirements. The PQMP will include requirements for deliverables.

Risk Management Plan

The Risk Management Plan will include an initial Risk Register identifying project risks known at the time. The risk register will document risks, probability and consequence of risks, potential cost of risks, and management and mitigation strategies.

Throughout, the DESIGN-BUILDER will review the Risk Register(s) monthly and report the changes to OWNER. Updates will occur whenever a significant risk issue is identified.

Virtual Design and Construction (VDC) Execution Plan

- 1) Set up Autodesk Construction Cloud Environment including Revit, Civil 3D, and Plant 3D design spaces.
- 2) Revit templates for disciplines to be created.
- 3) Title block and project information to be created and added to title block.
- 4) Setting up preliminary coordination between discipline modelers/drafters.
- 5) Coordination between DESIGN-BUILDER and subconsultants.
- 6) Final discipline coordination and archiving from Autodesk Construction Cloud to ProjectWise.
- 7) Plan to utilize the design model for constructability reviews, future smart layout, and quantity checking for estimating purposes.

Subtask 1.2 – Phase 1 Workshops and Meetings

Project Kickoff Meeting

The DESIGN-BUILDER will schedule, prepare for, and conduct a Project Kickoff meeting to introduce the Project team (OWNER and DESIGN-BUILDER) members, review and endorse overall project objectives, discuss project management protocols, and introduce early project activities. The kickoff meeting will also be designed to foster open communication, trust, understanding, and teamwork between the Design-Build team and OWNER project team.

Key members of firms on the DESIGN-BUILDER's project team, OWNER's Representative team, and OWNER's project team are to attend.

Progress Meetings

The DESIGN-BUILDER will schedule, facilitate, and participate in bi-weekly project progress meetings with OWNER's Project Manager during Phase 1.

The DESIGN-BUILDER will update the high-level project design schedule to reflect changes to the major project deadlines, near-term (next two months) milestones, and critical path after any major design changes.

Constructability Reviews

Conduct a preliminary project constructability review at the 30% design milestone technical workshops and a comprehensive project constructability review at the 60% design and 100% design milestone technical workshops, respectively. The constructability review will be completed by construction personnel experienced in construction techniques, construction sequencing, and the type of construction means and methods expected to be employed on this Project. At a minimum these reviews should address protection of existing facilities, special shoring requirements, lifting requirements, temporary service or utility requirements, bypass requirements, site accessibility, project phasing plans, and other relevant factors.

Technical Workshops

DESIGN-BUILDER will schedule and facilitate up to 5 technical workshops focusing on specific topics. These meetings are to provide a forum for presenting OWNER with alternatives and design information while providing an opportunity for feedback and direction from OWNER. The topics for these workshops will be agreed upon by OWNER and DESIGN-BUILDER but may include:

Workshops:

- 1) Project kickoff
- 2) 30-percent design
- 3) 60-percent design
- 4) GMP #1 and #2 Contract Price Proposal Submittal Package development

Deliverables:

- 1) Kickoff meeting agenda (draft and final) and meeting notes (draft and final)
- 2) Draft and final progress meeting agendas and draft and final meeting notes
- 3) Draft and final technical workshop agendas and notes
- 4) Topic-specific workshop materials for workshops

Assumptions:

- 1) Assume that progress meetings will average 1 hour in duration and will involve the DESIGN-BUILDERS project manager, design manager and an average of two other members of the DESIGN-BUILDERS team.
- 2) Assume workshops average 4 hours in duration.

Subtask 1.3 – Project Coordination and Document Control

Project Coordination and Communication

DESIGN-BUILDER will conduct general coordination and communication with DESIGN-BUILDER's Project team and with OWNER regarding issues as they arise, including scheduling, progress of Project activities etc. Such coordination will include regular meetings and updates as described in Task 2 and required by the Agreement.

OWNER shall be responsible for, and DESIGN-BUILDER may rely upon, the accuracy and completeness of the requirements, programs, instructions, reports, data, and other information furnished by OWNER to DESIGN-BUILDER pursuant to this Scope of Work. DESIGN-BUILDER may use such requirements, programs, instructions, reports, data, and information in performing or furnishing services under this Agreement. DESIGN-BUILDER's scope of work does not include verifying OWNER Provided Information for accuracy or completeness. DESIGN-

BUILDER shall be entitled to an adjustment in price and schedule to the extent that any corrective action in Engineer's Services arises out of inaccurate OWNER Provided Information.

Project Progress Tracking and Reporting

The DESIGN-BUILDER will submit monthly reports summarizing Project progress. The monthly progress reports will include a narrative summarizing progress and will identify recommended actions by OWNER or DESIGN-BUILDER to mitigate risks or modify the Project approach and scope. Attachments to the monthly progress report will include:

- 1) Updated action item log
- 2) Updated risk register
- 3) Monthly invoice and backup, including budget status update by percent complete
- 4) Monthly design schedule update
- 5) Monthly cash flow update

Electronic Data Repository

DESIGN-BUILDER will use the eBuilder system to create a centralized location to develop and store project documents. The eBuilder system architecture provides a central site and landing page to enable stakeholders to store and view links to important data libraries, apps, and web pages, to see recent site activity in the activity feed, to store and collaborate on files and to create and manage lists of information.

Deliverables

- 1) Draft and final Project Quality Management Plan including attachments
- 2) Monthly payment applications and progress reports including updates to cash flow and design schedule
- 3) Plan for document control and document management protocol
- 4) eBuilder stakeholder access
- 5) Universal Serial Bus (USB) drive with collected data store in repository at project completion.

Task 2.0 Design Services

Subtask 2.1 – Background and Record Drawing Review & Validation

DESIGN-BUILDER will consult with OWNER to develop an understanding of the Well No. 8 site and Ridenour WTP constraints, Project requirements, and other information relevant to the Project. DESIGN-BUILDER will review materials supplied in the Electronic Reference Library during the Request for Proposals (RFP) to develop a general understanding of the Project, existing Ridenour WTP, and site. Based on this review, DESIGN-BUILDER will prepare a letter identifying information gaps and follow-up questions for OWNER to address. Following receipt of this letter OWNER will collaborate with DESIGN-BUILDER to locate additional resources to answer outstanding questions.

Utility and Project Site Record Drawing Review and Verification

DESIGN-BUILDER will request, obtain, and review relevant record drawings from OWNER and from utilities with easements crossing the Ridenour WTP site, including public utility (e.g., stormwater, wastewater, and water) record drawings, private utility (e.g., gas, buried power or telecommunications) record drawings, and Plant site record drawings to identify potential conflicts affecting the design and construction, and the need for utility coordination or relocations. An initial request for information will include:

- Applicable restrictions from OWNER or others that would impact routing of the new 10- or 12-inch diameter raw water main with OWNER property/easements and COJ ROW.
- Existing geotechnical investigations, Well No. 8 site surveys, easement surveys, and WTP surveys.
- Existing permit information or environmental testing reports related to the Ridenour WTP, easement(s), and the new Well No. 8 site.
- Existing record drawings for OWNER's wellfield and raw water distribution system along OWNER's easement.
- Groundwater modeling information that includes groundwater drawdown and water quality modeling conducted by others.
- Available utility locations and elevations for areas around and the potential to impact construction or operation of Well No. 8 and the raw water pipeline route from the new well site to the tie-in connection point.

DESIGN-BUILDER will conduct meetings with public and private utilities to clarify information or inconsistencies within the record drawings. DESIGN-BUILDER will notify OWNER of such meetings so that OWNER may participate if desired. DESIGN-BUILDER will prepare draft and final minutes summarizing the results of such meetings.

As further described in Subtask 2.3, utility location may be required in order to determine the location of some site utilities. DESIGN-BUILDER's subconsultant will conduct utility location in areas of importance which may impact facility design.

Subtask 2.2 – Geotechnical Investigations

Intent

- 1) The DESIGN-BUILDER will subcontract with a qualified JSEB geotechnical professional to perform the work summarized below.
- 2) Inform DESIGN-BUILDER's analysis of site layout and construction methods.
- 3) Help define expected vs. unforeseen subsurface conditions.
- 4) Characterize anticipated groundwater to support selection and design of appropriate construction and dewatering methodologies.

Geotechnical Report

Based on the geotechnical investigation results DESIGN-BUILDER's subconsultant will develop a Geotechnical Report to support selection of construction methods (including excavation, shoring, and dewatering methods), and define geotechnical, and structural design criteria.

The report will include the following specific items at a minimum:

- 1) Site plan showing approximate exploration locations on a base map, including previously completed borings included in the Background Documents.
- 2) Descriptive logs of subsurface explorations.
- 3) Description of surface, soil, and groundwater conditions.
- 4) Conclusions regarding soil corrosivity.
- 5) Recommendations on the suitability of soil percolation for recharging the groundwater using surficial methods.
- 6) Recommendations for site preparation, as applicable.
- 7) Recommendations concerning utility trench excavations, including temporary slope angles and excavation support.
- 8) Recommendations for pipe bedding and trench backfill.
- 9) Ground and groundwater conditions relevant to the selection of construction and dewatering methods.
- 10) Recommendations concerning ground stabilization.

- 11) Recommendations concerning temporary and permanent drainage systems, where applicable.
- 12) Recommended foundation design criteria for pipes and structures.
- 13) Recommendations for construction monitoring.
- 14) Recommendations for dewatering.
- 15) Other recommendations necessary to support DESIGN-BUILDER's design.

Deliverables:

- 1) Draft and final geotechnical report
- 2) The following field services are included:

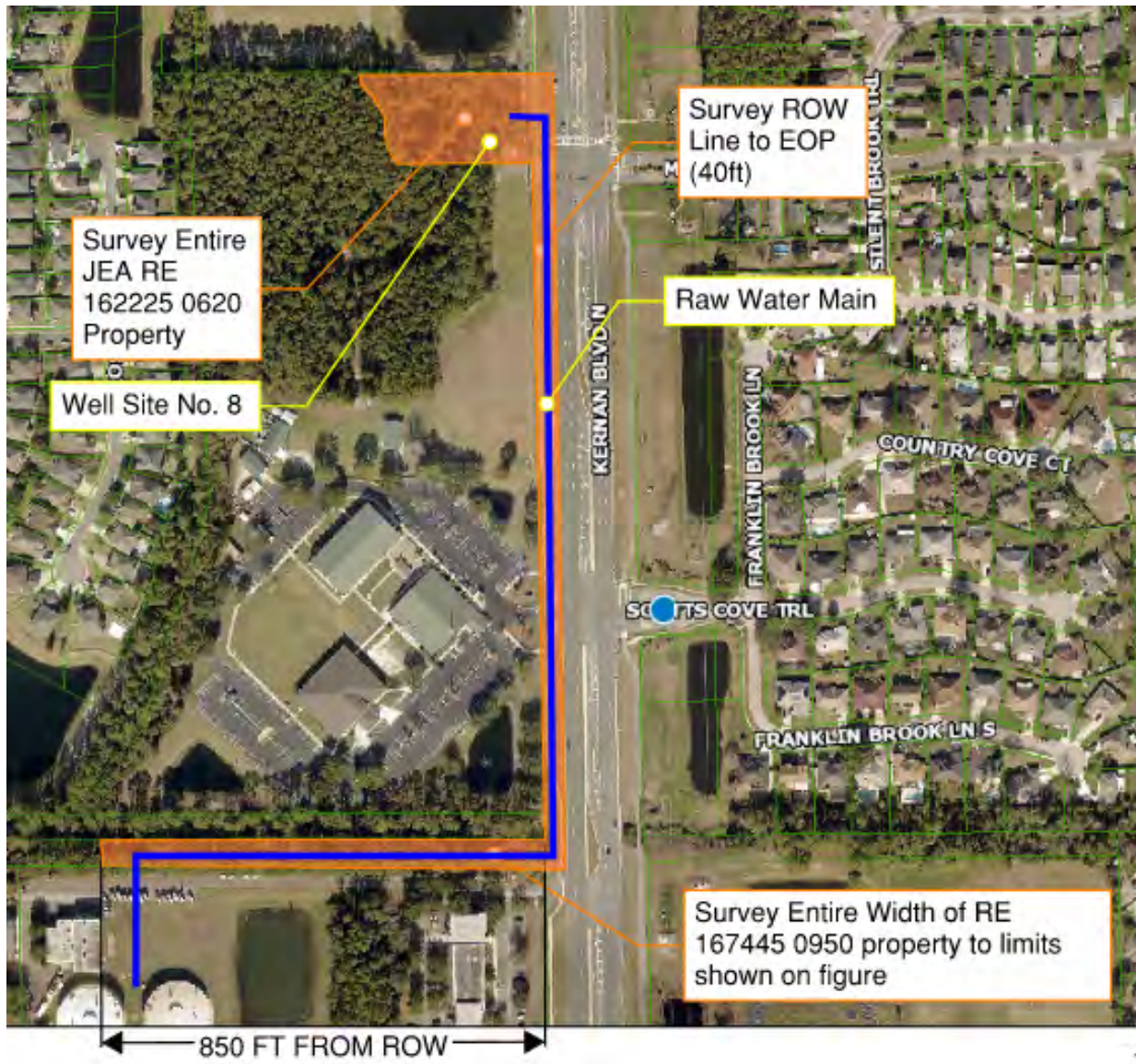
Test Location	Test No. and Type	Test Depth
Production Well No. 8 Well Pad	(Qty 1) SPT	20 ft
Raw Water Transmission Pipe – To Tie-In Point	(Qty 6) SPT	10 ft
Pavement Cores	(Qty 3)	

Subtask 2.3 – Surveying, Mapping & Site Investigations

Survey

DESIGN-BUILDER's subconsultant will conduct additional surveying to verify locations and elevations of existing structures and facilities as identified in the figure below. The survey will be conducted in the same datum as OWNER survey and will otherwise be compatible with OWNER's survey files. Survey work will be conducted by a Professional Land Surveyor licensed in Florida.

DESIGN-BUILDER will engage a licensed surveyor to prepare a boundary and topographic survey in accordance with Florida Administrative Code 5J-17.052 (Standards of Practice – Boundary Survey Requirements) for the Well No. 8 Site (Legal Description of the Property provided in Exhibit A) and the proposed raw water main pipe route as approximately shown on the image below labeled "Well Site No. 8" and "Raw Water Main".



This boundary and topographic survey will be based on information provided by OWNER and completed without the benefit of a thorough title search. A title search may provide facts that could otherwise adversely affect the subject parcel. If this boundary is to be based on a thorough title search, it will be provided to DESIGN-BUILDER by OWNER. Key aspects of the survey work include:

- 1) Set property corner markers in accordance with FAC 5J-17.052.
- 2) Above-ground visible improvements within the survey area, including spot elevations.
- 3) Above-ground visible utilities within the survey area.

- 4) Orthorectified drone aerial imagery of the site.
- 5) Locate edge of ponds, top of berm, pond depths, and pipe inverts in and out.
- 6) Horizontal Datum will be referenced to the West Zone of the Florida State Plane Coordinate System, North American Datum of 1983, 2011 (or later) adjustment.
- 7) ASCE 38-02 quality level B designating subsurface utilities.
- 8) Boundary, topographic, tree and new pipeline corridor within OWNER's easement to the tie-in point at the existing raw water distribution main.
- 9) Existing As-built information will be incorporated by the surveyor in the final survey.

The limit of survey for Well No. 8 parcel is estimated at 1.24 acres and approximately 3 acres outside of the parcel for characterizing the easement area for the new pipeline tie-in. Soft-digs will be performed as deemed necessary for potential underground verification of tie-in point and conflicts (a total of 10 soft-digs have been budgeted under this subtask). The results of the soft dig investigation will be used to modify the existing utilities (if needed) in the plan and profile drawings.

Prior to conducting the survey or surveys, DESIGN-BUILDER will: submit a draft Site Survey Work and Utility Location Work Plan for OWNER's review. The draft survey work plan will include information on survey datum, control points and benchmarks, targeted site features and topography for supplemental survey (e.g., existing utility features, curbs, edge of pavement, lane striping, trees, etc.), easements, right-of-way, spot elevations for appropriate contour intervals, and procedures for locating and identifying underground utilities. DESIGN-BUILDER will not proceed with survey work until OWNER comments on the work plan have been addressed to OWNER's satisfaction. DESIGN-BUILDER will be responsible for confirming that the survey is sufficiently complete and accurate to inform design.

DESIGN-BUILDER will submit an electronic copy of the finished survey in Adobe portable document format and in AutoCAD® Civil3D.

Specifically Excluded:

This boundary and topographic survey will be based on information provided by OWNER and completed without the benefit of a thorough title search. A title search may provide facts that could otherwise adversely affect the subject parcel. If this boundary is to be based on a thorough title search it will be provided to DESIGN-BUILDER by OWNER.

- 1) ALTA/NSPS Land Title Survey
- 2) Civil 3D feature lines and surface

Utility Coordination and Location

DESIGN-BUILDER will conduct field utility location activities to confirm the location of utilities and yard piping potentially affected by the Project. DESIGN-BUILDER will identify utility location needs and incorporate locations of existing utilities and yard piping into the Project base maps. Project yard piping will be routed (horizontally and vertically) within the Project sites where possible to avoid utility conflicts and maintain required separation distances from existing utilities while minimizing high points.

Deliverables

- 1) Draft and final survey and utility location work plan
- 2) Survey files and mapping
- 3) Utility locating results, incorporated into Project base maps

Subtask 2.4 – Permitting and Approvals

Permitting and Approvals Plan

DESIGN-BUILDER will develop a draft Project Permitting and Approvals Plan consistent with the Design Build Agreement and including other permits/approvals identified by DESIGN-BUILDER. The Draft Project Permitting and Approvals Plan will address permits and approvals. DESIGN-BUILDER will submit the Draft Project Permitting and Approvals Plan within 30 days of Notice to Proceed.

The expected permits/approvals for the Project are listed in **Exhibit B**.

DESIGN-BUILDER will consult with OWNER regarding the timing for providing input for the permitting process and obtaining other permits/approvals identified by DESIGN-BUILDER.

The Plan will include a detailed schedule for submitting permits and approvals and for providing timely input and deliverables by DESIGN-BUILDER for the permits being obtained by OWNER.

The schedule will identify each permit/approval and show discrete activities for draft application development, development of supporting materials for OWNER-obtained permits and approvals, review of each application by OWNER, incorporation of OWNER's comments, revisions to the application, submittal of the application to the approving entity, preparation of responses to approving entity comments, resubmittal to the approving entity, and anticipated duration for obtaining final approval.

For each identified permit/approval, the Plan will include the following information:

- 1) The name of the permit/approval
- 2) Name and contact information for the approving entity
- 3) Individual responsibilities for developing the permit application and supporting technical information

- 4) A summary of application requirements and supporting technical requirements
- 5) A description of linkages to other permits/approvals and to decisions by OWNER and/or DESIGN-BUILDER
- 6) Expected approval dates
- 7) Permit tracking procedures and responsibilities
- 8) Protocols for incorporating permit/approval conditions into design and construction

DESIGN-BUILDER will provide the draft Project Permitting and Approvals Plan to OWNER for review and will revise the Plan to address OWNER's comments. DESIGN-BUILDER will update the plan as Project development activities progress if such progression results in the identification of additional permits or changes to the permitting requirements and durations.

Permits and Approvals Required Prior to the Phase 2 Contract Price Amendment

For permits/approvals that are required to be obtained prior to execution of the Phase 2 Contract Price Amendment, DESIGN-BUILDER will:

- 1) Periodically meet or otherwise coordinate with OWNER regarding the strategy for and status of obtaining those permits.
- 2) Conduct field studies, technical analysis or evaluations needed to support the permit/approval applications unless being conducted as part of another Phase 1 task.
- 3) For permits and approvals identified as DESIGN-BUILDER's responsibilities, develop permit/ approval applications and supporting documentation to meet the requirements of the governmental and non-governmental entities issuing the permits and approvals. Provide OWNER with a draft of applications for review and concurrence prior to submittal to the approving entity. Obtain OWNER signatures and other signatures as needed for the applications.
- 4) For permits and approvals identified as OWNER's responsibilities, support development of permit/approval applications and develop supporting documentation necessary for each permit/approval.
- 5) Actively monitor the status of permit/approval processing and respond to requests for clarification, additional information, and application revisions by the approving entities.
- 6) Attend meetings with the approving entities to expedite permit processing. Notify OWNER in advance of such meetings for possible OWNER attendance. Develop draft agenda and meeting minutes for distribution to the approval entities and OWNER. Develop final agenda and meeting minutes incorporating changes and addressing comments.
- 7) Report to OWNER once the permit or approval has been obtained.

DESIGN-BUILDER will prepare and submit required permit applications. OWNER will pay the application fees.

Deliverables

- 1) Project Permitting and Approvals Plan
- 2) Draft, final, and revised applications for permits and approvals listed “Exhibit B – Permits and Approvals” and identified as being required prior to the Contract Price Amendment
- 3) Draft, final and revised supporting technical information for OWNER-obtained permits/ approvals required prior to the Contract Price Amendment
- 4) Draft, final and revised technical studies for permit and approval applications, including both DESIGN-BUILDER and OWNER obtained permits and approvals.
- 5) Draft and final agenda and draft and final meeting minutes from meetings with permitting entities
- 6) Up to one (1) request for additional information (RAI) responses per permitting regulatory agency.

Subtask 2.5 – Engineering Studies

DESIGN-BUILDER will complete a review of the Project site, the Project conditions, and contiguous areas that may be affected by the Project, including regulatory requirements that may affect the Project. DESIGN-BUILDER assumes that the OWNER completed a contamination study of the site to determine that there are no possible sources of contamination to the new well.

DESIGN-BUILDER will accumulate and review applicable data, criteria, standards, regulations and other information pertinent to the project. In addition, DESIGN-BUILDER will accumulate and review applicable standard OWNER design procedures and guidelines.

DESIGN-BUILDER will coordinate field investigations of the Project Site with OWNER. Listed studies require a report documenting DESIGN-BUILDER’s findings, including (as relevant): data, calculations, drawings, narrative interpretation, and recommendations. For contract purposes, Engineering Studies will be considered Basis of Design Documents. DESIGN-BUILDER will complete the following studies and evaluations, which will be written as individual Technical Memorandum for each study or evaluation.

Resiliency Review

DESIGN-BUILDER will implement a resiliency study of the wellhead to determine the projected 100-year and 500-year flood levels for 2040 and 2070 to establish an understanding of current and future flood risk associated with the proposed Well No. 8 site. DESIGN-BUILDER will utilize the ongoing OWNER’s System Resiliency Program to evaluate flood risks and develop a flood elevation for use in developing minimum design criteria for the wellhead improvements, including equipment and dry floodproofing and minimum elevations for sensitive equipment (including electrical), and other adaptation strategies to reduce the risk of adverse impact from severe weather events. DESIGN-BUILDER will include the minimum design criteria established

under this subtask and include it as part of the 30-percent basis of design technical memorandum under Subtask 2.6.

Deliverables

- 1) Draft and final resiliency review

Subtask 2.6 – 30-Percent Design Package and Well No. 8 Drilling GMP #1

This subtask provides the well construction and testing plan, draft well drilling specifications, establishment of design criteria, site layout development and preliminary design for Well No. 8. DESIGN-BUILDER will perform the basic project processes and design calculations including well header capacity, pipeline hydraulic conditions and major equipment components that will be required for the project. A hydraulic model of the Ridenour wellfield system will be updated with the new Well No. 8 facility to assist in the selection of the raw water pump and motor. In addition, the initial schedule (design and construction) and initial Opinion of Probable Construction Cost (OPCC) will be developed. The results of the 30-Percent Preliminary Design effort will be captured in a consolidated preliminary design report for OWNER's review. All comments will be properly captured and reflected in the final 30-Percent Design Document that will be the basis for submittal to regulatory agencies for permitting, Well No. 8 construction, and moving towards final detailed design.

This task will provide the pump evaluations, establishment of design criteria, site (Well No. 8 Production Well) layout development and raw water pipeline to tie into the existing Ridenour WTP wellfield distribution system. The design will comply with the latest edition of the JEA Water and Sewer Standards Manual (January 2023). DESIGN-BUILDER will perform the preliminary project processes, hydraulic modeling and project hydraulics for the Ridenour Wellfield System, design calculations including well header sizing and capacity, preliminary selection of the raw water pump and motor, pipeline sizing/routing of the raw water main to the tie-in point, site facility layout, and equipment and power distribution. DESIGN-BUILDER will prepare a 30-percent Basis of Design Technical Memorandum for review and comment by OWNER and will also serve as the document for the FDEP Potable Water Components (PWS) Permit. The document, in the form of a technical memorandum, will include the appropriate formats (drawings, narrative, tables, figures, model output, etc.) and include the following:

- Project summary and description.
- Initial site layout.
- Initial piping route evaluation and proposed connection to existing raw water main.
- Process flow diagram.
- Major equipment listing.
- Summary of design parameters/criteria from disciplines (structural, mechanical, electrical and instrumentation)

- Preliminary pump calculations/sizing, including design operating points (pump and system curves)
- Well field hydraulic calculations (including finalized hydraulic model and calculations)
- Plan views of major elevation drawings (mechanical and civil)
- Preliminary electrical one-line diagram
- Preliminary process and instrumentation diagram(s) (P&IDs)
- Preliminary geotechnical report
- Preliminary survey and subsurface utility locations
- Planned construction methods for water lines, electrical power distribution and communications.
- Preliminary construction sequence
- List of anticipated specifications
- Project schedule
- Opinion of Probable Construction Cost (Class 3 Level)

DESIGN-BUILDER will perform an internal Technical Review Committee (TRC) prior to the submittal to OWNER to determine the feasibility and accuracy of the 30-percent design package in accordance with DESIGN-BUILDER's quality management system. Following the submittal of the 30-Percent Basis of Design Technical Memorandum, OWNER's staff shall review and transmit by electronic means the review comments as well as any desired future actions including permitting agency contact and further advancement of the design. A 2-hour, in-person meeting will be held with OWNER to review pumping conditions, facility layout, and design preferences.

DESIGN-BUILDER will produce and submit a meeting agenda and meeting minutes. OWNER comments will be documented in the meeting minutes and Comments/Responses Worksheet as well as incorporated into the 60-Percent Design Stage.

Well No. 8 Drilling and Testing Plan Technical Memorandum

After the discussion and approval of the well drilling components following the kick-off meeting with OWNER, DESIGN-BUILDER will prepare and submit a drilling and testing plan technical memorandum for the drilling of Well No. 8 for submittal to the SJRWMD. This document will serve as the basis of design for the new raw water production well including well construction plan and profile sketch, drilling method, drilling activities, preliminary/expected drilling depths, well construction design criteria and required permitting. Additionally, the drilling and testing plan technical memorandum will address well setback requirements under Chapters 62-555 and 62-532 Florida Administrative Code and proposed well development discharge water handling and disposal methodology. DESIGN-BUILDER will prepare and submit the draft drilling and testing plan technical memorandum to OWNER.

OWNER shall review the draft drilling and testing plan technical memorandum and submit comments in a written fashion to DESIGN-BUILDER. An in-person meeting between OWNER and DESIGN-BUILDER will not be required. DESIGN-BUILDER will address the received comments, provide a written response in the form of an electronic spreadsheet Comment/Response Worksheet, edit the drilling and testing plan technical memorandum appropriately, and submit one electronic file in PDF of the final drilling and testing plan technical memorandum to both OWNER and SJRWMD. The approved Well Drilling and Testing Plan be included as an appendix to the 30 Percent Preliminary Design Package.

Final Well No. 8 Drilling Specification Package

As part of the 30-percent design package and approval of the well drilling and testing plan, DESIGN-BUILDER will prepare the draft well drilling specifications package. This package will include specifications for new well construction, step drawdown testing and fluid management. The technical specifications will include the following diagrams:

- Site location map
- Well site map showing proposed Well No. 8
- Well construction diagram for Well No. 8

DESIGN-BUILDER will also develop specifications related to the minimum allowable driller equipment and condition of equipment, and personnel experience. These specifications will be included to OWNER for review as part of the 30-percent Preliminary Design package.

Deliverables

- 1) 30-Percent Technical Memorandum
- 2) 30-Percent Drawings and Specifications
- 3) Draft and final Well Drilling and Testing Plan Technical Memorandum
- 4) Draft and final Well Drilling Specification Package

Subtask 2.7 – Well No. 8 Drilling Construction Start

Following OWNER approval of the 30-Percent Preliminary Design Package, the Well Drilling and Testing Plan Technical Memorandum and the Well Drilling Plan Specifications Package will be updated to incorporate OWNER comments and updated copies will be made available to OWNER for submittal to SJRWMD for permitting. DESIGN-BUILDER will assist with Well No. 8 construction permitting. DESIGN-BUILDER will amend the well drilling and testing plan and the well drilling plan specifications (DESIGN-BUILDER has budgeted two amendments) and submit final issued-for-construction documents of the well drilling, test plans, and specifications to OWNER.

Deliverables

- 1) Permitting Submittal Well Drilling Testing Plan Technical Memorandum
- 2) Permitting Submittal Well Drilling Plan Specifications Package
- 3) Well Drilling Test Plans and Specifications Amendments
- 4) Issued-for-Construction Well Drilling Test Plans and Specifications
- 5) GMP No. 1: Site Clearing and Well Drilling (as described in Task 3)

Subtask 2.8 – 60-Percent Design Package

Following the approval of the 30-percent Preliminary Design Package, DESIGN-BUILDER will provide production and submittal of the overall 60-percent Detailed Design Package for OWNER. This effort will include the detailed development across the disciplines for the design plans, technical specifications, additional advancements to process mechanical in accordance with P&ID and updated civil/site drawings and final development of the well drilling technical specifications package. The 60-Percent Detailed Design Package will include the following information:

- 60-Percent Design Drawings (including plan view and major elevations drawings, final P&ID and electrical single-line diagram)
- 60-Percent Design Technical Specifications
- Final Well Drilling Testing Plan and Well Drilling Technical Specifications (includes final specifications for well construction, step drawdown testing and fluid management)
- System Design Description
- Finalized Process Calculations
- Construction Sequence
- Finalized Hydraulic Profile
- GMP Proposal Package

The anticipated list of drawings is included as **Exhibit C**. This list represents DESIGN-BUILDER's plan for the 60 Percent drawing set. The list is subject to change as the work is developed.

Deliverables

- 1) 60-Percent Design Submittal
- 2) GMP Proposal Package

Subtask 2.9 – 100-Percent Design Package

This task provides the development of the 100-percent Design Package for the project. This effort includes final development of the technical specifications, as well as final design drawings for the various disciplines in addition to the final advancement of the mechanical and site/civil drawings following OWNER's review in Subtask 2.8 and regulatory approval in Subtask 2.4.

Following the approval of the 60-percent Design Package, DESIGN-BUILDER will provide production and submittal of the overall 100-percent Design Package for OWNER. This effort will include the detailed development across the disciplines for the design plans, technical specifications, additional advancements to process mechanical in accordance with P&ID and updated civil/site drawings and final development of the well drilling technical specifications package. The 100-Percent Detailed Design Package will include the following information:

- 100-Percent Design Drawings
- 100-Percent Design Technical Specifications
- Final Well Drilling Testing Plan and Well Drilling Technical Specifications (includes final specifications for well construction, step drawdown testing and fluid management)
- System Design Description
- Finalized Process Calculations
- Final Geotechnical Report
- Applicable Permits
- Construction Sequence
- Finalized Hydraulic Profile

Following the submittal of the 100-Percent Design Package, the OWNER will provide any final review comments to finalize the design package. DESIGN-BUILDER will incorporate all desired OWNER actions within the 100-Percent Final Design Package.

Deliverables

- 1) 100-Percent Final Design Drawings
- 2) 100-Percent Final Design Specifications

Task 3.0 PRECONSTRUCTION SERVICES

Subtask 3.1 – Cost Modeling and Estimates

Cost Model Development

The cost model breakdown will show costs organized by project area, then section, then work element. The cost breakdown will include labor, material, equipment, and subcontract costs for each item. All contingency and escalation factors will be identified. Scope related contingencies will be based on probabilistic assessment of risks and risk costs for the Project. The cost model will include both cost details, and a section for summary costs of major cost categories, markups, and contingencies. The proposed cost model breakdown will be presented by DESIGN-BUILDER for comments and approval by OWNER.

Opinion of Probably Construction Cost

The DESIGN-BUILDER will use OWNER-approved cost model for developing opinion of probable construction costs (OPCC). With OWNER's approval, the cost model may be further refined as greater detail becomes available on the Project. OPCCs will be progressively developed and refined, allowing OWNER to modify priorities and requirements, if necessary, based on the overall budget.

The DESIGN-BUILDER will develop and submit Project OPCC updates at the 30% and 60% milestones over the course of Phase 1, with the first submission provided as part of the 30% Preliminary Design Package. A OPCC trending log will be provided on a monthly basis and will also be provided whenever there is a major design change or new information materially affecting Project costs. The OPCC model will be submitted with the 30-Percent Design submittal and the 60-Percent Design submittal.

The DESIGN-BUILDER will develop OPCC in a transparent and open-book manner concurrent with design development to create an acceptable cost (including contingencies) to which the Design- Builder's proposed fee and other fixed allocations or allowances will be added.

Full OPCCs will be provided at the 30% Preliminary Design Package (30% overall level of completion) of the Project (as a baseline estimate) and then at 60% overall design level of completion. Incremental OPCCs between milestones may take the form of additions and deductions to the previous full estimate. The OPCC log will be maintained on a monthly basis to reflect substantive design changes to the preceding update. All incremental updates should then be incorporated into the next full estimate.

The OPCCs will be broken out into Construction Standards Institute divisions to facilitate transparency of the estimate. Each estimate will include a log of additive or deductive changes from the previous OPCC submission, with a description of the basis for changes (e.g., design changes, updated quotes, revised contingencies, etc.). The 60 percent OPCC should also be broken down into commodity codes supplied by OWNER for the purpose of planning for Jacksonville Small and Emerging Business (JSEB) participation and OWNER approval prior to submitting the GMP.

Once design has progressed to a degree acceptable to OWNER, OWNER will have the authority to direct the DESIGN-BUILDER to submit a GMP proposal. A GMP is expected for the Project at approximately the 60-percent level of design, although earlier or later GMPs for all or a portion of the Project will be considered by OWNER as described below. Multiple GMPs at various levels of design completion, including those in support of early materials purchase or early start construction packages, may be developed by the DESIGN-BUILDER for consideration by OWNER.

DESIGN-BUILDER and OWNER will meet and confer about each OPCC submission, with DESIGN-BUILDER identifying the evolution of the costs from the previous estimate (if any). The DESIGN-BUILDER will revise the OPCC submittals as needed in response to OWNER's comments and incorporate said responses into the subsequent OPCC submittal.

Deliverables

- 1) AACE Class 3 (-20%/+30%) OPCC at the 30% Design milestone
- 2) AACE Class 2 (-15%/+20%) OPCC at the 60% Design milestone as part of the GMP proposal
- 3) A GMP for each construction package
- 4) Cost trending log

Subtask 3.2 – Scheduling & Construction Phasing

Design Build Schedule Development

The DESIGN-BUILDER will use Primavera P6 to prepare a critical path method network analysis (Baseline Schedule). The Baseline Schedule will be consistent with plans described in the DESIGN-BUILDER's proposal and will include detailed scheduling for Phase 1. It will be submitted in Draft form within 30 days of the Notice to Proceed.

Minimum Phase 1 activities for the Baseline Schedule will include the following:

- 1) All workshops and significant meetings
- 2) Development and review of the Phase 1 deliverables, including 30%, 60%, and 100% design submittals, Engineering studies, permitting, and site work.

As design progresses, the level of detail for scheduling will be expanded such that full Phase 1 Schedule will be available within 30 days of NTP and will be updated with any major design changes. Phase 1 Schedule development scope will end upon acceptance of the DESIGN-BUILDERS's GMP proposal(s), at which time the scope for schedule development and maintenance shall have been included in the Phase 2 scope.

Minimum Schedule Requirements

Each activity in the detailed network diagram for the schedules will include the following information:

- 1) Sequential activity number
- 2) Activity description
- 3) Activity dependencies
- 4) Activity duration in units of working days
- 5) Start date
- 6) Finish date
- 7) Percent complete
- 8) Resource assignment (only in GMP submission)
- 9) Activity cost loaded as non-labor resources (only in GMP submission)

Schedules will have multiple sort capabilities including the following:

- 1) By activity number
- 2) By responsibility
- 3) Early start dates
- 4) Actual start dates
- 5) Late start dates
- 6) Activities on the critical path
- 7) Listing of all deliverable related activities
- 8) A graphical cost curve based on early start/finish and late start/finish

The P6 Schedule will be updated whenever a Project change occurs that would significantly affect the nature of Phase 1 Project activities, duration of activities, network logic, or the scheduled Phase 2 construction Substantial Completion, Acceptance, or Final Completion Dates. The schedule updates will be assigned a sequential revision number.

Deliverables

- 1) Draft and Final Baseline schedule in .PDF and .XER format
- 2) Following the GMP baseline schedule approval, schedule updates will be provided with any major design changes and accompanied by an updated forecasted cash flow.

Subtask 3.3 – GMP Proposal

Once design has progressed to a degree acceptable to OWNER, OWNER will have the authority to direct the DESIGN-BUILDER to prepare a GMP proposal. A GMP is expected for the Project at the 60-percent level of

design, although earlier GMPs for all or a portion of the Project will be considered by OWNER as needed to achieve the project schedule. Multiple GMPs at various levels of design completion, including those in support of early materials purchase or early start construction packages, may be developed by the DESIGN-BUILDER for consideration by OWNER.

The DESIGN-BUILDER will use OWNER-approved cost model for developing cost estimates and produce a GMP proposal for OWNER's review and subsequent approval. The DESIGN-BUILDER will develop the GMP through a combination of cost estimates for self-performed construction, general conditions, final design and engineering services during construction, and smaller construction items, and targeted subcontractor and/or vendor bidding in a transparent and open-book manner congruent with design development to create an acceptable cost (including contingencies) to which the DESIGN-BUILDER's proposed fee and other fixed allocations or allowances will be added for a complete GMP proposal. DESIGN-BUILDER contingency included as part of the GMP will be supported by an updated risk register. Costs for final design, engineering services during construction and general conditions labor shall be developed using the rates established in OWNER's Progressive Design Build Contract Agreement No 11469.

Deliverables

- 1) GMP No. 1: Site Clearing and Well Drilling (Within 3 months of NTP)
- 2) GMP No. 2: Wellhead, Wellsite and Raw Water Pipeline (Within 6 months of NTP)

Task 4.0 ENGINEERING SERVICES DURING CONSTRUCTION

This task provides for DESIGN-BUILDER's engineering services during the construction phase.

Subtask 4.1 – Pre-Construction Meeting

DESIGN-BUILDER design staff will attend and participate in the pre-construction meeting to answer technical questions. DESIGN-BUILDER design staff will prepare meeting minutes of the Pre-Construction meeting and provide these minutes to the OWNER for distribution to all attendees.

Subtask 4.2 – Monthly Site Visits and Monthly Status Meetings

DESIGN-BUILDER's design project manager (PM) will walk through the site prior to the start of each progress meeting (11 site visits from Notice to Proceed [NTP] to Substantial Completion) to observe, as an experienced and qualified design professional, the progress and the quality of the executed work and determine, in general, if such work is proceeding in accordance with the Contract Documents. The DESIGN-BUILDER's design PM will identify any errors or deficiencies in the work observed during the walk-through, during the progress meeting, and in the site trip reports. Additionally, the Discipline Lead, or equally qualified professional from the following disciplines will make three site visits, as appropriate, to evaluate activities related to their specific area of expertise: Electrical, Instrumentation, and Process/Mechanical. These three site visits will be conducted to observe construction activity, evaluate conformance with the Contract Documents, and resolve design related issues, particularly related to equipment installation, electrical system, and control system installation and programming. Site visit reports and construction progress minutes will be produced and submitted to OWNER to document observations during the site visits and discussions/decisions occurring during the progress meetings.

Subtask 4.3 – Well Drilling Construction Oversight Services

DESIGN-BUILDER will provide engineering services during the Well No. 8 well construction and testing through its Onsite Resident Hydrogeologist for observation during the key portions of construction and testing phases. The services for DESIGN-BUILDER under this task shall include:

- Attend monthly well construction progress meetings (up to 5 meetings are included in the Scope of Work for DESIGN-BUILDER's Hydrogeologist/Project Manager for a duration of 2 hours per meeting).
- Provide qualified Hydrogeologist during well drilling, construction, and testing. DESIGN-BUILDER estimates the completion of each well will require approximately 300 labor-hours of oversight and coordination during drilling operations.
- Compile, evaluate, and interpret hydrogeologic data obtained during well construction and testing. Hydrogeologic data including lithologic sample descriptions, drill stem water quality sampling, video and geophysical logging data, and variable- and constant-rate pumping test data.

During well drilling and construction, the Onsite Resident Hydrogeologist will:

- Conduct visual inspection and review suitability and storage methods of materials, equipment, and supplies delivered to the well construction sites.
- Accompany visiting inspectors representing the public or other agencies that have jurisdiction over the project, as requested by the OWNER.
- Observe setting and grouting of surface casing from land surface to competent geology as necessary for well construction.
- Observe setting and grouting of final casing from land surface to about 500 feet below land surface (bls). This bls reference is estimated depth to the top of competent rock within the UFA. Actual casing settings and well depths will be determined based on the site-specific hydrogeologic conditions and combined with regulatory constraints.
- Observe the drilling of the nominal open borehole. Characterize the geology through inspection of drill cuttings. Perform field testing of water samples for specific conductance, chlorides, sulfates, pH, and temperature.
- Water quality sampling will be conducted by CONTRACTOR, and the water quality analyses to comply with regulatory requirements will be conducted an independent laboratory.
- Observe, evaluate, and interpret geophysical and video logging of the completed production wells.
- Conduct step drawdown tests and constant-rate pumping test in accordance with SJRWMD's requirements.
- Analyze the step drawdown and constant-rate tests for well performance and aquifer characteristics.
- Provide copies of all field reports, including daily logs when the resident hydrogeologist is on site.

Subtask 4.4 – Shop Drawing Submittal Reviews

Under this task, DESIGN-BUILDER design staff will follow the construction submittal protocol that establishes procedures for reviewing and filing of shop drawing submittals. The submittals will be reviewed for conformance with the Drawings and Specifications to verify that the design intent of the Project is maintained. These reviews will include those for shop drawings for the well drilling, wellhead mechanical, raw water pipeline, valves, fittings, civil features, structural, electrical, and instrumentation. The project budget includes time for two reviews per submitted shop drawing, for approximately 40 shop drawings (a total of 40 initial shop drawing review and 40 resubmittals) for the well facility and up to approximately 15 total submittals for the well drilling portion (approximately 55 total submittals). DESIGN-BUILDER design staff will strive to complete submittal reviews that are indicated to be critical to schedule adherence by the OWNER as soon as feasible. DESIGN-BUILDER design staff will facilitate the reviews of submittals and complete said reviews within 10 working days after receipt of the submittals for submittals that require the review of 1 discipline and 13

working days for the submittals that require the review of several disciplines, barring any unexpected circumstances. The submittal process is assumed to be fully electronic with all submittals maintained in the document control system (DCS) where they can be accessed for viewing by the Owner. Shop drawing logs will be maintained by the DESIGN-BUILDER design staff and copies will be provided to document receipt and return of all submittals.

Subtask 4.5 – Request for Information (RFIs) and Design Clarifications

Under this task, the DESIGN-BUILDER design staff will provide design and specification support services during construction to answer technical requests for information (RFI) submitted for the purpose of clarifying design intent or specific features presented in the final design drawings and specifications. The project budget estimates a total of approximately 24 RFIs including clarification of the DESIGN-BUILDER's design intent based on estimated 12-month construction duration (2 RFIs per month). Minor design or construction clarification issues that can be clarified by verbal comments during telephone conversations and/or site visit conversations will not be counted against the stated total RFIs. RFIs will be submitted electronically to the DESIGN-BUILDER design staff and the OWNER concurrently to facilitate review of these submittals. RFI logs will be maintained by the DESIGN-BUILDER design staff and provided to document receipt and return of all RFIs.

Subtask 4.6 – Asset Management Information Submittals

DESIGN-BUILDER design staff will develop a supplemental specification that will outline the information requirements to the equipment manufacturers during the design phase. In addition, DESIGN-BUILDER design staff will develop a master asset management and preventive maintenance data base input form. DESIGN-BUILDER design staff will review Vendor Asset Management information for accuracy during the project construction. OWNER will be responsible for providing DESIGN-BUILDER with the Microsoft Excel-based template that will make it seamless for OWNER to incorporate asset management information.

Subtask 4.7 – Witness Start-Up and Performance Testing

The DESIGN-BUILDER will be responsible for arranging and conducting the startup test for major equipment. DESIGN-BUILDER design staff will review the submitted test plans and test reports from the suppliers for the pump equipment testing and review the certified performance testing results. For the purposes of engineering fee preparation, DESIGN-BUILDER has assumed the following personnel and on-site time duration for startup/performance testing:

1. Process/Mechanical Engineer(s) – estimated total of 8 labor-hours for up to 2 site visits
2. Civil Engineer – estimated 4 labor-hours for up to 1 site visit
3. Electrical/Instrumentation Engineer – estimated total of 8 labor-hours for up to 2 site visits

The DESIGN-BUILDER will be responsible for chlorinating the well. OWNER will conduct bacteriological testing for the new drinking water supply well.

Subtask 4.8 – Substantial and Final Completion/Acceptance and FDEP Certification

DESIGN-BUILDER design staff will conduct one substantial completion inspection and assist OWNER with the preparation of a punch list of items of work remaining to be completed. DESIGN-BUILDER design staff will accompany OWNER and conduct one final completion inspection to confirm punch list items have been corrected. OWNER shall provide all integration services for the new well and communications with the existing SCADA system.

Upon final inspection and receipt of acceptable bacteriological testing, DESIGN-BUILDER will prepare for OWNER and submit to FDEP final documentation for potable water compliance for the project. OWNER will sign as Owner and Operating Entity, as required.

Subtask 4.9 – Review and Approval of Vendor Operations and Maintenance (O&M) Manuals

DESIGN-BUILDER design staff will review and comment on the Final Vendor O&M Manuals for the installed equipment. For this effort, DESIGN-BUILDER has assumed up to five separate manuals for various pieces of equipment, some of which could be in combination with other associated equipment.

DESIGN-BUILDER design staff will provide appropriate language within the specifications to be consistent with the referenced number of separate manuals. If individual O&M manuals are deemed acceptable by the DESIGN-BUILDER design staff, they will be approved in writing. If DESIGN-BUILDER design staff deems any specific O&M manual to be deficient and/or in error, DESIGN-BUILDER will notify OWNER, in writing, as to the noted deficiencies and/or errors. This will include up to one additional resubmittal review.

Subtask 4.10 – Record Drawings Preparation and Submittal

DESIGN-BUILDER will prepare and submit to OWNER three hard-copy sets of Record Drawings with a record drawing, signed/sealed and stamp signed by the DESIGN-BUILDER as well as one electronic copy in ACAD (.dwg) and PDF (.pdf) on DVD. The signed and sealed record drawing sets will be provided with the record drawing stamp and the discipline Engineer of Record P.E. stamp.

Subtask 4.11 Letter Report for New Well No. 8

A draft letter report will be prepared and submitted to OWNER following completion of Production Well No. 8. The letter report will describe new well construction details and the results of the step drawdown tests. OWNER will review the draft letter report and provide comments to Design Builder for the final letter report. DESIGN-BUILDER will incorporate comments into a final letter report and will provide two hard copies to OWNER and to the SJRWMD. The letter report will contain the following:

- Well completion report
- Aquifer characteristics from the step drawdown test
- Geophysical and video logs and analysis
- Results of groundwater quality analysis
- General Assessment of hydrogeologic conditions
- Provided bases of design for the size of the pump and pump setting depth
- Assessment of suitability for water supply purpose

Deliverables

- 1) Draft and final Well No. 8 letter report.



Task 5.0 OPTIONAL ENGINEERING SERVICES

This task is for optional additional engineering services during design and construction associated with Well No. 8 for civil, permitting, and geotechnical activities that may be required for the project. Under this task, DESIGN-BUILDER will provide an assessment on whether additional permitting will be required by FDEP, geotechnical investigations with pavement cores are needed, or other unforeseen activities will be required for the new Well No. 8 site and raw water main. This task will be utilized for the additional permitting efforts, geotechnical investigations, and any other actions needed for the completion of the new Well No. 8 site and raw water main. The said services will only be performed at the expressed written direction of the OWNER.

EXHIBIT A OWNER Ridenour Well No. 8 Parcel Legal Description

Legal Description of the Property

JEA WELL SITE AT EAST POINTE CHURCH

A PART OF THOSE LANDS DESCRIBED IN OFFICIAL RECORDS BOOK 10033, PAGE 2427 OF THE CURRENT PUBLIC RECORDS OF DUVAL COUNTY, FLORIDA, LYING IN SECTION 16, TOWNSHIP 2 SOUTH, RANGE 28 EAST, OF SAID COUNTY, BEING MORE PARTICULARLY DESCRIBED AS FOLLOWS:

COMMENCE AT A NORTHEASTERLY CORNER OF TRACT F, KERNAN WEST ADDITION, AS RECORDED IN PLAT BOOK 63, PAGE 7 OF SAID PUBLIC RECORDS, SAID POINT ALSO BEING THE INTERSECTION OF THE MOST EASTERLY LINE OF SAID TRACT F, KERNAN WEST ADDITION, WITH THE MOST SOUTHERLY LINE OF TRACT F, KERNAN WEST, AS RECORDED IN PLAT BOOK 62, PAGE 23 OF SAID PUBLIC RECORDS; THENCE NORTH 90 DEGREES 00 MINUTES 00 SECONDS EAST, ALONG SAID SOUTHERLY LINE OF TRACT F, KERNAN WEST AND ITS EASTERLY EXTENSION, ALSO BEING THE NORTH LINE OF SAID LANDS DESCRIBED AND RECORDED IN OFFICIAL RECORDS BOOK 10033, PAGE 2427, 680.17 FEET TO ITS INTERSECTION WITH THE WESTERLY RIGHT OF WAY LINE OF KERNAN BOULEVARD NORTH, (A 200 FOOT RIGHT OF WAY AS NOW ESTABLISHED AND THE **POINT OF BEGINNING**; THENCE SOUTH 00 DEGREES 50 MINUTES 57 SECONDS EAST, ALONG SAID WESTERLY RIGHT OF WAY LINE, 179.28 FEET; THENCE SOUTH 90 DEGREES 00 MINUTES 00 SECONDS WEST, LEAVING SAID WESTERLY RIGHT OF WAY LINE, 273.93 FEET; THENCE NORTH 19 DEGREES 03 MINUTES 20 SECONDS WEST, 59.34 FEET; THENCE NORTH 28 DEGREES 17 MINUTES 08 SECONDS EAST, 13.12 FEET; THENCE NORTH 12 DEGREES 26 MINUTES 15 SECONDS WEST, 22.68 FEET; THENCE NORTH 29 DEGREES 17 MINUTES 32 SECONDS WEST, 27.41 FEET; THENCE NORTH 33 DEGREES 59 MINUTES 43 SECONDS WEST, 33.05 FEET; THENCE NORTH 50 DEGREES 59 MINUTES 59 SECONDS WEST, 24.93 FEET; THENCE NORTH 00 DEGREES 00 MINUTES 00 SECONDS EAST, 22.47 FEET TO AFORESAID NORTHERLY LINE OF THOSE LANDS DESCRIBED AND RECORDED IN OFFICIAL RECORDS BOOK 10033, PAGE 2427, THENCE NORTH 90 DEGREES 00 MINUTES 00 SECONDS EAST, ALONG SAID NORTHERLY LINE, 340.58 FEET TO THE POINT OF BEGINNING.

CONTAINING 1.24 ACRES MORE OR LESS.

Source:

Doc# 2020289817, OR BK 19514 Page 1582, Number Pages: 3, Recorded 12/30/2020 08:38 AM, RONNIE FUSSELL CLERK CIRCUIT COURT DUVAL COUNTY RECORDING \$27.00 DEED DOC ST \$2327.50

EXHIBIT B Permits and Approvals

- Well Permits:
 - SJRWMD Consumptive Use Permit (CUP) Letter Modification
 - SJRWMD Approved Construction and Testing Plan
 - SJRWMD Well Construction Permit
- Wellhead and Raw Water Pipeline Permits:
 - City of Jacksonville (COJ) 10-Set Review (Building and Zoning)
 - City of Jacksonville (COJ) Right-Of-Way Permit
 - FDEP Public Water Supply Construction Permit
 - FDEP Certificate of Construction Completion (after substantial completion)
- Stormwater Permits:
 - SJRWMD/FDEP ERP Permit

EXHIBIT C Ridenour Well No. 8 Anticipated Drawing List

Number	Sheet	Discipline	Description
1	G-0	GENERAL	COVER SHEET, LOCATION MAP, AND INDEX OF SHEETS
2	G-1	GENERAL	JEA GENERAL NOTES
3	G-2	GENERAL	GENERAL NOTES, LEGEND, SYMBOLS, AND ABBREVIATIONS
4	G-3	GENERAL	PROCESS FLOW DIAGRAM
5		SURVEY	MAP SHOWING WELL SITE SURVEY
6		SURVEY	MAP SHOWING WATER MAIN EASEMENT SURVEY
7	C-1	CIVIL	KEY MAP, ALIGNMENT TABLE, BORING TABLE, AND BENCHMARKS
8	C-2	CIVIL	WELL NO. 8 SITE PLAN
9	C-3	CIVIL	WELL NO. 8 GRADING AND DRAINAGE PLAN
10	C-4	CIVIL	WELL NO. 8 YARD PIPING PLAN
11	C-5	CIVIL	WATER MAIN PLAN AND PROFILES I
12	C-6	CIVIL	WATER MAIN PLAN AND PROFILES II
13	C-7	CIVIL	WATER MAIN PLAN AND PROFILES III
14	C-8	CIVIL	WATER MAIN PLAN AND PROFILES IV
15	C-9	CIVIL	WATER MAIN PLAN AND PROFILES V
16	C-10	CIVIL	WATER MAIN PLAN AND PROFILES VI
17	CD-1	CIVIL	CIVIL DETAILS I
18	CD-2	CIVIL	CIVIL DETAILS II
19	CD-3	CIVIL	CIVIL DETAILS III
20	CD-4	CIVIL	CIVIL DETAILS IV
21	CD-5	CIVIL	CIVIL DETAILS V
22	CD-6	CIVIL	CIVIL DETAILS VI
23	L-1	LANDSCAPING	TREE REMOVAL AND PROTECTION PLAN
24	L-2	LANDSCAPING	TREE MITIGATION TABLE
25	L-3	LANDSCAPING	LANDSCAPE PLAN
26	L-4	LANDSCAPING	LANDSCAPE SPECIFICATIONS
27	L-5	LANDSCAPING	LANDSCAPE SPECIFICATIONS
28	S-1	STRUCTURAL	STRUCTURAL NOTES AND DETAILS
29	S-2	STRUCTURAL	WELL PAD AND SECTION
30	M-1	MECHANICAL	MECHANICAL NOTES AND LEGEND
31	M-2	MECHANICAL	WELL NO. 8 PLAN AND SECTION
32	MD-1	MECHANICAL	MECHANICAL DETAILS
33	E-1	ELECTRICAL	ELECTRICAL LEGEND AND SCHEDULES

Number	Sheet	Discipline	Description
34	E-2	ELECTRICAL	WELL NO. 8 SINGLE LINE DIAGRAM
35	E-3	ELECTRICAL	WELL NO. 8 ELECTRICAL SITE PLAN
36	E-4	ELECTRICAL	WELL NO. 8 ELECTRICAL PLAN
37	E-5	ELECTRICAL	PANEL NETWORK & CONTROL WIRING DIAGRAM
38	ED-1	ELECTRICAL	ELECTRICAL DETAILS I
39	ED-2	ELECTRICAL	ELECTRICAL DETAILS II
40	I-1	INSTRUMENTATION	INSTRUMENTATION LEGEND I
41	I-2	INSTRUMENTATION	INSTRUMENTATION LEGEND II
42	I-3	INSTRUMENTATION	CONTROL BLOCK DIAGRAM
43	I-4	INSTRUMENTATION	PROCESS AND INSTRUMENTATION DIAGRAM – WELL NO. 8
44	I-5	INSTRUMENTATION	INSTRUMENT INSTALLATION DETAILS
45	I-6	INSTRUMENTATION	JEA STANDARD WELL SCADA PANEL (FRONT AND BACK PANEL VIEW)
46	I-7	INSTRUMENTATION	JEA STANDARD WELL SCADA PANEL (INPUT POWER CIRCUITS)
47	I-8	INSTRUMENTATION	JEA STANDARD WELL SCADA PANEL (DIGITAL AND ANALOG I/O)
48	I-9	INSTRUMENTATION	JEA STANDARD WELL TRANSMITTER PANEL LAYOUT

EXHIBIT D OWNER Responsibilities

OWNER will be responsible for the following listed items and other items as specifically included in this Scope of Services:

- Provide the available and requested data to DESIGN-BUILDER.
- Provide DESIGN-BUILDER latest up-to-date available hydraulic model, results, pump curve and pertinent information for the Ridenour WTP Wellfield System. DESIGN-BUILDER will use this information for updating the Ridenour WTP Wellfield System hydraulic model to include the new Well No. 8 and for pump selection and design considerations.
- Provide DESIGN-BUILDER with any Condition Assessments for the Ridenour WTP Wellfield raw water transmission piping (if available).
- Provide the existing As-Built drawings that show the location of the existing 10-inch raw water pipeline and gate valve for tie-in point for the new Well No. 8 pipeline.
- Provide existing easement and parcel legal descriptions and existing boundary and topographic surveys for the Well No. 8 parcel and any easements to be disturbed during construction.
- Coordinate and provide the required electrical power to well-site.
- Review and approve change orders during construction.
- Provide a resident project representative (RPR) during the construction and acceptance testing phase who is versed and can cover civil, mechanical, and electrical (including I&C) aspects of the Project.

EXHIBIT E Basis of Estimate

DESIGN-BUILDER has made assumptions to determine the Scope of Work and develop cost estimates as follows:

- 1) OWNER shall be responsible for all permitting fees associated with this project and sign as OWNER and Operating Entity. The permit applications will be submitted to the agency having jurisdiction by DESIGN-BUILDER.
- 2) OWNER shall supply easement information, specifically in the form of a boundary survey to DESIGN-BUILDER for their use.
- 3) In the performance of this Scope of Work, DESIGN-BUILDER will comply with the following documents:
 - a) OWNER's Water & Wastewater Standard Specifications.
 - b) OWNER's Water, Wastewater, and Reclaimed Water Design Guidelines.
 - c) OWNER's Rules and Regulations for Water, Wastewater & Reclaimed Water Services.
 - d) OWNER's Standards Manual for Water Treatment Plants
 - e) Other applicable local, State, and Federal rules, regulations, and standards.
- 4) Unless otherwise specified by OWNER or local regulations, Autodesk products (AutoCAD, Civil 3D, Plant 3D, Revit, Navisworks) will be version 2023.
- 5) Upgrading to a newer version of software over the course of the project, or before the final deliverable, must be approved by subconsultants and the OWNER prior to upgrade.
- 6) Scope and budget for upgrading platform versions and associated file conversions are not included in this document.
- 7) DESIGN-BUILDER shall comply with the latest OWNER's Standards through the 100-Percent Design Package on the project. Any changes to standards that impact the timing of the project beyond the Final 100-Percent Design stage will be negotiated under a separate task authorization to update, accordingly.
- 8) DESIGN-BUILDER will prepare opinions of construction costs in accordance with OWNER's Capital Project Allocation/Project Delivery Process requirements. The following accuracies will be met according to the design completion stage:
 - a) Class 3 for 30-Percent Design Deliverable.
 - b) Class 2 for 60-Percent Design Deliverable.
 - c) GMP

- 9) The documents will be prepared for a combined selection of a well drilling contractor and a general contractor on a competitive bid price basis for up to two (2) contracts.
- 10) DESIGN-BUILDER assumes pre-selection of the vertical turbine pump from OWNER-approved manufacturers listed in the OWNER's Standards based on the preliminary selection of 1,000 gpm pump at a head to be determined. DESIGN-BUILDER will utilize this design point assuming that the anticipated specific capacity of the well will be in the 40 gpm/ft range after well construction and will make a final decision during the 100-percent design milestone. Final verification of design-point will be conducted during the step-draw down testing.
- 11) At the 30-Percent, 60-Percent, and 100-Percent completion stages, four hard copy sets and one electronic set (PDF) of the required submittals and/or contract documents will be submitted to OWNER. All drawings, unless otherwise specified, will be half-size (11-inches by 17-inches). DESIGN-BUILDER will also provide the Issued for Construction Drawings in PDF and ACAD (.dwg) formats and the Issued for Construction Specifications in PDF. Meeting agenda, meeting minutes, and other miscellaneous documents will be submitted to OWNER in electronic format (PDF).
- 12) Wetland permitting is not anticipated for OWNER's well parcel. Basis of scope of work assumes that wetland delineation, mitigation and environmental permitting/assessments are not included as part of the work. Additional efforts during the design shall be authorized through a separate authorization.
- 13) DESIGN-BUILDER notes that Consumptive Use Permit (CUP) permitting task is based on a minor modification letter to SJRWMD for approval of the new well. Any additional permitting tasks associated with additionally requested CUP measures by SJRWMD or FDEP for implementing this well (if requested) will be included under a separate task authorization by OWNER.
- 14) DESIGN-BUILDER will assist OWNER in the preparation of the CUP modification letter for backup well. DESIGN-BUILDER has included one request for additional information from SJRWMD for the CUP Modification Letter.
- 15) Groundwater sampling will be performed for the parameters specified in the applicable regulations during step drawdown testing, including water quality parameters listed in OWNER's CUP. OWNER will be responsible for the laboratory analysis of Drinking Water Standards and additional parameters during step drawdown testing. OWNER shall be responsible for the analysis of the groundwater sampling during well drilling. The on-site resident hydrogeologist will be responsible for collecting the samples and delivering the collected samples to OWNER.
- 16) Any additional permits that are required in the project, not listed in this Scope of Work, will be executed under an additional task authorization approved by OWNER.
- 17) DESIGN-BUILDER assumes a design schedule with a 3-week review/turnaround time for the milestone reviews. This includes 3 weeks (15 working Days) for hold the design review meeting with the OWNER

after the milestone submittal. DESIGN-BUILDER will develop responses or clarifications to OWNER provided comments and have them available for the design milestone meeting with OWNER.

- 18) Design decisions and directions in this work will be fixed after the 30-Percent Preliminary Design Package meeting with OWNER. Any Scope of Work changes expected to impact schedule and/or budget will be discussed with OWNER. Scope of Work changes will be addressed with a written change acknowledgement or a formal change order request for additional task approval by OWNER. OWNER will be notified in writing of all changes to the baseline scope, schedule, or budget, established in the 30-percent Basis of Design Technical Memorandum.
- 19) SCADA integration and programming services are not included in this proposed Scope of Work. SCADA integration and programming will be coordinated and accomplished by OWNER.
- 20) DESIGN-BUILDER assumes that the proposed well site will be accepted by SJRWMD. Well site relocation will require additional task authorization by OWNER.
- 21) DESIGN-BUILDER assumes that Well No. 8 will be designed as a 16-inch diameter production well completed in the Upper Floridan aquifer and will consist of approximately 100 feet of 30-inch diameter surface casing, approximately 430 feet of 16-inch diameter final casing, and an estimated 200 feet of open borehole drilled into the Upper Floridan aquifer. Actual casing depths will be determined in the field and will be based on site-specific hydrogeologic conditions encountered during well drilling.
- 22) This project assumes that Well No. 8 will be a constant speed soft start motor.
- 23) OWNER shall be responsible with coordination required with OWNER's internal electrical group to provide an electrical service to the WTP site. It is assumed that OWNER shall utilize underground or overhead lines along Kernan Blvd N of the site for the primary service.
- 24) DESIGN-BUILDER will size the service to Well No. 8 slightly larger in case a future pump selection replaces the proposed vertical turbine pump motor (assumed to be 50 horsepower).
- 25) DESIGN-BUILDER has assumed that this scope of work will require the continuous collaboration with OWNER's System Resiliency Program climate scenario analysis, vulnerability assessments, and adaptive strategy development to provide consistency across OWNER's water system enterprise. Design standards developed under this program are included in this project for incorporation for the proposed wellhead improvements.
- 26) DESIGN-BUILDER will conduct modeling for the well pumps during the 30-percent design phase and will be completed during the 60-percent design when the raw water pipeline is finalized. The basis for the pump design will be based on the historical drawdowns from the Ridenour WTP drawdown reports and confirmed during the 30-percent design package. Final pumps will be released based on a base-bid selection based on historical drawdowns and additional bid-alternate options for different projected drawdown scenarios. This will be confirmed during the drilling construction phase and adjustment to pre-selected vertical turbine pump release.

- 27) The final raw water pipeline route shall be finalized during the initial stage of the project (30-Percent Design Stage). This Scope of Services assumes a linear length of approximately 2,800 linear feet of Raw Water Main. Any relocation of the well site may affect the pipeline route and survey and will require additional authorization from OWNER during design.
- 28) DESIGN-BUILDER assumes that an environmental resource permit (ERP) is not required for this project and has only budgeted the completion of an exemption letter of determination. Should an ERP be required, it will be authorized under Task 4 (Optional Engineering Services) at the approval from the OWNER.
- 29) DESIGN-BUILDER assumes that OWNER shall provide the Resiliency Program criticality modeling parameters for the new infrastructure located and Well No. 8 for a basis to set the minimum design level (estimated as Scenario No. 4 – Year 2070). Resiliency modeling of different flood scenarios by DESIGN-BUILDER is not included in this scope of work.
- 30) DESIGN-BUILDER reserves the right to request OWNER for any additional time and compensation associated with a final selection of an independent contractor should a decision be made for construction following the GMP negotiations. This proposal's engineering services during construction is estimated based on an integrated design-build team.

- 31) The provided schedule is based on the assumption of receiving OWNER comments on the submitted milestone deliverable and holding the review meeting within a 3-week period from the milestone delivery date. Any delay in receiving OWNER comments and holding the review meetings may affect the schedule. The schedule will be reviewed at each milestone with the OWNER.

EXHIBIT F Project Schedule

It is anticipated that the 60% Design and Wellhead GMP #2 of this progressive design-build project will take 7 months from Start. The full completion of Phases 1 Design is expected to take 10 months. Through Phase 2 Construction Services to Final Completion, the project is expected to take 21 months. DESIGN-BUILDER will start work on the project within 14 days of receipt of a formal notice to proceed (NTP). It is anticipated that the work described in this proposal will commence January 2024. Provided in **Table 1** below is an estimated Baseline Schedule. DESIGN-BUILDER will prepare an updated Baseline Schedule with due dates for Phase 1 within the first 30 calendar days after receipt of a formal NTP from OWNER. Phase 2's schedule is estimated below and will be further defined/governed by the Phase 2 Contract.

Table 1 Baseline Schedule

JEA Ridenour Well No. 8 Schedule	
Project Milestones	Completion From Start
Phase 1 Design	10 months
Kickoff Meeting and Minutes	1 month
Geotechnical Investigations	2 months
Survey	3 months
Engineering Studies	3 months
30% Preliminary Design Package and Well No. 8 Drilling GMP #1 to JEA	5 months
Well No. 8 Permits and ERP ¹	5 months
30% Review Period (3-week review)	6 months
30% Preliminary Design Package and Well No. 8 GMP Review Meeting	6 months
Well No. 8 GMP #1 Approval	6 months
60% Design and Wellhead GMP #2 to JEA	6 months
60% Design and Wellhead GMP #2 Review Period (3-week review)	7 months
60% Design and GMP #2 Review Meeting	7 months
GMP #2 Approval	8 months
Issue PO for Pumps and Electrical	8 months
100% Design to JEA	9 months
Wellhead/Water Main Permits	10 months
Final 100% Design to JEA	10 months
Phase 2 Construction	21 months
Well No. 8 Drilling Pre-Construction Meeting	6 months
Well No. 8 Site Clearing, Drilling and Testing ²	12 months
Wellhead Pre-Construction Meeting	10 months
Pump and Electrical Shop Drawing Approval and Delivery to Site	18 months
Wellhead and Water Main Construction	18 months
Substantial Completion	19 months
Project Close Out	20 months

JEA Ridenour Well No. 8 Schedule	
Final Completion	21 months

¹ Approvals for applications and submittals in Phase 1 are expected during Phase 1, but dependent on agency permitting schedule.

² Well drilling will commence during Phase 1. Clearing, Well Drilling, and Testing per the progressive design build schedule is expected to take 20-weeks to complete.

EXHIBIT G COMPENSATION AND PAYMENT

Compensation for the services described herein shall be made in accordance with the Agreement between OWNER and DESIGN-BUILDER. The work described in Tasks 1 through 4 of this Task Order will be completed as lump sum in the amount of \$651,713. A time and materials not-to-exceed optional task of \$25,000 is established for Task 4 – Optional Engineering Services for the use by the OWNER. The total not-to-exceed of this Task Order is \$676,713. DESIGN-BUILDER will submit monthly invoices accompanied by written monthly status reports. For Task 1 through 3, partial payments shall be made in accordance with the percentage of the work completed for the period of the invoice. Payments for Task 4 shall be based on the time incurred and labor billing rates plus direct costs and subconsultants costs. For summary purposes only, the approximate value of each task is as shown in **Table 1** and a detailed fee table is presented as Attachment A to this exhibit.

Table 1 Task Value Summary for Invoices Purposes Only

Task	Task Description	Task Value
Task 1	Project and Quality Management	\$68,620
Task 2	Phase 1 Design Services	\$341,608
Task 3	Phase 1 Pre-Construction Services	\$89,800
Task 4	Engineering Services During Construction	\$151,685
Subtotal	Subtotal LUMP SUM Amount	\$651,713
Task 5	Optional Engineering Services (Not to Exceed)	\$25,000
TOTAL	Grand Total Not-To-Exceed Amount	\$676,713

Ridenour Well No. 8 - Phase 1	CATEGORY	Senior Technical Expert	Technical Expert	Officer/ Principal	Senior Engineer	Senior Project Manager	Pre-Construction Manager	Cost Estimator	Senior Professional	Project Control Specialist	Professional III	Professional II	Professional I	Senior Tech Support	Staff Tech Support	Contract Administrator	Project Accountant	Procurement Manager	Procurement Buyer	Administrative	Optional Eng. Services	TOTAL HOURS EST	TOTAL LABOR COST		
	Contract Billing Rates	\$275.00	\$260.00	\$245.00	\$220.00	\$215.00	\$205.00	\$195.00	\$195.00	\$185.00	\$165.00	\$140.00	\$120.00	\$140.00	\$130.00	\$130.00	\$110.00	\$150.00	\$70.00	\$105.00					
Task 1: Project and Quality Management		32	46	19	13	114	14	0	0	0	64	35	0	0	0	10	16	0	0	22		385	\$ 76,485		
Task 2: Phase 1 Design Services (Through 100-Percent Design)		73	12	34	102	101	0	0	54	48	265	289	70	94	60	0	0	0	0	43		1245	\$ 213,150		
Task 3: Phase 1 PreConstruction Services		3	0	0	0	111	0	120	0	47	18	5	0	0	0	0	0	26	52	28		410	\$ 70,935		
Task 4: Engineering Services During Construction		10	6	36	76	57	0	0	300	0	60	156	4	10	8	0	0	0	0	4		727	\$ 135,685		
		118	64	89	191	383	14	120	354	95	407	485	74	104	68	10	16	26	52	97		2767	\$ 496,255		
																						Total Labor (Tasks 1,2,3,4) (Lump Sum)		\$	496,255
																						Total Other Direct Costs (Lump Sum)		\$	12,670
																						TOTAL LUMP SUM		\$	508,925
																						SUB GEOTECH (NTE) (Meskel Eng & Associates)		\$	12,500
																						SUB SURVEY & S.U.E (NTE) (Smith Surveying)		\$	71,233
																						SUB CIVIL (NTE) (Four Waters Eng.)		\$	59,055
																						TOTAL SUBCONSULTANTS		\$	142,788
																						TOTAL NOT TO EXCEED PROJECT COST		\$	651,713
																						Optional Engineering Services (Task 5)		\$	25,000
																						Grand Total Price (NOT TO EXCEED with Task 5 - Optional Services)		\$	676,713

**TASK ORDER
NO. 1**

**AMENDMENT
NO. 1**

JEA RIDENOUR

WELL NO. 8:

This Task Order No. 1 is issued this 23rd day of July, 2024 pursuant to the JEA Continuing Contract for Professional Services (JEA Contract No. JEA11469) dated June 1, 2023 and executed on November 14, 2023 (the Continuing Contract) between JEA and CDM Constructors, Inc. (the DESIGN-BUILDER). Collectively, JEA and the DESIGN-BUILDER may be referred to herein as the Parties.

RECITALS

WHEREAS, the Parties entered into the Continuing Contract pursuant to which the DESIGN-BUILDER agreed to perform certain progressive design-build services for construction wells; and

WHEREAS, JEA now desires to procure services under the Continuing Contract as specified in DESIGN-BUILDER's Guaranteed Max Price (GMP) #1 proposal dated July 8, 2024, attached hereto as Exhibit B.

NOW THEREFORE, in consideration of the terms and conditions set forth in the Continuing Contract and this Task Order, Amendment No. 1, the Parties agree as follows:

A. Scope of Work

DESIGN-BUILDER shall perform the work more particularly described in Exhibit B attached hereto and incorporated herein (the Services). The Scope of Work and Schedule shall include the site clearing and well drilling for Ridenour Well No. 8.

B. Payment Terms

1. JEA shall compensate the DESIGN-BUILDER for the Construction Services for GMP #1 a lump sum amount of **one million, ninety-three thousand eight hundred thirty and zero cents (\$1,093,830.00)**, for work satisfactorily completed in accordance with the provisions of this Task Order Amendment No. 1 and the Continuing Contract.
2. Upon completion on the Phase 1 design portion of the Services, DESIGN-BUILDER shall calculate and submit to JEA a proposed GMP #2 in accordance with the terms of the Continuing Contract for the balance of the work. Upon receipt of the proposed GMP #2, JEA may either (i) continue this Task Order to provide for completion of the construction portion of the Services based on the GMP #2; or (ii) procure the construction services in accordance with the requirements of its Procurement Code and Operational Procedures.

All services provided under this Task Order, or any amendment thereof, shall be subject to the terms and conditions of the Continuing Contract.

IN WITNESS WHEREOF, the duly authorized representatives of the Parties have executed this Task Order as of the date set forth above.

JEA

Approved as to form and format

Brian R Phillips

Digitally signed by Brian R Phillips
DN: C=US, E=philbr@jea.com,
O=JEA, OU=Project Engineering
and Construction, CN=Brian R
Phillips
Date: 2024.07.23 14:50:38-04'00'

Office of General Counsel

Tommy L Floyd

Digitally signed by Tommy L Floyd
DN: C=US,
E=floydtl@cdmsmith.com,
O=CDM Smith Inc., OU=CCI,
CN=Tommy L Floyd
Date: 2024.07.23 12:26:23-04'00'

DESIGN-BUILDER



4651 Salisbury Road, Suite 420
Jacksonville, FL 32256

July 08, 2024

Dean Llewellyn
JEA
225 N. Pearl Street
Jacksonville, FL 32202

Subject: JEA Ridenour Well No. 8 – Guaranteed Maximum Price No.1 (GMP#1)

Dear Mr. Llewellyn:

CDM Smith wants to thank you for the opportunity to submit to JEA, the Guaranteed Maximum Price No. 1 (GMP#1) package on the well drilling and site clearing for the Ridenour Well No. 8 project. The package includes the following items:

1. Assumptions for GMP No.1
2. Estimate
3. Bid Analysis Sheets
4. General Conditions
5. Risk Register
6. P6 Project Schedule
7. Well Pump Proposal – National Pump

The Guaranteed Maximum Price (GMP), which is shown in detail later in the package, came out to be \$1,093,830.00.

If you should have any questions or concerns regarding this proposal, please let CDM Smith know as soon as possible.

Best Regards,

Yanni Polematidis, PE, BCEE, PMP
Associate, Project Manager
CDM Smith, Inc.

cc: Leslie Samel, Daniel Leonard

Digitally signed by Tommy L
Floyd
DN: C=US,
E=floydtl@cdmsmith.com,
O=CDM Smith Inc., OU=CCI,
CN=Tommy L Floyd
Date: 2024.07.08
16:44:42-04'00'

Tommy L Floyd
Tommy Floyd, Assoc. DBIA
Senior Vice President, Area Manager
CDM Constructors Inc.





JEA RIDENOUR WTP WELL NO. 8

Assumptions for GMP No. 1

DESIGN-BUILDER has made the following assumptions, clarifications, and exclusions to determine the Scope of Work and develop cost estimates based on the 30% Design Submittal dated June 2024.

- 1) Site location was selected and determined by Owner, Design-Builder is not held responsible should the well site not provide Owner's anticipated water quality and yield.
- 2) JEA environmental is responsible for securing the gopher tortoise permit and relocation prior to site clearing. NTP for the site clearing is based on gopher tortoise relocation by August 16, 2024. Additionally, the permits listed in the attached permitting table have been implemented into the P6 project schedule with the assumed durations of each. If any extended review times or delays in permitting occur, Design-Builder shall receive an extension of the Contract Time based on a time impact analysis generated by Design-Builder. Any associated price escalations from SUBCONTRACTOR's due to delays in permitting shall be reimbursed with a Change Order to the GMP.
- 3) Groundwater sampling will be performed for the parameters specified in the applicable regulations during step drawdown testing, including water quality parameters listed in OWNER's CUP. OWNER will be responsible for the laboratory analysis of Drinking Water Standards and additional parameters during step drawdown testing. OWNER shall be responsible for the analysis of the groundwater sampling during well drilling. The on-site resident hydrogeologist will be responsible for collecting the samples and delivering the collected samples to OWNER.
- 4) Due to hydrogeologic or environmental conditions beyond the Design-Builders control, Design-Builder does not guarantee the well's water quality and/or yield.
- 5) Well drilling quotation is based on various unit price items that will be used as the basis of rectifying the final well drilling casing depth and construction methods. The Well Driller's SUBCONTRACT Agreement will be a Lump Sum amount based on these assumed values. Design-Builder has included an Allowance amount of \$25,000.00 that can be used to cover any overages of these values based on the established unit prices in Well Driller's proposal.
- 6) Pump equipment will be released with agreement from Owner from Allowance in GMP No. 1. Allowance is based on National Pump's budgetary proposal dated June 05, 2024.
- 7) Contingency amount based on attached risk register.
- 8) JEA will be responsible for any tree mitigation fees if required.
- 9) Substantial Completion shall be defined as completion of the groundwater supply well in conformance with the Contract documents. Well pump and column installation, as well as the well head piping

assembly, electrical/controls and well disinfection shall be part of GMP#2 and shall not be required for GMP#1 Substantial Completion.

- 10) No retainage will be held against Design-Builder once Substantial Completion is met for GMP#1. Design-Builder will release final payment to Well Drilling Subcontractor upon Substantial Completion and final payment from JEA is received.
- 11) Electrical Transformer and transformer pad are to be furnished and installed by JEA.
- 12) Clearing and grubbing of the well site will be performed within the clearing limits shown on the Design documents. Based upon the geotechnical report, site stripping of organic material will be needed for the top 4" of material.
- 13) No costs have been included for unknown or unmarked utilities at well site.
- 14) No site office trailer is included.

Permit	Agency	Submittal Date	Review Period	Responsibility	Status	Notes
<i>Well Drilling and Site Clearing/Grubbing</i>						
Letter Modification to Consumptive Use Permit	SJRWMD	5/13/2024	21	JEA	Approved	
Well Construction and Testing Plan	SJRWMD	5/13/2024	21	JEA	Approved	
Horizontal Development Permit	COJ	7/15/2024	21	CDM Smith		
Gopher Tortoise Relocation Permit	FWC	7/3/2024	30	JEA		
Well Construction Permit	SJRWMD	7/31/2024	14	CDM Smith		GMP#1 needs to be approved for the Well Drilling Contractor to submit the Well Construction Permit
ROW Permit	COJ		28	CDM Smith		
<i>Wellhead and Raw Water Main</i>						
Application for a Specific Permit to Construct PWS Components	FDEP	8/16/2024	30	CDM Smith		
10-Set Review Permit	COJ	8/16/2024	60	CDM Smith		
ROW Permit	COJ	9/30/2024	28	CDM Smith		GMP#2 needs to be approved to submit for the COJ ROW Permit
NPDES	FDEP	9/30/2024	28	CDM Smith		

JEA Ridenour Well No. 8

Estimate



JEA, FL
JEA Ridenour Well No. 8 - GMP #1
Opinion of Probable Construction Cost, June 2024, 30% Design

Estimator	Karthick Veeraragavan
Labor rate table	FL24 Jacksonville
Equipment rate table	2024 \$4EquipRate BOF
ENR CCI	JUN 2024: 13,546.80
AACEi Class	4
Estimate Type	Design Build
Design Level	30%
Notes	<p>This is an Opinion of Probable Construction Cost only, as defined by the documents provided at the level of design indicated above. CDM Smith has no control over the cost of labor, materials, equipment, or services furnished, over schedules, over contractor's methods of determining prices, competitive bidding (at least 3 each - both prime bidders and major subcontractors), market conditions or negotiating terms. CDM Smith does not guarantee that this opinion will not vary from actual cost, or contractor's bids.</p> <p>There are not any costs provided for: Change Orders, Design Engineering, Construction Oversight, Client Costs, Finance or Funding Costs, Legal Fees, Land Acquisition or temporary/permanent Easements, Operations, or any other costs associated with this project that are not specifically part of the bidding contractor's proposed scope. This OPCC shall remain valid for 30 days. Beyond this date, CDM Constructors should be notified of design changes. The estimate will also be reviewed to reflect current market conditions.</p> <p>Assumptions:</p> <p>No rock excavation is required.</p> <p>Only nominal dewatering is needed.</p> <p>No consideration for contaminated soils or hazardous materials is included (i.e. asbestos, lead, etc).</p> <p>Based on a normal 40 hour work week with no overtime.</p>
Report format	<p>Sorted by 'Area/16CSI Scn/Element'</p> <p>'Element' summary</p> <p>Allocate addons</p> <p>Paginate</p>

Spreadsheet Level	Takeoff Quantity	Labor Amount	Material Amount	Equip Amount	Sub Amount	Other Amount	Total Cost/Unit	Total Amount
05 Site Work								
32-30-00 Site Improvements								
05.323000.7802 Site Clearing	1.00	Is			40,125		40,125.00 /Is	40,125
32-30-00 Site Improvements					40,125			40,125
33-11-00 Wells								
05.331100.7800 Well Drilling	1.00	Is			589,950		589,950.00 /Is	589,950
33-11-00 Wells					589,950			589,950
05 Site Work					630,075			630,075

Estimate Totals				
	Description	Amount	Totals	Hours Rate
	Labor			0.030 hr
	Material			
	Equipment			0.010 hr
	Subcontract	630,075		
	Other			
		630,075	630,075	
	Subtotal Direct Cost		630,075	
<u>Indirect Costs</u>				
	Subcontractor / Supplier Bonds	18,902		3.000 %
	Permits	441		
	DB Bonds & Insurances	32,815		3.000 %
	Subtotal	52,158	682,233	
	Risk Register	38,875		
	Subtotal	38,875	721,108	
	Contractor Total OH&P	79,322		11.000 %
	Subtotal	79,322	800,430	
<u>General Conditions</u>				
	GC General Conditions	183,400		
	Subtotal	183,400	983,830	
<u>Services</u>				
	Design & Engineering Fee - Incl in Ph1			
	Services During Construction - Incl in Ph1			
	Subtotal		983,830	
<u>Allowances</u>				
	Additional Well Drilling excavation	25,000		
	Pump Equipment Allowance - National	85,000		
	Subtotal	110,000	1,093,830	
	Total		1,093,830	

"This Opinion of Probable Construction Cost is produced in accordance with CDM Smith's Firmwide Quality policies and best practices as described in CDM Smith's Estimating Manual Dated 01/03/23 Section 10 titled Quality Control. I hereby acknowledge that the Cost Estimating policies and procedures were followed in preparation of the Opinion of Probable Cost".

Estimator initials - KV 6/27/2024

Estimate Reviewer - EA 6/26/2024

JEA Ridenour Well No. 8

Bid Package Proposals

Well Drilling Proposal - Complete Services

Award #2 Supporting Documents 10/03/2024

PROJECT NAME: Ridenour Well # 8
PAYMENT NO.:
SUBCONTRACTOR: Complete Services Well Drilling, Inc.
PROJECT NO.:

DATE:

		ORIGINAL ESTIMATE				PREVIOUS		CURRENT		COMPLETED TO DATE		
ITEM	DESCRIPTION	BID QUANT	UNIT	PRICE	TOTAL PRICE	QUANT	VALUE	QUANT	VALUE	QUANT	VALUE	% COMPLETE
1	SITE PREP, WATER SUPPLY, DRILL PAD AND FLUID MANAGEMENT	1,000	LS	89,000.00	\$ 89,000.00		\$ -		\$ -	0.000	\$ -	0.00%
2	MOBILIZATION / DEMOBILIZATION	1,000	LS	71,000.00	\$ 71,000.00		\$ -		\$ -	0.000	\$ -	0.00%
3	DRILL 12.25" PILOT BORING TO APPROX 100 FEET +/-	100,000	FT	150.00	\$ 15,000.00		\$ -		\$ -	0.000	\$ -	0.00%
4	PERFORM GEOPHYSICAL LOGGING	1,000	EA	7,500.00	\$ 7,500.00		\$ -		\$ -	0.000	\$ -	0.00%
5	REAM 30-INCH BOREHOLE TO 100 FEET +/-	100,000	FT	150.00	\$ 15,000.00		\$ -		\$ -	0.000	\$ -	0.00%
6	FURNISH, DRILL, INSTALL AND GROUT 24" WALL CASING	100,000	FT	275.00	\$ 27,500.00		\$ -		\$ -	0.000	\$ -	0.00%
7	DRILL 12.25" PILOT BORING TO APPROX 430 FEET +/-	330,000	FT	150.00	\$ 49,500.00		\$ -		\$ -	0.000	\$ -	0.00%
8	PERFORM GEOPHYSICAL LOGGING	1,000	EA	7,500.00	\$ 7,500.00				\$ -			
9	REAM A NOMINAL 23-INCH BOREHOLE TO APPROX 430 FEET +/-	330,000	FT	150.00	\$ 49,500.00		\$ -		\$ -	0.000	\$ -	0.00%
10	PERFORM GEOPHYSICAL LOGGING	1,000	EA	7,500.00	\$ 7,500.00				\$ -			
11	FURNISH, DRILL, INSTALL AND GROUT 16" WALL CASING	430,000	FT	275.00	\$ 118,250.00		\$ -		\$ -	0.000	\$ -	0.00%
12	DRILL 12.25" PILOT BORING TO APPROX 630 FEET +/-	200,000	FT	150.00	\$ 30,000.00		\$ -		\$ -	0.000	\$ -	0.00%
13	PERFORM STATIC AND DYNAMIC GEOPHYSICAL AND VIDEO LOGGING	1,000	LS	21,400.00	\$ 21,400.00		\$ -		\$ -	0.000	\$ -	0.00%
14	REAM A NOMINAL 15-INCH BOREHOLE TO APPROX 630 FEET +/-	200,000	FT	150.00	\$ 30,000.00		\$ -		\$ -	0.000	\$ -	0.00%
15	PERFORM GEOPHYSICAL LOGGING (CALIPER, GAMMA & VIDEO)	1,000	LS	7,500.00	\$ 7,500.00		\$ -		\$ -	0.000	\$ -	0.00%
16	PERFORM PLUMBNESS AND ALIGNMENT TEST	1,000	LS	10,500.00	\$ 10,500.00		\$ -		\$ -	0.000	\$ -	0.00%
17	DEVELOP THE WELL UTILIZING TEMPORARY PUMP	8,000	HR	350.00	\$ 2,800.00		\$ -		\$ -	0.000	\$ -	0.00%
18	CONDUCT STEP DRAWDOWN TEST & WATER SAMPLES	1,000	LS	20,500.00	\$ 20,500.00		\$ -		\$ -	0.000	\$ -	0.00%
19	VTP AND STARTUP SERVICES	1,000	LS		\$ -		\$ -		\$ -	0.000	\$ -	#DIV/0!
20					\$ -		\$ -		\$ -	0.000	\$ -	#DIV/0!
21					\$ -		\$ -		\$ -	0.000	\$ -	#DIV/0!
					\$ -		\$ -		\$ -	0.000	\$ -	#DIV/0!
					\$ -		\$ -		\$ -	0.000	\$ -	#DIV/0!
					\$ -		\$ -		\$ -	0.000	\$ -	#DIV/0!
					\$ -		\$ -		\$ -	0.000	\$ -	#DIV/0!
					\$ -		\$ -		\$ -	0.000	\$ -	#DIV/0!
					\$ -		\$ -		\$ -	0.000	\$ -	#DIV/0!
					\$ -		\$ -		\$ -	0.000	\$ -	#DIV/0!
					\$ -		\$ -		\$ -	0.000	\$ -	#DIV/0!
					\$ -		\$ -		\$ -	0.000	\$ -	0.00%
TOTAL ORIGINAL WORK					\$ 579,950.00		\$ -		\$ -		\$ -	

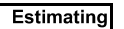
CHANGE ORDERS						PREVIOUS		CURRENT		COMPLETED TO DATE		
ITEM	DESCRIPTION	QUANT	UNIT	UNIT PRICE	TOTAL PRICE	QUANT	VALUE	QUANT	VALUE	QUANT	VALUE	COMPLETE
					\$ -		\$ -		\$ -	0.00	\$ -	#DIV/0!
					\$ -		\$ -		\$ -	0.00	\$ -	#DIV/0!
					\$ -		\$ -		\$ -	0.00	\$ -	#DIV/0!
					\$ -		\$ -		\$ -	0.00	\$ -	#DIV/0!
					\$ -		\$ -		\$ -	0.00	\$ -	#DIV/0!
					\$ -		\$ -		\$ -	0.00	\$ -	#DIV/0!
TOTAL CHANGE ORDERS					\$ -		\$ -		\$ -		\$ -	

ORIGINAL CONTRACT TOTAL	\$ 579,950.00	\$ -	\$ -	\$ -	0.00%
CHANGE ORDER TOTAL	\$ -	\$ -	\$ -	\$ -	#DIV/0!
GRAND TOTAL	\$ 579,950.00	\$ -	\$ -	\$ -	0.00%

JEA Ridenour Well No. 8

Bid Package Proposals

Site Clearing Proposals



CDM Constructors Inc.

Effective: 12/01/2011 / Revision: 02

Project: JEA Ridenour Well #8 PDB Project

[illegible]

JEA Ridenour Well No. 8

Shaw's Land Clearing

Shaw's Land Clearing, LLC

2762 W. Beaver St.
 Jacksonville, FL 32254
 (904) 387-1804
 (904) 388-9277 Fax

Estimate

Date	Estimate #
6/27/2024	14650-REV

Bill To

CDM Smith
 75 State St #701
 Boston, MA 02109

P.O. No.	Rep	Terms	Phone #	JOB LOCATION
	Adam	Due on Comp...	321.200.6739	JEA Ridenour Well 8
Description				Total
Location: Kernan Blvd We propose to furnish all equipment and labor to perform the following: CLEARING Clear all trees and underbrush, digging all stumps; rake to remove all roots 2" in diameter and larger Grind all debris, haul all clean mulch Approximately 1.3 acres includes hauling dirt mulch Mobilization/De-mobilization Fee NOTE: Quote does not include any permits, tree barricades, silt fence, or removal of strippings OPTION: Buy, deliver and install silt fence @ \$1.75 per foot, Mobilization/De-mobilization Fee \$800				38,250.00 3,800.00
Total				

Signature

Estimate

Date	Estimate #
6/27/2024	14650-REV

Bill To
CDM Smith 75 State St #701 Boston, MA 02109

P.O. No.	Rep	Terms	Phone #	JOB LOCATION
	Adam	Due on Comp...	321.200.6739	JEA Ridenour Well 8
Description				Total
STRIPPING Provide equipment and operators to strip approximately 250 (18 yard dump truck loads), haul all debris offsite Mobilization/De-mobilization Fee				87,500.00 2,400.00
Total				\$131,950.00

Signature _____

JEA Ridenour Well No. 8

Black Creek Land Clearing

Black Creek Land Clearing

3836 Woodmere Lane | Middleburg, Florida 32068
blackcreeklandclearing@gmail.com

RECIPIENT:

Daniel Leonard

Kernan Boulevard North
Jacksonville, Florida 32225

Quote #179

Sent on Jun 06, 2024

Total \$39,200.00

Product/Service	Description	Qty.	Unit Price	Total
Services	Provide necessary equipment and labor to clear JEA Ridenour Well 8 project.	1	\$21,500.00	\$21,500.00
Services	Clear area approximately 275x180. Remove all trees, root balls, root mat and underbrush from area. Root rake area flat to leave property ready for next phase of project.	1	\$0.00	\$0.00

Black Creek Land Clearing

3836 Woodmere Lane | Middleburg, Florida 32068
blackcreeklandclearing@gmail.com

Product/Service	Description	Qty.	Unit Price	Total
Contract Terms	<p>PAYMENT: Payment is due upon completion of work. There is a 3.1% fee for use of Visa, MasterCard, and Discover as form of payment. Conditions/ Terms of Work and fees applied to unpaid accounts is described below.</p> <p>LIMITATIONS AND CONDITIONS: To initiate this project Black Creek Land Clearing must have confirmation of contract agreement by means of owner/ owner representative. Before commencement property owner is responsible to call 811 for mark out of public utilities. Property owner is responsible to identify and mark all non-public utilities. Black Creek Land Company assumes no responsibility for the location of or damage to underground utilities not clearly marked by the owner prior to commencement of work. Additional charges may be added if hazards not identified by the property owner results in damage to equipment used by Black Creek Land Company. Please Note: Black Creek Land Clearing uses a variety of heavy equipment and in the event of a fluid leak Black Creek Land Clearing will make every reasonable effort to remedy, up to hiring a professional to perform a power or soft wash. Side Walks & Driveways: All our equipment is specifically designed for residential work and will not damage any properly poured foundation. No liability is assumed by Black Creek Land Clearing for any improperly poured driveway, sidewalk, or concrete pads that are damaged during completion of work.</p> <p>DAMAGE TO THE GROUNDS: The owner recognizes some damage to grass/ grounds will occur due to the weight and size of trees and equipment used. Black Creek Land Clearing will NOT be held liable or responsible for ground damage. Unless otherwise stated in this contract, Leaves and small twigs left after the work is complete are the responsibility of the property owner.</p> <p>ACCOUNTS UNPAID AFTER TEN DAYS ARE SUBJECT TO A \$50.00 LATE FEE. IN THE EVENT THAT A DELQUENT ACCOUNT IS PLACED IN THE HAND OF AN ATTORNEY OR LICENSE COLLECTOR FOR COLLECTIONS, THE CUSTOMER WILL BE RESPONSIBLE TO PAY: THE AMOUNT CONTRACTED FOR WORK PERFORMED and INTEREST AT 1.5% PER MONTH and A LATE FEE OF \$50 and ALL COSTS OF COLLECTION, INCLUDING A REASONABLE ATTORNEY'S FEE.</p> <p>RETURNED CHECK FEE IS \$30.00</p> <p>Rights of Cancellation: Black Creek Land Clearing reserves the right to cancel this contract at any time.</p> <p>I CERTIFY THAT I AM THE OWNER, OR HAVE THE LEGAL RIGHT TO REPRESENT THE OWNER, OF THE ABOVE TREE(S) AND/ OR LANDSCAPE AREAS AND INDEMNIFY Black Creek Tree Company FOR ALL DAMAGES,</p>	1	\$0.00	\$0.00

Black Creek Land Clearing

3836 Woodmere Lane | Middleburg, Florida 32068
blackcreeklandclearing@gmail.com

Product/Service	Description	Qty.	Unit Price	Total
Services	Install approximately 750 linear foot of Silt fence	1	\$1,200.00	\$1,200.00
Services	Strip and haul away 4" of topsoil, per Geotech report.	1	\$16,500.00	\$16,500.00
	Deliver, spread, and compact 22 loads of soil			

This quote is valid for the next 30 days, after which values may be subject to change.

Total	\$39,200.00
-------	-------------

JEA Ridenour Well No. 8

ZHL Services



ESTIMATE #23255

SENT ON:

Jun 14, 2024

RECIPIENT:

CMD Smith

272 Kernan Boulevard North
Jacksonville, Florida 32225

Phone: 321-200-6739

SENDER:

ZHL Services LLC

Post Office Box 6584
Jacksonville, Florida 32236

Phone: 904-300-3835

Email: billing@zhlservices.com

Website: www.zhlservices.com

Product/Service	Description
JOB DESCRIPTION	<ul style="list-style-type: none"> - Clear Marked Trees - Strip Top Soil of Organics and Haul Off Site - Silt Fence Installation <p>*** No other work is included that is not described above. Any additional work will require a signed change order. ***</p>
Mobilization	
210G Excavator	Clearing
650LGP BULLDOZER	Strip Lot
Land Clearing Debris Disposal - Dirty 75 Yard End Dump	
Export Strippings	<ul style="list-style-type: none"> -This is an Allowance* -Estimating 21 Loads of Strippings (Based on Geotech Report provided by CMD Smith) -Once stripping property commences if root mater is thicker than 4 inches CMD Smith is responsible for any additional loads of strippings hauled off-site at a rate of \$255.00 per load of strippings -CMD Smith is responsible for any additional loads of strippings outside of the estimated 21 loads***
Silt Fence Installation	750 Linear Feet
Trencher	Trencher for Silt Fence Installation

A deposit of \$24,258.75 will be required to begin.



ESTIMATE #23255

SENT ON:

Jun 14, 2024

Total

\$97,035.00

* Non-taxable

This quote is valid for the next 10 days, after which pricing may be subject to change. Following the approval of this quote, a formal contract will be provided for your signature. Contract must be executed prior to the commencement of mobilization or any work to be done.

The Customer hereby assumes all risk associated with entering onto the Property or the Project (or area where the Work is being performed) prior to ZHL completing the Work. The Customer shall indemnify and hold ZHL harmless from any and all claims, damages, costs, losses, claims, causes of action, liability or expenses, including attorney's fees, arising from or relating to the (i) Customer hiring, communicating with, providing directions to, or otherwise interfering with any of ZHL's employees, agents, subcontractors or suppliers, (ii) any action or inaction taken by any other contractor, subcontractor or other person retained by the Customer or whom the Customer interfered with, and (iii) any bodily injury or damages sustained by any person at the Project at the direction of the Customer, the Customer, or any such persons' family, friends, invitees, licensees, trespassers, agents or representatives while entering the Property after the date Customer signs this Agreement.

Signature: _____ **Date:** _____

JEA Ridenour Well No. 8

Capp's Land Management



114 HALSEMA RD S. JACKSONVILLE, FL 32220
(904)693-8644 - FAX (904)693-8645

Project: JEA Ridenour Well 8 - Site Clearing RFP

6/14/2024

Bid #	Description	QTY	UNIT	UNIT COST	XTD COST 1
	SITE PREPERATION				
1	Mobilization	1	LS	\$ 9,412.50	\$ 9,412.50
2	General Conditions	1	LS	\$ 6,110.00	\$ 6,110.00
3	Erosion Control	1	LS	\$ 5,625.00	\$ 5,625.00
4	Construction Entrance	1	EA	\$ 6,875.00	\$ 6,875.00
4	Survey	1	LS	\$ 8,125.00	\$ 8,125.00
	MOT	1	LS	\$ 937.50	\$ 937.50
5	Clear & Grub/Grind /Dispose	1	LS	\$ 57,790.00	\$ 57,790.00
6	Topsoil Removal	21	LDS	\$ 7,350.00	\$ 7,350.00
				Base Total	\$ 102,225.00

Inclusions: All labor, manpower, and equipment, Supervision, Survey, Erosion Control, Soil Tracking, Maintenance of Traffic, Clearing Timber, Grubbing, Grinding and removal of wood chips.

Excludes: All permitting, testing, As-builts, unforeseen utility conflicts, Tree Survey, and/or landscaping.

Prepared by: Jason Freeman

6/14/2024

JEA Ridenour Well No. 8

General Conditions

Award #2 Supporting Documents 10/03/2024

[illegible]

JEA Ridenour Well No. 8

Risk Register

[illegible]

Award #2 Supporting Documents 10/03/2024

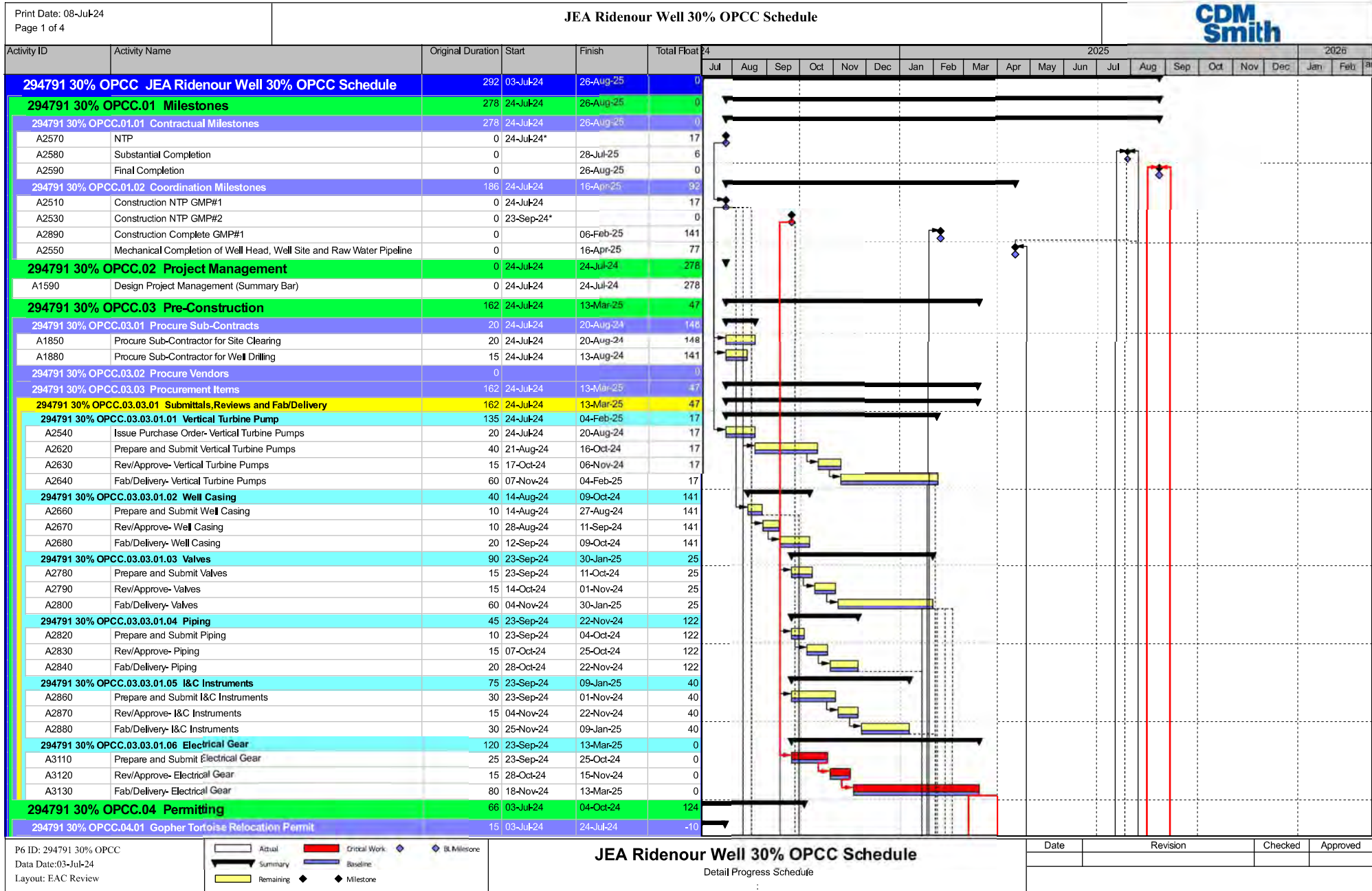
RISK COST SUMMARY							DATE: 3-Jul-24			
PROJECT: 425-43 Ridenour WTP - Well #8							PHASE: GMP#1 Site Clearing and Well Drilling			
Risk Type	Project Risk Cost (\$)					% of Total Risk Cost	Project Risk Cost (% of Weighted Risk Cost Exposure)			
	Weighted Risk Cost Exposure	CMAR Contingency	Owner Allowances	Total Risk Carry (CC + OA)	Remaining Risk Cost Exposure		CMAR Contingency	Owner Allowances	Total Risk Carry (CC + OA)	Remaining Risk Cost Exposure
Adverse Weather	\$ -	\$ -	\$ -	\$ -	\$ -	-	-	-	-	-
Community Impacts	\$ -	\$ -	\$ -	\$ -	\$ -	-	-	-	-	-
Constructability	\$ 2,500	\$ -	\$ -	\$ -	\$ 2,500	-	0.0%	0.0%	0.0%	100.0%
Construction Schedule	\$ -	\$ -	\$ -	\$ -	\$ -	-	-	-	-	-
Contract Requirements	\$ -	\$ -	\$ -	\$ -	\$ -	-	-	-	-	-
Design	\$ -	\$ -	\$ -	\$ -	\$ -	-	-	-	-	-
Differing Site Conditions	\$ 21,000	\$ -	\$ -	\$ -	\$ 21,000	-	0.0%	0.0%	0.0%	100.0%
Environmental Impacts	\$ 7,750	\$ -	\$ -	\$ -	\$ 7,750	-	0.0%	0.0%	0.0%	100.0%
Force Majeure	\$ -	\$ -	\$ -	\$ -	\$ -	-	-	-	-	-
Material Price Escalation	\$ -	\$ -	\$ -	\$ -	\$ -	-	-	-	-	-
Not In Scope	\$ -	\$ -	\$ -	\$ -	\$ -	-	-	-	-	-
Other Project Stakeholders	\$ -	\$ -	\$ -	\$ -	\$ -	-	-	-	-	-
Owner Directed Changes	\$ -	\$ -	\$ -	\$ -	\$ -	-	-	-	-	-
Owner Operational Impacts	\$ 2,000	\$ -	\$ -	\$ -	\$ 2,000	-	0.0%	0.0%	0.0%	100.0%
Permitting	\$ 1,875	\$ -	\$ -	\$ -	\$ 1,875	-	0.0%	0.0%	0.0%	100.0%
Procurement	\$ -	\$ -	\$ -	\$ -	\$ -	-	-	-	-	-
Public Impacts	\$ -	\$ -	\$ -	\$ -	\$ -	-	-	-	-	-
Public Safety	\$ 3,750	\$ -	\$ -	\$ -	\$ 3,750	-	0.0%	0.0%	0.0%	100.0%
Quality	\$ -	\$ -	\$ -	\$ -	\$ -	-	-	-	-	-
Regulatory Requirements	\$ -	\$ -	\$ -	\$ -	\$ -	-	-	-	-	-
Resource Constraints	\$ -	\$ -	\$ -	\$ -	\$ -	-	-	-	-	-
Subcontractor Performance	\$ -	\$ -	\$ -	\$ -	\$ -	-	-	-	-	-
Supply Chain Impacts	\$ -	\$ -	\$ -	\$ -	\$ -	-	-	-	-	-
Site Safety	\$ -	\$ -	\$ -	\$ -	\$ -	-	-	-	-	-
Undefined Scope	\$ -	\$ -	\$ -	\$ -	\$ -	-	-	-	-	-
Unknown Site Conditions	\$ -	\$ -	\$ -	\$ -	\$ -	-	-	-	-	-
Total	\$ 38,875	\$ -	\$ -	\$ -	\$ 38,875	0.0%				

Project Risk Cost (% of Project Direct Cost)				
Weighted Risk Cost Exposure	CMAR Contingency	Owner Allowances	Total Risk Carry (CC + OA)	Remaining Risk Cost Exposure
-	-	-	-	-

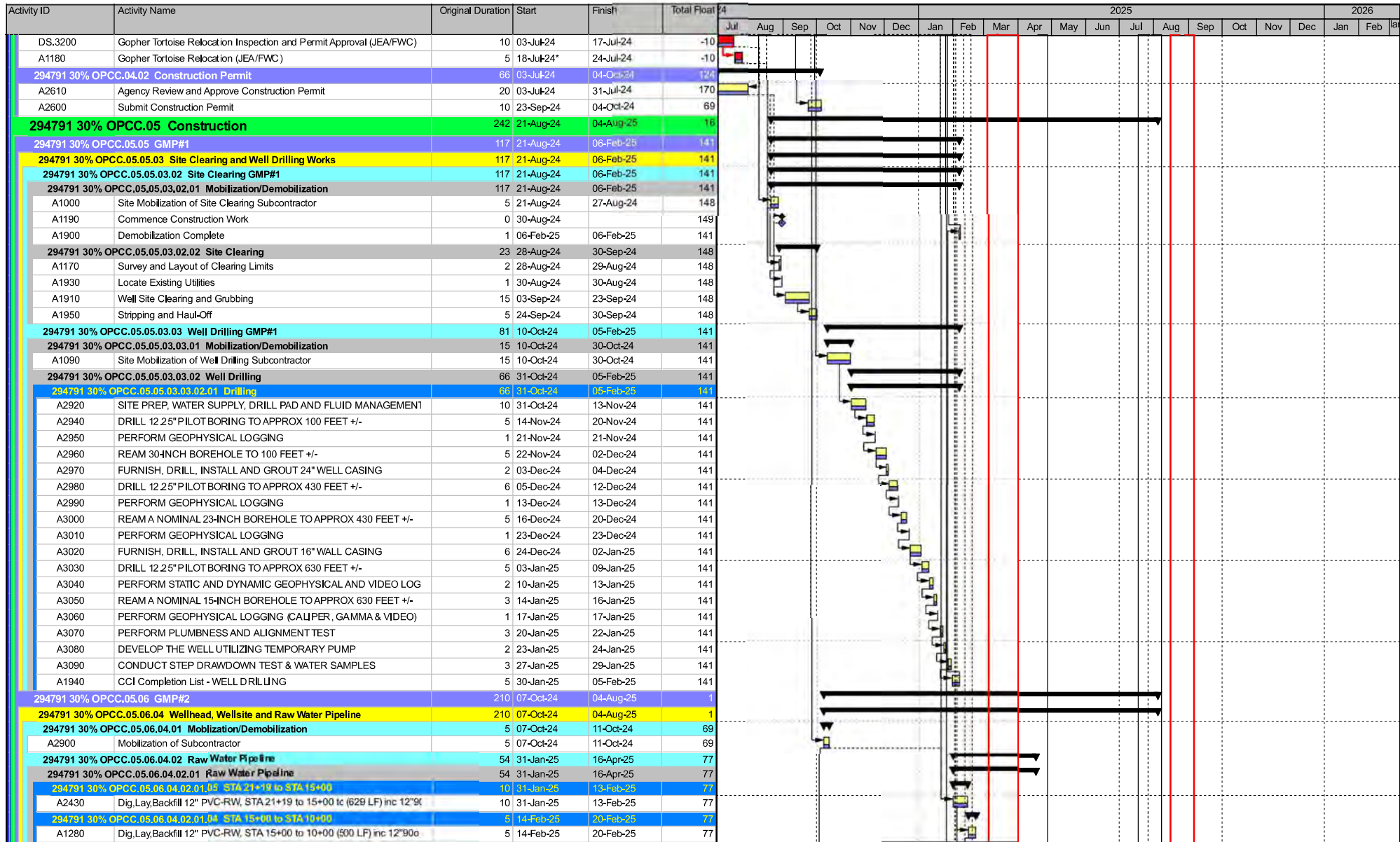
Project Direct Cost		
General Conditions	Other Direct Costs	Total Project Direct Cost
		\$ -
[enter value above]	[enter value above]	

JEA Ridenour Well No. 8

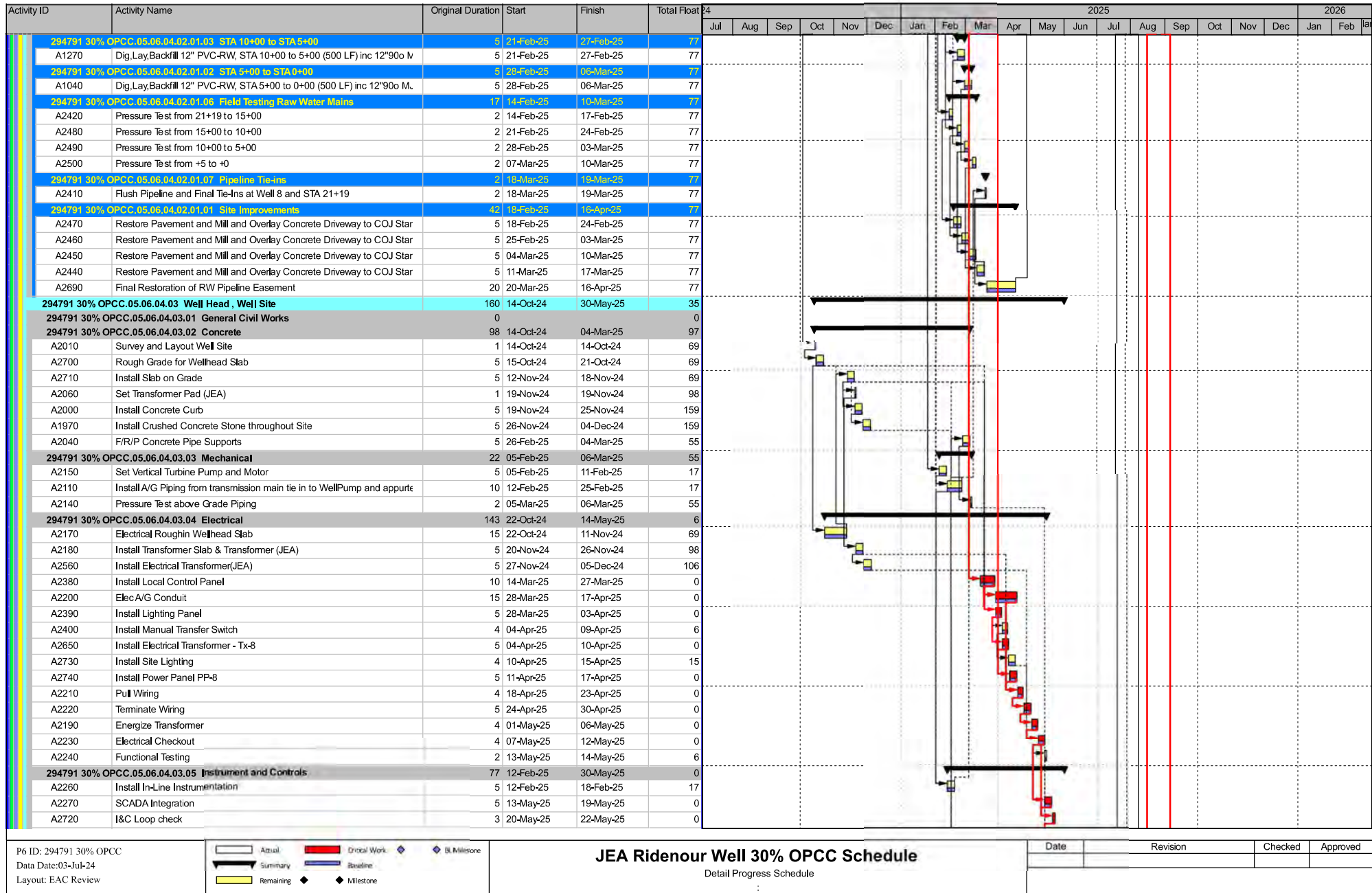
P6 Project Schedule



Award #2 Supporting Documents 10/03/2024



Award #2 Supporting Documents 10/03/2024



Award #2 Supporting Documents 10/03/2024

Activity ID	Activity Name	Original Duration	Start	Finish	Total Float	2025												2026								
						Jul	Aug	Sep	Oct	Nov	Dec	Jan	Feb	Mar	Apr	May	Jun	Jul	Aug	Sep	Oct	Nov	Dec	Jan	Feb	Mar
A2280	Field Testing and Checkout	5	23-May-25	30-May-25	0																					
294791 30% OPCC.05.06.04.04	Startup and Testing	45	02-Jun-25	04-Aug-25	0																					
A2290	Wellhead Bacteriological Testing	20	02-Jun-25	27-Jun-25	0																					
A2300	Watermain Bacteriological Testing	15	30-Jun-25	21-Jul-25	0																					
A2310	Functional Testing	5	22-Jul-25	28-Jul-25	0																					
A2750	Substantial Completion	0		28-Jul-25	0																					
A2320	Performance Testing	5	29-Jul-25	04-Aug-25	0																					
294791 30% OPCC.05.06.04.05	Site Restoration	10	26-Feb-25	11-Mar-25	102																					
A1980	Permanent Fencing	5	26-Feb-25	04-Mar-25	102																					
A1990	Landscaping and Seeding	5	05-Mar-25	11-Mar-25	102																					
294791 30% OPCC.06	Startup/Closeout	16	05-Aug-25	26-Aug-25	0																					
A2330	Punchlist Walkthrough	1	05-Aug-25	05-Aug-25	0																					
A2340	Complete Punchlist	15	06-Aug-25	26-Aug-25	0																					

JEA Ridenour Well No. 8

Well Pump Budgetary Quote - National Pump



195 E. Third Street
Zolfo Springs, FL 33890

QUOTATION

Quote Prepared by: **Ralton Albritton**

ralton.albritton@natlpump.com

www.nationalpumpcompany.com

1-863-735-8222

QUOTED TO:	SHIP TO:	QUOTE INFO:
CASH SALE - NPC FLORIDA*	CASH SALE - NPC FLORIDA*	DATE: JUNE 5, 2024
ATTN:		QUOTE#: Q-132366-B1
PO BOX 779	195 EAST THIRD ST	CUSTOMER#: 9
ZOLFO SPRINGS, FL 33890-0779	ZOLFO SPRINGS, FL 33890-9999	PROJECT: JEA RIDENOUR WELL NO. 8
PH:	PH:	ENGINEER: GAWLIK, EMORY A. @ GAWLIKEA@CDMSMITH.COM

QUOTATION LINE ITEM SUMMARY

LINE	QTY	CONFIG#	CONFIG NAME / PART #	DESCRIPTION	NET PRICE	EXT. PRICE
1	1	C-190718	DSVT: Q-132366-1	M12HC-02;08-FCLT;08-HH30;MOTOR	\$ 63,764.20	\$ 63,764.20
						Total: \$ 63,764.20

SUBMITTAL DELIVERY:	CUSTOMER APPROVAL:	PRODUCTION DELIVERY:
8 WEEKS	1 WEEK	12 WEEKS
AVAILABILITY NOTES:	SPECIAL NOTES:	
ACTUAL LEAD TIME TO BE CONFIRMED AT TIME OF ORDER ENTRY WHICH WOULD BE SUBJECT TO ALL APPROVALS, PAYMENT TERMS, SUBMITTAL REQUIREMENTS, INVENTORY LEVELS AND PRIOR SALES.	* SEE CLARIFICATION PAGE FOR VERY IMPORTANT INFORMATION. *	

PAYMENT TERMS:	FREIGHT TERMS:
C.O.D.	FOB ORIGIN; FREIGHT COLLECT

National Pump Company (NPC) will review all quotations at the time of order entry to ensure pricing has not changed. If pricing has changed, then NPC will advise Customer of the new price within two days after receiving Customer's order. For submittal projects pricing will be reviewed again after approval. Thereafter, Customer will have three days to accept NPC's new price or the order may be cancelled.

Price and delivery for the goods in this proposal are based on the current costs of raw materials, supplies, and components, including but not limited to metals and metal products (the "Materials"). The market for Materials is highly volatile due to several global factors. Therefore, if our cost for any Materials increases by more than 3%, we reserve the right to adjust our prices accordingly, at time of order.

NPC is pleased to quote these pump products for your application. All quotations are subject to NPC standard terms and conditions and acceptance from the main office in Glendale, AZ. A copy of our standard terms and conditions is attached. This quotation is valid for **30 DAYS** from the above date. This quote is in U.S. dollars. The purchase order must be issued in U.S. dollars. All quotations are subject to NPC standard progress payment terms. The right of subrogation against National Pump Company and all its assigns, affiliates, employees, insurers and underwriters, to the extent permitted by law, is waived. For quoted lead-time - Due to multiple market factors, quoted lead-time is not guaranteed and will be reassessed after receipt of customer order and materials delivery confirmation. NPC will update the customer in event of any significant change.



195 E. Third Street
Zolfo Springs, FL 33890

QUOTATION

Quote Prepared by: **Ralton Albritton**

ralton.albritton@natlpump.com

www.nationalpumpcompany.com

1-863-735-8222

USE OF VFD's WITH CAST DISCHARGE HEADS – When using a cast discharge head, NPC can only guarantee vibration free operation at full load speed. A cast discharge head may be acceptable for operating at reduced speeds if precautions are made by locking-out the operating speed(s) on the VFD IF vibration is experienced from the natural resonant frequency of the motor and discharge head structure. If a lock-out range is not acceptable or analysis is required, a fabricated discharge head must be provided.



WARNING: Cancer and Reproductive Harm-

www.P65Warnings.ca.gov



195 E. Third Street
Zolfo Springs, FL 33890

QUOTATION

Quote Prepared by: **Ralton Albritton**

ralton.albritton@natlpump.com

www.nationalpumpcompany.com

1-863-735-8222

QUOTATION CLARIFICATIONS: Q-132366

NOTICE: Effective June 2016, per a directive from the United States Department of Energy, ALL Standard Efficiency VHS – WP1 motors 7.5 to 600HP, 1200 to 3600 RPM, 460/60/3 will no longer be manufactured or imported in the USA. The Standard & High Efficient motors will begin having limited availability. Only Premium Efficient Motors will be offered once existing inventory is depleted. For more information on this subject, please visit <http://energy.gov/eere/amo/downloads/us-department-energys-motor-challenge-program-national-strategy-energy-efficient>

.
**USE OF VFD's WITH CAST DISCHARGE HEADS – When using a cast discharge head, National Pump Company can only guarantee vibration free operation at full load speed. A cast discharge head may be acceptable for operating at reduced speeds if precautions are made by locking-out the operating speed(s) on the VFD IF vibration is experienced from the natural resonant frequency of the motor and discharge head structure. If a lock-out range is not acceptable or analysis is required, a fabricated discharge head must be provided.

.
This offer does not include testing, special construction, coatings, fittings, bolting, etc....unless otherwise described within the body of this quote; any additional items shall be supplied by others.

.
Standard Export terms are 50% due at time of order with balance of 50% paid prior to shipping.

.
Due to market conditions all quotations will be reviewed at time of order entry to ensure pricing has not changed. For orders that are going through the submittal process we will need to re-evaluate pricing at time of approval. Pricing on all existing orders which are in production will remain unaffected. We will do our best to minimize any increases and work together to overcome these market conditions.

.
THIS QUOTATION IS ONLY GOOD FOR TEN, (10) DAYS UNLESS OTHERWISE NOTED.

.
Pricing based on description only and would be subject to revision after receipt and review of any additional information.

.
Formal specifications were NOT provided for review.
. .



195 E. Third Street
Zolfo Springs, FL 33890

QUOTATION

Quote Prepared by: **Ralton Albritton**

ralton.albritton@natlpump.com

www.nationalpumpcompany.com

1-863-735-8222

PRODUCT: DSVT

CONFIGURATION NAME: Q-132366-1

CONFIGURATION SN: C-190718-B2

Flow Rate: 1000 US GPM

Total Dynamic Head: 145 FT.

Fluid: WATER

Fluid Temp: 68 °F

Pump Selection Catalog: VERT.TURB.ENCLOSED

Pump Speed: 1800 RPM

Motor Selection Criteria: POWER AT DESIGN POINT

Selected Driver HP*: HP

**Selected Driver HP is based on the Driver HP selected in the configuration and may be different than the Motor HP listed on the Pump Data Sheet. Motor Enclosure is also based on the selection made in the configuration and may be different than the Motor Enclosure listed on the Pump Data Sheet.*

DESCRIPTION: C-190718 - DSVT: Q-132366-1

QTY	ITEM	DESCRIPTION
1	M12HC-BA~	BWL.ASSY: M12HC~ DESIGN HP: 46.7 / NOL HP: 49.4 M12HC-02; PL.CA/SC CIEN BOWLS; 8 X 1.19-12 TPI; SS FIT IMPELLER (316SS) TRIM (2)(PER PUMP): TBD IN. SHAFT PROJECTION: 16 IN. DYNAMIC BALANCE IMPELLER(S) (ISO G6.3) BRG MAT: SUC: VESC; INT: VESC; TOP: VESC 8" MALE CONE STRAINER; 316SS
1	CAPLTHD08000119E~	THD COL ASM; PL 8 X 1.19 - 416~ 120 FT. FIXED COLUMN LENGTH MAX COL LEN: 5' TOP & BTM W / 10' INT 0.322 COLUMN WALL; 12 TPI SHAFT THREADS
1	HDASSY-HH30-08-CI~	DIS HEAD ASSY: HH30; 08; CI~
1	HSASM11941600RH~	HEAD SHAFT ASM: 1.19 - 416 SS - RH~
1	PDV-USM060H146460V30	US,60HP,VHS,WPI,1800,460PWS,VFD
1	ASSEMBLY INSTRUCTIONS~	DO NOT ASSEMBLE AS A SCVT PUMP SKID BOWL ASSEMBLY, BOX SHAFT COMPONENTS, BUNDLE COLUMN PIPE AND PALLETIZE THE DISCHARGE HEAD AND MOTOR FOR FLAT-BED SHIPMENT.
1	COATINGS~	COATINGS OPTIONS TNEMEC N 140 - BOWL OD TNEMEC N 140 - COLUMN ID & OD



195 E. Third Street
Zolfo Springs, FL 33890

QUOTATION

Quote Prepared by: **Ralton Albritton**

ralton.albritton@natlpump.com

www.nationalpumpcompany.com

1-863-735-8222

TNEMEC N 140 - HEAD ID & OD

1 CLARIFICATION~

ADD THE FOLLOWING TO CONSTRUCTION MATERIALS.

- **STAINLESS BOW WEAR RINGS.**
- **VESCONITE BOWL BEARINGS.**
- **VESCONITE LINE SHAFT BEARINGS**
- **STAINLESS, SPLIT PACKING GLAND**
-

TOTAL PRICE EA.: \$ 63,764.20

EQUIPMENT SELECTION/ DATA SHEET				CDM Smith	Print portrait, 11x17	Project No. 6103-294791 This sheet issued: 04/23/24	PAGE 1 of 1	
GENERAL	CLIENT:	JEA		P & ID	DESIGN	CHECK	REVISIONS (initials) (DATE)	
	PROJECT:	JEA Ridenour Well No. 8			BY:	BY:	PRELIM.	
	LOCATION:	Jacksonville, FL		RWV BY:			1	
	JOB #:	294791		DATE:	DATE:	DATE:	2	
							3	
	EQUIPMENT NAME:	Vertical Turbine Pump						
No. Units:	One							
EQUIP. TAG #	TBD							
EQUIP. LOCATION:	Well No. 8 (outdoors, uncovered)							
MECHANICAL	DESIGN CONDITIONS:		Flow (gpm)	1,000	# Units: Normal Operation	1	MATERIALS OF CONSTRUCTION (CONFORM W/ JEA STANDARDS):	
			Head (ft)	145	#Units: Standby:	0	Bowl	Close grained cast iron, ASTM A48 Class 30
			Column Length (ft)	120	# Units: Future	0	Bowl Shaft	Type 416 SS, ASTM 582
	WEIGHT (empty/ full):		By Vendor		TESTING:		Bowl Wear Rings	Type 420 SS
					Vibration testing and analysis meeting ANSI/HI 9.6.4 after installation and field testing of the pump.		Impeller	Type 316 SS
	PIPING:		Column Dia (in)	8	SERVICE:		Discharge Head	Cast Iron, ASTM A48 Class 30
			Discharge Dia (in)	8	1000 gpm VTP for production well in the Upper Floridan aquifer		Discharge Column	ASTM A53 Grade B Steel, threaded
							Line Shaft	Type 416 SS meeting ASTM 582
							Stuffing Box	Cast iron with 316 split-type packing glands
							Bearing Retainers (Spiders)	Nickel aluminum bronze or type 304 SS
							Shaft Bearings	Cutlass neoprene rubber
							Composite Sleeve Bearings	Vesconite HiLube
							Cone Suction Strainer	Type 316 SS, threaded to bowl
							Coatings in Contact with Water	NSF 61 and NSF 600 approved
ELECTRICAL	ELEC. POWER?		(X) YES	() NO	() VAR. SPEED? TYPE:	Constant Speed	MOTORS:	
	STANDBY POWER REQUIRED?		() YES	(X) NO	STARTING:	Reduced voltage soft start	POWER	460V, 60 Hz, 3 phase, 1.15 SF
					NEMA ENCLOSURES:		RPM:	1800
				HOUSING TYPE:	WP1	HP:	60	
				NEMA GUIDELINES:	Design B	SHAFT:	Hollow	
						EFFICIENCY:	Premium Efficiency	
						REVERSE ROTATION:	Install a non-reverse ratchet	
INSTRUMENTATION	INSTRUMENTATION/CONTROLS REQUIRED?		() YES	(X) NO	NORMAL CONTROL MODE/ALARMS:			
	TYPE:		(X) AUTO	() MANUAL	---			
	INST. PACKAGE BY MANUF?		() YES	(X) NO				
ENVIRONMENTAL CONDITIONS	INSIDE BUILDING?		No		WASH DOWN?		YES	
	DAMP AREA?		Yes		CORROSIVE AREA?		NO	
	SUBJECT TO FREEZING?		Rare		DUSTY AREA?		NO	
	SUBJECT TO DIRECT SUN?		Yes		EXPLOSIVE AREA?		NO	
					SUBJECT TO FLOODING?		NO	
EQUIPMENT SELECTION	SELECTED MANUFACTURER:		MODEL:		DELIVERY SCHEDULE:			
			M12HC-S		12		WEEKS AFTER SHOP DWG. APPR.	
	ALTERNATIVE MANUFACTURER(S):		MODEL(S):		DELIVERY SCHEDULE:			
						WEEKS AFTER SHOP DWG. APPR.		
						WEEKS AFTER SHOP DWG. APPR.		

Company:

Name:

Date: 5/2/2024

Initial selection; performance per 1% tolerance to be confirmed during formal performance test. 1U curve to be provided for approval during formal submittal time.

**Pump:**

Size: M12HC-S (2 stage)
 Type: SS.IMP_MATL
 Synch Speed: 1800 rpm
 Curve: CVM12HC-S4P6CYS
 Specific Speeds:
 Dimensions:
 Vertical Turbine:
 Speed: 1770 rpm
 Dia: 9.66 in
 Impeller: M12HC (1/8)
 Ns: 2300
 Nss: 13201
 Suction: ---
 Discharge: ---
 Bowl Size: 12.1 in
 Max Lateral: 1 in
 Thrust K Factor: 8.4 lbf/ft

Search Criteria:

Flow: 1000 US gpm Head: 145 ft

Fluid:

Water
 Density: 62.32 lb/ft³
 Viscosity: 0.9946 cP
 NPSHa: ---
 Temperature: 68 °F
 Vapor Pressure: 0.3391 psi a
 Atm Pressure: 14.7 psi a

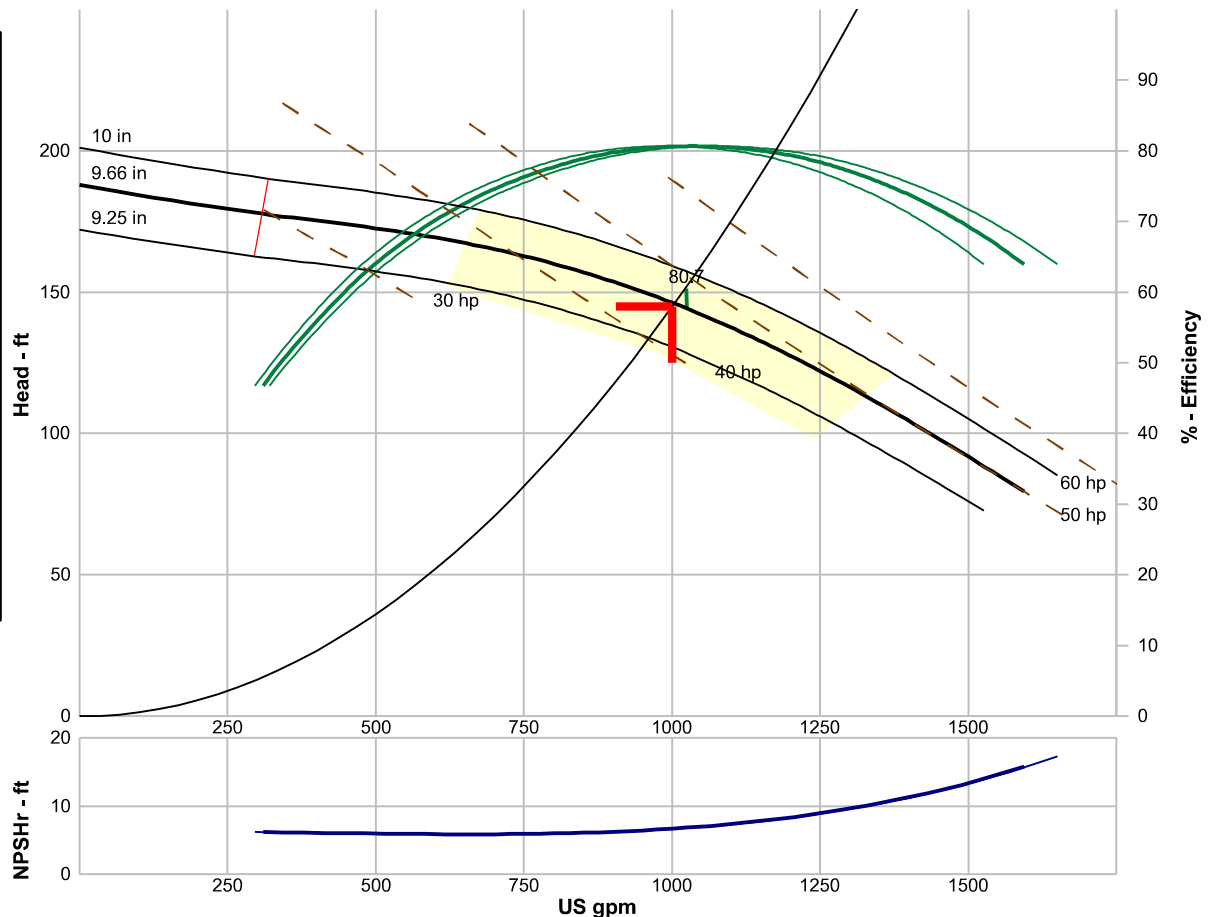
Motor:

Standard: NEMA
 Enclosure: WP-I
 Sizing Criteria: Max Power on Design Curve
 Size: 60 hp
 Speed: 1800 rpm
 Frame: 364

Pump Limits:

Temperature: 180 °F
 Pressure: 330 psi g
 Sphere Size: 0.47 in
 Power: 417 hp
 Eye Area: 28.8 in²

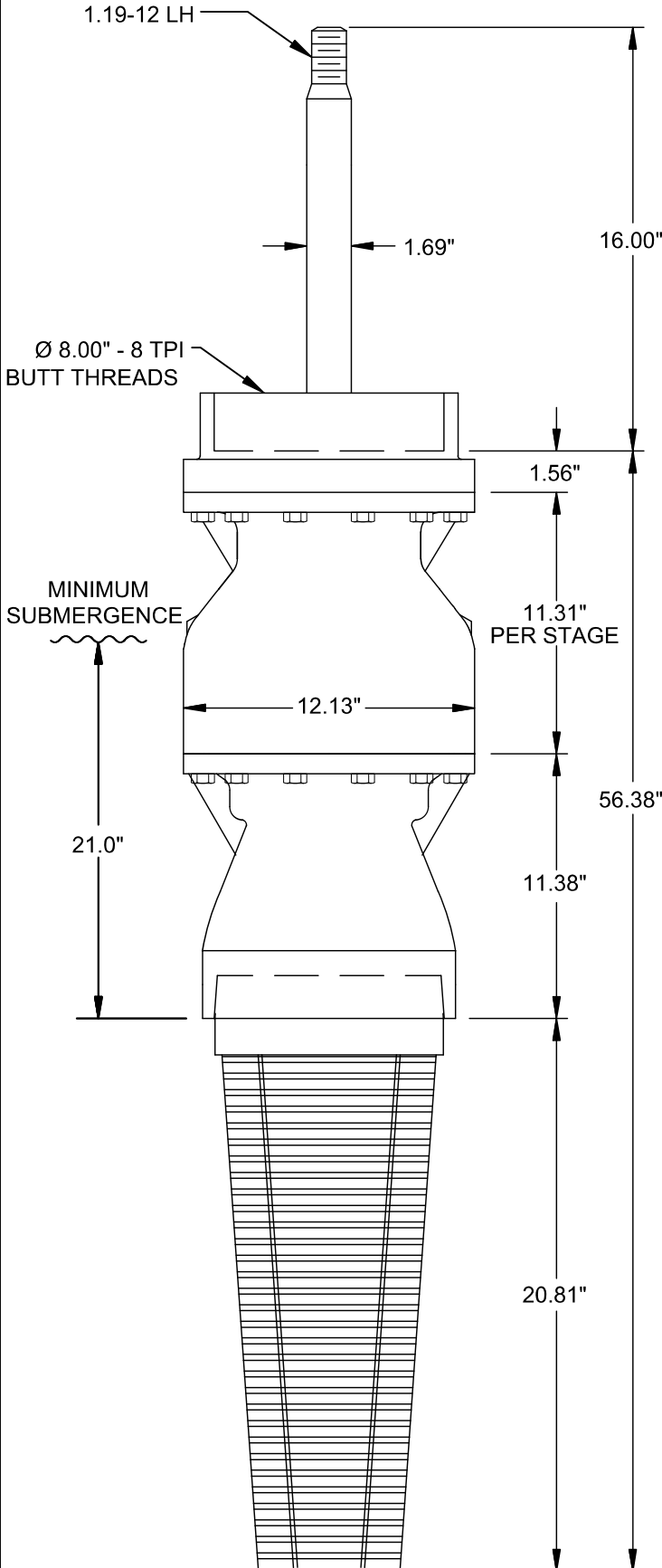
---- Duty Point ----	
Flow:	1000 US gpm
Head:	146 ft
Eff:	80.5%
Power:	45.7 hp
NPSHr:	6.74 ft
---- Design Curve ----	
Shutoff Head:	188 ft
Shutoff dP:	81.4 psi
Min Flow:	307 US gpm
BEP:	80.7% @ 1024 US gpm
NOL Power:	50.1 hp @ 1461 US gpm
-- Max Curve --	
Max Power:	55.5 hp @ 1513 US gpm



UNLESS OTHERWISE SPECIFIED: [1] LIMITS/PERF. BASED ON CI-EN BOWLS AND 316SS IMPELLERS WITH LOW NPSH 1ST STG. [2] PERF. MEETS HI 14.6-2011 GRADE 2B TOLERANCE AT THE RATED CONDITION WITHIN THE SELECTION WINDOW. [3] NPSHR AT 1ST STG IMPELLER CENTERLINE

Performance Evaluation:

Flow US gpm	Speed rpm	Head ft	Efficiency %	Power hp	NPSHr ft
1200	1770	127	79.3	48.6	8.4
1000	1770	146	80.5	45.7	6.74
800	1770	160	77.6	41.5	6.03
600	1770	169	69.7	36.6	5.94
400	1770	175	55.2	31.7	6.11



2		STAGE		BOWL		M12HC		BOWL ASSEMBLY	
1000 US GPM		FLOW		145 FT.		HEAD			
STRAINER		X		YES		NO		TYPE	
								CONE	

MATERIALS

BOWL CI EN	
IMPELLER 876 BZ (STD); (ISO G6.3)	
COLUMN ADAPTER CAST IRON	
SUCTION BELL/CASE CAST IRON	
BOWL SHAFT 416 SS	
COLLETS SS (316)	
SAND COLLAR C876 BRONZE	
SUCTION BEARING C89835 (STD BZ)	
INTERMEDIATE BEARING C89835 (STD BZ)	
TOP BEARING C89835 (STD BZ)	
BOLTING SS	
STRAINER 316SS	
BOWL O-RING NONE	
WEAR RING (B) N/A	
WEAR RING (I) N/A	
BOWL ID SURFACE FINISH VITREOUS ENAMEL	
BOWL OD SURFACE FINISH TNEMEC N 140 - OD	

PROJECT NAME:

Q-132366-1

FURNISHED BY:

BOWL WEIGHT: 405 LBS

DRAWING NOT TO SCALE.

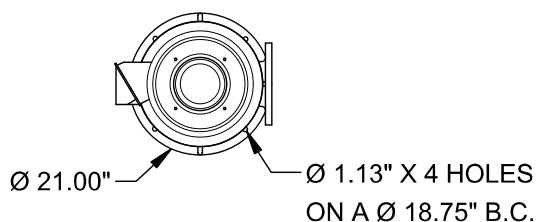
ALL DIMENSIONS IN INCHES.

SINGLE STAGE ASSEMBLY SHOWN.

NOT FOR CONSTRUCTION UNLESS CERTIFIED.

C-190718
BUILD - 2

MFG. BY NATIONAL PUMP COMPANY



MOTOR

MFGR US HP 60 ENCLOSURE WP1 RPM 1800
TYPE VHS PHASE 3 HERTZ 60 VOLTS 460 PWS
S.F. 1.15 EFF. INV BD 16.50 BX 1.19
KWY 0.25 CPLG NRR THRUST 5700 FRAME 364TP
MODEL NO. HO60V2SLG CD 31.16

DISCHARGE HEAD

MODEL HH30 W/16.5" BD
8" - ANSI CLASS 125-FF DISCHARGE FLANGE
X PACKING BOX SPLIT BRZ PACKING GLAND
N/A MECHANICAL SEAL N/A
N/A TENSION ASSEMBLY NO SOLE PLATE

COLUMN

8" X 0.322" WALL X THD N/A FLG'D
LINESHAFT X OPEN (N/A) ENCLOSED
SHAFT DIA 1.19" TPI 12 TPI TUBE DIA N/A

BOWL

2 STAGE M12HC BOWL ASSEMBLY
1000 US GPM FLOW 145 FT. HEAD
STRAINER X YES NO TYPE CONE

MATERIALS

BOWLS	<u>CI EN</u>	COLUMN	<u>A53, GR B</u>
IMPELLERS	<u>876 BZ (STD)</u>	COLUMN CPLG	<u>DI</u>
BWL SFT	<u>416 SS</u>	SHAFT TUBE	<u>N/A</u>
COLLETS	<u>316 SS</u>	BRG RET	<u>316 SS</u>
BOWL BRG	<u>BOWL DWG</u>	LINE SFT BRGS	<u>RUBBER</u>
BOLTING	<u>SS</u>	LINE SHAFT	<u>SS (416)</u>
TENSION BRG	<u>N/A</u>	SHAFT SLEEVES	<u>N/A</u>
MECH SEAL	<u>N/A</u>	SHAFT CPLG	<u>SS (304)</u>
SOLE PLATE	<u>N/A</u>	PACKING	<u>GRAPHITE</u>
BOWL WR	<u>N/A</u>	STRAINER	<u>316SS</u>
IMP WR	<u>N/A</u>	HEAD	<u>CI</u>
HEAD SHAFT	<u>416 SS</u>	HEAD SHAFT CPG	<u>SS (304)</u>
BOWL SURFACE FINISH	<u>TNEMEC N 140; OD</u>		
COLUMN SURFACE FINISH	<u>TNEMEC N 140; ID & OD</u>		
HEAD SURFACE FINISH	<u>TNEMEC N 140; ID & OD</u>		

PROJECT NAME

Q-132366-1

WEIGHT & THRUST ESTIMATES

BOWL 405 LBS COLUMN 3688 LBS HEAD 350 LBS
SHAFT 466 LBS TUBE 0 LBS DRIVER 700 LBS
HYD THRUST 1235 LBS DRIVER MAX THRUST 5700 LBS

SPECIAL NOTE: DO NOT ASSEMBLE AS A SCVT PUMP

ALL DIMENSIONS IN INCHES UNLESS OTHERWISE SHOWN.

FOUR STAGE ASSEMBLY SHOWN.

NOT FOR CONSTRUCTION UNLESS CERTIFIED.

C-190718

BUILD - 2

MFG. BY NATIONAL PUMP COMPANY



TERMS AND CONDITIONS OF SALE

The following general Terms and Conditions of Sale (the "Terms") are applicable to the provision of all goods supplied and/or services rendered ("Goods") by National Pump Company ("Seller") to any purchaser thereof ("Buyer").

1. **GENERAL.** These Terms, together with any quotation, proposal, acknowledgement or invoice from Seller, constitute the complete and exclusive statement of the terms of the agreement governing the sale of Goods by Seller to Buyer, unless otherwise agreed by Seller in writing. These Terms supersede all other communications, negotiations, and all prior oral or written statements, regarding the subject matter hereof.

If an order for Goods ("Order") is deemed to be an offer by Buyer, then Seller's acceptance of such offer is expressly conditioned on Buyer's assent to the Terms. Any additional, different or conflicting terms proposed by Buyer in any Order, acceptance, confirmation, specifications or otherwise are hereby rejected and objected to by Seller and will not be binding in any way on Seller. Seller reserves the right in its sole discretion to refuse Orders.

2. **WARRANTY; LIMITATION OF REMEDY.** Seller warrants that its manufactured Goods are free from defects in workmanship and meet Seller's specifications at the time of shipment (under the conditions of proper storage and installation, normal use, and regular service and maintenance) for a period of 12 months from the date of shipment of the goods by Seller or 18 months from the date of manufacture of the goods by Seller, whichever occurs sooner. All claims under this warranty with respect to any Goods must be made in writing and delivered to Seller within 30 days after the defect is discovered (or should have been discovered).

Seller's obligation under this warranty is expressly limited to replacing or repairing, free of charge, F.O.B. point of manufacture, any defective part of its manufactured Goods; however, Seller shall have no liability except where it is shown to the satisfaction of Seller that the defect resulted from breach of this warranty. All parts claimed defective must be delivered to Seller, freight or express prepaid, unless otherwise agreed by Seller in writing.

Seller's warranty does not cover those parts of its manufactured Goods that are not manufactured by Seller except to the extent that the seller of such parts extended its warranty to Seller as the purchaser of such parts.

SELLER MAKES NO OTHER REPRESENTATION OR WARRANTY OF ANY KIND, EXPRESS OR IMPLIED, IN FACT OR IN LAW, INCLUDING WITHOUT LIMITATION, ANY WARRANTY OF MERCHANTABILITY OR FITNESS FOR A PARTICULAR PURPOSE WHETHER OR NOT THE PURPOSE OR USE HAS BEEN DISCLOSED TO SELLER IN SPECIFICATIONS, DRAWINGS OR OTHERWISE, AND WHETHER OR NOT SELLER'S PRODUCTS ARE SPECIFICALLY DESIGNED

AND/OR MANUFACTURED BY SELLER FOR BUYER'S PURPOSE OR USE.

IT IS EXPRESSLY AGREED THAT THE ABOVE STATES BUYER'S EXCLUSIVE REMEDY for any breach of warranty and for any claim for personal injury, property damage or commercial loss, whether sounding in contract, tort, strict liability or negligence based on any defect in such Goods.

3. **LIMITATION OF LIABILITY.** IN NO EVENT SHALL SELLER BE LIABLE, WHETHER BY WAY OF INDEMNITY OR BREACH OF CONTRACT OR STATUTORY DUTY OR REASON OF TORT, FOR ANY LIQUIDATED, DIRECT, INDIRECT, SPECIAL, CONSEQUENTIAL, INCIDENTAL, PUNITIVE OR EXEMPLARY DAMAGES OR LOSS OF PROFIT, SAVINGS, REVENUE, INCOME, BUSINESS, PRODUCTION, OPPORTUNITY OR REPUTATION ARISING OUT OF OR RELATED TO THE ORDER OR THE GOODS WHETHER FORESEEABLE OR UNFORESEEABLE OR KNOWN OR UNKNOWN. The foregoing limitation of liability shall be effective without regard to Seller's acts or omissions or negligence or strict liability in performance or non-performance hereunder.

Except as otherwise provided by law, in no event shall Seller's liability under any Order or these Terms exceed the amount paid by Buyer under such related Order.

4. **DELIVERY; LIMITATION OF LIABILITY AND REMEDY.** Unless otherwise specified on any Order or as agreed by Seller in writing, all shipments are F.O.B. Seller's plant and all risk of loss with respect to any Goods shipped shall pass to Buyer when such Goods are delivered to the carrier at Seller's plant. Shipping dates are approximate and are based upon the prompt receipt of all necessary information. Seller shall not be liable for damages or delays in delivery or failure to manufacture or deliver due, directly or indirectly, to (a) causes beyond its reasonable control; (b) acts of God, acts of Buyer, acts of any civil or military authority, fires, labor disputes, earthquakes, floods or other weather conditions, accidents, epidemics, wars, riots or other civil disturbances, or delays in transportation; or (c) delays or defaults by Seller's suppliers or subcontractors or other inability to obtain necessary labor, fuel, materials, components or manufacturing facilities. In the event of any such delay, the date of delivery shall be extended for a period equal to the time lost by reason of the delay.

Delivery dates cannot be altered by Buyer without Seller's written consent. Any extension of the delivery date by Buyer will be subject to storage charges as determined by

Seller, interest charges as set forth below, and any applicable price increases.

Goods produced by Seller in compliance with the Order requirements which cannot be shipped solely due to missing information from Buyer, including but not limited to carrier arrangements, will be charged an additional 10% of the Order value within 5 business days after Seller notifies Buyer of same.

5. **PRICE AND PAYMENT.** The price of Goods sold shall be Seller's price in effect for such Goods on the date of shipment of such Goods. Unless otherwise agreed by Seller in writing, prices quoted do not include freight, insurance, installation costs, special packaging or any sales, use, excise, VAT or similar taxes. Taxes imposed by any federal, state, county, city or municipal law on the Goods will be added to the invoice unless a fully completed and executed tax exemption certificate is received by Seller with the Order. Unless otherwise agreed by Seller in writing, payment terms are net thirty (30) days from the date of Seller's invoice in U.S. dollars. BUYER SHALL PAY A LATE CHARGE OF ONE AND ONE-HALF PERCENT (1.5%) PER MONTH ON ALL AMOUNTS NOT PAID WHEN DUE. Buyer waives its right to set-off against claims it may have against Seller and acknowledges that it may not suspend its payment obligations to Seller.

Seller reserves the right to withhold shipment or to require other adequate assurances of performance of Buyer's payment obligations as Seller in its discretion may require, notwithstanding any Order confirmation issued by Seller. Buyer shall be liable for all expenses, including attorneys' fees, relating to the collection of past due amounts.

6. **SECURITY INTEREST.** Buyer hereby grants Seller a security interest in and a lien upon all Goods sold to Buyer by Seller and the proceeds therefor (including any insurance proceeds), which security interest shall continue until all such Goods are fully paid for in immediately available funds. Buyer, upon Seller's demand, will execute and deliver to Seller such instruments as Seller requests to protect and perfect such security interest. Buyer shall have no right to sell, encumber or dispose of the Goods until Seller receives full payment for such Goods.

7. **CANCELLATION; RETURN OF GOODS.** Buyer may not cancel any Order except upon reasonable advance written notice and upon payment to Seller of Seller's cancellation fee, which shall include all costs and expenses incurred by Seller prior to the receipt of the cancellation notice including, but not limited to, all commitments to its suppliers and subcontractors, all fully burdened labor and overhead expended by Seller, and a reasonable profit charge. Seller's determination of such cancellation fee shall be conclusive.

Return of Goods shall be in accordance with Seller's most current return authorization process and shall be subject to a minimum fifteen percent (15%) restocking fee.

8. **SUBSTITUTION.** Seller reserves the right to substitute materials and/or modify specifications of an Order to the extent required to comply with any governmental law or regulation.

9. **AMENDMENTS; CHANGES.** The Terms may be amended, modified or waived only as agreed by Seller and Buyer in writing. No changes to an Order may be made by Buyer unless approved by Seller in writing.

10. **FAIR LABOR STANDARDS.** Seller represents that any Goods to be delivered hereunder will be produced in compliance with the requirements of the Fair Labor Standards Act of 1938, as amended.

11. **EXPORT REGULATIONS.** The marketing, sale, use, export and release of the Goods are subject to applicable export laws and regulations of the United States and other countries. Buyer agrees to comply with all such applicable laws and regulations, including without limitation, U.S. Export Administration Regulations, regulations of the U.S. Office of Foreign Asset Control, the U.S. Foreign Corrupt Practices Act and comparable laws and regulations of other countries. Buyer shall be responsible for any breach of this Section.

12. **GOVERNING LAW.** These Terms and any Order hereunder shall be construed in accordance with the laws of the State of Ohio, without regard to conflicts of law principles. Any dispute arising hereunder shall be resolved in the federal or state courts of the State of Ohio, as applicable. The rights and obligations of Seller and Buyer shall not be governed by the U.N. Convention on Contracts for the International Sale of Goods.

13. **WAIVER OF JURY TRIAL. EACH OF SELLER AND BUYER IRREVOCABLY WAIVES ANY AND ALL RIGHT TO TRIAL BY JURY IN ANY LEGAL PROCEEDING ARISING OUT OF OR RELATED TO THESE TERMS OR ANY ORDER HEREUNDER.**

14. **MISCELLANEOUS.** The section titles in these Terms are for reference only and shall not limit or restrict the interpretation or construction of the Terms. Seller's failure to insist, in any one or more instances, upon Buyer's performance of any of the Terms, or to exercise any rights conferred by the Terms, shall not constitute a waiver of any such right to insist upon such performance or exercise such rights in the future. The partial or complete invalidity of any one or more provisions of these Terms shall not affect the validity or continuing force and effect of any other provision.



195 E. Third Street
Zolfo Springs, FL 33890

QUOTATION

Quote Prepared by: **Ralton Albritton**

ralton.albritton@natlpump.com

www.nationalpumpcompany.com

1-863-735-8222

NATIONAL PUMP COMPANY CONTACTS

FLORIDA

Mailing Address

PO Box 779

Zolfo Springs, FL 33890-0779

Shipping Address

195 East Third St.

Zolfo Springs, FL 33890

Toll free: (800) 994-3045

Phone: (863) 735-8222

Fax: (863) 735-8202

APPLICATIONS / CUSTOMER SERVICE

Applications / Customer Service
Applications / Customer Service
Application Engineer

Ralton Albritton
Jorge Serrano
Anthony Renteria

RaltonA@natlpump.com
JorgeS@natlpump.com
Anthony.Renteria@natlpump.com

SALES

National Sales Manager
International Sales Manager

Alan Hummer
Richard Bowie

Alan.Hummer@natlpump.com
RichardB@natlpump.com

OPERATIONS

Branch Manager

Cliff Mishoe

CliffM@natlpump.com



4651 Salisbury Road, Suite 420
Jacksonville, FL 32256

September 16, 2024

Dean Llewellyn
JEA
225 N. Pearl Street
Jacksonville, FL 32202

Subject: JEA Ridenour Well No. 8 – Guaranteed Maximum Price No.2 (GMP#2)

Dear Mr. Llewellyn:

CDM Smith wants to thank you for the opportunity to submit to JEA, the Guaranteed Maximum Price No. 2 (GMP#2) package on the well head and pipeline for the Ridenour Well No. 8 project. The package includes the following items:

1. Assumptions for GMP No.2
2. Estimate
3. Bid Analysis Sheets
4. General Conditions
5. Risk Register
6. P6 Project Schedule

The Guaranteed Maximum Price (GMP), which is shown in detail later in the package, came out to be \$2,436,531.00

If you should have any questions or concerns regarding this proposal, please let CDM Smith know as soon as possible.

Best Regards,

Yanni Polematidis, PE, BCEE, PMP
Associate, Project Manager
CDM Smith, Inc.

Tommy Floyd, Assoc. DBIA
Senior Vice President, Area Manager
CDM Constructors Inc.

cc: Leslie Samel, Daniel Leonard





JEA RIDENOUR WTP WELL NO. 8

Assumptions for GMP No. 2

DESIGN-BUILDER has made the following assumptions, clarifications, and exclusions to determine the Scope of Work and develop cost estimates based on the 90% Design Submittal dated August 2024.

- 1) Site location was selected and determined by Owner, Design-Builder is not held responsible should the well site not provide Owner's anticipated water quality and yield.
- 2) Groundwater sampling will be performed for the parameters specified in the applicable regulations during step drawdown testing, including water quality parameters listed in OWNER's CUP. OWNER will be responsible for the laboratory analysis of Drinking Water Standards and additional parameters during step drawdown testing. OWNER shall be responsible for the analysis of the groundwater sampling during well drilling. The on-site resident hydrogeologist will be responsible for collecting the samples and delivering the collected samples to OWNER.
- 3) Due to hydrogeologic or environmental conditions beyond the Design-Builders control, Design-Builder does not guarantee the well's water quality and/or yield.
- 4) Pump equipment will be released with agreement from Owner from Allowance in GMP No. 1.
- 5) Contingency amount based on attached risk register. The Risk Register is included in this GMP submission and includes many of the known risks identified at this stage of the project. However, the Risk Register is not a line-item contingency and instead is meant to roughly quantify the expected risks on the overall project.
- 6) DESIGN-BUILDER will perform all General Conditions for the lump sum amount of \$686,950.00 which is included as part of this GMP. Note that General Conditions are carried through 11/12/2025. If JEA elects to award DESIGN-BUILDER with a second or multiple Task Orders during this time frame, no additional General Conditions will be included for project staff through 11/12/25.
- 7) JEA will be responsible for any tree mitigation fees if required.
- 8) Substantial Completion shall be defined as the date when the Owner is able to occupy or use the new Well to deliver raw water to the Ridenour Water Treatment Plant. Ancillary items such as landscaping, sidewalks, or punch list which do not impact the purpose of the facility shall not be required as a predecessor of Substantial Completion.
- 9) Electrical Transformer and transformer pad are to be furnished and installed by JEA. JEA is responsible for bringing electrical service to the new transformer.
- 10) No costs have been included for unknown or unmarked utilities at well site.

JEA Ridenour Well No. 8

Estimate



JEA, FL
JEA Ridenour Well No. 8 - GMP #2
Opinion of Probable Construction Cost, Sept 2024, 90% Design

Estimator	Karthick Veeraragavan
Labor rate table	FL24 Jacksonville
Equipment rate table	2024 \$4EquipRate BOF
ENR CCI	SEP 2024: 13,546.80
AACEi Class	4
Estimate Type	Design Build
Design Level	90%
Notes	<p>This is an Opinion of Probable Construction Cost only, as defined by the documents provided at the level of design indicated above. CDM Smith has no control over the cost of labor, materials, equipment, or services furnished, over schedules, over contractor's methods of determining prices, competitive bidding (at least 3 each - both prime bidders and major subcontractors), market conditions or negotiating terms. CDM Smith does not guarantee that this opinion will not vary from actual cost, or contractor's bids.</p> <p>There are not any costs provided for: Change Orders, Design Engineering, Construction Oversight, Client Costs, Finance or Funding Costs, Legal Fees, Land Acquisition or temporary/permanent Easements, Operations, or any other costs associated with this project that are not specifically part of the bidding contractor's proposed scope. This OPCC shall remain valid for 30 days. Beyond this date, CDM Constructors should be notified of design changes. The estimate will also be reviewed to reflect current market conditions.</p> <p>Assumptions:</p> <p>No rock excavation is required.</p> <p>Only nominal dewatering is needed.</p> <p>No consideration for contaminated soils or hazardous materials is included (i.e. asbestos, lead, etc).</p> <p>Based on a normal 40 hour work week with no overtime.</p>
Report format	<p>Sorted by 'Package/Area/16CSI Sctn/Element'</p> <p>'Package' summary</p> <p>Allocate addons</p>
Alternates	SC



Spreadsheet Level	Takeoff Quantity	Labor Amount	Material Amount	Equip Amount	Sub Amount	Other Amount	Total Cost/Unit	Total Amount
10 Pipeline and Well Head Piping					718,207			718,207
11 Concrete					59,068			59,068
12 Sitework					250,125			250,125
15 Fencing					18,000			18,000
20 Install Well Pump					20,000			20,000
30 Electrical					165,800			165,800
40 Instrumentation & Controls					155,308			155,308



Estimate Totals					
	Description	Amount	Totals	Hours	Rate
Labor					
Material					
Equipment					
Subcontract		1,386,508			
Other					
		<u>1,386,508</u>	1,386,508		
Indirect Costs					
Subcontractor/Supplier Bond		41,595			3.000 %
Bonds & Insurances		<u>73,096</u>			3.000 %
	Subtotal	114,691	1,501,199		
Construction Contingency		<u>75,000</u>			
	Subtotal	75,000	1,576,199		
DB Fee		<u>173,382</u>			11.000 %
	Subtotal	173,382	1,749,581		
General Conditions					
GC General Conditions		<u>686,950</u>			
	Subtotal	686,950	2,436,531		
	Total		2,436,531		

"This Opinion of Probable Construction Cost is produced in accordance with CDM Smith's Firmwide Quality policies and best practices as described in CDM Smith's Estimating Manual Dated 01/03/12 Section 10 titled Quality Control. I hereby acknowledge that the Cost Estimating policies and procedures were followed in preparation of the Opinion of Probable Cost".

Estimator Initials - KV 9/10/2024

Estimate Reviewer - EA 9/10/2024

JEA Ridenour Well No. 8

Pipeline, Site Work, & Concrete Proposals



Bid Analysis Template (Blue Sheet)

CDM Constructors Inc.

Effective: 12/01/2011 / Revision: 02

Package/Section: Pipeline, Sitework, Cast-in-Place Concrete

Project: JEA Ridenour Well #8 PDB Project

Project No: 294791

Company	Sawcross, Inc.	Petticoat Schmitt	Ferreira Construction	T.G. Utility Company
---------	----------------	-------------------	-----------------------	----------------------

Contact:	Kevin DiQuistio	Charles Tofferi	Almern Vos	Ryan Preeschl
----------	-----------------	-----------------	------------	---------------

Phone:	904-318-0018	904-647-9774	904-237-3011	904-545-3811
--------	--------------	--------------	--------------	--------------

Email:	kevin@sawcross.com	clofferi@petticoatschmitt.com	avos@ferreiraconstruction.com	preeschl@tutility.com
--------	--	--	--	--

BRANDS SPECIFIED/SCOPE: N/A

Link to Proposal in ACC:

<https://acc.autodesk.com/docs/files/projects/e62b39a9-77a2-4c45-9c10-602e2773ae7e2folded.htm?url%3Dhttps%3A%2F%2Facc.autodesk.com%2Fdocs%2Ffiles%2Fprojects%2Fe62b39a9-77a2-4c45-9c10-602e2773ae7e2folded.htm>

Declined to Bid

<https://acc.autodesk.com/docs/files/projects/e62b39a9-77a2-4c45-9c10-602e2773ae7e2folded.htm?url%3Dhttps%3A%2F%2Facc.autodesk.com%2Fdocs%2Ffiles%2Fprojects%2Fe62b39a9-77a2-4c45-9c10-602e2773ae7e2folded.htm>
<https://acc.autodesk.com/docs/files/projects/e62b39a9-77a2-4c45-9c10-602e2773ae7e2folded.htm?url%3Dhttps%3A%2F%2Facc.autodesk.com%2Fdocs%2Ffiles%2Fprojects%2Fe62b39a9-77a2-4c45-9c10-602e2773ae7e2folded.htm>

Quote Valid Through:

T&C Acceptance

BASE BID:

Raw Water Pipeline & Valves	\$	950,000.00	\$	808,270.00	\$	504,023.70
Maintenance of Traffic (MOT)	\$	90,000.00	\$	10,000.00		Included
Erosion Control (Pipeline Only) & Construction Entrance	\$	26,000.00	\$	15,000.00	\$	75,978.60
Sidewalk and Pavement Restorations (Including Demo)	\$	70,000.00	\$	79,392.00	\$	102,052.80
Well Head Above-Grade Piping & Valves	\$	460,000.00	\$	104,640.00	\$	36,151.90
Sitework, Grading, & Crushed Concrete Paving	\$	360,000.00	\$	141,895.00		Excluded
Cast-in-Place Concrete	\$	160,000.00	\$	177,703.00		Excluded
Well Pump Installation	\$	25,000.00	\$	18,438.00		Excluded
Electrical	\$	185,000.00				Excluded
Instrumentation & Controls	\$	140,000.00				Excluded

BOND Rate

BOND Cost

SALES TAX

FREIGHT

TOTAL	\$	2,466,000.00	\$	-	\$	1,355,338.00	\$	718,207.00
-------	----	--------------	----	---	----	--------------	----	------------

ALTERNATES

Form: EST-0008

Sawcross

Exhibit A

Attachment 2 – Subcontract Price

SUBCONTRACTOR shall perform the Subcontract Work pursuant to the Subcontract Documents for the lump sum price (“Subcontract Price”) as stated below.

ITEM NO.	DESCRIPTION	QTY	UNITS	TOTAL COST
01	Raw Water Pipeline & Valves	1	LS	\$950,000.00
02	Maintenance of Traffic (MOT)	1	LS	\$90,000.00
03	Erosion Control (Pipeline Only) & Construction Entrance	1	LS	\$26,000.00
04	Sidewalk and Pavement Restorations (Including Demo)	1	LS	\$70,000.00
05	Well Head Above-Grade Piping & Valves	1	LS	\$460,000.00
06	Sitework, Grading, & Crushed Concrete Paving	1	LS	\$360,000.00
07	Cast-in-Place Concrete	1	LS	\$160,000.00
08	Well Pump Installation	1	LS	\$25,000.00
09	Electrical	1	LS	\$185,000.00
10	Instrumentation & Controls	1	LS	\$140,000.00
	GRAND TOTAL			\$2,466,000.00

Quantities provided herein are for bid evaluation purposes only. The Subcontractor will be responsible to complete the scope or Work for the Subcontract Price regardless of quantities stated herein

SUBCONTRACTOR to provide updated Schedule of Values based on final quantities and pricing established during true-up of the Issued for Construction (IFC) documents.

Ferreira Construction

Exhibit A

Attachment 2 – Subcontract Price

SUBCONTRACTOR shall perform the Subcontract Work pursuant to the Subcontract Documents for the lump sum price (“Subcontract Price”) as stated below.

ITEM NO.	DESCRIPTION	QTY	UNITS	TOTAL COST
01	Raw Water Pipeline & Valves	1	LS	808,270.00
02	Maintenance of Traffic (MOT)	1	LS	10,000.00
03	Erosion Control (Pipeline Only) & Construction Entrance	1	LS	15,000.00
04	Sidewalk and Pavement Restorations (Including Demo)	1	LS	79,392.00
05	Well Head Above-Grade Piping & Valves	1	LS	104,640.00
06	Sitework, Grading, & Crushed Concrete Paving	1	LS	141,895.00
07	Cast-in-Place Concrete	1	LS	177,703.00
08	Well Pump Installation	1	LS	18,438.00
	GRAND TOTAL	1	LS	1,355,338.00

Quantities provided herein are for bid evaluation purposes only. The Subcontractor will be responsible to complete the scope or Work for the Subcontract Price regardless of quantities stated herein

SUBCONTRACTOR to provide updated Schedule of Values based on final quantities and pricing established during true-up of the Issued for Construction (IFC) documents.



T.G. Utility Company, Inc.
526 Stockton Street • Jacksonville, FL 32204
Office (904) 394-7203

General Contractor Fire Protection
CGC1515282 • 197405-0001-2010

August 23, 2024

Daniel Leonard
CDM Smith
4651 Salisbury Rd, Suite 420
Jacksonville, FL 32256

Subject: **JE A Ridenour Well No. 8**
 U/G & Above Ground Raw Water Utility Installation


Mr. Leonard

We are pleased to offer you this lump sum price of **\$718,207.00** to provide labor, equipment, and material to construct the new underground and well site Raw Water piping as shown within the plan sheet designed by CDM Smith dated August 2024, and with the clarifications listed below.

1. Our price includes dewatering, shoring, COJ right-of-way permit, maintenance of traffic, erosion control measures, sidewalk & driveway replacement, grassing of disturbed areas, landscape, and black fence restoration at the Sorrel Apartments.
2. The scope listed above is for the raw water installation.
3. All saddles designed for above-ground piping are included in the price.
4. Our price does not include any unknown or unforeseen site conditions.
5. Our price does not include furnishing or installing the conductivity analyzer, pressure gauge with a transmitter, air/vacuum valve assembly, concrete pipe supports, and tie-down pipe straps.
6. Our price does not include erosion control measures, drainage, landscaping, crushed concrete pavement, any electrical, fencing, clearing, or rough grading of Well No. 8 site facility.
7. Bond rate is 1.00.

Should you have any questions regarding this quotation, please feel free to call us at 904-394-7203.

Sincerely yours,
T.G. Utility Company, Inc.


Alvaro A Rios
Vice President

JEA RIDENOUR WELL NO.8

Description	Quantity	Units	Price	Total
U/G RAW WATER MAIN				
General Conditions/Mobilization	1	LS	\$ 56,851.20	\$ 56,851.20
8" MJ 45°	1	EA	\$ 860.80	\$ 860.80
8" MJ Gate Valve	1	EA	\$ 3,055.90	\$ 3,055.90
8" x 12" MJ RED	1	EA	\$ 1,147.40	\$ 1,147.40
8" DI Pipe	20	LF	\$ 109.30	\$ 2,186.00
12" MJ 90°	3	EA	\$ 1,647.90	\$ 4,943.70
Manual ARV Assembly	3	EA	\$ 3,171.70	\$ 9,515.10
12" MJ Gate Valve	2	EA	\$ 5,321.40	\$ 10,642.80
12" MJ 22.50°	4	EA	\$ 1,448.70	\$ 5,794.80
12" x 16" MJ RED	1	EA	\$ 1,901.30	\$ 1,901.30
12" Bell Restraints	26	EA	\$ 322.20	\$ 8,377.20
12" PVC Pipe	1,960	LF	\$ 169.50	\$ 332,220.00
16" MJ 90°	1	EA	\$ 2,777.00	\$ 2,777.00
16" MJ 22.50°	2	EA	\$ 2,428.90	\$ 4,857.80
16" x 24" MJ RED	1	EA	\$ 3,704.30	\$ 3,704.30
16" Bell Restraints	6	EA	\$ 746.60	\$ 4,479.60
16" DI Pipe	160	LF	\$ 214.60	\$ 34,336.00
24" MJ Sleeve (10' Deep Connection)	1	EA	\$ 9,700.80	\$ 9,700.80
24" DI Pipe	20	LF	\$ 333.60	\$ 6,672.00
	U/G Raw Water Main Subtotal			\$ 504,023.70
KERNAN BLVD RIGHT OF WAY RESTORATION				
Grassing of COJ ROW	3334	SY	\$ 10.40	\$ 34,673.60
Concrete Removal	1101	SY	\$ 5.20	\$ 5,725.20
Sidewalk Replacement	847	SY	\$ 65.40	\$ 55,393.80
Concrete Driveway Replacement	254	SY	\$ 82.90	\$ 21,056.60
Asphalt Parking Restoration	116	SY	\$ 91.10	\$ 10,567.60
Curb Replacement	216	LF	\$ 43.10	\$ 9,309.60
Tree & Root Protection	1	LS	\$ 16,475.00	\$ 16,475.00
Landscape and Black Fence Removal & Replacement @ the Sorrel Apartments	1	LS	\$ 21,680.00	\$ 21,680.00
Silt Fence	1500	LF	\$ 2.10	\$ 3,150.00
	ROW Construction Subtotal			\$ 178,031.40

ABOVE GROUND PIPING at WELL SITE				
8" FLG 45°	1	EA	\$ 1,721.60	\$ 1,721.60
8" Butterfly Valve	2	EA	\$ 2,743.70	\$ 5,487.40
8" FLG TEE	1	EA	\$ 2,015.50	\$ 2,015.50
8" MAG Meter	1	EA	\$ 1,125.00	\$ 1,125.00
8" ROMAC Coupling/Dismantling Joint	1	EA	\$ 1,771.00	\$ 1,771.00
8" x 1" SS Saddle (for the Conductivity Analyzer)	1	EA	\$ 868.20	\$ 868.20
8" Check Valve	1	EA	\$ 4,876.50	\$ 4,876.50
8" x 1" SS Saddle (for the Pressure Gauge & Transmitter	1	EA	\$ 746.40	\$ 746.40
8" x 2" Saddle (for the Air/Vacuum Valve Assembly)	1	EA	\$ 1,874.30	\$ 1,874.30
8" x 1" Sample Tap	1	EA	\$ 699.70	\$ 699.70
8" x 1" Saddle (for the Air/Vacuum Valve, SS Bushing Valve, Ball Valve & SS Discharge Assembly)	1	EA	\$ 715.70	\$ 715.70
8" DI FLGxFLG Pipe w/ Neoprene Pads	27	LF	\$ 527.80	\$ 14,250.60
Above Ground RWM Subtotal				\$ 36,151.90

Total Bid Price for the Project **\$ 718,207.00**

JEA Ridenour Well No. 8

Instrumentation & Controls Proposals



Bid Analysis Template (Blue Sheet)

CDM Constructors Inc.

Effective: 12/01/2011 / Revision: 02

Package/Section: I&C Control Panels

Project: JEA Ridenour Well #8 PDB Project

Project No: 294791

Company	ITG	ECS	Sun State System Controls	
Contact:	Aldo Ferrante	Bryan McKnight	Tony Rhodes	
Phone:	904-425-4760	904-654-1441	904-269-2544	
Email:	sales@itqtec.com	Bryan@ecs31.com	trhodes@sunstatesystems.com	
BRANDS SPECIFIED/SCOPE: N/A				
Link to Proposal in ACC:	https://acc.autodesk.com/docs/files/projects/e62b39a9-77a2-4c45-9c10-f92e2773ce7c?folderUm=urn%3Aadsk.wipprod%3Afs.folder%3Aco.CEV1fz8-	https://acc.autodesk.com/docs/files/projects/e62b39a9-77a2-4c45-9c10-f92e2773ce7c?folderUm=urn%3Aadsk.wipprod%3Afs.folder%3Aco.CEV1fz8-	Declined to Bid	
Quote Valid Through:				
T&C Acceptance				
BASE BID:				
Control Panels and Instrumentation	\$ 146,781.00			
Pump Control Panel LCP-0801	Included	\$ 45,116.00		
SCADA Control Panel MCP-0801	Included	\$ 8,758.00		
MTS-0801 Main Transfer Switch Panel	Included			
TP-0801 Transmitter Panel	Included			
Flowmeter FIT-0808	Included	\$ 38,143.00		
Submersible LIT-0802	Included			
Conductivity Analyzer AIT-0802	Included			
Pressure Transmitter PIT-0805	Included			
Position Limit Switches ZS-0806	Included			
Pressure Gauge PI-0805	Included			
SCADA RTU Antenna	Included			
BOND Rate				
BOND Cost				
SALES TAX	\$ 8,527.00			
FREIGHT				
TOTAL	\$ 155,308.00	\$ 92,017.00	\$ -	\$ -
ALTERNATES				
Form: EST-0008				

CONFIDENTIAL DOCUMENT

B24_JEA_Ridenour_Well_No_8

JEA (Main Office)

4600 Park Road, Suite 240,

Charlotte, NC, 28209

PROPOSAL NUMBER:

QUO-01569-Q1L2C9

PRESENTED BY
ITG Technologies
Jacksonville, FL

PROPRIETARY NOTICE

The information contained on all pages of this proposal consists of technical, commercial, and/or financial information that is confidential and proprietary to ITG Technologies (referenced as ITG.) This information is furnished in confidence to JEA (Main Office) with the understanding that it may not be reproduced or used by JEA (Main Office), in whole or in part, for any purpose other than evaluation of this proposal. The recipient agrees to return the proposal to ITG Technologies upon request.

Proposal ID: QUO-01569-Q1L2C9
Attn: Daniel Leonard
Subject: B24_JEA_Ridenour_Well_No_8

ITG is pleased to have the opportunity to bring our talent and experience to **JEA (Main Office)**. ITG is proposing the following solution for the **B24_JEA_Ridenour_Well_No_8** as detailed in the following sections.

Executive Summary

The Jacksonville Electrical Authority (JEA) is seeking a Process and Control System Supplier (PCSS) to furnish labor, materials and equipment for the Ridenour WTP Well No. 8 Project.

Scope of Work

ITG will furnish all labor, materials, equipment, and services for Ridenour WTP Well No. 8 Project Instrumentation and Control (I&C) scope of work.

This bid is based on the following documentation:

- Technical Specifications for Ridenour WTP Well No 8 (90% Submittal) dated Aug 2024.
- Construction Drawings for Ridenour WTP Well No 8 (90% Submittal) dated Aug 2024.
- JEA Water & Wastewater Standards Manual Volume V: Water Treatment Plant Specifications dated 2024
- JEA Water & Wastewater Approved Materials Manual Volume III dated Jan 2024.
- Exhibit A – Scope of Subcontract Work, Subcontract Price, and Schedule for Completion.

Proposed Services

- Discovery
- Engineering and Design with Submittal Packages
- Manufacturing with UL certification
- Factory Acceptance Testing
- Start-up and Site Acceptance Testing
- Functional Testing
- User Training
- O&M Manuals

Proposed Materials:

QTY	DEVICE	DESCRIPTION
Control Panels (Merril Rd)		
1	LCP-0801	Pump Control Panel
1	MCP-0801	SCADA Control Panel
1	MTS-0801	Main Transfer Switch Panel
Instrumentation (Merril Rd)		
1	TP-0801	Transmitter Panel
1	FIT-0808	Electromagnetic Flowmeter 8" Profinet
1	LIT-0802	Submersible Transmitter
1	AIT-0802	Water Analyzer Conductivity
1	PIT-0805	Pressure Transmitter
1	ZS-0806	Position Limit Switches
1	PI-0805	Pressure Gauge
Network (Merril Rd)		
1		SCADA RTU Antenna

CLARIFICATION AND EXCEPTIONS

- All field installation of panels & devices provided by others.
- Power panels and Transformers are to be provided by others.
- Electrical conduit, j-boxes, wiring and installation, unless specified above, are to be provided by others.
- Mechanical piping, gauges, gaskets, other components, and installation, unless specified above, are to be provided by others.
- Panelboards, MCC, MCC subcomponents and Site Lighting are provided and installed by others.
- Stands, stanchions, supports and other structural components are to be provided by others.
- Secure onsite storage facility to be provided to **ITG** for staging and coordination during project.
- No bond is included with this bid proposal.
- Any time spent on the project for services performed, that are not specified above, will be billed on a time and materials basis per **ITG's** standard rate sheet that is in effect at the time of work execution.
- **ITG** agrees to honor the below price for 30 calendar days unless other arrangements are agreed upon.
- **ITG** assumes no liability for any installations performed by entities other than **ITG** staff.
- If at any time during the service delivery phase of the above proposal **ITG** employees will require specialized safety training, agrees to assist in the coordination of the required training.

- **ITG** reserves the right to charge **JEA (Main Office)** our On-Site Standby rate for any external delays that prevents **ITG** from completing their assigned tasks, outlined in the above sections of this proposal.
- **ITG** is only responsible for providing equipment/parts & services listed in this proposal.
- Any additional scope of work not defined herein, **ITG** reserves the right to bill **JEA (Main Office)**, based on our standard services rate and additional equipment cost.
- Delays in Approval and Testing
 - Customer Responsibilities: The customer is required to provide timely approvals for submittals, factory acceptance testing (FAT), and site acceptance testing (SAT) as per the project timeline agreed upon at the commencement of the contract. These approvals must be completed within 10 business days from the date of request by **ITG**.
 - Consequences of Delay: If the customer fails to provide the necessary approvals within the stipulated 10 business day period, **ITG** reserves the right to:
 - Invoice: Issue an invoice for completed work to date, irrespective of the pending approval status and must be paid within the 10 days of invoice issuance.
 - Storage Fees: Impose a hardware storage fee if applicable, due to the delay caused by late approvals.
 - Re-engagement Fees: Charge additional fees for re-engaging engineering resources, which may be required to resume work on the project after a delay.

PROPOSAL PRICE

Sub Total: _____ \$146,781.00
Material Sales Tax: _____ \$8,527.00

Total: _____ **\$155,308.00**

Submit purchase order to sales@itgtec.com.

Note: proposal does include *Local and state sales taxes*.

Material price changes will be subject to additional material charges.

Any work or changes not listed herein is excluded from this proposal.

If you have any questions or would like to discuss additional engineering services please feel free to contact me at (904) 425-4760.

Thank you,

A handwritten signature in black ink, reading "Aldo Ferrante". The signature is written in a cursive, flowing style with a large initial 'A'.

Aldo Ferrante

Estimator

TERMS & CONDITIONS

GENERAL: These general terms and conditions of sale, along with any directly associated written SELLER specification or quotation, exclusively governs the sale or licensing by SELLER of all goods and services (including without limitation, hardware, firmware and software products, training, programming, maintenance, engineering, parts and repair services -- collectively, the products) furnished hereunder. No addition or modification to these terms and conditions will be binding to the SELLER unless agreed to in writing signed by an authorized representative at SELLER's headquarters. SELLER objects to other terms and conditions that may be proposed by the BUYER not otherwise consistent with these or other terms and conditions set forth in SELLER's written specification, quotation or order acknowledgment. Unless otherwise declared and detailed in proposal, all labor provided in proposal is based on standard working hours defined as 8:00 am to 5:00 pm Eastern Standard Time, Monday through Friday. Hours required by BUYER; outside standard working hours can be subject to premium rates. (Premium rates will range from \$200.00 per hour to \$300.00 per hour depending on skills and extent of premium time required). Weekends anytime, weekdays after 5:00 pm and before 8:00 am, as well as holiday work are considered, for the purposes of this proposal, as premium time rates.

PAYMENT TERMS: Payment due NET 10 upon receipt of or as noted on invoice, with ongoing approved credit, as determined by SELLER. SELLER will invoice on a weekly basis for hourly services. SELLER reserves the right to suspend any further performance, under this agreement or otherwise, in the event payment is not made when due. No payment by offset is permitted unless approved by SELLER. Past due payments is subject to late charges of 1.5% per month of total invoice amount due.

50% Issuance or Award of Purchase Order/Project
20% Hardware/Software Design Approval
20% BUYER Factory Acceptance Testing/Signoff at SELLER site
10% BUYER Site Acceptance Testing/Signoff

CANCELLATION: BUYER that received products & services will be deemed satisfactory and accept any products in the condition delivered, unless any damage to products in shipment or variance from order instructions is reported to SELLER, in writing, within five (5) days of BUYER's receipt of the Products. Returns, change orders and cancellations will be accepted only upon written approval by SELLER, and all returns will be at BUYER's sole expense, freight prepaid. SELLER will not accept returns after 20 days following delivery to BUYER. Products returned to SELLER shall be subject to restocking fees by manufacturer and a 10% handling charge of price of ordered product(s). Custom items are not returnable or exchangeable, and if cancelled, are subject to cancellation fees up to 100% of the Purchase Price, including any shipping charges incurred.

WARRANTY:

A. SOFTWARE: The Standard Warranty does not cover Third Party software. BUYER shall rely exclusively on the warranties provided by such Third Parties.

B. SERVICE: SELLER warrants that products comprised of services, including engineering and custom application programming services, whether provided on a fixed cost or time and material basis, will be performed in accordance with generally accepted industry practices to the extent such services are subject to written acceptance criteria agreed to in advance by SELLER. Warranty on services (workmanship) provided is 30 days from delivery. All other warranties relative to provided services are disclaimed.

C. BUYER SPECIFICATIONS: SELLER does not warrant and will not be liable for any design, materials or construction criteria furnished or specified by BUYER and incorporated into the products or for products made by or sourced from other manufacturers or vendors specified by BUYER. Any warranty applicable to such BUYER-specified products will be limited solely to the warranty, if any, extended by the original manufacturer or vendor other than SELLER to the extent permissible there under.

D. REMEDIES: Satisfaction of the above warranties will be limited, at SELLER's option, to the replacement, repair, re-performance or modification of, or issuance of a credit for the purchase price of the products involved, and where applicable, only after the return of such products with SELLER's consent. Replacement products may be new or reconditioned. Any warranty service (consisting of time, travel and expenses related to such services) performed other than at SELLER's location, will be at BUYER's expense.

E. GENERAL: Warranty satisfaction is available only if (a) SELLER is promptly notified in writing and (b) SELLER's examination discloses, to its satisfaction, that any alleged defect has not been caused by misuse, neglect, improper installation, operation, maintenance, repair, alteration or modification, accident or to unusual deterioration or degradation of the products or parts thereof due to physical, electrical or electromagnetic noise environments.

F. HARDWARE: SELLER provides warranty on SELLER supplied hardware only. SELLER does not provide any warranty, implied or actual, of any existing hardware or hardware not supplied by SELLER. If during the evolution of project existing hardware is damaged or malfunctions, SELLER does not assume responsibilities for said hardware unless previously agreed to in writing prior to award or project. Any delays or additional resources required to integrate hardware not supplied by SELLER will result in additional charges at our standard rate of \$200.00 per hour for all hours expended troubleshooting or correcting hardware deficiencies.

The above warranties set forth in this section are limited warranties and are the only warranty made by SELLER under this agreement. Except for the warranty made by SELLER in this section, SELLER hereby disclaims, and BUYER hereby waives, all other warranties expressed or implied, including, without limitation, all implied warranties of merchantability and fitness for a particular purpose. SELLER shall not guarantee any hardware, software or systems over and above warranties provided by the manufacturer to BUYER. Billing and payment will be based on the agreed terms and will not be withheld due to failure of any hardware, software or systems.

LIABILITY: SELLER's liability, for the purpose of this proposal and for all project work related to this proposal, shall be limited to the total amount provided under this proposal and shall not exceed by any means the amount provided under this proposal. The terms and conditions of the order shall be constructed and interpreted under the laws of the State of Florida. This proposal is subject to errors and omissions and is subject to change upon final review and analysis of all requirements to complete the scope of work.

FORCE MAJEURE: SELLER shall not be liable for any damages or penalty for any delay in performance of, or failure to perform, any obligation hereunder or for failure to give the party prior notice thereof, if such delay or failure is due to the elements, acts of God, failure or defects in telecommunications services, transportation delays, delays in delivery by vendors, or other causes beyond that party's reasonable control.

LICENSING: SELLER grants to BUYER a non-exclusive, royalty-free, perpetual license to use any software provided by SELLER hereunder including the right to maintain such software. SELLER grants to BUYER an exclusive, royalty-free, perpetual license to use, modify and sub-license any software customized by SELLER for BUYER and assigns to BUYER all intellectual property rights in any software developed by SELLER specifically for BUYER hereunder. SELLER shall provide the source code and associated documentation for any software customized or developed for BUYER. SELLER owns all intellectual property related to the BUYER's project and grants BUYER an unlimited non-exclusive right to use any and all parts of the solution SELLER has developed. BUYER assumes all risk and profit associated with solutions provided by SELLER and holds SELLER harmless if the use of any or all components of works provided by SELLER are used or misused by others.

NON-SOLICITATION: SELLER and BUYER agree not to solicit or induce, for a period of two (2) years from the date of this agreement, on their own behalf or on behalf of any other person, firm or entity, any employee of the other party to terminate his or her employment with the other party, whether or not such employee is employed pursuant to a written agreement or at will.

Confidential

ECS Control Systems, Inc.
3029 Mercury Road
Jacksonville, FL 32207
PH: 904-367-5000 FAX : 904-367-5100
estimator@ecs31.com

Page: 1 of 3
Date: 9/4/2024
Quote #: 240482-BM

To: Daniel Leonard
 CDM Smith

Net Terms: 30 Days

F.O.B: Factory, freight prepaid & added

Estimated Weight: 30 lbs. ttl.

Equipment Warranty: 1 year from shipment

Estimated Delivery: 18 to 20 weeks after receipt of order

Quoted per: verbal

Ref: Ridenour Well No 9
 JEA Well Head - SCADA

We are pleased to provide the following base bid in accordance with our best interpretation of the plans and specifications provided, incorrect or incomplete information may void the quote.

	<i>Net Each</i>	<i>Net Extension</i>
1 Siemens PLC Series, Reduced Voltage, Duplex Pump Control Panel	\$45,116.00	\$45,116.00
Service: 480 Volt, 3 Phase, 3 Wire, 60 Hertz		
Motors: 2 @ 50 HP, 65 FLA		
Note: UL 508A Labelled		
<i>Installation Manuals:</i>		Not Incl.
<i>Operation Manuals:</i>		Not Incl.
<i>Sales Tax:</i>		Not Incl.
<i>Estimated Freight:</i>		Not Incl.
<i>Start-up:</i>		Not Incl.
<i>Service Contract:</i>		Not Incl.

Total Base Bid: \$45,116.00

Warranty Upgrade:

3 Year Extended \$1,895.00

5 Year Extended \$3,195.00

Additions or deducts to base bid:

None

Clarification Notes:

INCLUDES: Fiber Optic Patch Panel, N4X Alum Enclosure, Spare CPU

DOES NOT INCLUDE: Installation, Start-up, Programming, Training, Onsite Testing
 Antenna or Mast

Exceptions and Special Notes:

None

Unless otherwise noted, price does not include start-up, installation or operation and maintenance manuals. When required, float switches are to be supplied by others. Any other equipment to be supplied by you will be noted on the following page(s). This quotation is good for 30 days from date issued.

Quoted by

Bryan D. McKnight

estimator@ecs31.com

This information provided is confidential and proprietary to ECS Control Systems and is intended solely for the recipient listed above. Do not duplicate.

Copyright © 2024 ECS

ECS Control Systems

*Scope of material included in base bid for CDM Smith
Ridenour Well No 9*

Page: 2 of 3

Date: 9/4/2024

Quote #: 240482-BM

<i>Qty</i>	<i>Label</i>	<i>Description</i>
1		Terminal Mounting Rail, 2M (78.7402" Long)
18		Terminal, 4-conductor, 1-ckt #30-12AWG
8		Terminal Barrier Plate, orange
23		Terminal End Anchor, 8mm
9		Terminal, 4-Conductor, 1-ckt Green/Yellow
2		Terminal Jumper 4-way
3		Terminal Jumper 5-way
8		Terminal 3-Tier, 2 + PE For Signal, W/ Disconnect
30		Terminal 2-Tier w/ Pluggable Top Tier
14		Terminal Fuse Holder, For 5x20mm w/ LED 60-150V
14		Dummy Fuse/Slug 5x20mm
16		Terminal Fuse Holder, For 5x20mm Fuse with LED 10-36V
31		Terminal End Cover
3		Circuit Breaker 1 Pole 120VAC 1A
1		Circuit Breaker 1 Pole 120VAC 15A
1		Circuit Breaker 1 Pole 120VAC 20A
2		Din Rail Plug - in Surge Protector
4	SA1-8	Din Rail Plug - in Surge Protector
1		Type 2 AC Surge Protector
16		Miniature Fuse
1		Equipment Ground Bar Kit, 5pt., (1) #14-#4 or (2) #14 or #12
2	1 Spare	Single Phase Power Supply, 24-28VDC, 5.0 A
1		DC-UPS with INTEGRATED BATTERY, 24 VDC 10 Amp
2	1 Spare	PLC , CPU 313C-2DP, Compact CPU with MPI, 16 DI/16DO
1		SIMATIC S7-300, Analog input SM 331, isolated, 8 AI
1		Micro Memory Card F, 128KB
2		Profibus Connector Straight
1		Profibus Connector 90 Deg
1		Front connector for signal modules with screw contacts, 20-pole
1		SIMATIC S7-300, Front connector with screw contacts, 40-pole
1		SIMATIC S7-300, mounting rail, length: 482.6 mm, DIN Rail, 480 mm, 19"
10		Relay, Solid State, SPST,2A, 24VDC
1		LED Light Fixture, 18" wide, single light
5		Nameplates, Laser-screened, Tape Mounted (for breakers)
1		Back Panel, Aluminum
1		Alum.,Fold Down Shelf (For Laptop)
1		Enclosure, NEMA 4X, Aluminum, 30"H X 30"W X 10"D
1		Door Stop Kit, 90° (Outerdoor)
2		Vapor Capsule
1		Control Panel Heater, 100Watt, 115V
1		Surge Arrestor Coax TMC-LP-STR-NFF
1		SPDT 10A, 24V DC coil, AgNi contact, lockable test button & mech. Indicator,LED, diode & polarity
14		SPDT 10A, 120V AC coil, AgNi contact, lockable test button & mech. Indicator, LED & Varistor, pus

This information provided is confidential and proprietary to ECS Control Systems and is intended solely for the recipient listed above. Do not duplicate.

Copyright © 2024, ECS

ECS Control Systems

*Scope of material included in base bid for CDM Smith
Ridenour Well No 9*

Page: 3 of 3

Date: 9/4/2024

Quote #: 240482-BM

<i>Qty Label</i>	<i>Description</i>
1	Profibus Connector, 90 Degree
1	Sinaut to Radio Null Cable
1	Custom Serial Cable 3ft
1	Keypad Mounting Kit
1	PROFIBUS DP Terminator T1
2	8-way jumper link
1	Switch, pushbtn; Amber; 1NO-1NC push/test circ.; 24V LED; Plastic Lens
1	Duplex GFI
1	Push Button; Red; 1NO-1NC push/test circ.; 24V LED; Plastic Lens
1	MDS TransNet Radio MDS EL805 Transnet 900 MHz Radio
1	TIM 1531 IRC communications module

This information provided is confidential and proprietary to ECS Control Systems and is intended solely for the recipient listed above. Do not duplicate.

Copyright © 2024, ECS

Confidential

ECS Control Systems, Inc.
3029 Mercury Road
Jacksonville, FL 32207
PH: 904-367-5000 FAX : 904-367-5100
estimator@ecs31.com

Page: 1 of 2
Date: 9/4/2024
Quote #: 240482-BM

To: Daniel Leonard
 CDM Smith

Net Terms: 30 Days

F.O.B: Factory, freight prepaid & added

Estimated Weight: 30 lbs. ttl.

Equipment Warranty: 1 year from shipment

Estimated Delivery: 18 to 20 weeks after receipt of order

Quoted per:

Ref: Ridenour Well No 8

JEA Well Head - Instrumentation

We are pleased to provide the following base bid in accordance with our best interpretation of the plans and specifications provided, incorrect or incomplete information may void the quote.

ID-2

1 Instrumentation Panel

<i>Net Each</i>	<i>Net Extension</i>
\$8,758.00	\$8,758.00

Note: UL 508A Labelled

Installation Manuals:

Not Incl.

Operation Manuals:

Not Incl.

Sales Tax:

Not Incl.

Estimated Freight:

Not Incl.

Start-up:

Not Incl.

Service Contract:

Not Incl.

Total Base Bid: \$8,758.00

Warranty Upgrade:

3 Year Extended

\$395.00

5 Year Extended

\$695.00

Additions or deducts to base bid:

None

Clarification Notes:

Includes: N4X Alum Enclosure, SPD's

Does Not Include: Instrumentation for LIT, CIT, or FIT, Viewing Window, Start Up, Installation

Exceptions and Special Notes:

None

Unless otherwise noted, price does not include start-up, installation or operation and maintenance manuals. When required, float switches are to be supplied by others. Any other equipment to be supplied by you will be noted on the following page(s). This quotation is good for 30 days from date issued.

Quoted by

Bryan D. McKnight

estimator@ecs31.com

This information provided is confidential and proprietary to ECS Control Systems and is intended solely for the recipient listed above. Do not duplicate.

Copyright © 2024 ECS

ECS Control Systems

*Scope of material included in base bid for CDM Smith
Ridenour Well No 8*

Page: 2 of 2

Date: 9/4/2024

Quote #: 240482-BM

<i>Qty Label</i>	<i>Description</i>
0.5	Terminal Mounting Rail, 2M (78.7402" Long)
3	Type 2 AC Surge Protector
4	Nameplates, Phenolic, Tape Mounted (1 Line)
1	Ground Lug, 2/0-14 AWG
1	Back panel, Painted White Steel, 12 Gauge
1	Enclosure, NEMA 4X, Aluminum, 30"H X 30"W X 12"D
6	Feed-Through Terminal, WDU4
3	End Plate
3	End Bracket
1	Equipment Ground Bar Kit, 5pt.
5	Replaceable Module for the DLAW-24D3

This information provided is confidential and proprietary to ECS Control Systems and is intended solely for the recipient listed above. Do not duplicate.

Copyright © 2024, ECS

ECS Control Systems

*Scope of material included in base bid for CDM Smith
Ridenour Well No 8*

Page: 3 of 2

Date: 9/4/2024

Quote #: 240482-BM

<i>Qty Label</i>	<i>Description</i>
------------------	--------------------

Confidential

ECS Control Systems, Inc.
3029 Mercury Road
Jacksonville, FL 32207
PH: 904-367-5000 FAX : 904-367-5100
estimator@ecs31.com

Page: 1 of 3
Date: 9/4/2024
Quote #: 240482-BM

To: Daniel Leonard
 CDM Smith

Net Terms: 30 Days

F.O.B: Factory, freight prepaid & added

Estimated Weight: 102.625 lbs. ttl.

Equipment Warranty: 1 year from shipment

Estimated Delivery: 18 to 20 weeks after receipt of order

Quoted per:

Ref: Ridenour Well No 8
 JEA Wellhead - RVSS

We are pleased to provide the following base bid in accordance with our best interpretation of the plans and specifications provided, incorrect or incomplete information may void the quote.

E-5

- 1 Siemens PLC Series, Reduced Voltage, Simplex Pump Control Panel
 Service: 480 Volt, 3 Phase, 3 Wire, 60 Hertz

Motors: 1 @ 50 HP, 65 FLA

Note: UL 508A Labelled

Installation Manuals:

Operation Manuals:

Sales Tax:

Estimated Freight:

Start-up:

Service Contract:

<i>Net Each</i>	<i>Net Extension</i>
\$38,143.00	\$38,143.00

Not Incl.

Not Incl.

Not Incl.

Not Incl.

Not Incl.

Not Incl.

Total Base Bid: \$38,143.00

Warranty Upgrade:

3 Year Extended

\$1,595.00

5 Year Extended

\$2,695.00

Additions or deducts to base bid:

None

Clarification Notes:

INCLUDES: Cutler Hammer Soft Starter, Heater, Control Transformer, 304 SS Enclosure

Clear Polycarbonate

DOES NOT INCLUDE: Installation, Integration, Disconnect, Spares

Exceptions and Special Notes:

None

Unless otherwise noted, price does not include start-up, installation or operation and maintenance manuals. When required, float switches are to be supplied by others. Any other equipment to be supplied by you will be noted on the following page(s). This quotation is good for 30 days from date issued.

Quoted by

Bryan D. McKnight

estimator@ecs31.com

This information provided is confidential and proprietary to ECS Control Systems and is intended solely for the recipient listed above. Do not duplicate.

Copyright © 2024 ECS

ECS Control Systems

*Scope of material included in base bid for CDM Smith
Ridenaour Well No 8*

Page: 2 of 3

Date: 9/4/2024

Quote #: 240482-BM

<i>Qty</i>	<i>Label</i>	<i>Description</i>
1		Terminal Mounting Rail, 2M (78.7402" Long)
6		End Bracket
1		Cross-Connection, Pluggable, 10 Pole
16		Feed-Through Terminal
2		End Plate
2		Relay, 4 pole , 115 VAC, 6 Amp
26		Terminal Block, 4 Conductor, 22-12 AWG
7		End and Intermediate Plate
8		Adjacent jumper for continuous commoning, 2 Way
1		Hat-Section
2	X2	Equipment Ground Bar Kit, 5pt., (1) #14-#4 or (2) #14 or #12
1		Equipment Ground Bar Insulating Kit
1		IT Open Soft Starter
2		Lug Kit, 200mm Frame, T,U, 1 Cable Connections, 2/0 AWG to 300 MCM Cable
1	CPT	Control Power Transformer, 750VA, 240/480-120VAC
1		Fingersafe Covers, T250-T5000 (2 Covers per Kit)
1		Fuse, Slo-Blo, Time Delay, 250VAC, 8A
2		Fuse, Slo-Blo, Time Delay, 500VAC, 4A (Rejection Type)
1		Fuse Block, 1 Pole
1		Fuse Block, 2 Pole, Class R, Ultrasafe
1	TD2	Timer, On Delay, DPDT, 120VAC
1		Relay Socket, Octal, 8 Pin, 600VAC
1		Pushbutton, 30mm, NEMA 4X, flush type, Universal
1		Contact Block, (1) Normally Open
0.5		White with Black Letters Engraving Stock (24x48x.062)
0.2		Red with White Letters Engraving Stock (24x48x.062)
3		Ground Lug, Two Barrel 1/0-14 AWG
1		Back panel, Painted White Steel, 12 Gauge
1		Enclosure, NEMA 4X, Aluminum, 48"H X 48"W X 12"D
1		Hinged Innerdoor, .250 Clear Polycarbonate, 60" x 96"
4		Wingknob Insert / Polyamide
4		Rubber Seal
4		Cam
1		Profibus Connector 90 Deg
8		End Bracket
1		Drain/Breather; 1/2 Inch, Stainless Steel
1	PDB1	Distribution Block, 3-P, 310A, Bx/Bx Line:(1)350MCM-4AWG, Load: (6)2AWG- 12AWG & (3)1/0-
1		Control Panel Heater, 400W, 230V
2		Relay, SPST, 24 VDC, 5 A, 859 Series, DIN Rail, DC
1		Frame 1, 208-480V Breaker, 18-35kAIC, 125A
3		Socket, 8 Pin Octal, Din/Panel
1		30MM PADLOCK ATTACHMENT PUSH-PULL
1		PowerPact B Circuit Breaker, 100A, 2P, 600Y/347V AC, 14kA at 600Y

This information provided is confidential and proprietary to ECS Control Systems and is intended solely for the recipient listed above. Do not duplicate.

Copyright © 2024, ECS

ECS Control Systems

*Scope of material included in base bid for CDM Smith
Ridenaour Well No 8*

Page: 3 of 3

Date: 9/4/2024

Quote #: 240482-BM

<i>Qty</i>	<i>Label</i>	<i>Description</i>
1		TVSS Unit
1		TVSS Unit

This information provided is confidential and proprietary to ECS Control Systems and is intended solely for the recipient listed above. Do not duplicate.

Copyright © 2024, ECS

JEA Ridenour Well No. 8

Electrical Proposals



Bid Analysis Template (Blue Sheet)

CDM Constructors Inc.

Effective: 12/01/2011 / Revision: 02

Package/Section: Electrical

Project: JEA Ridenour Well #8 PDB Project

Project No: 294791

Company	Cogburn Bros	Vilano Electric		
Contact:	Scott Sullivan	Marcus Perry		
Phone:	904-358-7344	904-237-3724		
Email:	ssullivan@cogburnbros.com	marcus@vilanoelectric.com		
BRANDS SPECIFIED/SCOPE: N/A				
Link to Proposal in ACC:				
Quote Valid Through:				
T&C Acceptance				
BASE BID:				
Electrical	\$ 165,800.00			
BOND Rate	1%			
BOND Cost	\$ 1,658.00			
SALES TAX				
FREIGHT				
TOTAL	\$ 167,458.01	\$ -	\$ -	\$ -
ALTERNATES				

Form: EST-0008

August 23, 2024

To: Bidding Contractor

Re: JEA Ridenour Well No.8

Cogburn Bros., Inc. is pleased to provide you with this quotation for electrical work on the above-referenced project. Listed below is our scope of work, comments, and clarifications.

General:

1. Proposal is based on 30% electrical "E" drawings dated August 2024
2. Excluded specification sections are as followed:N/A
3. If a bond is required, please add 1% to our total price.
4. Temporary power for by-pass pumping or dewatering is not included.
5. Fees for permanent or temporary electrical services are not included.
6. We will carry our standard insurance coverage, including a \$5 million umbrella policy.
7. Videotaping of training sessions is not included.
8. Fiber optic cable to be furnished, tested and terminated by others.
9. Housekeeping pads, generator pad, and utility transformer pad are by others.
10. Cutting, disposal, patching of asphalt and concrete for UG conduits by others.
11. (0) Addendums acknowledged

Work Items furnished and installed by Cogburn:

1. Conduit, wire, and terminations as shown on the Duval Site Map
2. Electrical pull boxes and junction boxes
3. Electrical equipment racks
4. Excavation and backfill for underground electrical conduits
5. Utility Meter
6. Panel PP-8
7. Panel LP-8
8. TX-8
9. Site Light Pole w/ Concrete Pole Base
10. Grounding

Work Items furnished by others, installed and connected by Cogburn:

1. Portable Generator Power Connection Panel
2. Transmitter Panel
3. Scada Panel, Pole & Antenna
4. MTS-815
5. LCP-801

3300 Faye Road, Jacksonville, FL 32226
Phone 904-358-7344 Fax 904-358-2805
EC-0000426

Re: JEA Ridenour Well No.8

8/23/24

Work Items furnished and installed by others, electrical by Cogburn:

1. Electric motors and pumps
2. In-Line control valves, instruments and devices
3. Process Skids with single point power and controls connection
4. Surge suppressors for instruments (provided and installed by I&C contractor)
5. HVAC equipment
6. Precast Electrical Buildings

Clarification to scope:

This proposal is predicated upon the scheduled construction time and overall duration as indicated in the bid documents. Delays not attributable to Cogburn Bros., Inc. will result in extended completion dates and compensation for accelerated and/or extended schedule.

If selected as the electrical contractor for this project, our subcontract agreement must include as an attachment, this scope and proposal. By listing Cogburn Bros., Inc. or using this proposal the contractor acknowledges and agrees to the terms and conditions of this scope and proposal.

This proposal will remain valid for 60 days and is subject to acceptance of a mutually agreeable contract.

Cogburn Bros., Inc. Pricing:

Lump Sum Total.....\$165,800

Thank you for the opportunity to work with you on this project. If you have any questions regarding our proposal, please contact Damon Driggers @ 904-358-7344 at your convenience.

3300 Faye Road, Jacksonville, FL 32226
Phone 904-358-7344 Fax 904-358-2805
EC-0000426

Confidential

ECS Control Systems, Inc.
3029 Mercury Road
Jacksonville, FL 32207
PH: 904-367-5000 FAX : 904-367-5100
estimator@ecs31.com

Page: 1 of 3
Date: 9/5/2024
Quote #: 240482-BM

To: Daniel Leonard
 CDM Smith

Net Terms: 30 Days

F.O.B: Factory, freight prepaid & added

Estimated Weight: 146.75 lbs. ttl.

Equipment Warranty: 1 year from shipment

Estimated Delivery: 18 to 20 weeks after receipt of order

Quoted per:

Ref: Ridenour Well No 8

JEA Wellhead - MTS Panel

We are pleased to provide the following base bid in accordance with our best interpretation of the plans and specifications provided, incorrect or incomplete information may void the quote.

E-7

	Net Each	Net Extension
1 SCADA Series, Reduced Voltage, Simplex Pump Control Panel	\$35,405.00	\$35,405.00
Service: 480 Volt, 3 Phase, 3 Wire, 60 Hertz		
Motors: 1 @ 50 HP, 65 FLA		
Note: UL 508A Labelled		
<u>Installation Manuals:</u>		Not Incl.
<u>Operation Manuals:</u>		Not Incl.
<u>Sales Tax:</u>		Not Incl.
<u>Estimated Freight:</u>		Not Incl.
<u>Start-up:</u>		Not Incl.
<u>Service Contract:</u>		Not Incl.
Total Base Bid:		\$35,405.00

Warranty Upgrade:

3 Year Extended	\$1,495.00
5 Year Extended	\$2,495.00

Additions or deducts to base bid:

None

Clarification Notes:

INCLUDES: TVSS Unit, 150A Breakers, CT's, Name Plates, N4XSS 48x48x12 Enclosure w/ Polycarbonate Inner door and viewing window

Does Not Include: Installation or Start up, Training

Exceptions and Special Notes:

None

Unless otherwise noted, price does not include start-up, installation or operation and maintenance manuals. When required, float switches are to be supplied by others. Any other equipment to be supplied by you will be noted on the following page(s). This quotation is good for 30 days from date issued.

Quoted by

Bryan D. McKnight

estimator@ecs31.com

This information provided is confidential and proprietary to ECS Control Systems and is intended solely for the recipient listed above. Do not duplicate.

Copyright © 2024 ECS

ECS Control Systems

*Scope of material included in base bid for CDM Smith
Ridenour Well No 8*

Page: 2 of 3

Date: 9/5/2024

Quote #: 240482-BM

<i>Qty Label</i>	<i>Description</i>
1	Terminal Mounting Rail, 2M (78.7402" Long)
4	End Bracket
1	Cross-Connection, Pluggable, 10 Pole
11	Feed-Through Terminal
2	End Plate
13	Terminal Block, 4 Conductor, 22-12 AWG
3	End and Intermediate Plate
1	4-CONDUCTOR GROUND TERMINAL BLOCK
1 Service Connection	Power Distr. Block, 600VAC, 175A, 3 pole
1 Service Connection	Power Distr. Block, 600VAC, 760A, 3 pole
1	Clear Plexiglass Cover For Distribution Block
1	Clear Plexiglass Cover For Distribution Block
2 Main & Emerg.	Circuit Breaker, 600VAC, 3 Pole, 150A, 18KAIC
2	Auxiliary Switch
2	Hat-Section
3	Bracket
1	Din Rail Mountable Utility Box
3	Fuse, Slo-Blo, Time Delay, 500VAC, 1A (Rejection Type)
1	Fuse Block, 3 Pole, Class R, Ultrasafe
2	Profibus Connector 90 Deg
1	Sentron PAC Profibus DP Module
3	Curent Transformer, 200:5, Spiltcore, 200 Amp
0.2	White with Black Letters Engraving Stock (24x48x.062)
0.1	Red with White Letters Engraving Stock (24x48x.062)
2	Ground Lug, Two Barrel 1/0-14 AWG
2	Universal ground bar isolation stand-offs; includes two stand-offs and hardware
2	Universal ground bar accepts #14 – #4 AWG wire in 6 wire ports and up to a 2/0 AWG main
1	Enclosure, NEMA 4X, Type 304 SS, 48"H X 48"W X 12"D (Includes SPP-4848)
2	Hinged Innerdoor, .250 Clear Polycarbonate, 60" x 96"
4	Wingknob Insert / Polyamide
4	Housing Polyamide Black with Black Poly Nut
4	Rubber Seal
4	Cam
1	Door Stop Kit, 90° (Innerdoor)
8	End Bracket
2	Din Rail Plug In Surge Protector
1	Din Rail Mountable Utility Box
1	Drain/Breather; 1/2 Inch, Stainless Steel
1	Tin-plated copper mechanical lug with anti-rotational feature, #14 AWG – 2/0 AWG.
3	Hinged Single Pole Safety Cover
1	TVSS Unit
2	CB KEYLOCK ADAPTER - ROTARY HANDLE
2	2 Ronis keylocks with 1 key

This information provided is confidential and proprietary to ECS Control Systems and is intended solely for the recipient listed above. Do not duplicate.

Copyright © 2024, ECS

ECS Control Systems

*Scope of material included in base bid for CDM Smith
Ridenour Well No 8*

Page: 3 of 3

Date: 9/5/2024

Quote #: 240482-BM

<i>Qty Label</i>	<i>Description</i>
1	Power Distribution Block, 3P, 310 Amps 600 Volts AC/DC
1	SETRON, measuring instrument, PAC4200, LCD, POWER MONITORING DEVICE PANEL MOI
1	Subpanel, 10 GA Carbon
1	Interconnect, Single Pole, Cam-type, J Series, White
1	Interconnect, Single Pole, Cam-type, J Series, Green
1	Interconnect, Single Pole, Cam-type, J Series, Brown
1	Interconnect, Single Pole, Cam-type, J Series, Orange
1	Interconnect, Single Pole, Cam-type, J Series, Yellow
1	Protective Cap, Male, Orange w/Lanyard
1	Protective Cap, Male, Brown w/Lanyard
1	Protective Cap, Male, Yellow w/Lanyard
1	Protective Cap, Female, Green w/Lanyard
1	Protective Cap, Female, White w/Lanyard
1	1/2" Myers Hub (Aluminum)
3	Safety Cover, Snap-On, Hinged
1	Power Distribution Block, Open Style, (2) Input 500 kcmil~4 AWG (4) Output 4/0-6 AWG
1	Circuit breaker accessory, PowerPacT, rotary handle, direct mounted

This information provided is confidential and proprietary to ECS Control Systems and is intended solely for the recipient listed above. Do not duplicate.

Copyright © 2024, ECS

JEA Ridenour Well No. 8

Fencing Proposals



Bid Analysis Template (Blue Sheet)

CDM Constructors Inc.

Effective: 12/01/2011 / Revision: 02

Package/Section: Fencing

Project: JEA Ridenour Well #8 PDB Project

Project No: 294791

Company	FencePro Jax	Bullard Fencing		
Contact:	Joann	Teresa		
Phone:	904-538-0627	904-781-2397		
Email:	joann@fenceprojax.com	teresa@bullardfence.com		
BRANDS SPECIFIED/SCOPE: N/A				
Link to Proposal in ACC:	Did Not Bid	https://acc.autodesk.com/docs/files/projects/e62b39a9-77a2-4c45-9c10-f92e2773ce7c?folderUm=urn%3Aadsk		
Quote Valid Through:				
T&C Acceptance				
BASE BID:				
Fencing		\$ 18,000.00		
BOND Rate				
BOND Cost				
SALES TAX				
FREIGHT				
TOTAL	\$ -	\$ 18,000.00	\$ -	\$ -
ALTERNATES				

Form: EST-0008

1241 Haines St
Jacksonville FL 32206

info@bullardfence.com
www.bullardfence.com
(904) 781-2397

Customer

CDM Smith
Henry
101 Southhall Lane, Suite 200,
Maitland, FL 32751

Date Estimate #
8/22/2024 ce6733

Phone Number

Project

JEA Ridenour Well No. 8

Description	Rate	Qty	Total
Install approx. 300' of 6' with 3-strands of barbwire with black slats and bracing on every corner, Install approx. (1) 20' Double Chainlink swing gate with 3-strands of barbwire on top and black privacy slats, Install approx. (1) 3' Pedestrian gate with 3-strands of barbwire on top.	18,000.00	1	18,000.00

Total

\$18,000.00

JEA Ridenour Well No. 8

General Conditions

JEA Ridenour Well No. 8

Risk Register

JEA RISK REGISTER															DATE: 4-Sep-24	
PROJECT: 425-43 Ridenour WTP - Well #8			PHASE: GMP#2 Wellhead and Raw Water Pipeline										(shaded cells = headers or formulas)			
Risk Identification			Risk Assessment						Risk Control Measures		Risk Allocation					Risk Impact/Control Measure Notes & Calculations
ID No.	Risk Issue	Risk Type	Status	Potential Cost Impact	Potential Schedule Impact (WDs)	Probability (0-100%)	Severity (1-10) 10=High	Rank (PxS) 10=Max	Risk Mitigation Strategy	Control Measures in GMP Scope	Risk Owner	Weighted Cost Exposure (Prob x PCI)	Cost Offset By Allowance	Cost Offset By Contingency	Unmitigated Cost Exposure	
1	Permitting Delays	Permitting	New	\$20,000	45	75%	8	6.00	Prepare design documents on or ahead of schedule to aid with timely permitting submission.		JEA	\$15,000			\$15,000	
2	Utility conflicts with existing sewer, water, electric not identified	Differing Site Conditions	New	\$50,000	15	25%	9	2.25	Utilize local utility locate services prior to drilling.		JEA	\$12,500			\$12,500	
3	GMP#2 Approval Duration. Extended review could cause further delivery for critical path electrical components.	Owner Operational Impacts	New	\$8,000	30	50%	7	3.50	Provide organized GMP package to JEA with sufficient pricing backup and breakdowns to streamline review.		JEA	\$4,000			\$4,000	
4	Default / Failure to negotiate terms with subcontractors or performance issues with selected subcontractors requires replacement with another bidder.	Procurement	New	\$6,000	15	10%	5	0.50	Request Subcontractor pricing for at least 3 local firms for each bid package.		Contractor	\$600			\$600	
5	Subcontractor Scope Gaps	Procurement	New	\$10,000	20	50%	7	3.50	Request additional pricing for smaller trade packages in anticipation of loss of bidder interest from local GC's that will only price for larger packages.		Contractor	\$5,000			\$5,000	
6	Additional MOT required during construction	Public Safety	New	\$5,000	0	75%	3	2.25	Meet with COJ on traffic requirements and coordinate with Church for scheduled events (Halloween/Christmas) that may require alternate traffic routes		Contractor	\$3,750			\$3,750	
7	Adverse Weather Delays	Environmental Impacts	New	\$10,000	5	70%	4	2.80	Build expected weather delays in with schedule and document and notify JEA of claimed weather days.		JEA	\$7,000			\$7,000	
8	Severe weather impacts from hurricanes or other storms cause damage to wells or other in-progress work (See below: Builders Risk Deductible)	Force Majeure	New	\$10,000	15	20%	7	1.40	Carry appropriate insurances per contract and look to carry Owner's contingency for impacts of a named storm or similar force majeure.		JEA	\$2,000			\$2,000	
9	Sitework and Landscaping Buyout	Procurement	New	\$33,500	0	75%	7	5.25	Procure multiple bids for sitework & landscaping bid package.			\$25,125			\$25,125	
								-				\$0			\$0	
								-				\$0			\$0	
								-				\$0			\$0	
								-				\$0			\$0	
								-				\$0			\$0	
								-				\$0			\$0	
								-				\$0			\$0	
								-				\$0			\$0	
								-				\$0			\$0	
								-				\$0			\$0	
								-				\$0			\$0	
								-				\$0			\$0	
								-				\$0			\$0	
								-				\$0			\$0	
								-				\$0			\$0	
								-				\$0			\$0	
								-				\$0			\$0	
								-				\$0			\$0	
								-				\$0			\$0	
								-				\$0			\$0	
								-				\$0			\$0	
								-				\$0			\$0	
								-				\$0			\$0	
								-				\$0			\$0	
								-				\$0			\$0	
								-				\$0			\$0	
								-				\$0			\$0	
								-				\$0			\$0	
								-				\$0			\$0	
								-				\$0			\$0	
								-				\$0			\$0	
								-				\$0			\$0	
								-				\$0			\$0	
								-				\$0			\$0	
								-				\$0			\$0	
								-				\$0			\$0	
								-				\$0			\$0	
								-				\$0			\$0	
								-				\$0			\$0	
								-				\$0			\$0	
								-				\$0			\$0	
								-				\$0			\$0	
								-				\$0			\$0	
								-				\$0			\$0	
								-				\$0			\$0	
								-				\$0			\$0	
								-				\$0			\$0	
								-				\$0			\$0	
								-				\$0			\$0	
								-				\$0			\$0	
								-				\$0			\$0	
								-				\$0			\$0	
								-				\$0			\$0	
								-				\$0			\$0	
								-				\$0			\$0	
								-				\$0			\$0	
								-				\$0			\$0	
								-				\$0			\$0	
								-				\$0			\$0	
								-				\$0			\$0	

RISK COST SUMMARY						DATE: 4-Sep-24				
PROJECT: 425-43 Ridenour WTP - Well #8						PHASE: GMP#2 Wellhead and Raw Water Pipeline				
Risk Type	Project Risk Cost (\$)					% of Total Risk Cost	Project Risk Cost (% of Weighted Risk Cost Exposure)			
	Weighted Risk Cost Exposure	CMAR Contingency	Owner Allowances	Total Risk Carry (CC + OA)	Remaining Risk Cost Exposure		CMAR Contingency	Owner Allowances	Total Risk Carry (CC + OA)	Remaining Risk Cost Exposure
Adverse Weather	\$ -	\$ -	\$ -	\$ -	\$ -	-	-	-	-	-
Community Impacts	\$ -	\$ -	\$ -	\$ -	\$ -	-	-	-	-	-
Constructability	\$ -	\$ -	\$ -	\$ -	\$ -	-	-	-	-	-
Construction Schedule	\$ -	\$ -	\$ -	\$ -	\$ -	-	-	-	-	-
Contract Requirements	\$ -	\$ -	\$ -	\$ -	\$ -	-	-	-	-	-
Design	\$ -	\$ -	\$ -	\$ -	\$ -	-	-	-	-	-
Differing Site Conditions	\$ 12,500	\$ -	\$ -	\$ -	\$ 12,500	-	0.0%	0.0%	0.0%	100.0%
Environmental Impacts	\$ 7,000	\$ -	\$ -	\$ -	\$ 7,000	-	0.0%	0.0%	0.0%	100.0%
Force Majeure	\$ 2,000	\$ -	\$ -	\$ -	\$ 2,000	-	0.0%	0.0%	0.0%	100.0%
Material Price Escalation	\$ -	\$ -	\$ -	\$ -	\$ -	-	-	-	-	-
Not In Scope	\$ -	\$ -	\$ -	\$ -	\$ -	-	-	-	-	-
Other Project Stakeholders	\$ -	\$ -	\$ -	\$ -	\$ -	-	-	-	-	-
Owner Directed Changes	\$ -	\$ -	\$ -	\$ -	\$ -	-	-	-	-	-
Owner Operational Impacts	\$ 4,000	\$ -	\$ -	\$ -	\$ 4,000	-	0.0%	0.0%	0.0%	100.0%
Permitting	\$ 15,000	\$ -	\$ -	\$ -	\$ 15,000	-	0.0%	0.0%	0.0%	100.0%
Procurement	\$ 30,725	\$ -	\$ -	\$ -	\$ 30,725	-	0.0%	0.0%	0.0%	100.0%
Public Impacts	\$ -	\$ -	\$ -	\$ -	\$ -	-	-	-	-	-
Public Safety	\$ 3,750	\$ -	\$ -	\$ -	\$ 3,750	-	0.0%	0.0%	0.0%	100.0%
Quality	\$ -	\$ -	\$ -	\$ -	\$ -	-	-	-	-	-
Regulatory Requirements	\$ -	\$ -	\$ -	\$ -	\$ -	-	-	-	-	-
Resource Constraints	\$ -	\$ -	\$ -	\$ -	\$ -	-	-	-	-	-
Subcontractor Performance	\$ -	\$ -	\$ -	\$ -	\$ -	-	-	-	-	-
Supply Chain Impacts	\$ -	\$ -	\$ -	\$ -	\$ -	-	-	-	-	-
Site Safety	\$ -	\$ -	\$ -	\$ -	\$ -	-	-	-	-	-
Undefined Scope	\$ -	\$ -	\$ -	\$ -	\$ -	-	-	-	-	-
Unknown Site Conditions	\$ -	\$ -	\$ -	\$ -	\$ -	-	-	-	-	-
Total	\$ 74,975	\$ -	\$ -	\$ -	\$ 74,975	0.0%				

Project Risk Cost (% of Project Direct Cost)				
Weighted Risk Cost Exposure	CMAR Contingency	Owner Allowances	Total Risk Carry (CC + OA)	Remaining Risk Cost Exposure
-	-	-	-	-

Project Direct Cost		
General Conditions	Other Direct Costs	Total Project Direct Cost
		\$ -

[enter value above] [enter value above]

JEA Ridenour Well No. 8

P6 Project Schedule



Activity ID		Activity Name		Start	Finish	Original Duration	2024						2025												
							Jul	Aug	Sep	Oct	Nov	Dec	Jan	Feb	Mar	Apr	May	Jun	Jul	Aug	Sep	Oct	Nov		
294791 GMP#2 Baseline 1 JEA Ridenour Well GMP#2 Bas				03-Jul-24	12-Nov-25	347																			
294791 GMP#2 Baseline 1.01 Milestones				24-Jul-24	12-Nov-25	333																			
294791 GMP#2 Baseline 1.01.01 Contractual Milestones				24-Jul-24	12-Nov-25	333																			
A2570	NTP	24-Jul-24*		0																					
A2580	Substantial Completion		14-Oct-25	0																					
A2590	Final Completion		12-Nov-25	0																					
294791 GMP#2 Baseline 1.01.02 Coordination Milestones				24-Jul-24	10-Jun-25	224																			
A2510	Construction NTP GMP#1	24-Jul-24		0																					
A2530	Construction NTP GMP#2	23-Sep-24*		0																					
A2890	Construction Complete GMP#1		11-Feb-25	0																					
A2550	Mechanical Completion of Well Head, Well Site and Raw Water Pipeline		10-Jun-25	0																					
294791 GMP#2 Baseline 1.03 Pre-Construction				24-Jul-24	27-Jun-25	237																			
294791 GMP#2 Baseline 1.03.01 Procure Sub-Contracts				24-Jul-24	20-Aug-24	20																			
A1850	Procure Sub-Contractor for Site Clearing	24-Jul-24	20-Aug-24	20																					
A1880	Procure Sub-Contractor for Well Drilling	24-Jul-24	13-Aug-24	15																					
294791 GMP#2 Baseline 1.03.03 Procurement Items				24-Jul-24	27-Jun-25	237																			
294791 GMP#2 Baseline 1.03.03.01 Submittals,Reviews and Fab/Delivery				24-Jul-24	27-Jun-25	237																			
294791 GMP#2 Baseline 1.03.03.01.01 Vertical Turbine Pump				24-Jul-24	04-Feb-25	135																			
A2540	Issue Purchase Order- Vertical Turbine Pumps	24-Jul-24	20-Aug-24	20																					
A2620	Prepare and Submit Vertical Turbine Pumps	21-Aug-24	16-Oct-24	40																					
A2630	Rev/Approve- Vertical Turbine Pumps	17-Oct-24	06-Nov-24	15																					
A2640	Fab/Delivery- Vertical Turbine Pumps	07-Nov-24	04-Feb-25	60																					
294791 GMP#2 Baseline 1.03.03.01.03 Valves				23-Sep-24	22-Nov-24	45																			
A2780	Prepare and Submit Valves	23-Sep-24	04-Oct-24	10																					
A2790	Rev/Approve- Valves	07-Oct-24	25-Oct-24	15																					
A2800	Fab/Delivery- Valves	28-Oct-24	22-Nov-24	20																					
294791 GMP#2 Baseline 1.03.03.01.04 Piping				23-Sep-24	01-Nov-24	30																			
A2820	Prepare and Submit Piping	23-Sep-24	27-Sep-24	5																					
A2830	Rev/Approve- Piping	30-Sep-24	18-Oct-24	15																					
A2840	Fab/Delivery- Piping	21-Oct-24	01-Nov-24	10																					
294791 GMP#2 Baseline 1.03.03.01.05 I&C Instruments				23-Sep-24	27-Jun-25	195																			
A2860	Prepare and Submit I&C Instruments	23-Sep-24	18-Oct-24	20																					
A3140	Prepare and Submit I&C Control Panels	23-Sep-24	17-Dec-24	60																					
A2870	Rev/Approve- I&C Instruments	21-Oct-24	08-Nov-24	15																					
A2880	Fab/Delivery- I&C Instruments	11-Nov-24	01-May-25	120																					
A3150	Rev/Approve- I&C Control Panels	18-Dec-24	09-Jan-25	15																					
A3160	Fab/Delivery- I&C Control Panels	10-Jan-25	27-Jun-25	120																					
294791 GMP#2 Baseline 1.03.03.01.06 Electrical Gear				23-Sep-24	27-Jun-25	195																			
A3110	Prepare and Submit Electrical Gear	23-Sep-24	17-Dec-24	60																					
A3120	Rev/Approve- Electrical Gear	18-Dec-24	09-Jan-25	15																					
A3130	Fab/Delivery- Electrical Gear	10-Jan-25	27-Jun-25	120																					
294791 GMP#2 Baseline 1.04 Permitting				03-Jul-24	04-Oct-24	66																			
294791 GMP#2 Baseline 1.04.01 Gopher Tortoise Relocation Permit				03-Jul-24	04-Sep-24	44																			
DS.3200	Gopher Tortoise Relocation Inspection and Permit Approval (JEA/FWC)	03-Jul-24	03-Sep-24	43																					
A1180	Gopher Tortoise Relocation (JEA/FWC)	04-Sep-24	04-Sep-24	1																					
294791 GMP#2 Baseline 1.04.02 Construction Permit				06-Aug-24	04-Oct-24	43																			
A2610	Agency Review and Approve Construction Permit	06-Aug-24	03-Sep-24	20																					
A2600	Submit Construction Permit	23-Sep-24	04-Oct-24	10																					
294791 GMP#2 Baseline 1.05 Construction				06-Feb-25	21-Oct-25	181																			
294791 GMP#2 Baseline 1.05.06 GMP#2				06-Feb-25	21-Oct-25	181																			
294791 GMP#2 Baseline 1.05.06.04 Wellhead, Wellsite and Raw Water Pipeline				06-Feb-25	21-Oct-25	181																			
294791 GMP#2 Baseline 1.05.06.04.01 Mobilization/Demobilization				06-Feb-25	12-Feb-25	5																			

P6 ID: 294791 GMP#2 Baseline 1
Data Date:03-Jul-24

Actual

Summary

Remaining

Critical Work

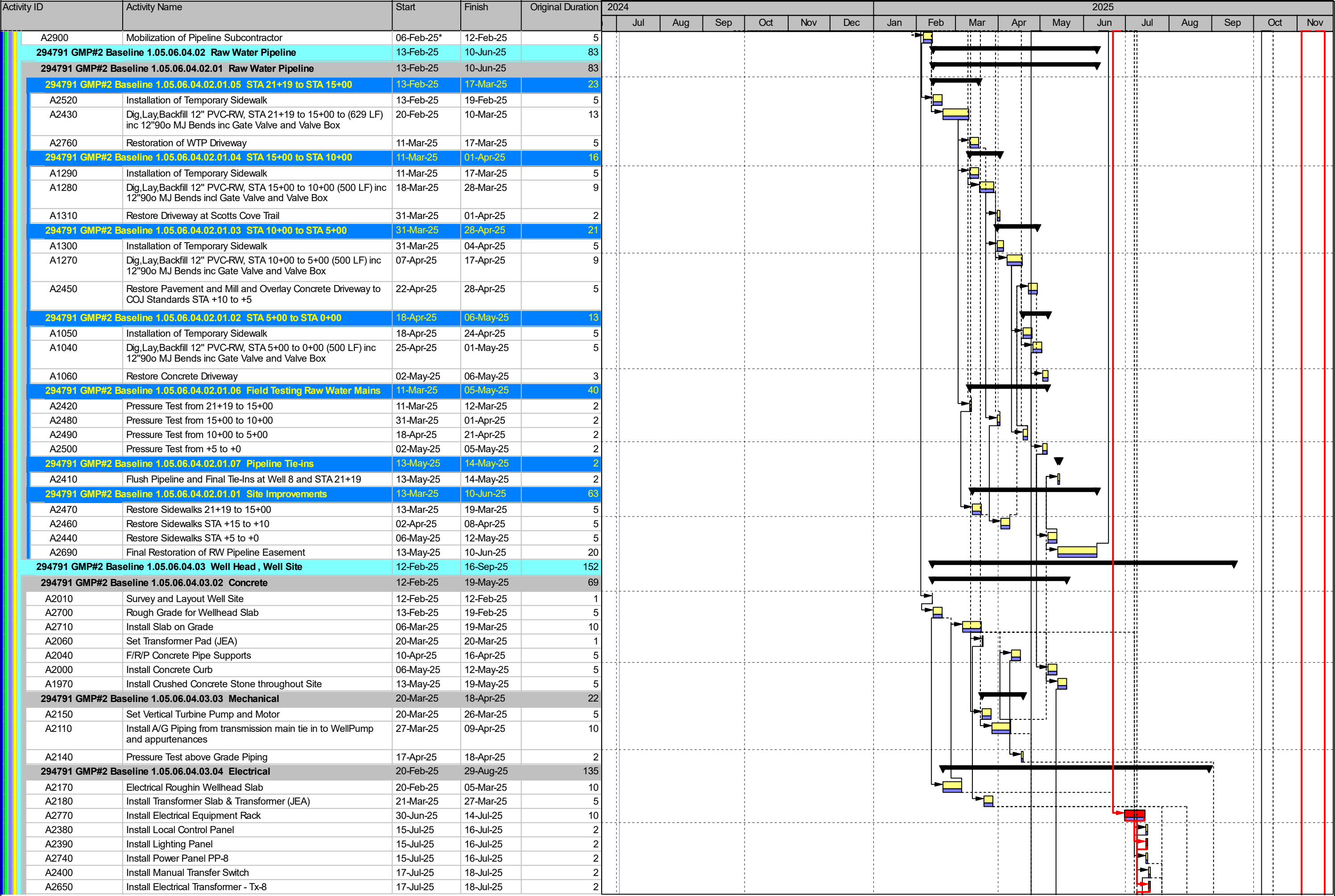
Baseline

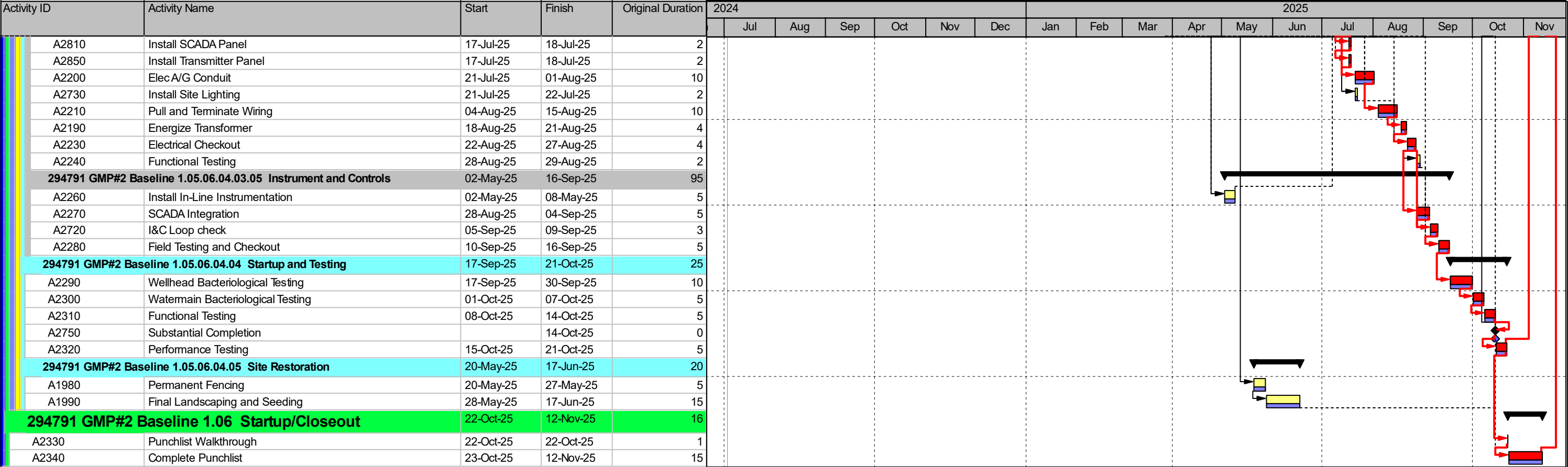
Milestone

BL Miles...

Baseline Schedule

Date	Revision	Checked	Approved





1411822647 Appendix B - Response Form
Facilities - Repair and Maintenance of Generators

Submit the Bid electronically as described in section 1.1.4 of the Solicitation.

Company Name: Zabatt Power System, Inc.

Company's Address: 4612 Highway Avenue, Jacksonville FL 32254

License Number: FRO3888

Phone Number: 904-384-4505 FAX No: 904-384-9915 Email Address: JEA@Zabatt.com

BID SECURITY REQUIREMENTS

- ☒ None required
☐ Certified Check or Bond (Five Percent (5%))

TERM OF CONTRACT

- ☐ One Time Purchase
☒ Annual Requirements - 3 years, two (2), one (1) year renewals
☐ Other, Specify - Project Completion

SAMPLE REQUIREMENTS

- ☒ None required
☐ Samples required prior to Bid Opening
☐ Samples may be required subsequent to Bid Opening

SECTION 255.05, FLORIDA STATUTES CONTRACT BOND

- ☒ None required
☐ Bond required 100% of Bid Award

QUANTITIES

- ☐ Quantities indicated are exacting
☒ Quantities indicated reflect the approximate quantities to be purchased Throughout the Contract period and are subject to fluctuation in accordance with actual requirements.

INSURANCE REQUIREMENTS

Insurance required

PAYMENT DISCOUNTS

- ☐ 1% 20, net 30
☐ 2% 10, net 30
☐ Other _____
☐ None Offered

ENTER YOUR BID FOR SOLICITATION 1411822647**TOTAL RESPONSE PRICE**

Total Response Price from Cell E110 the document entitled:
1411822647 Appendix B - Response Workbook

\$ 7,153,956.00


☐ I have read and understood the Sunshine Law/Public Records clauses contained within this solicitation. I understand that in the absence of a redacted copy my proposal will be disclosed to the public "as-is".

BIDDER CERTIFICATION

By submitting this Bid, the Bidder certifies that it has read and reviewed all of the documents pertaining to this Solicitation, that the person signing below is an authorized representative of the Bidding Company, that the Company is legally authorized to do business in the State of Florida, and that the Company maintains in active status an appropriate contractor's license for the work (if applicable). The Bidder also certifies that it complies with all sections (including but not limited to Conflict Of Interest and Ethics) of this Solicitation.

We have received addenda

1 through 1


Handwritten Signature of Authorized Officer of Company or Agent

Date

Sandra M. Sabatier - Secretary

Printed Name and Title

1411822647 Appendix B - Response Workbook				
Facilities - Repair and Maintenance of Generators				
Company Name				
Section I & II Instructions: Fill in all cells that are highlighted YELLOW. The estimated one year quantities are to be used as guidelines and are not a guarantee of work. All bid labor prices should include travel. No separate billable line item will be paid by JEA for travel. Labor time will be billable at start of work on site.				
SECTION I: LABOR COST				
Enter Labor Unit Prices for Technician hourly rates in column D. These prices will be utilized when labor is needed for the respective level of				
Item Number	Labor Description	Estimated hours per year	Per Hour Bid Price	Extended Price
Weekdays from 7:00 AM - 6:00 PM				
1.1	Level I Technician	1000	\$ 120.00	\$ 120,000.00
1.2	Level 2 Technician	800	\$ 110.00	\$ 88,000.00
1.3	Helper	40	\$ 100.00	\$ 4,000.00
Weekdays from 6:01 PM - 6:59 AM; Weekends; and JEA Holidays				
1.4	Level I Technician	100	\$ 180.00	\$ 18,000.00
1.5	Level 2 Technician	70	\$ 165.00	\$ 11,550.00
1.6	Helper	20	\$ 150.00	\$ 3,000.00
Special Weather Event Hourly Rate				
1.7	Level I Technician	180	\$ 180.00	\$ 32,400.00
TOTAL SECTION I			\$	276,950.00
SECTION II - CALL-OUT FOR EMERGENCY WORK				
Enter emergency call out unit prices in column D. This includes one (1) hour of labor for one (1) Level I Technician (additional hours necessary will be charged at the unit price by hour in Section I.) Call-out for emergency work may occur after regular work hours of 7:00 am - 6:00 pm Monday-Friday and JEA holidays.				
Item Number	Labor Description	Estimated # of Calls	Bid Price for Emergency Call Out	Extended Price
2.1	Unit price for emergency call-out	50	\$ 180.00	\$ 9,000.00
TOTAL SECTION II			\$	9,000.00
SECTION III - MONTHLY MAINTENANCE REQUIRED				
Enter monthly maintenance unit Prices in column D monthly visits estimated for a total of 9 visits, quarterly estimated at 2 visits and annual estimated at 1 visit. The estimated quantities are to be used as guidelines and are not a guarantee of work. Section III prices are broken down by monthly, quarterly and annually. JEA reserves the right to choose per unit to service monthly, quarterly, annually or suspend maintenance. All bid labor prices should include travel. No separate billable line item will be paid by JEA for travel. Labor time will be billable at start of work on site.				
Item Number	Generator Size	Number of Visits Per Year	Monthly Maintenance Per Unit Per Visit	Extended Price
3.1	Maintenance 0-19kW	2	\$ 95.00	\$ 1,710.00
3.2	Maintenance 20-39kW	7	\$ 95.00	\$ 5,985.00
3.3	Maintenance 40- 124kW	338	\$ 95.00	\$ 288,990.00
3.4	Maintenance 125- 199kW	75	\$ 100.00	\$ 67,500.00
3.5	Maintenance 200- 349kW	77	\$ 100.00	\$ 69,300.00
3.6	Maintenance 350- 549kW	27	\$ 105.00	\$ 25,515.00
3.7	Maintenance 550- 649kW	4	\$ 105.00	\$ 3,780.00
3.8	Maintenance 650- 899kW	7	\$ 110.00	\$ 6,930.00
3.9	Maintenance 900- 1499kW	8	\$ 115.00	\$ 8,280.00
3.10	Maintenance 1500- 1999kW	10	\$ 125.00	\$ 11,250.00
3.11	Maintenance 2000- 2999kW	2	\$ 190.00	\$ 3,420.00
3.12	Maintenance 3000- 3999kW	1	\$ 375.00	\$ 3,375.00
3.13	Maintenance Pony 0-25hp	23	\$ 95.00	\$ 19,665.00
3.14	Maintenance Pony 26-60hp	24	\$ 95.00	\$ 20,520.00
3.15	Maintenance Pony 61-80hp	7	\$ 100.00	\$ 6,300.00
3.16	Maintenance Pony 81-100hp	145	\$ 100.00	\$ 130,500.00
3.17	Maintenance Pony 101-175hp	6	\$ 105.00	\$ 5,670.00
3.18	Maintenance Pony 176-250hp	1	\$ 105.00	\$ 945.00
3.19	Maintenance Pony 251-425hp	7	\$ 110.00	\$ 6,930.00
3.20	Maintenance Pony 426-750hp	5	\$ 110.00	\$ 4,950.00
3.21	Fuel Tank Insp. >551 g	128	\$ -	\$ -
3.22	Fuel Tank Insp. <550 g	512	\$ -	\$ -
TOTAL SECTION III			\$	691,515.00
SECTION III - QUARTERLY MAINTENANCE REQUIRED				
Item Number	Generator Size	Number of Visits Per Year	Quarterly Maintenance Per Unit Per Visit	Extended Price
3.1	Maintenance 0-19kW	2	\$ 100.00	\$ 400.00
3.2	Maintenance 20-39kW	7	\$ 100.00	\$ 1,400.00
3.3	Maintenance 40- 124kW	338	\$ 100.00	\$ 67,600.00
3.4	Maintenance 125- 199kW	75	\$ 105.00	\$ 15,750.00
3.5	Maintenance 200- 349kW	77	\$ 105.00	\$ 16,170.00
3.6	Maintenance 350- 549kW	27	\$ 110.00	\$ 5,940.00
3.7	Maintenance 550- 649kW	4	\$ 110.00	\$ 880.00
3.8	Maintenance 650- 899kW	7	\$ 115.00	\$ 1,610.00
3.9	Maintenance 900- 1499kW	8	\$ 120.00	\$ 1,920.00
3.10	Maintenance 1500- 1999kW	10	\$ 130.00	\$ 2,600.00
3.11	Maintenance 2000- 2999kW	2	\$ 205.00	\$ 820.00
3.12	Maintenance 3000- 3999kW	1	\$ 390.00	\$ 780.00
3.13	Maintenance Pony 0-25hp	23	\$ 100.00	\$ 4,600.00
3.14	Maintenance Pony 26-60hp	24	\$ 100.00	\$ 4,800.00
3.15	Maintenance Pony 61-80hp	7	\$ 105.00	\$ 1,470.00
3.16	Maintenance Pony 81-100hp	145	\$ 105.00	\$ 30,450.00
3.17	Maintenance Pony 101-175hp	6	\$ 105.00	\$ 1,260.00
3.18	Maintenance Pony 176-250hp	1	\$ 110.00	\$ 220.00

Award #3 Supporting Documents 10/03/2024

3.19	Maintenance Pony 251-425hp	7	\$ 115.00	\$ 1,610.00
3.20	Maintenance Pony 426-750hp	5	\$ 115.00	\$ 1,150.00
3.21	Fuel Tank Insp. >551 g	128	\$ -	\$ -
3.22	Fuel Tank Insp. <550 g	512	\$ -	\$ -
TOTAL SECTION III				\$ 161,430.00
SECTION III - ANNUAL MAINTENANCE REQUIRED				
Item	Generator Size	Number of Units	Annual Maintenance Per Unit per year	Extended Price
3.1	Maintenance 0-19kW	2	\$ 750.00	\$ 1,500.00
3.2	Maintenance 20-39kW	7	\$ 875.00	\$ 6,125.00
3.3	Maintenance 40- 124kW	338	\$ 1,195.00	\$ 403,910.00
3.4	Maintenance 125- 199kW	75	\$ 1,350.00	\$ 101,250.00
3.5	Maintenance 200- 349kW	77	\$ 1,465.00	\$ 112,805.00
3.6	Maintenance 350- 549kW	27	\$ 2,050.00	\$ 55,350.00
3.7	Maintenance 550- 649kW	4	\$ 2,500.00	\$ 10,000.00
3.8	Maintenance 650- 899kW	7	\$ 3,060.00	\$ 21,420.00
3.9	Maintenance 900- 1499kW	8	\$ 4,995.00	\$ 39,960.00
3.10	Maintenance 1500- 1999kW	10	\$ 5,300.00	\$ 53,000.00
3.11	Maintenance 2000- 2999kW	2	\$ 6,000.00	\$ 12,000.00
3.12	Maintenance 3000- 3999kW	1	\$ 31,000.00	\$ 31,000.00
3.13	Maintenance Pony 0-25hp	23	\$ 404.00	\$ 9,292.00
3.14	Maintenance Pony 26-60hp	24	\$ 410.00	\$ 9,840.00
3.15	Maintenance Pony 61-80hp	7	\$ 420.00	\$ 2,940.00
3.16	Maintenance Pony 81-100hp	145	\$ 420.00	\$ 60,900.00
3.17	Maintenance Pony 101-175hp	6	\$ 475.00	\$ 2,850.00
3.18	Maintenance Pony 176-250hp	1	\$ 505.00	\$ 505.00
3.19	Maintenance Pony 251-425hp	7	\$ 630.00	\$ 4,410.00
3.20	Maintenance Pony 426-750hp	5	\$ 780.00	\$ 3,900.00
3.21	Fuel Tank Insp. >551 g	128	\$ 95.00	\$ 12,160.00
3.22	Fuel Tank Insp. <550 g	512	\$ 95.00	\$ 48,640.00
TOTAL SECTION III				\$ 1,003,757.00
SECTION IV - MISCELLANEOUS PARTS, EQUIPMENT AND MATERIAL COSTS (ITEMS WHICH MAY BE NECESSARY FOR REPAIRS)				
Enter markup % in column D. The estimated one year quantities are to be used as guidelines and are not a guarantee of work. A negative markup will indicate a discount for JEA off of normal pricing. Purchase receipts for pricing documentation is still required with Contractor invoice to JEA. The mark-up percentage shall not exceed 10%.				
Item	Estimated Usage per Year	Enter Markup %	Extended Price	
4.1	\$220,000.00	10%	\$	242,000.00
				\$ 242,000.00
ONE (1) YEAR ANNUAL ESTIMATE				\$ 2,384,652.00
Total Response Price				\$ 7,153,956.00
Transfer three (3) year total cost to Appendix B - Response Form				

Fee Proposal
Engineering Services
Kennedy 69kV Switchyard Cable Replacement

July 18, 2024

Mr. Jason Rinehart
JEA Substation Engineering
21 West Church Street, Tower 9
Jacksonville, Florida 32202

RE: Change order 07 – Additional efforts due to Cable Schedule and Cable Trench changes.

Introduction

Worley is grateful for this opportunity to serve JEA. As always, our goal is to ensure JEA's expectations are exceeded in a continuing effort to enhance our business relationship. We look forward to another successful project. Please do not hesitate to contact us if there are any questions.

Scope of Work

General Scope

This fee proposal covers design elements being added or changed to the Kennedy Cable Replacement project to be included in the IFC design package as pertaining to the "Final Cable Schedule", issued June 10, 2024.

Additional Scope due to cable schedule change

A new control cable schedule was provided to Worley on February 05, 2024. This schedule contained multiple changes and new cables added. We anticipate about 15 additional cables as a result. These additions/changes will need to be captured into the current design resulting in additional scope. The following key activities are expected to be performed:

1. Conduit sizing & routing
2. Update conduit race plan for phase 1 and phase 2
3. Update conduit schedule for phase 1 and phase 2

Fee Proposal
Engineering Services
Kennedy 69kV Switchyard Cable Replacement

Additional Scope due to cable trench survey findings

After reviewing the trench survey findings, Worley has adopted a different approach to the trench to avoid conflicts that were found subsurface. For the new approach Worley will produce additional trench related section drawings and update previously generated drawings. The following activities are expected to be performed:

1. Evaluate trench fill
2. Develop new trench sections
3. Update previously issued drawings with the new trench

Assumptions & Clarifications

1. JEA SP&C has provided a finalized cable schedule detailing the type and size of all required control cabling for the project. Worley will populate cable lengths and routing onto the cable schedule. Power cabling can be determined by Worley. The Scope of Work otherwise does not include any Protection & Controls activities by Worley.
 - a. Worley assumes the cable schedules (as listed above) received on February 05, 2024, to be the finalized revisions.
2. Worley assumes the project drawings will be prepared and issued in a single design package submission for construction (and not a staged, sequence set).
 - a. Worley also assumes only drawings necessary for this project will be prepared, without developing a Master Station drawing set as similarly done for the recent Nassau and Steelbald projects.
3. If / when notice-to-proceed is authorized by JEA to begin engineering, it is assumed JEA will fully fund the engineering effort within this proposal to allow Worley and Prosser to proceed to minimize potential schedule delays in completion of the engineering work.

Fee Proposal
 Engineering Services
 Kennedy 69kV Switchyard Cable Replacement

Fee Proposal

Price Structure and Terms & Conditions

Worley proposes to perform this work on a time and expense, not to exceed (T&E NTE) basis under the terms and conditions stipulated in the Substation General Engineering Services Contract JEA11242.

	Task	Price (T&E NTE)
	Cable schedule change	
	Conduit sizing and routing	\$15,426
	Update conduit race plan (Phase 1 and 2)	\$4,944
	Update conduit schedule (Phase 1 and 2)	\$4,944
	Project Management, Admin, Billing	\$6,350
	Total – Cable schedule change	31,664
	Cable trench related changes	
	Update / New trench drawings	\$10,762
	Project Management, Admin, Billing	\$2,721
	Total – Cable trench related changes	13,483
	<u>Grand Total</u>	\$45,147



Fee Proposal
Engineering Services

Merrill Rd. 26kV Switchyard T1 Replacement, Two Feeder Additions, & Bus Switch Relocations

March 15, 2024

Ryan Szoke
JEA Substation Engineering
21 West Church Street, Tower 9

Jacksonville, Florida 32202

**RE: FEE PROPOSAL (REVISION 1)
ENGINEERING SERVICES FOR THE MERRILL ROAD 26KV SWITCHYARD T1
REPLACEMENT, TWO FEEDER ADDITIONS, & BUS SWITCH RELOCATIONS**

Introduction

Worley is grateful for this opportunity in providing our services of quality and assurance towards a successful project. As always, our goal is to ensure JEA's expectations are exceeded in a continuing effort of our business relationship.

We look forward to another successful project with JEA. Please contact us with any questions.

Scope of Work

General Scope

The scope of this project is to design and detail the replacement of the existing 69-kV/26-kV T1 transformer and associated oil containment, installation of one (1) station service CT metering cabinet, extension of the 26kV bus to accommodate two (2) additional feeder circuit breakers of circuits 477 & 478, and the relocation of bus switches (5201 & 5202). Installation of 2-6" getaway conduits for each new breaker, from the circuit terminations to a new manhole located east along Merrill Road.

Additionally, all necessary civil and electrical design and engineering administration required to support the project, including interface with other JEA consultants and vendors, is covered in this proposal.



Fee Proposal Engineering Services

Merrill Rd. 26kV Switchyard T1 Replacement, Two Feeder Additions, & Bus Switch Relocations

Worley will modify and develop as needed all design drawings required under this scope in MicroStation V8 format utilizing JEA title blocks. Drawings can be provided in AutoCAD format if preferred.

Detailed Scope

The tasks identified by JEA for this project are as follows:

1. Project management – Worley will provide Project management support for the investigative processes (soil boring, soil resistivity tests, Geotech report) and subsurface surveying (if necessary).
2. Electrical Design - Worley will develop all drawings necessary to fully depict details of the additions/modifications required under this scope. Additionally, Worley will create a demolition set showing the removal of the existing transformer T1 and relocation of the disconnect switches (5201 & 5202).
3. Raceway / Conduit – Existing conduit plan/detail drawing modifications for depicting the installation of conduits for new 26kV breakers, installation of 2-6" getaway conduits for each breaker UG getaway, from the new circuit terminations to the substation fence. JEA's distribution group will provide design to install 2-6" conduit/duct bank from the substation fence to a new manhole located east of the substation along Merrill Road. This proposal assumes the new manhole and UG 3-1000AL cabling will be by JEA. Worley will coordinate with JEA's distribution engineer for a smoother transition between substation and UG scope of work. A conduit schedule will be developed for all new conduits required. JEA will provide the cable schedule at 30% checkpoint.
4. Grounding - Calculation and design drawings including details will be developed for grounding required to accommodate the new breaker and steel equipment. Additionally, the scope includes redraw of the grounding plan drawing based on final ground grid layout from (CEDGS) grounding calculation model and historical JEA's drawings. Field verification if required will be by JEA.
5. Lightning Protection - Calculation and design drawings including details will be developed to provide lightning protection coverage for the new expansion.
6. AC/DC Calculation – Worley will evaluate the existing AC/DC station service system capacity to determine whether the existing AC/DC station service systems have adequate capacity to handle new installations or not. If it's determined that the existing AC/DC station service systems don't have adequate capacity, additional funding will be required if JEA desires to proceed with upgrading the existing AC/DC station service systems. Worley will be using SKM to perform these calculations. Additionally, the scope includes redraw of the low voltage AC/DC diagrams based on field verifications through visual inspection only and based on AC/DC engineering contents shown on the existing station drawings. Electrical point to point verification if required will be performed by JEA's testing contractor.
7. Engineering Drawings - All existing drawings modified will be placed on JEA construction drawing title blocks. At a minimum, the following will be provided by Worley for design checkpoints:
 - a. 10%



Fee Proposal
Engineering Services

Merrill Rd. 26kV Switchyard T1 Replacement, Two Feeder Additions, & Bus Switch Relocations

- i. Single Line
 - ii. Specification for Site Survey
 - iii. Specification for Geotechnical Investigation
 - b. 30%
 - i. Demolition Drawings
 - ii. Site Plan
 - iii. General Arrangement Plan
 - iv. Electrical Plan
 - v. Electrical Sections
 - vi. Preliminary Foundation Plan
 - vii. Preliminary T1 Foundation Retrofit Design
 - viii. Preliminary T1 Oil Containment Design
 - ix. Preliminary Conduit Plan (cable schedule to be provided by JEA during 30% checkpoint)
 - x. Preliminary Grounding Plan/Calc
 - xi. Preliminary Low Voltage Design (using SKM software)
 - c. 90%
 - i. Demolition Drawings
 - ii. Cover sheet
 - iii. Finalized Foundation Plan and Detail
 - iv. Finalized T1 Foundation Retrofit Design
 - v. Finalized T1 Oil Containment Design
 - vi. Finalized Conduit Plan, Detail, Fill Calcs, & Schedule
 - vii. Finalized Grounding Plan, Detail, & Calc Report
 - viii. Finalized Low Voltage Design (with metering CT for the back-up AC source)
 - ix. Cable Schedule
 - x. Finalized Bill of Materials
 - xi. Specific instructions and Construction Specifications Document
 - d. IFC
 - e. As-builts
8. Substation Structural Packager Drawings Review and Coordination – Worley will review and recommend approval of vendor provided drawings, calculations, and documents. Worley assumes one (1) review cycle in the base price, but additional review cycles can be added upon request.
9. Meetings – Worley will schedule the 10%, 30%, and 90% checkpoints virtual meetings.
10. Engineering Assistance During Construction – Worley will provide up to 50 hours of assistance during the construction phase of the project on an as-requested basis. This will include pre-construction meetings and one (1) on-site visits for questions and/or clarifications on design submittals. Review of Concrete Mix Design included.

Not included in Scope:



Fee Proposal Engineering Services

Merrill Rd. 26kV Switchyard T1 Replacement, Two Feeder Additions, & Bus Switch Relocations

1. Relaying & Metering scope – All Protection and Control (P&C) relaying and metering scope will be handled by JEA.
2. Worley assumes that field investigations and photos from field walkdowns will be provided by JEA.
3. Generation of steel structure calculations, steel structure details, steel general arrangement, anchor bolt plan and details, and material list.
4. Roadway & Surfacing Plans, Grading & Drainage Plans, E&S Plans, and Fencing Plans.
5. Worley scope of work will be limited to outdoor equipment only. No design modification is expected inside the control building from a substation Physical/Electrical standpoint and all design activities required inside the control building are assumed to be completed by JEA.
6. The demarcation point of the 26kV conduits scope will be at the substation fence or up to 5 feet beyond fence line. Worley will provide design inside the substation and JEA's distribution group will be responsible for any scope outside the substation fence.
7. Worley assumes that existing transformer T1 conduits within the substation will be reused.

Deliverables

1. A complete set of civil and electrical design drawings will be provided to JEA for construction in MicroStation Connect .DGN files and PDF; scalable to 11" x 17" and 24" x 36" including a PDF of the complete drawing set combined.
2. Electronic files of applicable studies and calculations (Grounding, Lightning, AC/DC Studies).

Assumptions & Clarifications

1. JEA will provide a complete cable schedule detailing the type and size of all required CT, VT, AC/DC Power, and control cabling for the project. Worley will populate cable lengths and routing onto the cable schedule. The Scope of Work otherwise does not include any Protection & Controls (P&C) activities by Worley. Cable schedule to be provided by JEA during 30% checkpoint.
2. All new cables not included in JEA's P&C scope of work will be designed by Worley. Worley will coordinate with JEA's P&C group to identify these cables during 90% design stage.
3. Worley assumes that JEA will provide information regarding any existing subsurface utility before designing/routing new UG cables or performing additional surveys.
4. Worley assumes that JEA will provide required existing drawings in native CAD format, and that the scope changes will be depicted by modifying the provided existing drawings. The scope does not include time for developing required missing drawings.
5. Worley assumes that the following data will be provided by JEA to perform grounding study.
 - a. JEA's design fault current report to be used for the ground study, with maximum fault current value, desired future margin, fault clearing time, and system X/R ratio



Fee Proposal
Engineering Services

Merrill Rd. 26kV Switchyard T1 Replacement, Two Feeder Additions, & Bus Switch Relocations

- b. Latest versions of all existing station ground grid drawings
 - c. Existing ground study report (if available)
 - d. Current grounding standards and reference drawings
6. All calculations are prepared for Worley's internal record and there will not be any official submission of the formal calculation report.
 7. Worley have not included any hours for illumination design or lighting study.
 8. Worley will use SKM for the LV calculations and provide calculation reports. Native files will be provided to JEA at the completion of the project.
 9. Since site modifications will be held to a minimum, Worley does not anticipate any stormwater analysis will be required.
 10. Worley assumes landscaping of the site and proximity will not warrant any upgrades.
 11. Since this is an existing facility and the limits of disturbance will be less than one (1) acre, Worley assumes no permitting will be required for this work.
 12. Worley assumes there are no contaminants on-site and there are no below-grade facilities that will affect anticipated design and construction.
 13. Budget for construction support and as-built drawings are only an allowance. We have estimated about 130 hours for this activity.
 14. Worley will use our subcontract partners to perform the survey and geotechnical investigations. The current budget estimated is only an allowance and may need adjustment based on the extent of site investigations needed.

Schedule

Worley anticipates the below preliminary schedule for the project.

Task	Date	Details
Notice to Proceed	04/22/24	Contract award
Kickoff	04/25/24	Kickoff meeting
10% IFR	06/14/24	Modified single line drawing
10% IFR review comments	06/21/24	JEA to provide comments on 10% IFR package
30% IFR	08/14/24	SLD/Plan view/Sections/Foundation plan/Grounding plan



Fee Proposal Engineering Services

Merrill Rd. 26kV Switchyard T1 Replacement, Two Feeder Additions, & Bus Switch Relocations

30% IFR review comments	08/21/24	JEA to provide comments on 30% IFR package
90% IFR	11/25/24	Final review package to include all project drawings and specifications.
90% IFR review comments	12/02/24	JEA to provide comments on 90% IFR package
100% IFC	12/16/24	Final construction package to include all project drawings and documents.

Worley will coordinate with JEA on the proposed 10%, 30%, 90% and 100% design submission dates.

Fee Proposal

Price Structure and Terms & Conditions

Worley proposes to perform this work on a time and expense not to exceed (T&E NTE) basis under the terms and conditions stipulated in the Transmission and Substation General Engineering Services Contract 11242.

Expenses are proposed as pass through reimbursable for travel and other direct receipt expenses (e.g. wood stakes, marking paint, etc.) on an as-needed basis if or when JEA requests travel events.

Task	Price
Vendor package review	\$6,633
Site investigations (Specifications, Review etc.)	\$34,005
Drawings (Physical/Electrical)	\$71,250
Drawings (Civil/structural)	\$41,675
Calculations (Physical/Electrical)	\$60,715
Calculations (Civil/structural)	\$9,653
Project Management, Meetings, coordination, Site Visit, QA/QC, Design review	\$31,349
<i>Engineering Total</i>	<i>\$255,280</i>
Geotech investigations and utility survey (Only allowance)	\$26,500
Estimated Expenses	\$2000
Construction Support and as-builts (Only allowance)	\$25,032
<i>Grand Total</i>	<i>\$308,812</i>



Fee Proposal
Engineering Services

Merrill Rd. 26kV Switchyard T1 Replacement, Two Feeder Additions, & Bus Switch Relocations

Please feel free to contact our office with any questions. We look forward to a successful relationship with JEA and thank you for the opportunity to provide our services to your company.

Sincerely,

Gireesh Nair

Portfolio Director, Worley.

JEA
225 North Pearl Street
Jacksonville, FL 32202-4513
United States

Type	Standard Purchase Order
Purchase Order	220898
Revision	0
Order Created Date	22-APR-2024
Buyer	Holloway, Victoria
Telephone	
Email	hollvl@jea.com
Revision Date	

Company:
Worley Group, Inc.
2675 MORGANTOWN ROAD
READING, PA 19607
United States

Ship To	Bill To
225 North Pearl Street Jacksonville, FL 32202 United States	acctpaycustsrv@jea.com

Customer Account No.	Company No.	Payment Terms	Freight Terms	FOB	Transportation	Ship Via
	920451	NET 30	Paid	DESTINATIO N		BEST WAY
Company Contact				Requester		
				Young, Joseph younjp@jea.com		

Notes to Company:

THIS PURCHASE ORDER IS YOUR NOTICE TO PROCEED. THE TERMS AND CONDITIONS OF JEA CPA 208664 for 1410611046 - ENG. SVS SUBSTATIONS, AWARED 10.27.2022, SUPERSEDE THE TERMS AND CONDITIONS CONTAINED ON THIS PURCHASE ORDER. NO EXCEPTIONS SUBMITTED BY THE COMPANY ARE ACCEPTED BY JEA UNLESS SPECIFICALLY STATED IN THE PURCHASE ORDER.

INVOICES MUST BE SENT TO:

ACCTPAYCUSTSRV@JEA.COM

INVOICES SENT TO ANY OTHER E-MAIL ADDRESS WILL NOT BE PAID.

ALL INVOICES MUST REFERENCE THIS PURCHASE ORDER NUMBER.

TO ASSURE ACCURATE DELIVERY AND PAYMENT, ALL INVOICES AND PACKING SLIPS MUST CONTAIN THE PURCHASE ORDER NUMBER, RELEASE NUMBER (if applicable), LINE NUMBER, AND SHIPMENT LOCATION.

SHIPMENTS WITH INCOMPLETE PACKING SLIP MAY BE REJECTED AND RETURNED AT THE SUPPLIER'S EXPENSE.

JEA

Standard Purchase Order 220898 Rev 0

INVOICE AND PAYMENT INQUIRIES SHOULD BE ADDRESSED TO:

ACCTPAYCUSTSRV@JEA.COM

SUPPLIERS CAN LOOK UP THE STATUS OF SUBMITTED INVOICES BY NAVIGATING TO JEA.COM, ABOUT, PROCUREMENT, LOOK UP AND INVOICE.

OR

COPY AND PASTE THE TEXT LINK BELOW INTO THE ADDRESS BAR ON YOUR BROWSER:

https://www.jea.com/about/procurement/look_up_an_invoice/

THIS PURCHASE ORDER IS ISSUED WITH JEA'S STANDARD PAYMENT TERMS:

30 DAYS, NET INVOICE RECEIPT BY JEA.

JEA WOULD LIKE TO OFFER ANY OR ALL OF THE FOLLOWING OPTIONAL PAYMENT TERMS, ONE OF WHICH MAY BE EXECUTED AT THE REQUEST OF THE SUPPLIER, BY CORRESPONDING (BY EMAIL) TO THE ISSUING BUYER:

1% 20, NET 30

2% 10, NET 30

SUPPLIER MAY REQUEST ALTERNATE PAYMENT TERMS FOR JEA'S CONSIDERATION, HOWEVER, ALTERNATE PAYMENT TERMS ARE NOT EFFECTIVE UNTIL ACCEPTANCE BY JEA. JEA MAY ELECT TO ACCEPT THE ALTERNATE OR OPTIONAL PAYMENT TERMS AND ISSUE A CHANGE ORDER, OR MAINTAIN THE JEA STANDARD PAYMENT TERMS.

**** PLEASE NOTE ALL PAYMENT DATES ARE CALCULATED FROM THE DATE OF THE INVOICE RECEIPT BY ACCOUNTS PAYABLE. *****

Please formally accept this order by 24-APR-2024

Line	Part Number / Description	Delivery Date/Time	Quantity	UOM	Unit Price	Amount
1	CPA 208664. NEW PO FOR PN 8009313. T3.1. MERRILL RD T1 REPLACEMENT AND 2 FEEDER BREAKER ADDITIONS - SUBSTATION. WORLEY - PARTIAL PO FOR 50% OF SUBSTATION ENGINEERING DESIGN SCOPE OF WORK PER QUOTE DATED 3/15/24.					\$127,640.00
	CONTACT: SZOKRM@JEA.COM RYAN SZOKE 904 665 4098					
	THE TERMS AND CONDITIONS OF JEA11242 REPLACE THE TERMS AND CONDITIONS AT THE END OF THIS CONTRACT PURCHASE AGREEMENT.					
	JEA WILL ISSUE STANDARD PURCHASE ORDERS FOR ASSIGNED TASKS. THE ZYCUS CONTRACT NUMBER WILL SUPERSEDE THE TERMS AND CONDITIONS AT THE END OF THIS PURCHASE ORDER.					
	INVOICES MUST BE SENT TO:					
	ACCTPAYCUSTSRV@JEA.COM					
	INVOICES SENT TO ANY OTHER E-MAIL ADDRESS WILL NOT BE PAID.					

JEA

Standard Purchase Order 220898 Rev 0

Line	Part Number / Description	Delivery Date/Time	Quantity	UOM	Unit Price	Amount
<p>ALL INVOICES MUST REFERENCE THIS PURCHASE ORDER NUMBER.</p> <p>TO ASSURE ACCURATE DELIVERY AND PAYMENT, ALL INVOICES AND PACKING SLIPS MUST CONTAIN THE PURCHASE ORDER NUMBER, RELEASE NUMBER (if applicable), LINE NUMBER, AND SHIPMENT LOCATION.</p> <p>SHIPMENTS WITH INCOMPLETE PACKING SLIP MAY BE REJECTED AND RETURNED AT THE SUPPLIER'S EXPENSE.</p> <p>INVOICE AND PAYMENT INQUIRIES SHOULD BE ADDRESSED TO:</p> <p>ACCTPAYCUSTSRV@JEA.COM</p> <p>SUPPLIERS CAN LOOK UP THE STATUS OF SUBMITTED INVOICES BY NAVIGATING TO JEA.COM, ABOUT, PROCUREMENT, LOOK UP AND INVOICE.</p> <p>OR</p> <p>COPY AND PASTE THE TEXT LINK BELOW INTO THE ADDRESS BAR ON YOUR BROWSER:</p> <p>https://www.jea.com/about/procurement/look_up_an_invoice/ This line references Contract Agreement 208664</p> <p>1 Ship To: Use the ship-to address at the top of page 1</p>						
						Total: 127,640.00 (USD)

Approving Authority

Jenny G. McCollum,
Chief Purchasing Officer

JEA

Standard Purchase Order 220898 Rev 0

JEA AND ST. JOHNS RIVER POWER PARK (SJRP)
PURCHASE ORDER TERMS AND CONDITIONS

1. The term .Company. shall mean the legal person, firm, corporation or any other entity, or business relationship with whom JEA has issued a Purchase Order to or has executed a Contract with.
2. Acceptance of this purchase order is limited to the terms on the face hereof and these Purchase Order Terms and Conditions. Additional or modified terms on Company.s form are objected to and rejected and shall be deemed a material alteration hereof.
3. TAX INSTRUCTIONS: Do not include sales and use tax. We remit tax directly to State of Florida. Registration for JEA 85-8012753002C-9; for SJRP TPP-0142. Certificate of FET exempt # for JEA 59-2983007; for SJRP 59-2351813.
4. JEA will issue payment to the Company for the amount requested in accordance with the payment terms listed herein following the date the invoice is received by JEA. JEA may reject an improper invoice within 10 calendar days after receipt. JEA will return the invoice to the Company stating the reasons for rejection. Upon receipt of an acceptable revised invoice, JEA will issue payment to the Company for the revised amount within the original payment terms or 10 days, whichever is latest.
5. JEA reserves the right to terminate all or part of this contract for its convenience. In such event, Company shall immediately stop all work and observe any instructions from JEA as to work in process. Company shall be paid an equitable adjustment for work already performed.
6. JEA may also terminate all or part of this contract for cause in the event of a default by Company. In such event, JEA shall not be liable to Company for any amounts, and Company shall be liable for, and shall hold JEA harmless from, any damages occasioned by the Company.s breach or default. If it should be determined that the JEA has improperly terminated this contract for default, such termination shall be deemed to be for JEA.s convenience.
7. Company warrants that all goods or services furnished hereunder shall be merchantable, and free from any defects in workmanship or material. If Company has been informed of the use of the products, Company also warrants that the items furnished hereunder are suited and appropriate for such use. Company shall indemnify and save the JEA harmless from any breach of this warranty, and no limitations on JEA.s remedy in Company.s documents shall operate to reduce this indemnification. Company shall extend all warranties it receives from its vendors to JEA. This warranty is in addition to all warranties contained under the law.
8. Company warrants that the prices quoted hereunder are the lowest prices inclusive of all applicable discounts for these or similar articles sold by the Company to other customers, and in the event of any price reduction between execution of the purchase order and delivery of the goods, JEA shall be entitled to such reduction.
9. JEA may delay delivery or acceptance of goods in the event of any unforeseen event. Company shall hold the goods pending JEA.s direction, and JEA shall be liable only for direct increased costs incurred by the Company by reason of JEA.s instructions.
10. JEA or representatives shall be allowed access to Company.s plants and to plants of Company.s suppliers to expedite production and shipment of goods. Company shall upon timely request furnish schedules and progress reports for JEA.s use in expediting.
11. JEA shall have the right to make changes in this order at any time and Company agrees to accept such changes. In the event such changes result in decreased or additional costs, JEA shall make an equitable adjustment in the purchase price provided any additional costs are itemized for JEA by Company.
12. Company agrees to hold JEA harmless from any patent or similar proceedings which are based on products sold by the Company hereunder. Company shall defend any such suits at its own expense, and JEA shall have the right to have such litigation monitored by its own counsel at the expense of Company.
13. For ten dollars (\$10.00) acknowledged to be included and paid for in the purchase price and other good and valuable considerations, the Company shall hold harmless, defend and indemnify JEA (and if applicable, Florida Power & Light Company (.FPL.), for purchases pertaining to the St. Johns River Power Park facility) against any claim, action, loss, damage, injury, liability, cost and expense of whatsoever kind or nature (including, but not by way of limitation, reasonable attorney.s fees and court costs) arising out of injury (whether mental or corporeal) to persons, including death, or damage to property, arising out of or incidental to the negligence, recklessness or intentional wrongful misconduct of Company and any person or entity used by Company in the performance of this Purchase Order or associated Contract. For purposes of this indemnification, the terms .JEA. and .FPL. shall include their governing boards, officers, employees, agents, successors, and assigns. The indemnification shall survive the term of the Purchase Order or associated Contract, for events that occurred during the term of this agreement. This indemnification shall be separate and apart from, and in addition to, any other indemnification provisions set forth elsewhere in this Purchase Order or associated Contract.
14. In the event that Company.s performance or contemplated performance of services hereunder, by Company.s employees or by persons under contract to Company, is to be done on JEA.s property, Company agrees that all such work shall be done as an independent contractor and that the persons doing such work shall not be considered employees of JEA. Company shall maintain all necessary insurance coverages, including public liability and Worker.s Compensation insurance. Company shall indemnify and save harmless and defend JEA from any and all claims of liabilities arising out of the work covered by this paragraph.
15. Payment for the goods delivered under this order shall not be deemed acceptance of such goods. Goods shall only be deemed accepted when they have actually been counted, inspected and tested by the JEA and found to be in conformance with this order. However, failure to inspect or test by JEA shall not relieve the Company of any responsibilities hereunder.
16. Time is of the essence on this contract. Company shall take all reasonable actions, including but not limited to use of overtime and shipment by expedited means, all at Company.s expense, to meet promised delivery.

JEA

Standard Purchase Order 220898 Rev 0

17. This purchase order shall be governed by the laws of the State of Florida. All goods or services offered by Company pursuant to this contract shall comply with, satisfy and be subjected to all applicable codes, ordinances, rules and regulations of any governmental authority having jurisdiction, including the Florida Public Records law.
18. Material Safety Data Sheets (MSDS) must accompany shipments of any items containing toxic substances listed in Chapter 442, Florida Statutes.
19. This purchase order and any documents referred to on the face hereof and these Purchase Order Terms and Conditions constitute the entire agreement between the parties and can only be modified by change order. No part of this order may be assigned or subcontracted without the prior written approval of JEA. Any monies due JEA from Company can be set off from any monies due Company from JEA whether or not under this contract. JEA's failure to insist on any right shall not operate as a waiver of any other right.



Formal Bid and Award System

Award #4 October 3, 2019

Type of Award Request: INVITATION TO NEGOTIATE (ITN)
Request #: 6514
Requestor Name: Gordon, Joshua E. - Mgr Energy Contract Management
Requestor Phone: 904-665-5149
Project Title: Overhead Transmission & Distribution and Underground Distribution Construction and Maintenance Services
Project Number: 20422, 8005992
Project Location: JEA
Funds: Capital
Budget Estimate: \$44,000,000.00

Scope of Work:

The purpose of this Invitation to Negotiate (the "ITN") is to solicit pricing and select up to two (2) companies that can provide overhead and underground distribution and transmission maintenance, construction and repair services at the best value and lowest cost to JEA.

Companies may bid on overhead services or underground services or both. The award will be made on a lowest price for each scope of services. Each scope of work is briefly defined below as:

Overhead distribution and maintenance: The scope of work includes pole removal, pole delivery, neighborhood overhead to underground conversion projects, pole maintenance, pole replacement, voltage conversion, and new line construction. Work includes projects that will restore electricity and increase reliability. Immediate response in emergencies and hurricanes is required. JEA will provide all standard materials. Contractor may provide miscellaneous materials. Contractor may be required to work alongside JEA's own work forces or other contractor's work forces.

Underground distribution and maintenance: The scope of work includes construction and maintenance of distribution facilities of pre-cast and cast-in-place reinforced manholes, reinforced concrete duct banks and open trenching or directional drilled conduit. The work also includes the installation and removal of primary and secondary cables, street lights, and street light cables associated with an underground electrical distribution system. Work will also include projects that will restore electricity and increase system reliability. An immediate response in emergencies and hurricanes is required.

Work may be assigned by the following methods:

- Lump Sum Bidding by the contract holders
- Time and Materials or Unit Work on a Task Authorization method.

Individual Task Authorizations associated with this Contract will be limited to a maximum value of \$750,000.00 for all **maintenance & repair** projects for any business unit.

Individual Task Authorizations for **new construction or improvement projects** will be limited to a maximum value of \$75,000.00, pursuant to Florida Statutes.

This Service Contract will positively affect JEA Measures of Value:

- Customer Value: Maintenance programs increase operational reliability and stability
- Community Impact Value: Improved operational reliability of the plant
- Environmental Value: Improved operating equipment efficiency decreases overall impact on the

Award #5 Supporting Documents 10/03/2024**JEA IFB/RFP/State/City/GSA#:**

069-19

Purchasing Agent:

Lovgren, Rodney D.

Is this a Ratification?:

NO

RECOMMENDED AWARDEE(S):

Name	Contact Name	Email	Address	Phone	Amount
SPE UTILITY CONTRACTORS FD, LLC	Sven Steuber	steuber@spepowerfd.com	8494 South County Road 39, Plant City, FL 33567	(813) 326-1099	\$20,089,154.47 (Overhead)
HEART UTILITIES OF JACKSONVILLE INC	Scott Barry	scottbarry@heartutilities.com	1180 Lane Avenue S. Jacksonville, FL 32205	(904) 695-3385	\$20,974,734.30 (Underground)

Amount for entire term of Contract/PO:

\$41,063,888.77

Award Amount for remainder of this FY:

\$6,159,583.26

Length of Contract/PO Term:

Five (5) Years, Two (2) – 1 Yr. Renewals

Begin Date (mm/dd/yyyy):

01/01/2020 (SPE); 10/30/2019 (Heart)

End Date (mm/dd/yyyy):

12/31/2024 (SPE); 10/29/2024 (Heart)

Renewal Options:

Two (2), 1 Yr. Renewals

JSEB Requirement:

N/A - Optional

BIDDERS:**OVERHEAD**

Name	First Round	BAFO	Rank
SPE UTILITY CONTRACTORS	\$20,089,491.01	\$20,089,154.47	1
PIKE ELECTRIC	\$21,455,705.98	\$21,455,705.98	2
SUMTER UTILITIES	\$23,393,283.20	\$23,393,240.60	3
C AND C POWERLINE	\$25,960,826.60	\$25,854,477.48	4
PRIMORIS T&D	\$26,229,962.55	N/A	5
WHITE ELECTRICAL	\$26,671,310.25	N/A	6
HOOVER CORPORATION	\$27,794,042.56	N/A	7
HENKELS & MCCOY	\$28,765,488.00	N/A	8
THE L.E. MEYERS CO.	\$29,593,024.24	N/A	9
EXTREME POWERLINE	\$25,000,000.00	DQ – MIN QUALS	DQ

UNDERGROUND

UNDERGROUND

Name	First Round	BAFO	Rank
HEART UTILITIES OF JACKSONVILLE	\$20,747,993.25	\$20,974,734.30*	1
INFRATECH CORPORATION	\$25,551,750.74	\$24,297,911.34	2
C AND C POWERLINE	\$26,902,188.36	\$24,701,472.51	3
HENKELS & MCCOY	\$27,686,388.00	N/A	4
PRIMORIS T&D	\$32,215,718.64	N/A	5

*Heart Utilities Final Revised BAFO increased due to a JEA Forecast correction. Their initial submitted BAFO was less than their first round bid price.

Background/Recommendations:

Advertised on 04/09/2019. Twenty-three (23) companies attended the mandatory pre-response meeting held on 04/25/2019. At response opening on 05/14/2019, JEA received ten (10) Responses for overhead services and five (5) Responses for underground services. Four (4) overhead Respondents and three (3) underground Respondents were shortlisted. The shortlisted Respondents were invited to submit Best and Final Offers (BAFOs). JEA evaluated the companies on price and SPE Utilities (overhead) and Heart Utilities (underground) are deemed the lowest responsive and responsible Respondents. A copy of the Response Forms and Workbooks are attached as backup.

This award is the result of a Cascade Savings Initiative Project aimed at looking at specific areas with significant spend and potential for savings. Procurement worked the Electric System Construction & Maintenance group and identified the unit price contracts for Overhead and Underground Transmission and Distribution as an area of opportunity. It was noted that the last time these services were bid out, it had relatively low participation (four bidders for overhead, three bidders for underground), and had used a hard bid format with construction cost factors, in which JEA provided unit cost and vendors bid a cost multiplier. This time, JEA decided to use a workbook format with estimated quantities based on historical usage. JEA also used an ITN format to allow for clarifications and negotiations with short-listed Respondents. Procurement benchmarked the industry and developed a solicitation approach in line with current markets. The result is a significant savings, in a labor market that has been increasing over past three years.

Rather than cut FY20 Capital budgets, the business unit will perform capital budget reviews periodically and make adjustment as business needs change through the performance of the contract.

Contract prices will remain firm through the first year of the Contract. The Contractor must request a Consumer Price Increase (CPI) annually. Unless the Contractor and JEA make other agreements, the annual price adjustment for the Contract shall be in accordance with the Consumer Price Index for all urban consumers published monthly by the U.S. Department of Labor, Bureau of Labor Statistics.

The total cost difference is comparing the current pricing with the proposed pricing (+/-). The total sourcing savings is determined by negotiations, BAFO savings and result for this award:

- Overhead forecast savings: \$1,057,166.03 (Average 5% reduction compared to current pricing)
- Underground forecast savings: \$2,054,012.40 (Average 8.9% reduction compared to current pricing)
- Total Cost Difference Savings: \$3,111,178.43


Award #5 Supporting Documents 10/03/2024

069-19 – Request approval to award a five year contract to SPE Utility in the amount of \$20,089,154.47 for Overhead Transmission & Distribution construction and repair services, and a five year contract Heart Utilities in the amount of \$20,974,734.30 Transmission and Distribution construction and repair services, for a total award amount of a not to exceed amount of \$41,063,888.77 subject to the availability of lawfully appropriated funds.

Manager: Gordon, Joshua E. - Mgr Energy Contract Management
Director: Mathews, Jeremy K. - Dir Energy Distribution
Sr. Director: Erixton, Ricky D. - Sr. Dir Transmission & Distribution
VP: Anders, Caren B. - VP/GM Energy

APPROVALS:

 10/3/19
Chairman, Awards Committee Date

 10/3/19
Manager, Operating Budgets Date

Appendix B – **BAFO** Bid Form

069-19 Overhead and Underground Electrical Maintenance, Construction and Repair Services

Submit an electronic copy of the Bid Form and Bid Workbook (including an excel version) by email to: lovgrd@jea.com by the Best and Final Offer Due Date.

Company Name: Heart Utilities of Jacksonville, Inc.

Company's Address: 1180 Lane Avenue S Jacksonville FL 32205

License Number (if applicable)

Phone Number: 904 695-3383 FAX No: 904 695-3385 Email Address: scottbarry@heartutilities.com

BID SECURITY REQUIREMENTS

- ☐ None required
☒ Certified Check or Bond (Five Percent (5%))

TERM OF CONTRACT

- ☐ One Time Purchase
☒ Annual Requirements – 5 yrs, w/ 2, 1yr optional renewals
☐ Other, Specify -

SAMPLE REQUIREMENTS

- ☒ None required
☐ Samples required prior to Bid Opening work.
☐ Samples may be required subsequent to Bid Opening

SECTION 255.05, FLORIDA STATUTES CONTRACT BOND

- ☐ None required
☒ Bond required \$1,000,000 / year (per Item No. listed below) or value of

QUANTITIES

- ☐ Quantities indicated are exacting
☒ Quantities indicated reflect the approximate quantities to be purchased Throughout the Contract period and are subject to fluctuation in accordance with actual requirements.

INSURANCE REQUIREMENTS

Insurance required

PAYMENT DISCOUNTS

- ☐ 1% 20, net 30
☐ 2% 10, net 30
☐ 3% 5, net 30
☐ Other _____
☐ None Offered

Item No	ENTER YOUR BID FOR THE FOLLOWING	Total Bid Price
1	Overhead Distribution Services Total Bid Price (From the Bid Workbook) (Total Bid Price from Round 1 cannot be Increased in BAFO Round)	\$ No Bid
2	Underground Distribution Services Total Bid Price (From the Bid Workbook) (Total Bid Price from Round 1 cannot be Increased in BAFO Round)	\$ 20,974,734.30
3	Percent Fuel Cost for quarterly fuel adjustment invoice (see Price Adjustment in Solicitation) (Cannot be Increased in BAFO Round)	3 %

BIDDER'S CERTIFICATION

By submitting this Bid, the Bidder certifies that it has read and reviewed all of the documents pertaining to this Solicitation, that the person signing below is an authorized representative of the Bidding Company, that the Company is legally authorized to do business in the State of Florida, and that the Company maintains in active status an appropriate contractor's license for the work (if applicable). The Bidder also certifies that it complies with all sections (including but not limited to Conflict Of Interest and Ethics) of this Solicitation.

We have received addenda

1 through 7

Handwritten Signature of Authorized Officer of Company or Agent

9-12-19
Date

Edward Young, Sr. President
Printed Name and Title

Acknowledge receipt of this addendum on the Response Form

Section & Group	BAFO - Appendix B - Bid Workbook						
	069-19 JEA Overhead and Underground Electrical Maintenance, Construction and Repair Services (UNDERGROUND)						
Section A or B / Group	Bid Item	JEAS Standard	JEAS DESCRIPTION	Unit Price	UOM	Five Year Forecast	Extended Price
SEC A / GROUP I - BORE AND JACK (OUTSIDE DOWNTOWN)	22602	DIR-BORE*1	DIRECTIONAL BORE 1" CONDUIT, LF	\$ 15.00	LF	14361	\$ 215,415.00
	22603	DIR-BORE*2	DIRECTIONAL BORE 2" CONDUIT, LF	\$ 20.00	LF	108338	\$ 2,166,760.00
	22604	DIR-BORE*3	DIRECTIONAL BORE 3" CONDUIT, LF	\$ 21.00	LF	47001	\$ 987,021.00
	22605	DIR-BORE*4	DIRECTIONAL BORE 4" CONDUIT, LF	\$ 21.00	LF	18293	\$ 384,153.00
	22625	DIR-BORE*2-4	DIRECTIONAL BORE 2-4" CONDUIT, LF	\$ 23.00	LF	27901	\$ 641,723.00
	22606	DIR-BORE*6	DIRECTIONAL BORE 6" CONDUIT, LF	\$ 26.00	LF	8100	\$ 210,600.00
	22626	DIR-BORE*2-6	DIRECTIONAL BORE 2-6" CONDUIT, LF	\$ 33.00	LF	30150	\$ 994,950.00
SEC A / GROUP II - BACKFILL (DOWNTOWN)	20102	BKFL	BACKFILL, COMPACTED, CY	\$ 32.00	CY	1	\$ 32.00
SEC A / GROUP II - BACKFILL (DOWNTOWN & OUTSIDE DOWNTOWN)	20101	BASE COURSE	BASE COURSE, CY	\$ 48.00	CY	1	\$ 48.00
	20103	BKFL-COMP	SELECT BACKFILL, COMPACTED, CY	\$ 40.00	CY	1	\$ 40.00
	20105	GROUT 1:10	GROUT, 1:10, CY	\$ 148.00	CY	1	\$ 148.00
	20110	FLOW	FLOWABLE FILL, CY	\$ 165.00	CY	805	\$ 132,825.00
SEC A / GROUP III - TRENCH (DOWNTOWN)	20201	EXC12-2	TRENCH, 12" X 2', LF	\$ 24.00	LF	1	\$ 24.00
	20202	EXC12-2-1/2	TRENCH, 12" X 2'-6", LF	\$ 25.60	LF	1	\$ 25.60
	20203	EXC12-3	TRENCH, 12" X 3', LF	\$ 27.20	LF	1	\$ 27.20
	20204	EXC12-3-1/2	TRENCH, 12" X 3'-6", LF	\$ 28.80	LF	1	\$ 28.80
	20205	EXC12-4	TRENCH, 12" X 4', LF	\$ 32.00	LF	1	\$ 32.00
	20301	EXC24-2	TRENCH, 24" X 2', LF	\$ 24.00	LF	1	\$ 24.00
	20302	EXC24-2-1/2	TRENCH, 24" X 2'-6", LF	\$ 25.60	LF	1	\$ 25.60
	20303	EXC24-3	TRENCH, 24" X 3', LF	\$ 27.20	LF	1	\$ 27.20
	20304	EXC24-3-1/2	TRENCH, 24" X 3'-6", LF	\$ 28.80	LF	1	\$ 28.80
	20305	EXC24-4	TRENCH, 24" X 4', LF	\$ 32.00	LF	1	\$ 32.00
	20306	EXC24-5	TRENCH, 24" X 5', LF	\$ 96.00	LF	1	\$ 96.00
	20401	EXC30-2	TRENCH, 30" X 2', LF	\$ 32.00	LF	1	\$ 32.00
	20402	EXC30-2-1/2	TRENCH, 30" X 2'-6", LF	\$ 36.00	LF	1	\$ 36.00
	20403	EXC30-3	TRENCH, 30" X 3', LF	\$ 40.00	LF	1	\$ 40.00
	20404	EXC30-3-1/2	TRENCH, 30" X 3'-6", LF	\$ 44.00	LF	1	\$ 44.00
SEC A / GROUP III -	20405	EXC30-4	TRENCH, 30" X 4', LF	\$ 48.00	LF	1	\$ 48.00
	20406	EXC30-5	TRENCH, 30" X 5', LF	\$ 60.00	LF	1	\$ 60.00
	20501	EXC42-3	TRENCH, 42" X 3', LF	\$ 52.00	LF	1	\$ 52.00
	20502	EXC42-3-1/2	TRENCH, 42" X 3'-6", LF	\$ 56.00	LF	1	\$ 56.00
	20503	EXC42-4	TRENCH, 42" X 4', LF	\$ 64.00	LF	1	\$ 64.00
	20504	EXC42-5	TRENCH, 42" X 5', LF	\$ 108.00	LF	1	\$ 108.00
	20505	EXC42-6	TRENCH, 42" X 6', LF	\$ 128.00	LF	1	\$ 128.00
	20506	EXC42-7	TRENCH, 42" X 7', LF	\$ 136.00	LF	1	\$ 136.00
	20507	EXC42-8	TRENCH, 42" X 8', LF	\$ 152.00	LF	1	\$ 152.00
	20508	EXC42-9	TRENCH, 42" X 9', LF	\$ 184.00	LF	1	\$ 184.00
	20509	EXC42-10	TRENCH, 42" X 10', LF	\$ 192.00	LF	1	\$ 192.00
	20510	EXC42-11	TRENCH, 42" X 11', LF	\$ 200.00	LF	1	\$ 200.00
	20511	EXC42-12	TRENCH, 42" X 12', LF	\$ 208.00	LF	1	\$ 208.00
	20512	EXC42-13	TRENCH, 42" X 13', LF	\$ 280.00	LF	1	\$ 280.00
	20513	EXC42-14	TRENCH, 42" X 14', LF	\$ 320.00	LF	1	\$ 320.00
	20601	EXC48-3-1/2	TRENCH, 48" X 3'-6", LF	\$ 36.00	LF	1	\$ 36.00
	20602	EXC48-4	TRENCH, 48" X 4', LF	\$ 104.00	LF	1	\$ 104.00
	20603	EXC48-5	TRENCH, 48" X 5', LF	\$ 112.00	LF	1	\$ 112.00

Section & Group	BAFO - Appendix B - Bid Workbook						
	069-19 JEA Overhead and Underground Electrical Maintenance, Construction and Repair Services (UNDERGROUND)						
Section A or B / Group	Bid Item	JEA Standard	JEA DESCRIPTION	Unit Price	UOM	Five Year Forecast	Extended Price
TRENCH - CONTINUED (DOWNTOWN)	20604	EXC48-6	TRENCH, 48" X 6', LF	\$ 136.00	LF	1	\$ 136.00
	20605	EXC48-7	TRENCH, 48" X 7', LF	\$ 160.00	LF	1	\$ 160.00
	20606	EXC48-8	TRENCH, 48" X 8', LF	\$ 200.00	LF	1	\$ 200.00
	20607	EXC48-9	TRENCH, 48" X 9', LF	\$ 220.00	LF	1	\$ 220.00
	20608	EXC48-10	TRENCH, 48" X 10', LF	\$ 240.00	LF	1	\$ 240.00
	20609	EXC48-11	TRENCH, 48" X 11', LF	\$ 240.00	LF	1	\$ 240.00
	20610	EXC48-12	TRENCH, 48" X 12', LF	\$ 260.00	LF	1	\$ 260.00
	20611	EXC48-13	TRENCH, 48" X 13', LF	\$ 300.00	LF	1	\$ 300.00
	20612	EXC48-14	TRENCH, 48" X 14', LF	\$ 320.00	LF	1	\$ 320.00
	20701	EXC54-3-1/2	TRENCH, 54" X 3'-6", LF	\$ 60.00	LF	1	\$ 60.00
	20702	EXC54-4	TRENCH, 54" X 4', LF	\$ 100.00	LF	1	\$ 100.00
	20703	EXC54-5	TRENCH, 54" X 5', LF	\$ 140.00	LF	1	\$ 140.00
	20704	EXC54-6	TRENCH, 54" X 6', LF	\$ 160.00	LF	1	\$ 160.00
	20705	EXC54-7	TRENCH, 54" X 7', LF	\$ 180.00	LF	1	\$ 180.00
	20706	EXC54-8	TRENCH, 54" X 8', LF	\$ 200.00	LF	1	\$ 200.00
	20707	EXC54-9	TRENCH, 54" X 9', LF	\$ 220.00	LF	1	\$ 220.00
	20708	EXC54-10	TRENCH, 54" X 10', LF	\$ 240.00	LF	1	\$ 240.00
	20709	EXC54-11	TRENCH, 54" X 11', LF	\$ 260.00	LF	1	\$ 260.00
	20710	EXC54-12	TRENCH, 54" X 12', LF	\$ 280.00	LF	1	\$ 280.00
SEC A / GROUP III - TRENCH - CONTINUED (DOWNTOWN)	20711	EXC54-13	TRENCH, 54" X 13', LF	\$ 320.00	LF	1	\$ 320.00
	20712	EXC54-14	TRENCH, 54" X 14', LF	\$ 464.00	LF	1	\$ 464.00
	20801	EXC60-3-1/2	TRENCH, 60" X 3'-6", LF	\$ 60.00	LF	1	\$ 60.00
	20802	EXC60-4	TRENCH, 60" X 4', LF	\$ 80.00	LF	1	\$ 80.00
	20803	EXC60-5	TRENCH, 60" X 5', LF	\$ 120.00	LF	1	\$ 120.00
	20804	EXC60-6	TRENCH, 60" X 6', LF	\$ 144.00	LF	1	\$ 144.00
	20805	EXC60-7	TRENCH, 60" X 7', LF	\$ 168.00	LF	1	\$ 168.00
	20806	EXC60-8	TRENCH, 60" X 8', LF	\$ 208.00	LF	1	\$ 208.00
	20807	EXC60-9	TRENCH, 60" X 9', LF	\$ 232.00	LF	1	\$ 232.00
	20808	EXC60-10	TRENCH, 60" X 10', LF	\$ 264.00	LF	1	\$ 264.00
	20809	EXC60-11	TRENCH, 60" X 11', LF	\$ 296.00	LF	1	\$ 296.00
	20810	EXC60-12	TRENCH, 60" X 12', LF	\$ 360.00	LF	1	\$ 360.00
SEC A / GROUP III - TRENCH - CONTINUED (DOWNTOWN)	20811	EXC60-13	TRENCH, 60" X 13', LF	\$ 432.00	LF	1	\$ 432.00
	20812	EXC60-14	TRENCH, 60" X 14', LF	\$ 480.00	LF	1	\$ 480.00
	20901	EXC72-3-1/2	TRENCH, 72" X 3'-6", LF	\$ 120.00	LF	1	\$ 120.00
	20902	EXC72-4	TRENCH, 72" X 4', LF	\$ 144.00	LF	1	\$ 144.00
	20903	EXC72-5	TRENCH, 72" X 5', LF	\$ 240.00	LF	1	\$ 240.00
	20904	EXC72-6	TRENCH, 72" X 6', LF	\$ 280.00	LF	1	\$ 280.00
	20905	EXC72-7	TRENCH, 72" X 7', LF	\$ 320.00	LF	1	\$ 320.00
	20906	EXC72-8	TRENCH, 72" X 8', LF	\$ 448.00	LF	1	\$ 448.00
	20907	EXC72-9	TRENCH, 72" X 9', LF	\$ 464.00	LF	1	\$ 464.00
	20908	EXC72-10	TRENCH, 72" X 10', LF	\$ 472.00	LF	1	\$ 472.00
	20909	EXC72-11	TRENCH, 72" X 11', LF	\$ 480.00	LF	1	\$ 480.00
	20910	EXC72-12	TRENCH, 72" X 12', LF	\$ 488.00	LF	1	\$ 488.00
	20911	EXC72-13	TRENCH, 72" X 13', LF	\$ 504.00	LF	1	\$ 504.00
	20912	EXC72-14	TRENCH, 72" X 14', LF	\$ 520.00	LF	1	\$ 520.00
	20613	EXC48-5U	TRENCH, 48" WIDE X 5 DEEP, UNCOMPACTED, LF	\$ 120.00	LF	1	\$ 120.00

Section & Group	BAFO - Appendix B - Bid Workbook						
	069-19 JEA Overhead and Underground Electrical Maintenance, Construction and Repair Services (UNDERGROUND)						
Section A or B / Group	Bid Item	JEAS Standard	JEAS DESCRIPTION	Unit Price	UOM	Five Year Forecast	Extended Price
	20614	EXC48-5C	TRENCH, 48"WIDE X 5'DEEP, COMPACTED, LF	\$ 140.00	LF	1	\$ 140.00
	20615	EXC48-6U	TRENCH, 48"WIDE X 6'DEEP, UNCOMPACTED, LF	\$ 160.00	LF	1	\$ 160.00
	20616	EXC48-6C	TRENCH, 48"WIDE X 6'DEEP, COMPACTED, LF	\$ 240.00	LF	1	\$ 240.00
	20617	EXC48+1U	TRENCH, 48"WIDE, EA FOOT OF DEPTH BEYOND 6', UNCOMPACT, LF	\$ 100.00	LF	1	\$ 100.00
	20618	EXC48+1C	TRENCH, 48"WIDE, EA FOOT OF DEPTH BEYOND 6', COMPACT, LF	\$ 140.00	LF	1	\$ 140.00
SEC A / GROUP III - TRENCH (OUTSIDE DOWNTOWN)	20619	UCT12*U	TRENCH, 12" X 4'-0" DEEP, CLASS U, LF	\$ 25.00	LF	10	\$ 250.00
	20620	UCT24*U	TRENCH, 24" X 4'-0" DEEP, CLASS U, LF	\$ 25.00	LF	1477	\$ 36,925.00
	20621	UCT36*U	TRENCH, 36" X 4'-0" DEEP, CLASS U, LF	\$ 25.00	LF	4650	\$ 116,250.00
	20622	UCT12*D	TRENCH, 12" X 4'-0" DEEP, CLASS D, LF	\$ 10.00	LF	2118	\$ 21,180.00
	20623	UCT24*D	TRENCH, 24" X 4'-0" DEEP, CLASS D, LF	\$ 25.00	LF	21238	\$ 530,950.00
SEC A / GROUP III - TRENCH - CONTINUED (OUTSIDE DOWNTOWN)	20624	UCT36*D	TRENCH, 36" X 4'-0" DEEP, CLASS D, LF	\$ 25.00	LF	21893	\$ 547,325.00
	20625	UCTC24*D	TRENCH, 24" X 4'-0" DEEP, CLASS D, COMPACTED, LF	\$ 25.00	LF	150	\$ 3,750.00
	20626	UCTC36*D	TRENCH, 36" X 4'-0" DEEP, CLASS D, COMPACTED, LF	\$ 25.00	LF	622	\$ 15,550.00
	20627	UCT__*_+1	EACH ADDITIONAL FT OF TRENCH BEYOND 4' DEPTH, LF	\$ 10.00	LF	17485	\$ 174,850.00
SEC A / GROUP IV - EXCAVATION (DOWNTOWN)	21001	EXC4X6-9	EXCAVATION, 8' X 10' X 9', EA	\$ 2,400.00	EA	1	\$ 2,400.00
	21002	EXC4X6-10	EXCAVATION, 8' X 10' X 10', EA	\$ 2,400.00	EA	1	\$ 2,400.00
	21003	EXC4X6-11	EXCAVATION, 8' X 10' X 11', EA	\$ 2,400.00	EA	1	\$ 2,400.00
	21004	EXC4X6-12	EXCAVATION, 8' X 10' X 12', EA	\$ 2,400.00	EA	1	\$ 2,400.00
	21005	EXC4X6-13	EXCAVATION, 8' X 10' X 13', EA	\$ 2,400.00	EA	1	\$ 2,400.00
	21006	EXC4X6-14	EXCAVATION, 8' X 10' X 14', EA	\$ 2,400.00	EA	1	\$ 2,400.00
	21021	EXC6X9-9	EXCAVATION, 10' X 13' X 9', EA	\$ 2,400.00	EA	1	\$ 2,400.00
	21022	EXC6X9-10	EXCAVATION, 10' X 13' X 10', EA	\$ 2,400.00	EA	1	\$ 2,400.00
	21023	EXC6X9-11	EXCAVATION, 10' X 13' X 11', EA	\$ 2,400.00	EA	1	\$ 2,400.00
	21024	EXC6X9-12	EXCAVATION, 10' X 13' X 12', EA	\$ 2,400.00	EA	1	\$ 2,400.00
	21025	EXC6X9-13	EXCAVATION, 10' X 13' X 13', EA	\$ 2,400.00	EA	1	\$ 2,400.00
	21026	EXC6X9-14	EXCAVATION, 10' X 13' X 14', EA	\$ 2,400.00	EA	1	\$ 2,400.00
	21101	EXC6X12-9	EXCAVATION, 10' X 16' X 9', EA	\$ 2,400.00	EA	1	\$ 2,400.00
	21102	EXC6X12-10	EXCAVATION, 10' X 16' X 10', EA	\$ 2,400.00	EA	1	\$ 2,400.00
	21103	EXC6X12-11	EXCAVATION, 10' X 16' X 11', EA	\$ 2,400.00	EA	1	\$ 2,400.00
	21104	EXC6X12-12	EXCAVATION, 10' X 16' X 12', EA	\$ 2,400.00	EA	1	\$ 2,400.00
	21105	EXC6X12-13	EXCAVATION, 10' X 16' X 13', EA	\$ 2,400.00	EA	1	\$ 2,400.00
	21106	EXC6X12-14	EXCAVATION, 10' X 16' X 14', EA	\$ 2,400.00	EA	1	\$ 2,400.00
	21107	EXC6X12-15	EXCAVATION, 10' X 16' X 15', EA	\$ 2,400.00	EA	1	\$ 2,400.00
	21201	EXC8X12-9	EXCAVATION, 12' X 16' X 9', EA	\$ 2,400.00	EA	1	\$ 2,400.00
	21202	EXC8X12-10	EXCAVATION, 12' X 16' X 10', EA	\$ 2,400.00	EA	1	\$ 2,400.00
	21203	EXC8X12-11	EXCAVATION, 12' X 16' X 11', EA	\$ 2,400.00	EA	1	\$ 2,400.00
	21204	EXC8X12-12	EXCAVATION, 12' X 16' X 12', EA	\$ 2,400.00	EA	1	\$ 2,400.00
	21205	EXC8X12-13	EXCAVATION, 12' X 16' X 13', EA	\$ 2,400.00	EA	1	\$ 2,400.00
	21206	EXC8X12-14	EXCAVATION, 12' X 16' X 14', EA	\$ 2,400.00	EA	1	\$ 2,400.00
	21207	EXC8X12-15	EXCAVATION, 12' X 16' X 15', EA	\$ 2,400.00	EA	1	\$ 2,400.00
	21301	EXC8X16-12	EXCAVATION, 12' X 20' X 12', EA	\$ 2,400.00	EA	1	\$ 2,400.00
	21302	EXC8X16-13	EXCAVATION, 12' X 20' X 13', EA	\$ 2,400.00	EA	1	\$ 2,400.00

Section & Group	BAFO - Appendix B - Bid Workbook						
	069-19 JEA Overhead and Underground Electrical Maintenance, Construction and Repair Services (UNDERGROUND)						
Section A or B / Group	Bid Item	JEA Standard	JEA DESCRIPTION	Unit Price	UOM	Five Year Forecast	Extended Price
	21303	EXC8X16-14	EXCAVATION, 12' X 20' X 14', EA	\$ 2,400.00	EA	1	\$ 2,400.00
	21304	EXC8X16-15	EXCAVATION, 12' X 20' X 15', EA	\$ 2,400.00	EA	1	\$ 2,400.00
SEC A / GROUP V - MANHOLES (DOWNTOWN)	21711	MSET-4X6*9C	PRECAST MANHOLE, SET 4' X 6' X 6' MANHOLE 9' DEEP, CLASS I, EA	\$ 3,600.00	EA	1	\$ 3,600.00
	21712	MSET-4X6*9H	PRECAST MANHOLE, SET 4' X 6' X 6' MANHOLE 9' DEEP, CLASS II, EA	\$ 3,600.00	EA	1	\$ 3,600.00
	21721	MSET-4X6*10C	PRECAST MANHOLE, SET 4' X 6' X 6' MANHOLE 10' DEEP, CLASS I, EA	\$ 3,600.00	EA	1	\$ 3,600.00
	21722	MSET-4X6*10H	PRECAST MANHOLE, SET 4' X 6' X 6' MANHOLE 10' DEEP, CLASS II, EA	\$ 3,600.00	EA	1	\$ 3,600.00
	21731	MSET-4X6*11C	PRECAST MANHOLE, SET 4' X 6' X 6' MANHOLE 11' DEEP, CLASS I, EA	\$ 3,600.00	EA	1	\$ 3,600.00
	21732	MSET-4X6*11H	PRECAST MANHOLE, SET 4' X 6' X 6' MANHOLE 11' DEEP, CLASS II, EA	\$ 3,600.00	EA	1	\$ 3,600.00
	21741	MSET-4X6*12C	PRECAST MANHOLE, SET 4' X 6' X 6' MANHOLE 12' DEEP, CLASS I, EA	\$ 3,600.00	EA	1	\$ 3,600.00
	21742	MSET-4X6*12H	PRECAST MANHOLE, SET 4' X 6' X 6' MANHOLE 12' DEEP, CLASS II, EA	\$ 3,600.00	EA	1	\$ 3,600.00

Section & Group	BAFO - Appendix B - Bid Workbook						
	069-19 JEA Overhead and Underground Electrical Maintenance, Construction and Repair Services (UNDERGROUND)						
Section A or B / Group	Bid Item	JEAS Standard	JEAS DESCRIPTION	Unit Price	UOM	Five Year Forecast	Extended Price
SEC A / GROUP V - MANHOLES (DOWNTOWN)	21751	MSET-6X9*9C	PRECAST MANHOLE, SET 6' X 9' X 7' MANHOLE 9' DEEP, CLASS I, EA	\$ 3,600.00	EA	1	\$ 3,600.00
	21752	MSET-6X9*9H	PRECAST MANHOLE, SET 6' X 9' X 7' MANHOLE 9' DEEP, CLASS II, EA	\$ 3,600.00	EA	1	\$ 3,600.00
	21761	MSET-6X9*10C	PRECAST MANHOLE, SET 6' X 9' X 7' MANHOLE 10' DEEP, CLASS I, EA	\$ 3,600.00	EA	1	\$ 3,600.00
	21762	MSET-6X9*10H	PRECAST MANHOLE, SET 6' X 9' X 7' MANHOLE 10' DEEP, CLASS II, EA	\$ 3,600.00	EA	1	\$ 3,600.00
	21771	MSET-6X9*11C	PRECAST MANHOLE, SET 6' X 9' X 7' MANHOLE 11' DEEP, CLASS I, EA	\$ 3,600.00	EA	1	\$ 3,600.00
	21772	MSET-6X9*11H	PRECAST MANHOLE, SET 6' X 9' X 7' MANHOLE 11' DEEP, CLASS II, EA	\$ 3,600.00	EA	1	\$ 3,600.00
	21781	MSET-6X9*12C	PRECAST MANHOLE, SET 6' X 9' X 7' MANHOLE 12' DEEP, CLASS I, EA	\$ 3,600.00	EA	1	\$ 3,600.00
	21782	MSET-6X9*12H	PRECAST MANHOLE, SET 6' X 9' X 7' MANHOLE 12' DEEP, CLASS II, EA	\$ 3,600.00	EA	1	\$ 3,600.00
	21811	MSET-6X12*10C	PRECAST MANHOLE, SET 6' X 12' X 7' MANHOLE 10' DEEP, CLASS I, EA	\$ 6,400.00	EA	1	\$ 6,400.00
	21812	MSET-6X12*10H	PRECAST MANHOLE, SET 6' X 12' X 7' MANHOLE 10' DEEP, CLASS II, EA	\$ 6,400.00	EA	1	\$ 6,400.00
	21821	MSET-6X12*11C	PRECAST MANHOLE, SET 6' X 12' X 7' MANHOLE 11' DEEP, CLASS I, EA	\$ 6,400.00	EA	1	\$ 6,400.00
	21822	MSET-6X12*11H	PRECAST MANHOLE, SET 6' X 12' X 7' MANHOLE 11' DEEP, CLASS II, EA	\$ 6,400.00	EA	1	\$ 6,400.00
	21831	MSET-6X12*12C	PRECAST MANHOLE, SET 6' X 12' X 7' MANHOLE 12' DEEP, CLASS I, EA	\$ 6,400.00	EA	1	\$ 6,400.00
	21832	MSET-6X12*12H	PRECAST MANHOLE, SET 6' X 12' X 7' MANHOLE 12' DEEP, CLASS II, EA	\$ 6,400.00	EA	1	\$ 6,400.00
SEC A / GROUP V - MANHOLES - CONTINUED (DOWNTOWN)	21841	MSET-6X12*13C	PRECAST MANHOLE, SET 6' X 12' X 7' MANHOLE 13' DEEP, CLASS I, EA	\$ 6,400.00	EA	1	\$ 6,400.00
	21842	MSET-6X12*13H	PRECAST MANHOLE, SET 6' X 12' X 7' MANHOLE 13' DEEP, CLASS II, EA	\$ 6,400.00	EA	1	\$ 6,400.00
	21911	MSET-6X12X10*13C	PRECAST MANHOLE, SET 6' X 12' X 10' MANHOLE 13' DEEP, CLASS I, EA	\$ 7,200.00	EA	1	\$ 7,200.00
	21912	MSET-6X12X10*13H	PRECAST MANHOLE, SET 6' X 12' X 10' MANHOLE 13' DEEP, CLASS II, EA	\$ 7,200.00	EA	1	\$ 7,200.00
	21921	MSET-6X12X10*14C	PRECAST MANHOLE, SET 6' X 12' X 10' MANHOLE 14' DEEP, CLASS I, EA	\$ 7,200.00	EA	1	\$ 7,200.00
	21922	MSET-6X12X10*14H	PRECAST MANHOLE, SET 6' X 12' X 10' MANHOLE 14' DEEP, CLASS II, EA	\$ 7,200.00	EA	1	\$ 7,200.00
	21931	MSET-6X12X10*15C	PRECAST MANHOLE, SET 6' X 12' X 10' MANHOLE 15' DEEP, CLASS I, EA	\$ 7,200.00	EA	1	\$ 7,200.00
	21932	MSET-6X12X10*15H	PRECAST MANHOLE, SET 6' X 12' X 10' MANHOLE 15' DEEP, CLASS II, EA	\$ 7,200.00	EA	1	\$ 7,200.00
	21941	MSET-6X12X10*16C	PRECAST MANHOLE, SET 6' X 12' X 10' MANHOLE 16' DEEP, CLASS I, EA	\$ 7,200.00	EA	1	\$ 7,200.00
	21942	MSET-6X12X10*16H	PRECAST MANHOLE, SET 6' X 12' X 10' MANHOLE 16' DEEP, CLASS II, EA	\$ 7,200.00	EA	1	\$ 7,200.00
	22011	MSET-8X12*10C	PRECAST MANHOLE, SET 8' X 12' X 7' MANHOLE 10' DEEP, CLASS I, EA	\$ 6,400.00	EA	1	\$ 6,400.00
	22012	MSET-8X12*10H	PRECAST MANHOLE, SET 8' X 12' X 7' MANHOLE 10' DEEP, CLASS II, EA	\$ 6,400.00	EA	1	\$ 6,400.00

Section & Group	BAFO - Appendix B - Bid Workbook						
	069-19 JEA Overhead and Underground Electrical Maintenance, Construction and Repair Services (UNDERGROUND)						
Section A or B / Group	Bid Item	JEAS Standard	JEAS DESCRIPTION	Unit Price	UOM	Five Year Forecast	Extended Price
	22021	MSET-8X12*11C	PRECAST MANHOLE, SET 8' X 12' X 7' MANHOLE 11' DEEP, CLASS I, EA	\$ 6,400.00	EA	1	\$ 6,400.00
	22022	MSET-8X12*11H	PRECAST MANHOLE, SET 8' X 12' X 7' MANHOLE 11' DEEP, CLASS II, EA	\$ 6,400.00	EA	1	\$ 6,400.00
	22031	MSET-8X12*12C	PRECAST MANHOLE, SET 8' X 12' X 7' MANHOLE 12' DEEP, CLASS I, EA	\$ 6,400.00	EA	1	\$ 6,400.00
	22032	MSET-8X12*12H	PRECAST MANHOLE, SET 8' X 12' X 7' MANHOLE 12' DEEP, CLASS II, EA	\$ 6,400.00	EA	1	\$ 6,400.00
	22041	MSET-8X12*13C	PRECAST MANHOLE, SET 8' X 12' X 7' MANHOLE 13' DEEP, CLASS I, EA	\$ 6,400.00	EA	1	\$ 6,400.00
	22042	MSET-8X12*13H	PRECAST MANHOLE, SET 8' X 12' X 7' MANHOLE 13' DEEP, CLASS II, EA	\$ 6,400.00	EA	1	\$ 6,400.00
	22111	MSET-8X16*10C	PRECAST MANHOLE, SET 8' X 16' X 7' MANHOLE 10' DEEP, CLASS I, EA	\$ 7,200.00	EA	1	\$ 7,200.00
	22112	MSET-8X16*10H	PRECAST MANHOLE, SET 8' X 16' X 7' MANHOLE 10' DEEP, CLASS II, EA	\$ 7,200.00	EA	1	\$ 7,200.00
	22121	MSET-8X16*11C	PRECAST MANHOLE, SET 8' X 16' X 7' MANHOLE 11' DEEP, CLASS I, EA	\$ 7,200.00	EA	1	\$ 7,200.00
	22122	MSET-8X16*11H	PRECAST MANHOLE, SET 8' X 16' X 7' MANHOLE 11' DEEP, CLASS II, EA	\$ 7,200.00	EA	1	\$ 7,200.00
	22131	MSET-8X16*12C	PRECAST MANHOLE, SET 8' X 16' X 7' MANHOLE 12' DEEP, CLASS I, EA	\$ 7,200.00	EA	1	\$ 7,200.00
SEC A / GROUP V - MANHOLES - CONTINUED (DOWNTOWN)	22132	MSET-8X16*12H	PRECAST MANHOLE, SET 8' X 16' X 7' MANHOLE 12' DEEP, CLASS II, EA	\$ 7,200.00	EA	1	\$ 7,200.00
	22141	MSET-8X16*13C	PRECAST MANHOLE, SET 8' X 16' X 7' MANHOLE 13' DEEP, CLASS I, EA	\$ 7,200.00	EA	1	\$ 7,200.00
	22142	MSET-8X16*13H	PRECAST MANHOLE, SET 8' X 16' X 7' MANHOLE 13' DEEP, CLASS II, EA	\$ 7,200.00	EA	1	\$ 7,200.00
	22151	MSET-8X16*14C	PRECAST MANHOLE, SET 8' X 16' X 7' MANHOLE 14' DEEP, CLASS I, EA	\$ 7,200.00	EA	1	\$ 7,200.00
	22152	MSET-8X16*14H	PRECAST MANHOLE, SET 8' X 16' X 7' MANHOLE 14' DEEP, CLASS II, EA	\$ 7,200.00	EA	1	\$ 7,200.00
	23911	MSET-PVC-MH*C	MANHOLE, PVC, CLASS I, INSTALL, EA	\$ 900.00	EA	1	\$ 900.00
	23912	MSET-PVC-MH*H	MANHOLE, PVC, CLASS II, INSTALL, EA	\$ 1,200.00	EA	1	\$ 1,200.00
	23913	MSET-PVC-MH*C	MANHOLE, PVC, CLASS I, REMOVE, EA	\$ 680.00	EA	1	\$ 680.00
	23914	MSET-PVC-MH*H	MANHOLE, PVC, CLASS II, REMOVE, EA	\$ 1,200.00	EA	1	\$ 1,200.00
SEC A / GROUP V - MANHOLES (OUTSIDE DOWNTOWN)	21743	SET-4X6	SET 4'X 6' PRECAST CONCRETE MANHOLE, EA	\$ 6,500.00	EA	2	\$ 13,000.00
	21783	SET-6X9	SET 6'X 9' PRECAST CONCRETE MANHOLE, EA	\$ 8,500.00	EA	2	\$ 17,000.00
	21843	SET-6X12	SET 6'X 12' PRECAST CONCRETE MANHOLE, EA	\$ 10,500.00	EA	2	\$ 21,000.00
	21844	SET-8X12	SET 8'X12' PRECAST CONCRETE MANHOLE, EA	\$ 12,500.00	EA	2	\$ 25,000.00
	23915	SET-PVC-MH	SET 36"X 60"X 36" POLYMER CONCRETE MANHOLE, EA	\$ 200.00	EA	197	\$ 39,400.00
	23916	REM-PVC-MH	REMOVE PVC MANHOLE, EA	\$ 850.00	EA	48	\$ 40,800.00

Section & Group	BAFO - Appendix B - Bid Workbook						
	069-19 JEA Overhead and Underground Electrical Maintenance, Construction and Repair Services (UNDERGROUND)						
Section A or B / Group	Bid Item	JEAS Standard	JEAS DESCRIPTION	Unit Price	UOM	Five Year Forecast	Extended Price
SEC A / GROUP VI - CAST-IN-PLACE MANHOLES (DOWNTOWN)	21502	REBAR-L	REBAR, #6-#10, LONGITUDINAL IN CONDUIT, LB	\$ 2.00	LB	1	\$ 2.00
	21503	REBAR-T	REBAR, #6-#7, TRANSVERSE IN CONDUIT, LB	\$ 2.00	LB	1	\$ 2.00
	21600	PULL-IRONS	PULLING IRONS, INSTALL, EA	\$ 112.00	EA	1	\$ 112.00
	22301	FORM-PC	FORMS, PILE CAP, SFCA	\$ 16.00	SFCA	1	\$ 16.00
	22303	FORM-WALL	FORM, REGULAR WALL, SFCA	\$ 24.00	SFCA	1	\$ 24.00
	22304	FORM-WC	FORM, PILASTERED COLUMN, WALL, SFCA	\$ 20.80	SFCA	1	\$ 20.80
	22305	FORM-TOP-1	FORM, ELEVATED FLAT SLAB, SFCA	\$ 17.60	SFCA	1	\$ 17.60
	22306	FORM-TOP-2	FORM, ELEVATED TWO-WAY BEAM AND SLAB, SFCA	\$ 17.60	SFCA	1	\$ 17.60
	22307	FORM-CURB	FORMS, TRANSFORMER VAULT ACCESS CURB, SFCA	\$ 35.20	SFCA	1	\$ 35.20
SEC A / GROUP VI - CAST-IN-PLACE MANHOLES (DOWNTOWN & OUTSIDE DOWNTOWN)	21401	CONC-3	CONCRETE, 3000 PSI, CY	\$ 360.00	CY	1	\$ 360.00
	21402	CONC-5	CONCRETE, 5000 PSI, CY	\$ 400.00	CY	1	\$ 400.00
	21403	CONC-3.5	CONCRETE, 3500 PSI, CY	\$ 380.00	CY	1	\$ 380.00
	21501	REBAR-S	REBAR, #3-#8 FOR CAST-IN PLACE STRUCTURES, LB	\$ 3.20	LB	1	\$ 3.20
	22302	FORM-SLAB	FORM, SLAB, SFCA	\$ 12.80	SFCA	1	\$ 12.80
	23103	SEAL-DUCT1	SEAL DUCT UP TO 6" IN DIAMETER, EA	\$ 40.00	EA	1	\$ 40.00
	23104	SEAL-DUCT2	SEAL DUCT 7" TO 18" IN DIAMETER, EA	\$ 160.00	EA	1	\$ 160.00
	23105	SEAL-DUCT3	SEAL DUCT 19" TO 36" IN DIAMETER, EA	\$ 320.00	EA	1	\$ 320.00
GROUP VII - MANHOLE NECKS (DOWNTOWN & OUTSIDE DOWNTOWN)	22401	BLD-MH-NECK	MANHOLE NECK, INSTALL, EA	\$ 360.00	EA	1	\$ 360.00
	22405	ADJ-MH-NT	ADJUST NON-TRAFFIC BEARING MANHOLE COVER, EA	\$ 720.00	EA	1	\$ 720.00
	22406	ADJ-MH-T	ADJUST TRAFFIC BEARING MANHOLE COVER, EA	\$ 960.00	EA	1	\$ 960.00
	22407	ADD-BRICK	ADDITIONAL COURSE OF BRICK, EA	\$ 200.00	EA	1	\$ 200.00
	22408	ADJ-MH-MILL-A	ADJUST MANHOLE COVER AFTER MILL, EA	\$ 760.00	EA	1	\$ 760.00
	22409	ADJ-MH-MILL-B	ADJUST MANHOLE COVER BEFORE MILL, EA	\$ 760.00	EA	1	\$ 760.00
	22410	REP-BFLY-SP	REPLACE BUTTERFLY MANHOLE ROOF, EA	\$ 1,500.00	EA	1	\$ 1,500.00
SEC A / GROUP VIII - DIRECT BURIED DUCT (DOWNTOWN & OUTSIDE DOWNTOWN)	22510	UC*_	INSTALL OR REMOVE CONDUIT, PVC OR STEEL, LF	\$ 0.25	LF	29140	\$ 7,285.00
	22511	UC*_	INSTALL OR REMOVE CONDUIT, PVC OR STEEL, LF	\$ 0.25	LF	78428	\$ 19,607.00
	22512	UCL9*_ , UCL4*_ ,	INSTALL OR REMOVE CONDUIT ELBOW, PVC OR STEEL,	\$ 90.00	EA	2507	\$ 225,630.00
	22513	UCL9*_ , UCL4*_ ,	INSTALL OR REMOVE CONDUIT ELBOW, PVC OR STEEL,	\$ 90.00	EA	1300	\$ 117,000.00
	22701	DB-2/2-4	DUCT BANK, DIRECT BURY, 4", 2 HIGH X 2 WIDE, LF	\$ 36.00	LF	1	\$ 36.00
	22702	DB-2/3-4	DUCT BANK, DIRECT BURY, 4", 2 HIGH X 3 WIDE, LF	\$ 44.00	LF	1	\$ 44.00
	22703	DB-2/4-4	DUCT BANK, DIRECT BURY, 4", 2 HIGH X 4 WIDE, LF	\$ 52.00	LF	1	\$ 52.00
	22704	DB-2/5-4	DUCT BANK, DIRECT BURY, 4", 2 HIGH X 5 WIDE, LF	\$ 60.00	LF	1	\$ 60.00
	22705	DB-3/3-4	DUCT BANK, DIRECT BURY, 4", 3 HIGH X 3 WIDE, LF	\$ 68.00	LF	1	\$ 68.00
	22711	DB-2/2-6	DUCT BANK, DIRECT BURY, 6", 2 HIGH X 2 WIDE, LF	\$ 52.00	LF	1	\$ 52.00
	22712	DB-2/3-6	DUCT BANK, DIRECT BURY, 6", 2 HIGH X 3 WIDE, LF	\$ 60.00	LF	1	\$ 60.00

Section & Group	BAFO - Appendix B - Bid Workbook						
	069-19 JEA Overhead and Underground Electrical Maintenance, Construction and Repair Services (UNDERGROUND)						
Section A or B / Group	Bid Item	JEAS Standard	JEAS DESCRIPTION	Unit Price	UOM	Five Year Forecast	Extended Price
	22713	DB-2/4-6	DUCT BANK, DIRECT BURY, 6", 2 HIGH X 4 WIDE, LF	\$ 68.00	LF	1	\$ 68.00
	22714	DB-2/5-6	DUCT BANK, DIRECT BURY, 6", 2 HIGH X 5 WIDE, LF	\$ 76.00	LF	1	\$ 76.00
	22715	DB-3/3-6	DUCT BANK, DIRECT BURY, 6", 3 HIGH X 3 WIDE, LF UP TO 3" DIAMETER, LF	\$ 76.00	LF	1	\$ 76.00
	22715	DB-3/3-6	DUCT BANK, DIRECT BURY, 6", 3 HIGH X 3 WIDE, LF 4" TO 6" DIAMETER, LF	\$ 76.00	LF	1	\$ 76.00
	22715	DB-3/3-6	DUCT BANK, DIRECT BURY, 6", 3 HIGH X 3 WIDE, LF UP TO 3" DIAMETER, EA	\$ 76.00	LF	1	\$ 76.00
	22715	DB-3/3-6	DUCT BANK, DIRECT BURY, 6", 3 HIGH X 3 WIDE, LF 4" TO 6" DIAMETER, EA	\$ 76.00	LF	1	\$ 76.00
SEC A / GROUP IX - CONCRETE REMOVAL (DOWNTOWN)	23011	REM-4*C	DUCT BANK, NON-REINFORCED, 1 TO 4 DUCTS,CLASS I, REMOVE, LF	\$ 96.00	LF	1	\$ 96.00
	23012	REM-4*H	DUCT BANK, NON-REINFORCED, 1 TO 4 DUCTS,CLASS II, REMOVE, LF	\$ 112.00	LF	1	\$ 112.00
	23013	REM-R4*C	DUCT BANK, REINFORCED, 1 TO 4 DUCTS,CLASS I, REMOVE, LF	\$ 112.00	LF	1	\$ 112.00
	23014	REM-R4*H	DUCT BANK, REINFORCED, 1 TO 4 DUCTS,CLASS II, REMOVE, LF	\$ 128.00	LF	1	\$ 128.00
	23021	REM-8*C	DUCT BANK, NON-REINFORCED, 5 TO 8 DUCTS,CLASS I, REMOVE, LF	\$ 112.00	LF	1	\$ 112.00
	23022	REM-8*H	DUCT BANK, NON-REINFORCED, 5 TO 8 DUCTS,CLASS II, REMOVE, LF	\$ 128.00	LF	1	\$ 128.00
	23023	REM-R8*C	DUCT BANK, REINFORCED, 5 TO 8 DUCTS,CLASS I, REMOVE, LF	\$ 144.00	LF	1	\$ 144.00
	23024	REM-R8*H	DUCT BANK, REINFORCED, 5 TO 8 DUCTS,CLASS II, REMOVE, LF	\$ 160.00	LF	1	\$ 160.00
	23031	REM-12*C	DUCT BANK, NON-REINFORCED, 9 TO 12 DUCTS,CLASS I, REMOVE, LF	\$ 144.00	LF	1	\$ 144.00
	23032	REM-12*H	DUCT BANK, NON-REINFORCED, 9 TO 12 DUCTS,CLASS II, REMOVE, LF	\$ 176.00	LF	1	\$ 176.00
	23033	REM-R12*C	DUCT BANK, REINFORCED, 9 TO 12 DUCTS,CLASS I, REMOVE, LF	\$ 200.00	LF	1	\$ 200.00
	23034	REM-R12*H	DUCT BANK, REINFORCED, 9 TO 12 DUCTS,CLASS II, REMOVE, LF	\$ 232.00	LF	1	\$ 232.00
	23041	REM-16*C	DUCT BANK, NON-REINFORCED, 13 TO 16 DUCTS,CLASS I, REMOVE, LF	\$ 200.00	LF	1	\$ 200.00
	23042	REM-16*H	DUCT BANK, NON-REINFORCED, 13 TO 16 DUCTS,CLASS II, REMOVE, LF	\$ 224.00	LF	1	\$ 224.00
	23043	REM-R16*C	DUCT BANK, REINFORCED, 13 TO 16 DUCTS,CLASS I, REMOVE, LF	\$ 260.00	LF	1	\$ 260.00
	23044	REM-R16*H	DUCT BANK, REINFORCED, 13 TO 16 DUCTS,CLASS II, REMOVE, LF	\$ 300.00	LF	1	\$ 300.00
SEC A / GROUP IX - CONCRETE REMOVAL	23051	REM-20*C	DUCT BANK, NON-REINFORCED, 17 TO 20 DUCTS,CLASS I, REMOVE, LF	\$ 340.00	LF	1	\$ 340.00
	23052	REM-20*H	DUCT BANK, NON-REINFORCED, 17 TO 20 DUCTS,CLASS II, REMOVE, LF	\$ 380.00	LF	1	\$ 380.00
	23053	REM-R20*C	DUCT BANK, REINFORCED, 17 TO 20 DUCTS,CLASS I, REMOVE, LF	\$ 400.00	LF	1	\$ 400.00
	23054	REM-R20*H	DUCT BANK, REINFORCED, 17 TO 20 DUCTS,CLASS II, REMOVE, LF	\$ 460.00	LF	1	\$ 460.00

Section & Group	BAFO - Appendix B - Bid Workbook						
	069-19 JEA Overhead and Underground Electrical Maintenance, Construction and Repair Services (UNDERGROUND)						
Section A or B / Group	Bid Item	JEAS Standard	JEAS DESCRIPTION	Unit Price	UOM	Five Year Forecast	Extended Price
CONCRETE REMOVAL (DOWNTOWN)	23061	REM-30*C	DUCT BANK, NON-REINFORCED, 21 TO 30 DUCTS,CLASS I, REMOVE, LF	\$ 520.00	LF	1	\$ 520.00
	23062	REM-30*H	DUCT BANK, NON-REINFORCED, 21 TO 30 DUCTS,CLASS II, REMOVE, LF	\$ 600.00	LF	1	\$ 600.00
	23063	REM-R30*C	DUCT BANK, REINFORCED, 21 TO 30 DUCTS,CLASS I, REMOVE, LF	\$ 640.00	LF	1	\$ 640.00
	23064	REM-R30*H	DUCT BANK, REINFORCED, 21 TO 30 DUCTS,CLASS II, REMOVE, LF	\$ 720.00	LF	1	\$ 720.00
SEC A / GROUP IX - CONCRETE REMOVAL (DOWNTOWN & OUTSIDE DOWNTOWN)	22911	REM_CONC*C	NON-REINFORCED CONCRETE, CLASS I, REMOVE, CF	\$ 25.00	CF	4398	\$ 109,950.00
	22912	REM-CONC*H	NON-REINFORCED CONCRETE, CLASS II, REMOVE, CF	\$ 40.00	CF	1	\$ 40.00
	22921	REM-RECONC*C	REINFORCED CONCRETE, CLASS I, REMOVE, CF	\$ 100.00	CF	1	\$ 100.00
	22922	REM-RECONC*H	REINFORCED CONCRETE, CLASS II, REMOVE, CF	\$ 100.00	CF	1	\$ 100.00
	22923	REM-MOD-BRK	MODULAR BRICK STRUCTURE, REMOVE, CF	\$ 60.00	CF	1	\$ 60.00
	23071	MH-ABND	ABANDON MANHOLE, CF	\$ 100.00	CF	1	\$ 100.00
SEC A / GROUP X - DUCT BANK (DOWNTOWN)	23201	BLD-2/2-4	DUCT BANK, 4" DUCT, 2 HIGH BY 2 WIDE, LF	\$ 72.00	LF	1	\$ 72.00
	23202	BLD-2/3-4	DUCT BANK, 4" DUCT, 2 HIGH BY 3 WIDE, LF	\$ 80.00	LF	1	\$ 80.00
	23203	BLD-2/4-4	DUCT BANK, 4" DUCT, 2 HIGH BY 4 WIDE, LF	\$ 96.00	LF	1	\$ 96.00
	23204	BLD-2/5-4	DUCT BANK, 4" DUCT, 2 HIGH BY 5 WIDE, LF	\$ 112.00	LF	1	\$ 112.00
	23205	BLD-3/3-4	DUCT BANK, 4" DUCT, 3 HIGH BY 3 WIDE, LF	\$ 120.00	LF	1	\$ 120.00
	23206	BLD-3/4-4	DUCT BANK, 4" DUCT, 3 HIGH BY 4 WIDE, LF	\$ 128.00	LF	1	\$ 128.00
	23207	BLD-4/3-4	DUCT BANK, 4" DUCT, 4 HIGH BY 3 WIDE, LF	\$ 136.00	LF	1	\$ 136.00
	23208	BLD-4/4-4	DUCT BANK, 4" DUCT, 4 HIGH BY 4 WIDE, LF	\$ 144.00	LF	1	\$ 144.00
SEC A / GROUP X - DUCT BANK - CONTINUED (DOWNTOWN)	23301	BLD-2/2-6	DUCT BANK, 6" DUCT, 2 HIGH BY 2 WIDE, LF	\$ 96.00	LF	1	\$ 96.00
	23302	BLD-2/3-6	DUCT BANK, 6" DUCT, 2 HIGH BY 3 WIDE, LF	\$ 112.00	LF	1	\$ 112.00
	23303	BLD-2/4-6	DUCT BANK, 6" DUCT, 2 HIGH BY 4 WIDE, LF	\$ 128.00	LF	1	\$ 128.00
	23304	BLD-2/5-6	DUCT BANK, 6" DUCT, 2 HIGH BY 5 WIDE, LF	\$ 144.00	LF	1	\$ 144.00
	23305	BLD-3/3-6	DUCT BANK, 6" DUCT, 3 HIGH BY 3 WIDE, LF	\$ 160.00	LF	1	\$ 160.00
	23306	BLD-3/4-6	DUCT BANK, 6" DUCT, 3 HIGH BY 4 WIDE, LF	\$ 176.00	LF	1	\$ 176.00
	23307	BLD-4/3-6	DUCT BANK, 6" DUCT, 4 HIGH BY 3 WIDE, LF	\$ 192.00	LF	1	\$ 192.00
	23308	BLD-4/4-6	DUCT BANK, 6" DUCT, 4 HIGH BY 4 WIDE, LF	\$ 208.00	LF	1	\$ 208.00
SEC A / GROUP XI - PADS & PITS (DOWNTOWN & OUTSIDE DOWNTOWN)	23601	UPD8, 10, 11, 15	INSTALL PIT, ALL, EA	\$ 1,040.00	EA	1	\$ 1,040.00
	21847	UPDI,2,3,5	REMOVE PAD, ALL, EA	\$ 600.00	EA	20	\$ 12,000.00
	21849	PADADJ	ADJUST PAD, ALL, EA	\$ 600.00	EA	40	\$ 24,000.00
	21855	PITADJ	ADJUST PIT, ALL, EA	\$ 1,200.00	EA	2	\$ 2,400.00
	24900	UPD 1,2,3,5	INSTALL PAD, ALL, EA	\$ 600.00	EA	52	\$ 31,200.00
	24907	UPD8,10,11,15	REMOVE PIT, ALL, EA	\$ 600.00	EA	15	\$ 9,000.00
SEC A / GROUP XII - PADMOUNT EQUIPMENT (DOWNTOWN & OUTSIDE DOWNTOWN)	23604	UVGA*__, UVF__, UWGA*__, URGAS*	INSTALL SINGLE PHASE PADMOUNT EQUIPMENT, ALL, EA	\$ 200.00	EA	2878	\$ 575,600.00
	23605	UVGA*__, UVF__, UWGA*__, URGAS*	REMOVE SINGLE PHASE PADMOUNT EQUIPMENT, ALL, EA	\$ 600.00	EA	68	\$ 40,800.00
	23606	UVGA*__, UVF__, UWGA*__, URGAS*	RELOCATE SINGLE PHASE PADMOUNT EQUIPMENT, ALL, EA	\$ 600.00	EA	40	\$ 24,000.00
SEC A / GROUP XII -	23607	UVGC*__, UVS*, UVF__, UWGC*__, URGCS*, UVSAS*	RELOCATE THREE PHASE PADMOUNT EQUIPMENT, ALL, EA, UP TO 750 kVA	\$ 1,760.00	EVENT	1	\$ 1,760.00
	23608	UVGC*__, UVS*, UVF__, UWGC*__, URGCS*, UVSAS*	RELOCATE THREE PHASE PADMOUNT EQUIPMENT, ALL, EA, 1000 kVA TO 2500 kVA,	\$ 5,200.00	EVENT	1	\$ 5,200.00

Section & Group	BAFO - Appendix B - Bid Workbook						
	069-19 JEA Overhead and Underground Electrical Maintenance, Construction and Repair Services (UNDERGROUND)						
Section A or B / Group	Bid Item	JEA Standard	JEA DESCRIPTION	Unit Price	UOM	Five Year Forecast	Extended Price
SEC A / GROUP XII - PADMOUNT EQUIPMENT- CONTINUED, (DOWNTOWN & OUTSIDE DOWNTOWN)	23609	UVGC*__, UVS*, UVF __, UWGC*__, URGC*__, UVSA*__	INSTALL THREE PHASE PADMOUNT EQUIPMENT, ALL, EA, UP TO 750 Kva	\$ 2,000.00	EVENT	185	\$ 370,000.00
	23610	UVGC*__, UVS*, UVF __, UWGC*__, URGC*__, UVSA*__	INSTALL THREE PHASE PADMOUNT EQUIPMENT, ALL, EA, 1000 kVA TO 2500 kVA	\$ 3,000.00	EVENT	8	\$ 24,000.00
	23611	UVGC*__, UVS*, UVF __, UWGC*__, URGC*__, UVSA*__	REMOVE THREE PHASE PADMOUNT EQUIPMENT, ALL, EA, UP TO 750 kVA	\$ 4,000.00	EVENT	13	\$ 52,000.00
	23612	UVGC*__, UVS*, UVF __, UWGC*__, URGC*__, UVSA*__	REMOVE THREE PHASE PADMOUNT EQUIPMENT, ALL, EA, 1000 kVA TO 2500 kVA	\$ 7,600.00	EVENT	1	\$ 7,600.00
SEC A / GROUP XIII - PULL AND SERVICE BOXES (DOWNTOWN & OUTSIDE DOWNTOWN)	23811	PULL-BOX*__, SERV-BOX- P*__, SERV-BOX-C__*, SERV- BOX-D*__, SERV-BOX-M__*	INSTALL PULL AND SERVICE BOXES, ALL, EA	\$ 250.00	EA	395	\$ 98,750.00
	23812	PULL-BOX*__, SERV-BOX- P*__, SERV-BOX-C__*, SERV- BOX-D*__, SERV-BOX-M__*	REMOVE PULL AND SERVICE BOXES, ALL, EA	\$ 150.00	EA	69	\$ 10,350.00
	23813	USP-__	INSTALL PEDSTALS, ALL, EA	\$ 180.00	EA	1	\$ 180.00
	23814	USP-__	REMOVE PEDSTALS, ALL, EA	\$ 100.00	EA	1	\$ 100.00
SEC A / GROUP XIV - GROUNDING (DOWNTOWN & OUTSIDE DOWNTOWN)	24001	G1P,G2P	GROUND ROD ASSEMBLY, INSTALL, EA	\$ 50.00	EA	3148	\$ 157,400.00
	24002	G3P	MANHOLE BONDING GROUND, INSTALL, EA	\$ 900.00	EA	1	\$ 900.00
	24600	REM-ASPH	ASPHALT PAVEMENT, REMOVAL, SF	\$ 4.00	SF	1	\$ 4.00
	24690	BLD-OVERLAY	ASPHALT OVERLAY LESS THAN 2" THICK, SF	\$ 6.00	SF	5272	\$ 31,632.00
SEC A / GROUP XV - SIDEWALK AND PAVEMENT (DOWNTOWN & OUTSIDE DOWNTOWN)	24700	BLD-ASPH	ASPHALT PAVEMENT AND LIMEROCK REPLACEMENT, SF	\$ 8.80	SF	1	\$ 8.80
	24801	REM-SW-6	CONCRETE SIDEWALK AND PAVEMENT 6" AND UNDER, REM., SF	\$ 6.40	SF	1	\$ 6.40
	24802	REM-SW+6	CONCRETE SIDEWALK AND PAVEMENT OVER 6", REMOVE, CF	\$ 30.00	CF	1	\$ 30.00
	24803	REM-MOD	MODULAR PAVEMENT, REMOVE, SF	\$ 10.00	SF	1	\$ 10.00
	24804	BLD-MOD	MODULAR PAVEMENT, INSTALL, SF	\$ 6.40	SF	1	\$ 6.40
	24901	BLD-4SW	CONCRETE SIDEWALK AND PAVEMENT 4" THICK, INSTALL, SF	\$ 6.40	SF	1	\$ 6.40
	24902	BLD-5SW	CONCRETE SIDEWALK AND PAVEMENT 5" THICK, INSTALL, SF	\$ 7.20	SF	1	\$ 7.20
	24903	BLD-6SW	CONCRETE SIDEWALK AND PAVEMENT 6" THICK, INSTALL, SF	\$ 8.00	SF	1	\$ 8.00
SEC A / GROUP XV - SIDEWALK AND PAVEMENT (DOWNTOWN & OUTSIDE DOWNTOWN)	25001	REM-CURB	CONCRETE CURB AND GUTTER, REMOVE, LF	\$ 17.60	LF	1	\$ 17.60
	25002	BLD-CURB	CONCRETE CURB AND GUTTER, ALL TYPES, INSTALL, LF	\$ 21.60	LF	1	\$ 21.60
	25003	REM-GCURB	GRANITE CURB REMOVAL, LF	\$ 20.00	LF	1	\$ 20.00
	25201	SAW-CONC	SAW CONCRETE, LF	\$ 6.00	LF	1	\$ 6.00
	25202	SAW-ASPH	SAW ASPHALT, LF	\$ 4.80	LF	1	\$ 4.80
	25301	SEED1	RAKE, SEED, AND MULCH 1000 SQUARE FEET AND LESS, SF	\$ 2.50	SF	1	\$ 2.50
SEC A / GROUP XVI - SEED AND SOD (DOWNTOWN & OUTSIDE DOWNTOWN)	25302	SEED2	RAKE, SEED, AND MULCH 1001 TO 5000 SQUARE FEET, SF	\$ 1.40	SF	1	\$ 1.40
	25303	SEED3	RAKE, SEED, AND MULCH 5001 SF AND ABOVE, SF	\$ 2.00	SF	1	\$ 2.00
	25304	SOD1	GRADE AND SOD 1000 SQUARE FEET AND LESS, SF	\$ 4.00	SF	1	\$ 4.00
	25305	SOD2	GRADE AND SOD 1001 SQUARE FEET AND ABOVE, SF	\$ 2.80	SF	1	\$ 2.80
	25306	SODX	REMOVE/REPLACE SOD,SF	\$ 2.80	SF	1	\$ 2.80

Section & Group	BAFO - Appendix B - Bid Workbook						
	069-19 JEA Overhead and Underground Electrical Maintenance, Construction and Repair Services (UNDERGROUND)						
Section A or B / Group	Bid Item	JEА Standard	JEА DESCRIPTION	Unit Price	UOM	Five Year Forecast	Extended Price
SEC A / GROUP XVII - STREET LIGHTING (DOWNTOWN & OUTSIDE DOWNTOWN)	24400	LPA01*DC, LDA01*DC	POLE AND FIXTURE, ALL OPTIONS, INSTALL OR REM., EA	\$ 760.00	EA	1	\$ 760.00
	24410	LDA01*14, LPA01*14, LPA03*14	POLE AND FIXTURE, ALL OPTIONS, INSTALL OR REM., EA	\$ 760.00	EA	1	\$ 760.00
	24420	LTDS01	POLE AND FIXTURE, ALL OPTIONS, INSTALL OR REMOVE, EA	\$ 760.00	EA	1	\$ 760.00
	24460	LDDA01	POLE BRACKET AND TWO FIXTURES, INSTALL OR REMOVE, EA	\$ 300.00	EA	15	\$ 4,500.00
	24461	LTDT01	POLE BRACKET AND TWO FIXTURES, INSTALL OR REMOVE, EA	\$ 100.00	EA	200	\$ 20,000.00
	24462	ANCBASE__	INSTALL/REMOVE ANCHOR BASE, ALL, EA	\$ 1,440.00	EA	1	\$ 1,440.00
	24471	L101U, L201U, L301U	INSTALL STREET LIGHT L101U, L201U, L301U, ALL OPTIONS, EA	\$ 1,200.00	EA	12	\$ 14,400.00
	24472	L401	INSTALL STREET LIGHT L401, ALL OPTIONS, EA	\$ 100.00	EA	3487	\$ 348,700.00
	24473	L601T, L1501T, L1601T	INSTALL STREET LIGHT SINGLE ARM L601, L1501, L1601, ALL OPTIONS, EA	\$ 100.00	EA	1115	\$ 111,500.00
	24474	L601DT, L1501DT, L1601DT	INSTALL STREET LIGHT DOUBLE ARM L601, L1501, L1601, ALL OPTIONS, EA	\$ 960.00	EA	1	\$ 960.00
	24475	L14	WALL PACK FIXTURE, ALL OPTIONS, INSTALL OR REMOVE, EA	\$ 600.00	EA	10	\$ 6,000.00
	24476	L101U, L201U, L301U, L401	REMOVE STREET LIGHT L101, L201, L301, ALL OPTIONS, EA	\$ 300.00	EA	95	\$ 28,500.00
	24470	L1601T, L601DT, L1501DT, L1601DT, L14	REMOVE STREET LIGHT& BASE, ALL, EA	\$ 300.00	EA	35	\$ 10,500.00
SEC A / GROUP XVIII - PRIMARY CABLE, PULLING, SPLICING, & TERMINATING (OUTSIDE DOWNTOWN)	24701	UVC*__	PULL SINGLE PHASE PRIMARY CABLE UP TO & INCLUDING 1/0 , LF	\$ 1.50	LF	1476912	\$ 2,215,368.00
	24702	UVC*__-__	PULL THREE PHASE PRIMARY CABLE UP TO & INCLUDING 1/0, LF	\$ 4.00	LF	236155	\$ 944,620.00
	24703	UVC*__-__	PULL THREE PHASE CABLE 350 MCM & LARGER, LF	\$ 6.00	LF	71242	\$ 427,452.00
	24704	UVC*__	REMOVE SINGLE PHASE PRIMARY CABLE, ALL LF	\$ 2.00	LF	43908	\$ 87,816.00
	24705	UVC*__	REMOVE THREE PHASE PRIMARY CABLE, ALL LF	\$ 3.00	LF	26625	\$ 79,875.00
	24706	UVSS*__, UVSH*__	SINGLE PHASE SPLICE, UP TO AND INCLUDING 1/0 AWG, EA	\$ 100.00	EA	2582	\$ 258,200.00
	24707	UVSS*__, UVSH*__	SINGLE PHASE SPLICE, 350 MCM AND LARGER, EA	\$ 550.00	EA	327	\$ 179,850.00
	24708	UVT6*__, UVT7*, UVF6,URF6,UWF6	SINGLE PHASE TERMINATION, UP TO AND INCLUDING 1/0 AWG, EA	\$ 100.00	EA	7288	\$ 728,800.00
	24709	UVT6*__, UVT7*__	SINGLE PHASE TERMINATION, 350 MCM AND LARGER, EA	\$ 250.00	EA	140	\$ 35,000.00
	24710	UVT1*__	SINGLE PHASE RISER POLE, EA	\$ 950.00	EA	67	\$ 63,650.00
	24711	UVT2*__	TWO PHASE RISER POLE, EA	\$ 1,150.00	EA	83	\$ 95,450.00
	24712	UVT3*__	THREE PHASE 1/0 AWG RISER POLE, EA	\$ 1,250.00	EA	110	\$ 137,500.00
	24713	UVT4*350	THREE PHASE 350 MCM RISER POLE, EA	\$ 2,000.00	EA	1	\$ 2,000.00
	24714	UVT4*1000	THREE PHASE 1000 MCM RISER POLE, EA	\$ 3,000.00	EA	50	\$ 150,000.00
	24715	UVT1*__, UVT*2_ UVT3*__, UVT4*350	STRIP OUT RISER POLE - SINGLE OR MULTIPHASE - UP TO 350MCM, EA	\$ 300.00	EA	102	\$ 30,600.00
	24716	UVT4*1000	STRIP OUT RISER POLE - 1000 MCM, EA	\$ 1,300.00	EA	17	\$ 22,100.00
	24717	UVC*__	PULL THREE PHASE CABLE UP TO & INCLUDING 1/0, LF	\$ 3.20	LF	1	\$ 3.20
	24718	UVC*__	PULL THREE PHASE CABLE 400KCM & LARGER, LF	\$ 6.00	LF	1440	\$ 8,640.00

Section & Group	BAFO - Appendix B - Bid Workbook						
	069-19 JEA Overhead and Underground Electrical Maintenance, Construction and Repair Services (UNDERGROUND)						
Section A or B / Group	Bid Item	JEA Standard	JEA DESCRIPTION	Unit Price	UOM	Five Year Forecast	Extended Price
SEC A / GROUP XIX - CABLE REMOVAL (DOWNTOWN)	25601	CBL-REM1	PRIMARY, CABLE REMOVAL, UP TO 1/0, LF	\$ 3.20	LF	1	\$ 3.20
	25602	CBL-REM2	PRIMARY, CABLE REMOVAL, 1/0 TO 400 KCM, LF	\$ 4.00	LF	1	\$ 4.00
	25603	CBL-REM3	PRIMARY, CABLE REMOVAL, 401 KCM TO 750 KCM, LF	\$ 4.80	LF	1	\$ 4.80
	25604	CBL-REMS	SECONDARY, CABLE REMOVAL, 500 KCM OR SMALLER, LF	\$ 4.00	LF	1	\$ 4.00
SEC A / GROUP XX - SECONDARY CABLE, PULLING, SPLICING, & TERMINATING (DOWNTOWN)	25605	MUSC*12D	12/2 SECONDARY CABLE INSTALLATION, LF	\$ 3.00	LF	6805	\$ 20,415.00
	25606	MUSC*2	#2 COPPER SECONDARY CABLE INSTALLATION, LF	\$ 2.40	LF	1	\$ 2.40
	25607	MUSC*2/0T	2/0 TRIPLEX SECONDARY CABLE INSTALLATION, LF	\$ 3.00	LF	850	\$ 2,550.00
	25608	MUSC*4/0T	4/0 TRIPLEX SECONDARY CABLE INSTALLATION, LF	\$ 3.00	LF	340	\$ 1,020.00
SEC A / GROUP XX - SECONDARY CABLE, PULLING, SPLICING, & TERMINATING (OUTSIDE DOWNTOWN)	25612	USC*__ FO-PULL	INSTALL SECONDARY CABLE UP TO & INCLUDING 4/0 AND FIBER OPTIC CABLE, ALL,	\$ 1.50	LF	625638	\$ 938,457.00
	25613	USC*__	INSTALL SECONDARY CABLE 350 AND LARGER, ALL, LF	\$ 2.00	LF	4472	\$ 8,944.00
	25614	USC*__ FO-PULL	REMOVE SECONDARY CABLE UP TO & INCLUDING 4/0 AND FIBER OPTIC CABLE, ALL,	\$ 1.50	LF	27587	\$ 41,380.50
	25615	USC*__	REMOVE SECONDARY CABLE 350 AND LARGER, ALL, LF	\$ 2.00	LF	255	\$ 510.00
	25616	USN*__,USS-1*__, USS-SL1,USTSL, USS-SL*__,UST-2*__, USS*__,UST*__	SPLICE/TERMINATE SECONDARY, INSTALL, ALL, EA	\$ 10.00	EA	18873	\$ 188,730.00

Section & Group	BAFO - Appendix B - Bid Workbook						
	069-19 JEA Overhead and Underground Electrical Maintenance, Construction and Repair Services (UNDERGROUND)						
Section A or B / Group	Bid Item	JEAS Standard	JEAS DESCRIPTION	Unit Price	UOM	Five Year Forecast	Extended Price
SEC A / GROUP XX - SECONDARY CABLE, PULLING, SPLICING, & TERMINATING (OUTSIDE DOWNTOWN)	25617	USN*__,USS-1*__, USS-SL1,USTSL, USS-SL*__,UST-2*__, USS*__,UST*_	REMOVE SPLICE/TERMINATION SECONDARY, ALL, EA	\$ 5.00	EA	3560	\$ 17,800.00
	25618	USRC*__, USRW*__, USRXC*__, USRXW*__, USR1XC*__, USR1XW*__, USRB*__, FO-RIS1C, FO-RIS1W	INSTALL & REMOVE UNDERGROUND SECONDARY RISER,ALL,EA	\$ 450.00	EA	150	\$ 67,500.00
SEC A / GROUP XX - SECONDARY CABLE, PULLING, SPLICING, & TERMINATING	25609	USS*__, UST*_	SPLICE OR TERMINATION, SECONDARY, INSTALL, ALL, EA	\$ 135.00	EA	355	\$ 47,925.00
	25610	USS*__, UST*_	REMOVE SPLICE/TERMINATION SECONDARY, ALL, EA	\$ 5.00	EA	137	\$ 685.00
SEC A / GROUP XXI - EQUIPMENT PAINTING AND MARKING	15501		PAINT SINGLE PHASE TRANSFORMER/ENCLOSURE, ALL, EA	\$ 480.00	EA	1	\$ 480.00
	15502		PAINT THREE PHASE TRANSFORMER/ENCLOSURE, ALL, EA	\$ 600.00	EA	1	\$ 600.00
	15508	PAINT-SLP	PAINT ALUMINUM/STEEL STREET LIGHT POLE, ALL, EA	\$ 480.00	EA	1	\$ 480.00
	15509	PAINT-SLP1	PAINT L4 STREET LIGHT POLE, EA.	\$ 480.00	EA	1	\$ 480.00
SEC A / GROUP XXII - MISCELLANEOUS (DOWNTOWN & OUTSIDE DOWNTOWN)	21602	EXC1	EXCAVATE 2'X4'X60" DEEP,ALL,EA	\$ 280.00	EA	1	\$ 280.00
	21603	EXC2	EXCAVATE 4'X6'X60" DEEP,ALL,EA	\$ 450.00	EA	2	\$ 900.00
	21604	EXC3	EXCAVATE 6'X6'X60" DEEP,ALL,EA	\$ 750.00	EA	2	\$ 1,500.00
	21605	BKFL-SELECT	INSTALL SELECT BACKFILL,CU YD	\$ 30.00	CY	73	\$ 2,190.00
	21606	ISOLATION	EXCESSIVE ISOLATION,HR	\$ 160.00	HR	276	\$ 44,160.00
	21607	LOC-EX-FAC	ABNORMAL LOCATE SITUATIONS,HR	\$ 260.00	HR	179	\$ 46,540.00
	21608	UPDB	EQUIPMENT BUMPER,EA	\$ 230.00	EA	55	\$ 12,650.00
	21609	CBL-RACK	CABLE RACK, MANHOLE,INCLUDING 3 ARMS,EA	\$ 40.00	EA	1522	\$ 60,880.00
	21610	FOAM-DUCT	FOAM DUCT, INSTALL, EA	\$ 15.00	EA	245	\$ 3,675.00
	22700	MEAS-PL-TAPE	MEASURING PULL TAPE, INSTALL, LF	\$ 1.60	LF	1	\$ 1.60
SEC A / GROUP XXII - MISCELLANEOUS CONT. (DOWNTOWN & OUTSIDE DOWNTOWN)	23101	GROUT-DUCT*C	GROUT AND SEAL DUCT, CLASS I, EA	\$ 40.00	EA	1	\$ 40.00
	23102	GROUT-DUCT*H	GROUT AND SEAL DUCT, CLASS II, EA	\$ 60.00	EA	1	\$ 60.00
	23401	COUPLE-3-1/2*C	COUPLE TO 3-1/2" DUCT BANK, EA	\$ 28.00	EA	1	\$ 28.00
	23402	COUPLE-4*C	COUPLE TO 4" DUCT BANK, EA	\$ 28.00	EA	1	\$ 28.00
	23403	COUPLE-3-1/2*H	COUPLE TO 3-1/2" DUCT BANK, EA	\$ 28.00	EA	1	\$ 28.00
	23404	COUPLE-4*H	COUPLE TO 4" DUCT BANK, EA	\$ 28.00	EA	1	\$ 28.00
	23501	SPLT-DCT-4	SPLIT DUCT, 4", INSTALL, LF	\$ 30.00	LF	1	\$ 30.00
	23502	SPLT-DCT-6	SPLIT DUCT, 6", INSTALL, LF	\$ 30.00	LF	1	\$ 30.00
	23510	ROD-DUCT*2	ROD 2" DUCT, LF	\$ 1.60	LF	1	\$ 1.60
	23511	ROD-DUCT*3	ROD 3" DUCT, LF	\$ 1.60	LF	1	\$ 1.60
	23512	ROD-DUCT*4	ROD 4" DUCT/LF	\$ 1.60	LF	1	\$ 1.60
	23513	ROD-DUCT*6	ROD 6" DUCT/LF	\$ 1.60	LF	1	\$ 1.60
	24200	PUMP-MH	PUMP OUT MANHOLE, EA	\$ 200.00	EA	992	\$ 198,400.00
	24300	CLEAN-MH	CLEAN OUT MANHOLE, EA	\$ 900.00	EA	1	\$ 900.00
	25400	STUB-OUT	DRILL HOLE IN MANHOLE FOR CONDUIT STUB-OUT, ALL OPTIONS, EA	\$ 360.00	EA	1	\$ 360.00
	25500	SLUG-DUCT	PULL PROPER SIZE DUCT SLUG THRU DUCT, ALL OPTIONS, LF	\$ 3.20	LF	1	\$ 3.20
	28001		General Foreman - Straight Time	\$ 75.00	HR	1283	\$ 96,225.00
	28002		General Foreman - Time & Half (1.5 X Straight Time), Hr	\$ 156.00	HR	1	\$ 156.00

Section & Group	BAFO - Appendix B - Bid Workbook						
	069-19 JEA Overhead and Underground Electrical Maintenance, Construction and Repair Services (UNDERGROUND)						
Section A or B / Group	Bid Item	JEA Standard	JEA DESCRIPTION	Unit Price	UOM	Five Year Forecast	Extended Price
SEC B / GROUP XXIII - L.E.M. LABOR	28003		General Foreman - Double Time (2.0 X Straight Time), Hr	\$ 208.00	HR	1	\$ 208.00
	28004		Foreman (Equip. Operator) - Straight Time, Hr	\$ 82.40	HR	1	\$ 82.40
	28005		Foreman (Equip. Operator) - Time & Half (1.5 X Straight Time), Hr	\$ 123.60	HR	1	\$ 123.60
	28006		Foreman (EQUIP. OPR.) - Double Time (2.0 X Straight Time), Hr	\$ 164.80	HR	1	\$ 164.80
	28007		Lineman - Straight Time, Hr	\$ 101.00	HR	2021	\$ 204,121.00
	28008		Lineman - Time & Half (1.5 X Straight Time), Hr	\$ 151.50	HR	2229	\$ 337,693.50
	28009		Lineman - Double Time (2 X Straight Time)	\$ 161.60	HR	1	\$ 161.60
	28010		Laborer - Straight Time	\$ 47.00	HR	17744	\$ 833,968.00
	28011		Laborer - Time & Half (1.5 X Straight Time)	\$ 70.00	HR	7681	\$ 537,670.00
	28012		Laborer - Double Time (2.0 X Straight Time)	\$ 113.60	HR	1	\$ 113.60
	28013		Foreman - Straight Time	\$ 70.00	HR	9617	\$ 673,190.00
	28014		Foreman - Time & Half (1.5 X Straight Time)	\$ 105.00	HR	2696	\$ 283,080.00
	28015		Foreman - Double Time (2.0 X Straight Time)	\$ 163.20	HR	1	\$ 163.20
	28029		Electrical Contractor, Straight Time	\$ 180.00	HR	1	\$ 180.00
SEC B / GROUP XXIV - L.E.M. EQUIPMENT	29001		Hammer for Backhoe,HR	\$ 50.00	HR	62	\$ 3,100.00
	29002		Hammer, PNEUMATIC, 80 LB,HR	\$ 18.00	HR	7	\$ 126.00
	29003		Generator, 1 TO 5.0 KW,HR	\$ 14.00	HR	5	\$ 70.00
	29004		Cutting torch and Gas,HR	\$ 15.00	HR	8	\$ 120.00
	29005		Portable Welder,HR	\$ 15.00	HR	103	\$ 1,545.00
	29006		Vibrator, Concrete,HR	\$ 8.00	HR	1	\$ 8.00
	29007		Compactor, Roller, 2 Drum 2000 LB,HR	\$ 18.40	HR	1	\$ 18.40
	29008		Air Compressor,(250 CFM HOUR),HR	\$ 20.00	HR	250	\$ 5,000.00
	29009		Truck, Flatbed, 14 Foot to 16 Foot,HR	\$ 25.00	HR	563	\$ 14,075.00
	29010		Truck, Pickup, 4 Wheel Drive, HR	\$ 15.00	HR	16090	\$ 241,350.00
	29011		Truck, Tractor 4X2,HR	\$ 64.00	HR	1	\$ 64.00
	29012		Truck, Flatbed, 14 to 16 Foot, HR	\$ 25.00	HR	487	\$ 12,175.00
	29013		Truck, Dump, 12 Yard,HR	\$ 35.00	HR	412	\$ 14,420.00
	29014		Truck, Dump, 6 Yards, HR	\$ 25.00	HR	430	\$ 10,750.00
	29015		Truck, Water, 1 Ton for Well Drilling,HR	\$ 90.00	HR	57	\$ 5,130.00
	29016		Truck, Dump, 16 Yards, HR	\$ 75.00	HR	22	\$ 1,650.00
	29017		Truck, Bucket, 42 Foot Working Height, HR	\$ 30.00	HR	3693	\$ 110,790.00
	29018		Truck, Corner/center Mount, HR	\$ 65.00	HR	358	\$ 23,270.00
	29019		Truck, Utility Line, HR	\$ 65.00	HR	101	\$ 6,565.00
	29020		Trailer, Semi Tractor, Hr	\$ 104.00	HR	1	\$ 104.00
	29021		Trailer, water tank, engine driven discharge,HR	\$ 20.00	HR	69	\$ 1,380.00
	29022		Crane, 15 Ton, HR	\$ 125.00	HR	13	\$ 1,625.00
	29023		Crane 40 Ton, HR	\$ 145.00	HR	12	\$ 1,740.00
	29024		Crane 75 Ton, HR	\$ 168.00	HR	1	\$ 168.00
	29025		Crane, 90 Ton, HR	\$ 280.00	HR	1	\$ 280.00
	29026		Backhoe, CASE 580C or Equal with Transport Trailer, Hr	\$ 30.00	HR	2259	\$ 67,770.00
	29027		Backhoe, CASE 780C or Equal with Transport Trailer, Hr	\$ 60.00	HR	1	\$ 60.00
	29028		Backhoe, Crawler Type with Transport Trailer, Hr	\$ 45.00	HR	143	\$ 6,435.00

Section & Group	BAFO - Appendix B - Bid Workbook 069-19 JEA Overhead and Underground Electrical Maintenance, Construction and Repair Services (UNDERGROUND)						
Section A or B / Group	Bid Item	JEA Standard	JEA DESCRIPTION	Unit Price	UOM	Five Year Forecast	Extended Price
SEC B / GROUP XXIV - L.E.M. EQUIPMENT	29029		Bulldozer, D4 Cat or Equal, Hr	\$ 132.00	HR	1	\$ 132.00
	29030		Bulldozer, D6 Cat or Equal, Hr	\$ 180.00	HR	1	\$ 180.00
	29031		Tractor and Mower, Bush Hog, Hr	\$ 60.00	HR	1	\$ 60.00
	29032		Trencher, Davis 40+4 or Equal with Transport Trailer, Hr	\$ 45.00	HR	148	\$ 6,660.00
	29033		Pump, Single Diaphragm, 5 HP Minimum, Hr	\$ 15.00	HR	130	\$ 1,950.00
	29034		Pump, 4" Jet with Intake and Discharge Hose, Hr	\$ 25.00	HR	8	\$ 200.00
	29035		Pump, 6" for Well Point Operation, Hr	\$ 68.00	HR	1	\$ 68.00
	29036		Pump, 6" for Well Point Operation, Hr	\$ 4,800.00	HR	1	\$ 4,800.00
	29037		Air Compressor with One Hammer, 100 CFM Minimum, Hr	\$ 35.00	HR	10	\$ 350.00
	29038		Air Compressor, 250 CFM Hour, Hr	\$ 45.00	HR	66	\$ 2,970.00
	29043		Saw, Concrete, Walking Type, Hr	\$ 36.00	HR	1	\$ 36.00
	29044		Saw, Concrete, Handheld Type, Hr	\$ 30.00	HR	12	\$ 360.00
	29045		Trailer, Material/Equipment, 6 Wheel, Hr	\$ 10.00	HR	1863	\$ 18,630.00
	29046		Tamper, Power, 5HP Minimum, Hr	\$ 15.00	HR	57	\$ 855.00
	29047		Van, Splicer/Equipment, Hr	\$ 52.00	HR	1	\$ 52.00
	29050		GROUND PENETRATING RADAR UNIT (HR)	\$ 100.00	HR	1	\$ 100.00
	29051		Bore and Jack Equipment, Hr	\$ 640.00	HR	1	\$ 640.00
	29052		Directional Boring Equipment & Tank Truck, Hr	\$ 400.00	HR	8	\$ 3,200.00
	29053		Truck Mounted Ground Rod Driving Equipment, Hr	\$ 100.00	HR	1	\$ 100.00
	29054		Distribution Conductor Stringing Equipment	\$ 150.00	HR	7	\$ 1,050.00
	29055		Reel Carrier for Distribution Conductor	\$ 10.00	HR	1359	\$ 13,590.00
	29056		Distibution Dollie	\$ 0.80	HR	1	\$ 0.80
Total Bid Price for Underground Work (Enter This Amount on the Bid Form Page 1, line 2)							\$ 20,974,734.30

Award #5 Supporting Documents 10/03/2024

069-19 Appendix B BAFO - Bid Workbook JEA Overhead Bid Workbook for Electrical Maintenance, Construction and Repair Services							
Group / Work / Type	Bid Item	JEA Standard	JEA DESCRIPTION	Unit Price	UOM	Five Year Forecast	Extended Price
Group 1: Poles - Install A. Concrete Poles / Each	1001	P.*/*C	0-4500 lbs. (30-45 ft. All Types, 50/3)	\$ 1,365.52	Ea	28	\$ 38,234.56
	1002	P.*/*C	4501-13000 lbs. (50-60/H)	\$ 1,886.00	Ea	85	\$ 160,310.00
	1003	P.*/*C	13001-23500 lbs. (55-65/LT, 55-65/HT)	\$ 2,100.00	Ea	45	\$ 94,500.00
	1004	P.*/*C	23501-31500 lbs. (70-80/HT)	\$ 2,500.00	Ea	1	\$ 2,500.00
	1005	P.*/*C	31501-37500 lbs. (85-90/HT, 80/XHT)	\$ 2,600.00	Ea	1	\$ 2,600.00
	1006	P.*/*C	37501-44500 lbs. (95-100/HT, 85/XHT)	\$ 2,700.00	Ea	1	\$ 2,700.00
	1007	P.*/*C	44501-54000 lbs. (105-110/HT, 90-100/XHT)	\$ 3,100.00	Ea	1	\$ 3,100.00
Group 1: Poles - Install B. Wood Poles / Each	1101	P.*/*W	0-1500 lbs. (30/4, 35/4, 40/4)	\$ 474.70	Ea	119	\$ 56,489.30
	1102	P.*/*W	1501-2500 lbs. (45/3, 50/3, 50/2)	\$ 522.75	Ea	403	\$ 210,668.25
	1103	P.*/*W	2501-4500 lbs. (55/1, 60/1)	\$ 606.00	Ea	88	\$ 53,328.00
	1104	P.*/*W	4501-5500 lbs. (65/1, 70/1)	\$ 706.00	Ea	13	\$ 9,178.00
	1105	P.*/*W	5501-6500 lbs. (75/1, 80/1)	\$ 848.00	Ea	1	\$ 848.00
	1106	P.*/*W	6501-8000 lbs. (85/1, 90/1)	\$ 848.00	Ea	1	\$ 848.00
Group 1: Poles - Remove C. Fiberglass Poles / Each	1201		0 - 500 LBS. (35 ft.)	\$ 343.40	Ea	1	\$ 343.40
Group 1: Poles - Remove D. Concrete Poles / Each	1301	P.*/*C	0-4500 lbs. (30-45 ft. All Types, 50/3)	\$ 604.75	Ea	1	\$ 604.75
	1302	P.*/*C	4501-13000 lbs. (50-60/H)	\$ 625.25	Ea	1	\$ 625.25
	1303	P.*/*C	13001-23500 lbs. (55-65/LT, 55-65/HT)	\$ 561.56	Ea	1	\$ 561.56
	1304	P.*/*C	23501-31500 lbs. (70-80/HT)	\$ 752.45	Ea	1	\$ 752.45
	1305	P.*/*C	31501-37500 lbs. (85-90/HT, 80/XHT)	\$ 752.45	Ea	1	\$ 752.45
	1306	P.*/*C	37501-44500 lbs. (95-100/HT, 85/XHT)	\$ 752.45	Ea	1	\$ 752.45
	1307	P.*/*C	44501-54000 lbs. (105-110/HT, 90-100/XHT)	\$ 752.45	Ea	1	\$ 752.45
Group 1: Poles - Remove E. Wood Poles / Each	1401	P.*/*W	0-1500 lbs. (30/4, 35/4, 40/4)	\$ 348.50	Ea	1	\$ 348.50
	1402	P.*/*W	1501-2500 lbs. (45/3, 50/3, 50/2)	\$ 348.50	Ea	1	\$ 348.50
	1403	P.*/*W	2501-4500 lbs. (55/1, 60/1)	\$ 404.00	Ea	1	\$ 404.00
	1404	P.*/*W	4501-5500 lbs. (65/1, 70/1)	\$ 404.00	Ea	1	\$ 404.00
	1405	P.*/*W	5501-6500 lbs. (75/1, 80/1)	\$ 838.30	Ea	1	\$ 838.30
	1406	P.*/*W	6501-8000 lbs. (85/1, 90/1)	\$ 838.30	Ea	1	\$ 838.30
	1407	OTRUSS	Remove Osmose Pole Support	\$ 242.40	Ea	1	\$ 242.40
	1250	P.35/FGGLASS	Remove Fiberglass pole 0 - 500 LBS. (35 ft.)	\$ 161.60	Ea	1	\$ 161.60
	1701	SEVP	Severe Condition - Poles/Visit	\$ 627.44	Event	100	\$ 62,744.00
	1702		Relocate Pole Crew - Use LEM rates	LEM Rate	LEM	NA	\$ -
Group 1: Poles - Miscellaneous H	1703		Downtime Pole Crew - Use LEM rates	LEM Rate	LEM	NA	\$ -
	1705	DEEPER	Set Pole Deeper/Foot	\$ 20.75	Ft	593	\$ 12,304.75
	1706	JET	Jetting, Existing Poles Only/Foot	\$ 242.40	Ft	5	\$ 1,212.00
	1708	LEAN	Lean/Straighten/Rake Pole/Each	\$ 164.00	Ea	23	\$ 3,772.00
	1710	DRILL-X	Drill Hole In X-Arm/Each	\$ 20.50	Ea	40	\$ 820.00
	1711	DRILL-W	Drill Hole In Wood Pole/Each	\$ 26.65	Ea	158	\$ 4,210.70
	1712	DRILL-C	Drill Hole In Concrete Pole/Each	\$ 96.35	Ea	85	\$ 8,189.75
	1713	CUT	Cut Pole/Cut X-Arm/Each	\$ 30.75	Ea	955	\$ 29,366.25
	1715	ASPH	Cut & Remove Concrete, Asphalt/Square Foot	\$ 100.00	SF	125	\$ 12,500.00
	1716	PATCH	Patch Concrete/Asphalt/Square Foot	\$ 250.00	SF	1	\$ 250.00
	1717	OHSEED1	Rake, Seed & Mulch/Sq. Ft. (up to 100 Sq. Ft.)	\$ 70.00	Event	280	\$ 19,600.00
	1718	OHSEED2	Rake, Seed & Mulch/Sq. Ft. (101 to 500 Sq. Ft.)	\$ 80.00	Event	1500	\$ 120,000.00
	1719	OHSEED3	Rake, Seed & Mulch/Sq. Ft. (Above 500 Sq. Ft.)	\$ 250.00	Event	1	\$ 250.00
	2001	DA1F	Tangent to 10 Degree Angle	\$ 279.64	Ea	28	\$ 7,829.92
	2002	DA2F	10 to 30 Degree Angle	\$ 155.39	Ea	8	\$ 1,243.12
	2003	DA3F	30 to 60 Degree Angle	\$ 360.84	Ea	1	\$ 360.84
	2004	DA4F	60 to 90 Degree Corner	\$ 473.57	Ea	8	\$ 3,788.56
Group II Framing - Install A. Vertical Primary / Each Single Phase with Shield	2005	DA5F	Deadend	\$ 319.41	Ea	25	\$ 7,985.25
	2006	DA6F	Extension Off Deadend	\$ 391.96	Ea	3	\$ 1,175.88

Award #5 Supporting Documents 10/03/2024

069-19 Appendix B BAFO - Bid Workbook JEA Overhead Bid Workbook for Electrical Maintenance, Construction and Repair Services							
Group / Work / Type	Bid Item	JEA Standard	JEA DESCRIPTION	Unit Price	UOM	Five Year Forecast	Extended Price
Group II Framing - Install A. Vertical Primary / Each Single Phase with Shield (continued)	2007	DA7F	Slackspan Deadend	\$ 380.89	Ea	8	\$ 3,047.12
	2008	DA8F	Double Deadend	\$ 588.37	Ea	15	\$ 8,825.55
	2009	DA18F	Tap Off Deadend 60 to 90 Deg.	\$ 319.82	Ea	1	\$ 319.82
	2010	DA20F	Tap Off Tangent 75 to 90 Deg.	\$ 407.97	Ea	15	\$ 6,119.55
	2011	DA21F	0 to 10 Degree Cross	\$ 429.07	Ea	1	\$ 429.07
	2012	DA22F	10 to 30 Degree Cross	\$ 358.18	Ea	1	\$ 358.18
Group II Framing - Install A. Vertical Primary / Each Single Phase without Shield	2024	DA22F-5	10 to 30 Degree Cross	\$ 292.54	Ea	1	\$ 292.54
	2023	DA21F-5	0 to 10 Degree Cross	\$ 292.13	Ea	3	\$ 876.39
	2022	DA20F-5	Tap Off Tangent 75 to 90 Deg.	\$ 283.72	Ea	13	\$ 3,688.36
	2021	DA18F-5	Tap Off Deadend 60 to 90 Deg.	\$ 525.64	Ea	1	\$ 525.64
	2020	DA8F-5	Double Deadend	\$ 525.64	Ea	15	\$ 7,884.60
	2019	DA7F-5	Slackspan Deadend	\$ 236.98	Ea	1	\$ 236.98
	2018	DA6F-5	Extension Off Deadend	\$ 330.10	Ea	5	\$ 1,650.50
	2017	DA5F-5	Deadend	\$ 319.41	Ea	38	\$ 12,137.58
	2016	DA4F-5	60 to 90 Degree Corner	\$ 473.57	Ea	13	\$ 6,156.41
	2015	DA3F-5	30 to 60 Degree Angle	\$ 124.23	Ea	8	\$ 993.84
	2014	DA2F-5	10 to 30 Degree Angle	\$ 155.39	Ea	23	\$ 3,573.97
	2013	DA1F-5	Tangent to 10 Degree Angle	\$ 153.87	Ea	55	\$ 8,462.85
	2091	DA6F-6	Neutral to Shield Transition	\$ 248.26	Ea	1	\$ 248.26
	2025	DB1F	Tangent to 10 Degree Angle	\$ 749.93	Ea	3	\$ 2,249.79
Group II Framing - Install A. Vertical Primary / Each Two Phase with Shield	2026	DB2F	10 to 30 Degree Angle	\$ 762.23	Ea	1	\$ 762.23
	2027	DB3F	30 to 60 Degree Angle	\$ 597.82	Ea	1	\$ 597.82
	2028	DB4F	60 to 90 Degree Corner	\$ 989.41	Ea	1	\$ 989.41
	2029	DB5F	Deadend	\$ 494.50	Ea	5	\$ 2,472.50
	2030	DB6F	Extension Off Deadend	\$ 670.35	Ea	1	\$ 670.35
	2031	DB7F	Slackspan Deadend	\$ 617.52	Ea	1	\$ 617.52
	2032	DB8F	Double Deadend	\$ 1,144.35	Ea	1	\$ 1,144.35
	2033	DB18F	Tap Off Deadend 60 to 90 Deg.	\$ 987.32	Ea	1	\$ 987.32
	2034	DB20F	Tap Off Tangent 75 to 90 Deg.	\$ 671.19	Ea	3	\$ 2,013.57
	2035	DB21F	0 to 10 Degree Cross	\$ 691.28	Ea	1	\$ 691.28
	2036	DB22F	10 to 30 Degree Cross	\$ 650.28	Ea	1	\$ 650.28
	2048	DB22F-5	10 to 30 Degree Cross	\$ 584.68	Ea	1	\$ 584.68
	2047	DB21F-5	0 to 10 Degree Cross	\$ 583.86	Ea	1	\$ 583.86
	2046	DB20F-5	Tap Off Tangent 75 to 90 Deg.	\$ 567.44	Ea	13	\$ 7,376.72
Group II Framing - Install A. Vertical Primary / Each Two Phase without Shield	2045	DB18F-5	Tap Off Deadend 60 to 90 Deg.	\$ 555.98	Ea	1	\$ 555.98
	2044	DB8F-5	Double Deadend	\$ 723.73	Ea	3	\$ 2,171.19
	2043	DB7F-5	Slackspan Deadend	\$ 473.20	Ea	3	\$ 1,419.60
	2042	DB6F-5	Extension Off Deadend	\$ 659.73	Ea	1	\$ 659.73
	2041	DB5F-5	Deadend	\$ 391.16	Ea	3	\$ 1,173.48
	2040	DB4F-5	60 to 90 Degree Corner	\$ 660.14	Ea	1	\$ 660.14
	2039	DB3F-5	30 to 90 Degree Angle	\$ 268.98	Ea	1	\$ 268.98
	2038	DB2F-5	10 to 30 Degree Angle	\$ 412.89	Ea	1	\$ 412.89
	2037	DB1F-5	Tangent to 10 Degree Angle	\$ 412.07	Ea	3	\$ 1,236.21
	2092	DB6F-6	Neutral to Shield Transition	\$ 227.79	Ea	1	\$ 227.79
	2049	DC1F	Tangent to 10 Degree Angle	\$ 711.35	Ea	73	\$ 51,928.55
	2050	DC2F	10 to 30 Degree Angle	\$ 857.37	Ea	53	\$ 45,440.61
	2051	DC3F	30 to 60 Degree Angle	\$ 775.78	Ea	1	\$ 775.78
	2052	DC4F	60 to 90 Degree Corner	\$ 1,671.06	Ea	1	\$ 1,671.06
Group II Framing - Install A. Vertical Primary / Each Three Phase with Shield	2053	DC5F	Deadend	\$ 670.19	Ea	38	\$ 25,467.22
	2054	DC6F	Extension Off Deadend	\$ 1,033.22	Ea	25	\$ 25,830.50
	2055	DC6F-6	Neutral To Shield Trans.	\$ 228.60	Ea	5	\$ 1,143.00
	2056	DC7F	Slackspan Deadend	\$ 936.73	Ea	1	\$ 936.73
	2057	DC7SLF	Deadend & Slack Carry Thru	\$ 1,199.54	Ea	3	\$ 3,598.62

Award #5 Supporting Documents 10/03/2024

069-19 Appendix B BAFO - Bid Workbook JEA Overhead Bid Workbook for Electrical Maintenance, Construction and Repair Services							
Group / Work / Type	Bid Item	JEA Standard	JEA DESCRIPTION	Unit Price	UOM	Five Year Forecast	Extended Price
Group II Framing - Install A. Vertical Primary / Each Three Phase with Shield (continued)	2058	DC8F	Double Deadend	\$ 1,682.93	Ea	30	\$ 50,487.90
	2059	DC18F	Tap Off Deadend 60 to 90 Deg.	\$ 1,001.28	Ea	3	\$ 3,003.84
	2060	DC20F	Tap Off Tangent 75 to 90 Deg.	\$ 1,019.10	Ea	13	\$ 13,248.30
	2061	DC21F	0 to 10 Degree Cross	\$ 1,070.37	Ea	1	\$ 1,070.37
	2062	DC22F	10 to 30 Degree Cross	\$ 1,132.30	Ea	1	\$ 1,132.30
Group II Framing - Install A. Vertical Primary / Each Three Phase without Shield	2063	DC1F-5	Tangent to 10 Degree Angle	\$ 619.55	Ea	135	\$ 83,639.25
	2064	DC2F-5	10 to 30 Degree Angle	\$ 620.78	Ea	45	\$ 27,935.10
	2065	DC3F-5	30 to 60 Degree Angle	\$ 528.92	Ea	3	\$ 1,586.76
	2066	DC4F-5	60 to 90 Degree Corner	\$ 1,177.79	Ea	8	\$ 9,422.32
	2067	DC5F-5	Deadend	\$ 587.35	Ea	33	\$ 19,382.55
	2068	DC6F-5	Extension Off Deadend	\$ 992.90	Ea	10	\$ 9,929.00
	2069	DC7F-5	Slackspan Deadend	\$ 710.39	Ea	3	\$ 2,131.17
	2070	DC8F-5	Double Deadend	\$ 1,518.76	Ea	18	\$ 27,337.68
	2071	DC18F-5	Tap Off Deadend 60 to 90 Deg.	\$ 836.44	Ea	3	\$ 2,509.32
	2072	DC20F-5	Tap Off Tangent 75 to 90 Deg.	\$ 853.01	Ea	18	\$ 15,354.18
	2073	DC21F-5	0 to 10 Degree Cross	\$ 880.95	Ea	1	\$ 880.95
	2074	DC22F-5	10 to 30 Degree Cross	\$ 882.18	Ea	1	\$ 882.18
	2075	DA1F-2	0 TO 15 Degree Tangent (Maintenance Only)	\$ 279.64	Ea	1	\$ 279.64
	2076	DA3F-2	15 to 60 Degree Angle (Maintenance Only)	\$ 360.84	Ea	1	\$ 360.84
Group II Framing - Install B. Contaminated Environment / Each	2077	DA4F-2	60 to 90 Degree Corner (Maintenance Only)	\$ 433.84	Ea	1	\$ 433.84
	2078	DA5F-2	Deadend (Maintenance Only)	\$ 319.41	Ea	1	\$ 319.41
	2079	DA6F-2	Extension (Maintenance Only)	\$ 391.96	Ea	1	\$ 391.96
	2080	DA8F-2	Double Deadend (Maintenance Only)	\$ 588.38	Ea	1	\$ 588.38
	2081	DA20F-2	Tap (Maintenance Only)	\$ 407.98	Ea	1	\$ 407.98
	2082	DA22F-2	Cross (Maintenance Only)	\$ 358.18	Ea	1	\$ 358.18
	2083	VA1-2	Fog Bowl, X-Arm (Maintenance Only)	\$ 279.64	Ea	1	\$ 279.64
	2084	VA2-2	Jumper Pin (Maintenance Only)	\$ 155.39	Ea	1	\$ 155.39
	2085	DGAF-2	26.4kV Single-Phase Transformer	\$ 155.39	Ea	43	\$ 6,681.77
	2086	DGBF-2	26.4kV Two-Phase Transformer Bank	\$ 2,103.30	Ea	3	\$ 6,309.90
	2087	DGCF-2	26.4kV Three-Phase Transformer Bank	\$ 2,939.70	Ea	1	\$ 2,939.70
	2088	DUAF-2	Single-Phase Riser - Tangent	\$ 269.99	Ea	10	\$ 2,699.90
	2089	DUBF-2	Two-Phase Riser - Tangent	\$ 598.60	Ea	3	\$ 1,795.80
	2090	DUCF-2	Three-Phase Riser - Tangent	\$ 797.45	Ea	23	\$ 18,341.35
	2101	DX1	Flying Cross	\$ 143.50	Ea	1	\$ 143.50
	2102	DX2	Flying Cross	\$ 287.00	Ea	1	\$ 287.00
	2103	DX3	Tee-Tap	\$ 246.00	Ea	1	\$ 246.00
	2104	P1	Tie Top Insulator w/Bracket	\$ 206.23	Ea	1	\$ 206.23
Group II Framing - Install C. Substructure / Each Primary	2105	P1-1	Tie Top Post Insulator	\$ 164.82	Ea	1	\$ 164.82
	2106	P1-2	Tie Top - Steel Post	\$ 174.66	Ea	1	\$ 174.66
	2107	P1-3	Two Tie Top Post	\$ 129.56	Ea	1	\$ 129.56
	2108	P1-4	X-Arm Jumper Pin w/Insulator	\$ 174.66	Ea	1	\$ 174.66
	2109	P2	Clamp Top Insulator	\$ 206.64	Ea	1	\$ 206.64
	2110	P2-1	Clamp Top Post Insulator	\$ 165.23	Ea	1	\$ 165.23
	2111	P2-2	Clamp Top - Steel Post	\$ 175.07	Ea	1	\$ 175.07
	2112	P3	Suspension Insulator, 30 to 60 Degree Angle	\$ 176.10	Ea	1	\$ 176.10
	2113	P4	Suspension Insulator, Tap 60 to 90 Degree Angle	\$ 114.60	Ea	1	\$ 114.60
	2114	P5	Suspension Insulator, Deadend 60 to 90 Degree	\$ 175.01	Ea	1	\$ 175.01
Group II Framing - Install C. Substructure / Each Primary (continued)	2115	P7	Clamp Top Insulator w/Bracket, Slack Span Deadend	\$ 236.98	Ea	1	\$ 236.98
	2116	P7-1	Clamp Top Insulator, Slack Span Deadend	\$ 195.57	Ea	1	\$ 195.57
	2117	P8	Clamp or Tie Top w/ Extension Bracket	\$ 206.64	Ea	1	\$ 206.64
	2129	P9	Pole Top Bracket w/ Tie Top Insulator	\$ 192.70	Ea	1	\$ 192.70
	2118	PB	Primary Break	\$ 205.00	Ea	1	\$ 205.00

Award #5 Supporting Documents 10/03/2024

069-19 Appendix B BAFO - Bid Workbook JEA Overhead Bid Workbook for Electrical Maintenance, Construction and Repair Services							
Group / Work / Type	Bid Item	JEA Standard	JEA DESCRIPTION	Unit Price	UOM	Five Year Forecast	Extended Price
Group II Framing - Install C. Substructure / Each Shield	2119	SH1	Tangent	\$ 216.48	Ea	1	\$ 216.48
	2120	SH2	Flying Angle	\$ 175.07	Ea	1	\$ 175.07
	2121	SH3	Angle	\$ 164.43	Ea	1	\$ 164.43
	2122	SH4	Corner	\$ 451.86	Ea	1	\$ 451.86
	2123	SH5	Deadend	\$ 143.93	Ea	1	\$ 143.93
	2124	SH6	Corner Deadend/Extension	\$ 195.57	Ea	1	\$ 195.57
	2125	SH8	Double Deadend/Slack Span	\$ 339.50	Ea	1	\$ 339.50
	2126	SH20	Tangent & Tap	\$ 226.75	Ea	1	\$ 226.75
	2127	SH21	Cross	\$ 188.19	Ea	1	\$ 188.19
	2128	SH30	Split Bolt Assembly	\$ 123.41	Ea	1	\$ 123.41
Group II Framing - Install D. Horizontal Primary / Each Shielded	2201	VA20	Tap Off T1 or T2	\$ 658.46	Ea	1	\$ 658.46
	2202	VA22	0 to 5 Degree Cross	\$ 252.31	Ea	1	\$ 252.31
	2203	T1	Tangent to 5 Degree Angle	\$ 811.43	Ea	1	\$ 811.43
	2204	T2	5 to 30 Degree Angle	\$ 1,000.00	Ea	1	\$ 1,000.00
	2206	T5	Deadend	\$ 760.55	Ea	1	\$ 760.55
	2205	T6	Extension Off Deadend	\$ 881.50	Ea	1	\$ 881.50
	2207	T8	Double Deadend	\$ 1,488.30	Ea	1	\$ 1,488.30
	2208	T20	Tap	\$ 834.35	Ea	1	\$ 834.35
	2209	T22	Cross Tap	\$ 867.15	Ea	1	\$ 867.15
	2210	VA20-1	X-Arm Tap Off T1 or T2	\$ 524.80	Ea	1	\$ 524.80
Group II Framing - Install D. Horizontal Primary / Each Unshielded	2211	VA20-5	Tap Off T1 or T2	\$ 281.81	Ea	1	\$ 281.81
	2212	VA22-5	0 to 5 Degree Cross	\$ 206.23	Ea	1	\$ 206.23
	2213	VB1-5	Tangent to 5 Degree Angle	\$ 414.33	Ea	1	\$ 414.33
	2214	VB2-5	5 to 30 Degree Angle	\$ 538.76	Ea	1	\$ 538.76
	2215	VB6-5	Extension Off Deadend	\$ 749.07	Ea	1	\$ 749.07
	2216	VB7-5	Deadend	\$ 433.82	Ea	1	\$ 433.82
	2217	VB8-5	Double Deadend	\$ 697.45	Ea	1	\$ 697.45
	2218	VB20-5	Tap 0 to 5 Degree Angle	\$ 607.23	Ea	1	\$ 607.23
	2219	VB22-5	0 to 5 Degree Cross	\$ 648.64	Ea	1	\$ 648.64
	2220	T1-5	Tangent to 5 Degree Angle	\$ 594.50	Ea	1	\$ 594.50
	2221	T2-5	5 to 30 Degree Angle	\$ 754.03	Ea	1	\$ 754.03
	2222	T5-5	Deadend	\$ 638.82	Ea	1	\$ 638.82
	2223	T8-5	Double Deadend	\$ 1,081.62	Ea	1	\$ 1,081.62
	2224	T6-5	Extension Off Deadend	\$ 1,170.96	Ea	1	\$ 1,170.96
	2225	T20-5	Tap	\$ 755.63	Ea	1	\$ 755.63
	2226	T22-5	0 to 5 Degree Cross Tap	\$ 874.14	Ea	1	\$ 874.14
	2227	ARM	Crossarm, Temporary	\$ 481.75	Ea	1	\$ 481.75
Group II Framing - Install E. Aerial Cable / Each	2322	AE1	Tangent to 10 Degree Angle	\$ 220.99	Ea	1	\$ 220.99
	2323	AE2	Tangent to 10 Degree Angle	\$ 220.60	Ea	1	\$ 220.60
	2324	AE3	Angle - 10 to 60 Degree Angle	\$ 220.99	Ea	1	\$ 220.99
Group II Framing - Install E. Aerial Cable / Each Single Phase	2301	KA20-F	Tap (Front of Pole) Fused (Maintenance Only)	\$ 655.00	Ea	1	\$ 655.00
	2302	KA20-1F	Tap (Back of Pole) Fused (Maintenance Only)	\$ 686.16	Ea	1	\$ 686.16
	2303	KA22-F	Double Tap Fused (Maintenance Only)	\$ 706.86	Ea	1	\$ 706.86
Group II Framing - Install E. Aerial Cable / Each Two Phase	2304	KB1	Tangent to 5 Degree Angle (Maintenance Only)	\$ 201.93	Ea	1	\$ 201.93
	2305	KB1-1	Tangent to 5 deg(w/Anti-Sway) (Maintenance Only)	\$ 233.70	Ea	1	\$ 233.70
	2306	KB2	5 to 10 Degree Angle (Maintenance Only)	\$ 304.43	Ea	1	\$ 304.43
	2307	KB3	10 to 60 Degree Angle (Maintenance Only)	\$ 684.50	Ea	1	\$ 684.50
	2308	KB4	60 to 90 Degree Angle (Maintenance Only)	\$ 859.59	Ea	1	\$ 859.59
	2309	KB5	Deadend (Maintenance Only)	\$ 566.01	Ea	1	\$ 566.01
	2310	KB20	Tap (Front of Pole) Fused (Maintenance Only)	\$ 1,440.74	Ea	1	\$ 1,440.74
	2311	KB20-1	Tap (Back of Pole) Fused (Maintenance Only)	\$ 1,340.91	Ea	1	\$ 1,340.91
	2312	KB22	0 to 5 Degree Cross Tap (Maintenance Only)	\$ 852.19	Ea	1	\$ 852.19

Award #5 Supporting Documents 10/03/2024

069-19 Appendix B BAFO - Bid Workbook JEA Overhead Bid Workbook for Electrical Maintenance, Construction and Repair Services							
Group / Work / Type	Bid Item	JE A Standard	JE A DESCRIPTION	Unit Price	UOM	Five Year Forecast	Extended Price
Group II Framing - Install E. Aerial Cable / Each Three Phase	2313	KC1	Tangent to 5 Degree Angle (Maintenance Only)	\$ 618.08	Ea	1	\$ 618.08
	2314	KC1-1	Tangent to 5 Deg(w/Anti-Sway) (Maintenance Only)	\$ 239.85	Ea	1	\$ 239.85
	2315	KC2	5 to 10 Degree Angle (Maintenance Only)	\$ 618.08	Ea	1	\$ 618.08
	2316	KC3	10 to 60 Degree Angle (Maintenance Only)	\$ 967.42	Ea	1	\$ 967.42
	2317	KC4	60 to 90 Degree Angle (Maintenance Only)	\$ 1,089.17	Ea	1	\$ 1,089.17
	2318	KC5	Deadend (Maintenance Only)	\$ 763.22	Ea	1	\$ 763.22
	2319	KC20	Tap (Front of Pole) Fused (Maintenance Only)	\$ 1,545.91	Ea	1	\$ 1,545.91
	2320	KC20-1	Tap (Back of Pole) Fused (Maintenance Only)	\$ 1,370.22	Ea	1	\$ 1,370.22
	2321	KC22	0 to 5 Degree Cross Tap (Maintenance Only)	\$ 911.43	Ea	1	\$ 911.43
Group II Framing - Install F. Single-Phase Primary / Each	2350	SP1	Tangent, 0 to 10 Degree Angle	\$ 387.45	Ea	1	\$ 387.45
	2351	SP2	Tangent, 10 to 30 Degree Angle	\$ 446.10	Ea	1	\$ 446.10
	2352	SP3	Cross	\$ 786.40	Ea	1	\$ 786.40
	2353	SP4	Tangent w/ Single-phase Tap	\$ 501.45	Ea	1	\$ 501.45
Group II Framing - Install G. Single-Phase Primary / Each	2401	DGAF	Single Phase	\$ 1,027.07	Ea	1	\$ 1,027.07
		WGAF, RGAF, DGRA, LG2	Single Phase	\$ 1,255.85	Ea	1	\$ 1,255.85
	2402	DGBF, WGBF, RGBF, DGRB	Two Phase	\$ 2,104.96	Ea	1	\$ 2,104.96
	2403	DGCF, WGCF, RGCF, DGRC	Three Phase	\$ 2,939.70	Ea	1	\$ 2,939.70
	2404	TRANS	Transformer, Individual	\$ 492.00	Ea	1	\$ 492.00
	2405	TGCUT	Cutout For Temporary Grounding	\$ 51.25	Ea	1	\$ 51.25
Group II Framing - Install H. Switch / Each Group	2501	DS1S	Switch Handle Conversion Kit	\$ 738.00	Ea	1	\$ 738.00
	2502	DS1-5	Group Operated Switch 26.4 kV	\$ 4,378.80	Ea	1	\$ 4,378.80
		DS1R-5, DS1RT-5, DS2-5	(Horizontal or Vertical)	\$ 3,462.45	Ea	1	\$ 3,462.45
	2508	SCADA	Vertical or Horizontal Style Scada-Mate Switch	\$ 4,534.60	Ea	1	\$ 4,534.60
Group II Framing - Install H. Switch / Each Hook	2504	DS3-5	Underhung, 26.4kV	\$ 3,277.95	Ea	1	\$ 3,277.95
	2506	DS5-5, DS5R-5, DS5RT-5	Vertical, 26.4kV	\$ 2,783.16	Ea	1	\$ 2,783.16
	2507	RS3-5	Underhung, 4 kV	\$ 3,254.64	Ea	1	\$ 3,254.64
Group II Framing - Install H. Switch / Each Primary Metering	2509	MD1, MR1	Primary Metering Equipment - Vertical Const.	\$ 3,280.00	Ea	8	\$ 26,240.00
	2510	MD2, MR2	Primary Metering Equipment - Horz. Const.	\$ 3,280.00	Ea	1	\$ 3,280.00
Group II Framing - Install I. System Protection / Each	2601	F1	Wishbone For Tap	\$ 490.36	Ea	1	\$ 490.36
	2602	F2	Wishbone For Double Tap	\$ 493.23	Ea	1	\$ 493.23
	2603	F3	Wishbone For Cross	\$ 395.24	Ea	1	\$ 395.24
	2605	F5	Standoff - Sectionalizing	\$ 314.06	Ea	1	\$ 314.06
	2606	F5-1	Wishbone - Sectionalizing	\$ 456.74	Ea	1	\$ 456.74
	2616	F5-2	Wishbone - Sectionalizing	\$ 457.99	Ea	8	\$ 3,663.92
	2607	F6	X-arm Mount For Tap	\$ 399.34	Ea	1	\$ 399.34
	2608	F7	X-arm Mount For Cross	\$ 399.34	Ea	1	\$ 399.34
	2609	F8	X-arm Mount, Sectionalizing	\$ 399.34	Ea	1	\$ 399.34
	2610	F9	Single Phase Tap From X-Arm or Pole Top Pin	\$ 232.06	Ea	1	\$ 232.06
	2611	F10	Single Phase Cross From X-Arm or Pole Top Pin	\$ 232.06	Ea	1	\$ 232.06
	2612	F11, F11-H, F11-S	Arrester	\$ 183.27	Ea	1	\$ 183.27
	2617	F11-SS	Arrester (Double)	\$ 306.38	Ea	30	\$ 9,191.40
	2613	I.FUSOH***	Fuse Link Exchange/Replace	\$ 123.00	Ea	1	\$ 123.00
	2614	I.ARRLI***	Intermediate Arrester Only	\$ 133.25	Ea	1	\$ 133.25
	2615	I.ARRLI***	Arrester Only	\$ 133.25	Ea	1	\$ 133.25
	2618	I.CUTOT***	Cutout Only	\$ 133.25	Ea	38	\$ 5,063.50
Group II Framing - Install J. Riser Pole / Each Single Phase	2701	RUAF, WUAF, DUAF	Tangent or Deadend	\$ 269.99	Ea	1	\$ 269.99
Group II Framing - Install J. Riser Pole / Each Two Phase	2703	RUBF, WUBF, DUBF	Tangent or Deadend	\$ 600.45	Ea	1	\$ 600.45
Group II Framing - Install J. Riser Pole / Each Three Phase	2705	RUCF, WUCF, DUCF	Tangent	\$ 797.66	Ea	1	\$ 797.66
Group II Framing - Install J. Riser Pole / Each Relocation of Riser Poles	2707	PRISER1	Primary Riser, 1/0, Per Phase	\$ 328.00	Ea	8	\$ 2,624.00
	2708	PRISER3	Primary Riser, 350KCM-1000KCM, Three-Phase	\$ 984.00	Ea	1	\$ 984.00
	2709	SRISERSMALL	Secondary Riser, 4/0 or Smaller, Per Riser	\$ 205.00	Ea	35	\$ 7,175.00
	2710	SRISERLARGE	Secondary Riser, Larger Than 4/0, Per Riser	\$ 205.00	Ea	3	\$ 615.00

Award #5 Supporting Documents 10/03/2024

069-19 Appendix B BAFO - Bid Workbook JEA Overhead Bid Workbook for Electrical Maintenance, Construction and Repair Services							
Group / Work / Type	Bid Item	JEA Standard	JEA DESCRIPTION	Unit Price	UOM	Five Year Forecast	Extended Price
Group II Framing - Install J. Riser Pole / Each Primary and Secondary Riser Removal	2711		Primary and Secondary Riser Removal	\$ 246.00	Ea	1	\$ 246.00
Group II Framing - Install K. Identification / Station	2801	Numbering	Numbering all	\$ 61.50	Ea	1	\$ 61.50
Group II Framing - Install L. Lighting / Each	2901	L1/L101, L2/L202, L3/L303	Roadway Fixture	\$ 499.18	Ea	88	\$ 43,927.84
		FL1, FL3	Floodlight - Single Mount	\$ 330.26	Ea	1	\$ 330.26
	2909	FL2, FL4	Floodlight - Double Mount	\$ 558.01	Ea	1	\$ 558.01
	2902	L13	Obstruction Light	\$ 246.00	Ea	1	\$ 246.00
	2903	LAMP	Street Light Light Lamp Only	\$ 143.50	Ea	1	\$ 143.50
	2904	REFR	Street Light Refractor Only	\$ 51.25	Ea	1	\$ 51.25
	2906	PHOTO	Photo Cell Only	\$ 30.75	Ea	3	\$ 92.25
				\$ -			
	2907	L1R / L101R L2R / L201R L3R / L201R L8R / L301R L9R	70W HPS / LED Fixture Only 200W HPS / LED Fixture Only 250W HPS / LED Fixture Only 400W MH / LED Fixture Only 400W HPS Cut-off Fixture Only	\$ 143.50	Ea	1	\$ 143.50
	2908	LB1 LB2 LB3	8 Foot Bracket - w/o Fixture 12 Foot Bracket - w/o Fixture 15 Foot Bracket - w/o Fixture	\$ 184.50	Ea	1	\$ 184.50
Group II Framing - Install M. Secondary / Each	3001	S1	Open Wire Spool (Wht)	\$ 137.56	Ea	93	\$ 12,793.08
	3002	S1-1	Open Wire Spool (Brn)	\$ 147.81	Ea	5	\$ 739.05
	3003	S4	Secondary Deadend	\$ 123.41	Ea	55	\$ 6,787.55
	3004	S5	Neutral Deadend	\$ 101.00	Ea	583	\$ 58,883.00
	3005	S6	Double Eyebolt	\$ 1.44	Ea	605	\$ 871.20
	3006	S7	Tangent Assembly Neutral	\$ 117.47	Ea	353	\$ 41,466.91
	3007	S8	Flying Angle	\$ 124.03	Ea	15	\$ 1,860.45
	3008	S9	Splice	\$ 116.03	Ea	148	\$ 17,172.44
	3009	S10	Break	\$ 317.75	Ea	1	\$ 317.75
	3010	S20 or S20Q	Connection	\$ 102.50	Ea	903	\$ 92,557.50
	3011	S21 or S21Q	Connection At House	\$ 102.50	Ea	5	\$ 512.50
	3014	I.NUTEY002	Eyenuit	\$ 10.25	Ea	28	\$ 287.00
	3015	I.CLASR001	CD80 Only	\$ 123.00	Ea	8	\$ 984.00
	3016	I.CLASR002	CD81 Only	\$ 123.00	Ea	30	\$ 3,690.00
	3017	S7-1	Tangent Assembly (Hot)	\$ 112.75	Ea	3	\$ 338.25

Award #5 Supporting Documents 10/03/2024

069-19 Appendix B BAFO - Bid Workbook JEA Overhead Bid Workbook for Electrical Maintenance, Construction and Repair Services							
Group / Work / Type	Bid Item	JE A Standard	JE A DESCRIPTION	Unit Price	UOM	Five Year Forecast	Extended Price
Group II Framing - Install M. Secondary / Each (continued)	3018	SC1	Control 0 to 10 Degree	\$ 112.75	Ea	1	\$ 112.75
	3019	SC2	Control 10 to 60 Degree	\$ 112.75	Ea	1	\$ 112.75
	3020	SC4	Control 60 to 90 Degree	\$ 112.75	Ea	1	\$ 112.75
	3021	SC5	Control Cable Deadend	\$ 112.75	Ea	1	\$ 112.75
	3022	SC8	Control Double DE	\$ 225.50	Ea	1	\$ 225.50
Group II Framing - Remove N. Bracket / Each Primary / Secondary	3101	PIN	Pin Support Type, Pin Top For Xarm.	\$ 10.25	Ea	143	\$ 1,465.75
	3102	POLETOP	Pole Top, etc.	\$ 30.75	Ea	60	\$ 1,845.00
	3103	STANDOFF	Standoff (Vertical Const.)	\$ 30.75	Ea	668	\$ 20,541.00
	3104	AERIAL	Aerial Cable, All Plus Spacers	\$ 1.64	Ea	1	\$ 1.64
	3105	EQUIP	Equipment Pothead/Cable Term.	\$ 51.25	Ea	25	\$ 1,281.25
	3106	CLUSTER	Cluster Mount	\$ 61.50	Ea	25	\$ 1,537.50
	3107	DOWNLEAD	Downlead Standoff	\$ 20.50	Ea	1	\$ 20.50
	3108	OFFSET	Offset Deadend	\$ 30.75	Ea	1	\$ 30.75
	3109	SWITCH	Switch Mounting	\$ 20.50	Ea	288	\$ 5,904.00
	3110	SEC	Secondary, All (Bolt Does Not Constitute)	\$ 20.50	Ea	108	\$ 2,214.00
Group II Framing - Remove N. Bracket / Each	3111	SINGLE	Single Phase	\$ 20.50	Ea	5	\$ 102.50
	3112	MULTI	Two and Three Phase	\$ 20.50	Ea	5	\$ 102.50
Group II Framing - Remove N. Bracket / Each Streetlighting	3113	A15-FOOT	15 Foot Truss	\$ 51.25	Ea	1	\$ 51.25
	3114	A12-FOOT	12 Foot Truss	\$ 51.25	Ea	38	\$ 1,947.50
	3115	A8-FOOT	8 Foot and Smaller Trusses	\$ 51.25	Ea	30	\$ 1,537.50
	3128	FLDBKT	Floodlight Bracket, Single or Double Mount	\$ 20.50	Ea	1	\$ 20.50
Group II Framing - Remove O. Miscellaneous Hardware / Each	3116	DESHOE	Neutral Deadend	\$ 20.50	Ea	820	\$ 16,810.00
	3117	DEYE	Double Eyebolt	\$ 20.50	Ea	588	\$ 12,054.00
	3118	POLECON	Connection	\$ 10.25	Ea	878	\$ 8,999.50
	3119	HOUSECON	Connection At House	\$ 10.25	Ea	3	\$ 30.75
	3120	TANGENT	Tangent Assembly Secondary	\$ 10.25	Ea	278	\$ 2,849.50
	3121	MIDSPAN	Mid-Span Secondard Tap	\$ 51.25	Ea	1	\$ 51.25
	3123	NUMBER	Number, All (per station)	\$ 2.05	Ea	273	\$ 559.65
	3124	EYENUT	EyenuTs	\$ 2.05	Ea	173	\$ 354.65
	3125	SMWEDGE	CD80	\$ 4.10	Ea	235	\$ 963.50
	3126	LGWEDGE	CD81	\$ 4.10	Ea	50	\$ 205.00
	3127	CUTBOLT	Cut Bolts to Length	\$ 2.05	Ea	13	\$ 26.65
Group II Framing - Remove P. Insulators / Each Primary	3201	PRIINS	Up To 69 kV	\$ 15.50	Ea	1963	\$ 30,426.50
Group II Framing - Remove P. Insulators / Each Secondary	3202	SECINS	All	\$ 10.25	Ea	168	\$ 1,722.00
Group II Framing - Remove Q. Crossarms	3303	SARMDIST	Single 8-11 Foot	\$ 30.75	Ea	190	\$ 5,842.50
	3304	DARMDIST	Double 8-11 Foot	\$ 61.50	Ea	33	\$ 2,029.50
	3305	SARMTRAN	Single 15 Foot	\$ 30.75	Ea	10	\$ 307.50
	3306	DARMTRAN	Double 15 Foot	\$ 61.50	Ea	1	\$ 61.50
Group II Framing - Remove R. Shield	3307	BAYONET	Bayonets, All	\$ 20.50	Ea	145	\$ 2,972.50
Group II Framing - Remove S. Switches, Cutouts, Arresters / Each	3401	GROUP	Three Phase Group, All, Includes Pipe	\$ 82.00	Ea	13	\$ 1,066.00
	3402	HOOK	Single Phase Hook Switch	\$ 82.00	Ea	45	\$ 3,690.00
	3403	ARRESTER	Arrester	\$ 20.50	Ea	10	\$ 205.00
	3404	IA	Intermediate Arrester	\$ 20.50	Ea	1	\$ 20.50
	3405	INLINE	Single Phase In-Line Switch	\$ 20.50	Ea	1	\$ 20.50
	3406	BYPASS	Single Phase By-Pass Switch	\$ 20.50	Ea	8	\$ 164.00
	3407	CUTOUT	Cutout, Fuse	\$ 20.50	Ea	295	\$ 6,047.50

Award #5 Supporting Documents 10/03/2024

069-19 Appendix B BAFO - Bid Workbook JEA Overhead Bid Workbook for Electrical Maintenance, Construction and Repair Services							
Group / Work / Type	Bid Item	JEA Standard	JEA DESCRIPTION	Unit Price	UOM	Five Year Forecast	Extended Price
Group II Framing - Remove T. Transformers / Each	3501	BANK10	Single Phase Bank (Largest Transformer 250 kVA) (Includes Step Down Transformers)	\$ 1,000.00	Ea	133	\$ 133,000.00
	3502	BANK11	Single Phase Bank (Largest Transformer 250 kVA)	\$ 617.05	Ea	3	\$ 1,851.15
	3503	BANK20	Two Phase Bank (Largest Transformer 75 kVA)	\$ 1,254.60	Ea	10	\$ 12,546.00
	3504	BANK21	Two Phase Bank (Largest Transformer 250 kVA)	\$ 1,254.60	Ea	1	\$ 1,254.60
	3505	BANK30	Three Phase Bank (Largest Transformer 75 kVA)	\$ 1,804.00	Ea	5	\$ 9,020.00
	3506	BANK31	Three Phase Bank (Largest Transformer 250 kVA)	\$ 1,804.00	Ea	1	\$ 1,804.00
Group II Framing - Remove U. Streetlighting Luminaires / Each	3601	LUM7, LUM20, LUM25, LUM40, LUM40M, LUM17M	Overhead, all. HPS or LED Equivalent	\$ 82.00	Ea	158	\$ 12,956.00
	3603	OBSLUM	Obstruction	\$ 20.50	Ea	1	\$ 20.50
Group II Framing - Remove V. Miscellaneous Units	3700	SEVF	Severe Condition Framing/Visit	\$ 627.44	Visit	13	\$ 8,156.72
	3701		Relocate Framing Crew/LEM Rates	LEM Rate	LEM	NA	
	3702		Downtime Framing Crew/LEM Rates	LEM Rate	LEM	NA	
	3703	RUBUP	Line Rubber-Install/Each	\$ 246.00	Ea	1	\$ 246.00
	3704	RUBDOWN	Line Rubber-Remove/Each	\$ 246.00	Ea	1	\$ 246.00
	3705	SPLICE	Splice/Sleeve Install (All)/Each	\$ 143.50	Ea	218	\$ 31,283.00
	3706	DHLC	Hot Line Clamp Only-Install/Each	\$ 61.50	Ea	665	\$ 40,897.50
	3707	CLAMP	Hot Line Clamp Only-Remove/Each	\$ 16.16	Ea	613	\$ 9,906.08
	3708		Mechanical Jumper - Install or Remove/Each	\$ 102.50	Ea	658	\$ 67,445.00
Group II Framing - Relocate W. Street Lighting / Each	3800	L1/L101 L2/L202 L3/L303	Roadway Fixture	\$ 235.75	Ea	1	\$ 235.75
		FL1, FL3	Floodlight - Single Mount	\$ 184.50	Ea	1	\$ 184.50
	3804	FL2, FL4	Floodlight - Double Mount	\$ 350.55	Ea	1	\$ 350.55
	3801	L1R / L101R L2R / L201R L3R / L201R L8R / L301R L9R	70W HPS Fixture Only 200W HPS Fixture Only 250W HPS Fixture Only 400W MH Fixture Only 400W HPS Cut-off Fixture Only	\$ 30.75	Ea	1	\$ 30.75
	3802	LB1 LB2 LB3	8 Foot Bracket - w/o Fixture 12 Foot Bracket - w/o Fixture 15 Foot Bracket - w/o Fixture	\$ 61.50	Ea	1	\$ 61.50
	3803	L13	Obstruction Light	\$ 82.00	Ea	1	\$ 82.00
	4003	GY3	3/8" Strand, 8' X 10" Anchor	\$ 171.37	Ea	288	\$ 49,354.56
Group III. Guys and Anchors - Install A. Down Guys / Each	4005	GY7	7/16" Strand, Multi-Helix, Anchor	\$ 171.37	Ea	203	\$ 34,788.11
	4009	GY3-A	3/8" Strand, No Anchor	\$ 75.39	Ea	128	\$ 9,649.92
	4010	GY7-A	7/16" Strand, No Anchor	\$ 207.48	Ea	85	\$ 17,635.80
	4015	GY7SPL	7/16" Special Downguy For Horizontal Construction	\$ 298.07	Ea	1	\$ 298.07
	4016	GY7MR	7/16" Down Guy With Manta Ray Anchor	\$ 503.91	Ea	1	\$ 503.91
	4102	GY3SW	3/8" Strand - 8' X 10" Anchor	\$ 363.47	Ea	3	\$ 1,090.41
Group III. Guys and Anchors - Install C. Overhead Guys / Each	4201	GY3SPN	3/8" Strand Spanguy	\$ 250.92	Ea	65	\$ 16,309.80
	4202	GY7SPN	7/16" Strand Spanguy	\$ 267.32	Ea	25	\$ 6,683.00
	4203	GY3BK	Breaker Addition For Existing 3/8" Guy At Pole	\$ 34.85	Ea	33	\$ 1,150.05
	4204	GY3MBK	Breaker Addition For Existing 3/8" Guy At Midspan	\$ 34.85	Ea	1	\$ 34.85
	4205	GY7BK	Breaker Addition For Existing 7/16" Guy At Pole	\$ 34.85	Ea	1	\$ 34.85
	4206	GY7MBK	Breaker Addition For Existing 7/16" Guy At Midspan	\$ 34.85	Ea	8	\$ 278.80
Group III. Guys and Anchors - Install D. Special Conditions / each	4301	GYBOGW	Bog Shoe - Wood Pole	\$ 266.50	Ea	1	\$ 266.50
	4302	GYBOGC	Bog Shoe - Concrete Pole	\$ 307.50	Ea	1	\$ 307.50
	4303	GYKEY-LD	Pole Key-Light Duty (45-55 Ft. Concrete Pole)	\$ 164.00	Ea	1	\$ 164.00
	4304	GYKEY-HD	Pole Key - Heavy Duty (60' or Larger)	\$ 164.00	Ea	1	\$ 164.00
	4305	GYBUTT-LD	Butt Guy - Light Duty	\$ 389.50	Ea	1	\$ 389.50
	4306	GYBUTT-HD	Butt Guy - Heavy Duty	\$ 389.50	Ea	1	\$ 389.50

Award #5 Supporting Documents 10/03/2024

069-19 Appendix B BAFO - Bid Workbook JEA Overhead Bid Workbook for Electrical Maintenance, Construction and Repair Services							
Group / Work / Type	Bid Item	JEA Standard	JEA DESCRIPTION	Unit Price	UOM	Five Year Forecast	Extended Price
Group III. Guys and Anchors - Install D. Special Conditions / each	4307	GYPUSH	Push Pole	\$ 338.25	Ea	1	\$ 338.25
	4308	GYBRACE-HD	Pole Brace - Heavy Duty	\$ 338.25	Ea	1	\$ 338.25
	4309	GYBRACE-LD	Pole Brace - Light Duty	\$ 225.50	Ea	1	\$ 225.50
	4350	GYX3.5	Multi-Helix Anchor Extension (3' - 6")	\$ 225.50	Ea	1	\$ 225.50
	4351	GYX5	Multi-Helix Anchor Extension (5' - 0")	\$ 20.50	Ea	1	\$ 20.50
	4352	GYX3.5MR	Manta Ray Anchor Extension (3' - 6")	\$ 20.50	Ea	1	\$ 20.50
	4353	GYX7MR	Manta Ray Anchor Extension (7' - 0")	\$ 41.00	Ea	1	\$ 41.00
Group III. Guys and Anchors - Remove E. Anchors / Each	4401	ANCHOR	5 & 8 Foot All Sizes (8", 10" & 15")	\$ 143.50	Ea	63	\$ 9,040.50
	4402	MANCHOR	Multi-Helix All Sizes, Manta-Ray	\$ 143.50	Ea	15	\$ 2,152.50
	4403	A5FTEXT	Rod Extension Up To 5 Foot	\$ 20.50	Ea	30	\$ 615.00
	4404	A7FTEXT	Rod Extension 7 Ft. & Longer	\$ 20.50	Ea	1	\$ 20.50
	4405	ANCHEYE	Aux. Anchor Eye	\$ 10.25	Ea	3	\$ 30.75
	4406	KEY	Key	\$ 164.00	Ea	1	\$ 164.00
	4407	CUTANC	Cut Anchor	\$ 30.75	Ea	193	\$ 5,934.75
Group III. Guys and Anchors - Remove F. Guys / Each	4501	SPAN	Span All	\$ 102.50	Ea	55	\$ 5,637.50
	4502	DOWN3/8	Down 3/8"	\$ 20.50	Ea	260	\$ 5,330.00
	4503	DOWN7/16	Down 7/16"	\$ 20.50	Ea	135	\$ 2,767.50
	4504	SIDEWALK	Sidewalk	\$ 20.50	Ea	5	\$ 102.50
	4505	STRAIN	Strain Insulator	\$ 125.05	Ea	205	\$ 25,635.25
	4506	GUARD	Guy Guard	\$ 10.25	Ea	203	\$ 2,080.75
	4601	SEVGA	Severe Guys & Anchors/Visit	\$ 627.44	Ea	25	\$ 15,686.00
Group III. Guys and Anchors - Miscellaneous G. Miscellaneous Unit	4602		Relocate Guy & Anchor Crew/LEM Rates	LEM Rate	LEM	NA	
	4603		Downtime Guy & Anchor Crew/LEM Rates	LEM Rate	LEM	NA	
Group IV. Grounding - Install A. Pole Bond / Each	5001	G1W	Equipment - Wood Pole	\$ 246.00	Ea	370	\$ 91,020.00
	5002	G1C	Equipment - Concrete Pole	\$ 338.25	Ea	83	\$ 28,074.75
	5005	G3W	Wood Pole	\$ 204.39	Ea	330	\$ 67,448.70
	5006	G3C	Concrete Pole	\$ 112.75	Ea	88	\$ 9,922.00
	5007	G4W	Wood Pole w/Existing Rod	\$ 101.89	Ea	1	\$ 101.89
	5008	G4C	Concrete Pole w/Existing Rod	\$ 10.25	Ea	1	\$ 10.25
	5009	RODINS	Additional Rod	\$ 82.00	Ea	35	\$ 2,870.00
	5010	G1T	Transmission Ground (10 ohms or less)	\$ 370.00	Ea	1	\$ 370.00
	5101	G6	Insulated	\$ 82.00	Ea	1	\$ 82.00
Group IV. Grounding - Install B. Guy Bond / Each	5102	G7	Non-Insulated	\$ 82.00	Ea	1	\$ 82.00
	5103	G8	Rod For Existing Pole Ground	\$ 209.10	Ea	5	\$ 1,045.50
	5104	G9	Pole Ground Repair	\$ 61.50	Ea	3	\$ 184.50
Group IV. Grounding - Remove C. Bonding All (Includes connections and jumpers) / Each	5201	RODREM	1 Rod, Partial Ground (Used As Extra Rods On Full Ground)	\$ 10.25	Ea	1	\$ 10.25
	5202	FULLGRD	3 Rods, Full Ground	\$ 61.50	Ea	58	\$ 3,567.00
	5203	CONCGRD	Concrete Pole Ground	\$ 57.40	Ea	13	\$ 746.20
	5204	WOODGRD	Wood Pole Ground	\$ 82.00	Ea	135	\$ 11,070.00
Group IV. Grounding - Remove D. Miscellaneous Units	5301	SEVG	Severe Condition Grounding/Visit	\$ 627.44	Visit	3	\$ 1,882.32
	5302		Relocate Grounding Crew/LEM Rates	LEM Rate	LEM	NA	
	5303		Downtime Grounding Crew/LEM Rates	LEM Rate	LEM	NA	
Group V Conductor - Install A. Distribution / Transmission Class / Per Foot Duplex	6001	C.*	#6 or #2 Duplex	\$ 1.64	Ft	17205	\$ 28,216.20

Award #5 Supporting Documents 10/03/2024

069-19 Appendix B BAFO - Bid Workbook JEA Overhead Bid Workbook for Electrical Maintenance, Construction and Repair Services							
Group / Work / Type	Bid Item	JEA Standard	JEA DESCRIPTION	Unit Price	UOM	Five Year Forecast	Extended Price
Group V Conductor - Install	6002	C.*	3-#6AW, 3-#8CW	\$ 1.23	Ft	2950	\$ 3,628.50
A. Distribution / Transmission Class / Per Foot	6003	C.*	7-#7AW	\$ 2.56	Ft	1	\$ 2.56
Group V Conductor - Install	6004	C.*	2SP-2/0SP or Fiber Optic Cable	\$ 3.09	Ft	1	\$ 3.09
A. Distribution / Transmission Class / Per Foot Aerial	6005	C.*	336 KCM SP	\$ 1.21	Ft	1	\$ 1.21
Group V Conductor - Install	6006	C.*	#4-1/0 Aluminum	\$ 0.80	Ft	113875	\$ 91,100.00
A. Distribution / Transmission Class / Per Foot Aluminum	6007	C.*	3/0 Aluminum to 4/0 Aluminum	\$ 1.21	Ft	25905	\$ 31,345.05
	6008	C.*	336 KCM Al. to 636 KCM Al.	\$ 1.45	Ft	99533	\$ 144,322.85
	6017	C.*	954 to 1590 KCM, All	\$ 2.67	Ft	1	\$ 2.67
Group V Conductor - Install	6009	C.*	#6 Copper to 2/0 Copper	\$ 1.23	Ft	1	\$ 1.23
A. Distribution / Transmission Class / Per Foot Copper	6010	C.*	4/0 Copper	\$ 2.67	Ft	1	\$ 2.67
	6011	C.*	500 KCM Copper	\$ 2.67	Ft	1	\$ 2.67
Group V Conductor - Install	6012	C.*	#4 Triplex	\$ 1.64	Ft	1	\$ 1.64
A. Distribution / Transmission Class / Per Foot Triplex	6013	C.*	#2 to 1/0 Triplex	\$ 1.21	Ft	24290	\$ 29,390.90
Group V Conductor - Install	6014	C.*	2/0 PAP to 4/0 PAP	\$ 1.64	Ft	1610	\$ 2,640.40
A. Distribution / Transmission Class / Per Foot PAP	6015	C.*	#2 Quad to 4/0 Quad	\$ 1.21	Ft	2970	\$ 3,593.70
Group V Conductor - Install	6016	C.*	636 KCM Quad	\$ 2.67	Ft	1	\$ 2.67
A. Distribution / Transmission Class / Per Foot Quadruplex			NOTE: * Refers To Conductor Option.				
Group V Conductor - Remove	6101	C.*	#8 to 4/0, All	\$ 0.82	Ft	102600	\$ 84,132.00
B. Distribution / Transmission Class / Per Foot Primary	6102	C.*	336 to 1590 KCM, All	\$ 0.82	Ft	35123	\$ 28,800.86
	6103	C.*	#8 to 4/0, Aluminum & Copper	\$ 1.85	Ft	24083	\$ 44,553.55
Group V Conductor - Remove	6104	C.*	336 to 636 KCM, Aluminum & Cu.	\$ 0.82	Ft	6810	\$ 5,584.20
B. Distribution / Transmission Class / Per Foot Secondary	6105	C.*	#6 or #2 Duplex, # 4 to 1/0 Triplex	\$ 0.82	Ft	9895	\$ 8,113.90
	6106	C.*	2/0 to 4/0 PAP	\$ 1.21	Ft	3308	\$ 4,002.68
	6107	C.*	636 KCM PAP	\$ 2.62	Ft	1	\$ 2.62

Award #5 Supporting Documents 10/03/2024

069-19 Appendix B BAFO - Bid Workbook JEA Overhead Bid Workbook for Electrical Maintenance, Construction and Repair Services							
Group / Work / Type	Bid Item	JEA Standard	JEA DESCRIPTION	Unit Price	UOM	Five Year Forecast	Extended Price
Group V Conductor - Remove B. Distribution / Transmission Class / Per Foot Secondary	6108	C.*	#2 to 4/0 QUAD	\$ 0.82	Ft	813	\$ 666.66
	6109	C.*	636 KCM QUAD	\$ 1.23	Ft	1	\$ 1.23
	6110	C.*	Jumpers	\$ 50.00	Ft	63	\$ 3,150.00
	6111	C.*	Shield/Messenger, All or Fiber Optic Cable	\$ 0.62	Ft	450	\$ 279.00
Group V Conductor - Relocate C. Distribution Class / Per station	6401	RC.*	3-#6AW, 3-#8CW	\$ 93.50	EA	235	\$ 21,972.50
	6402	RC.*	7-#7AW	\$ 93.50	EA	1	\$ 93.50
Group V Conductor - Relocate C. Distribution Class / Per station	6403	RC.*	2SP to 2/0SP or Fiber Optic Cable	\$ 93.50	EA	5	\$ 467.50
	6404	RC.*	336SP	\$ 93.50	EA	1	\$ 93.50
Group V Conductor - Relocate C. Distribution Class / Per station Aluminum	6405	RC.*	#4 to 1/0 Aluminum	\$ 93.50	EA	993	\$ 92,845.50
	6406	RC.*	3/0 Al. to 4/0 Al.	\$ 93.50	EA	98	\$ 9,163.00
	6407	RC.*	336 KCM to 636 KCM Aluminum	\$ 93.50	EA	503	\$ 47,030.50
	6408	RC.*	954 KCM to 1590 KCM Al.	\$ 93.50	EA	5	\$ 467.50
Group V Conductor - Relocate C. Distribution Class / Per station Duplex	6409	RC.*	#6 or #2 Duplex	\$ 102.50	EA	413	\$ 42,332.50
Group V Conductor - Relocate C. Distribution Class / Per station	6410	RC.*	#4 Triplex	\$ 102.50	EA	3	\$ 307.50
	6411	RC.*	#2 to 1/0 Triplex	\$ 102.50	EA	353	\$ 36,182.50
Group V Conductor - Relocate C. Distribution Class / Per station PAP	6412	RC.*	2/0 to 636 KCM	\$ 143.50	EA	295	\$ 42,332.50
Group V Conductor - Relocate C. Distribution Class / Per station Quadruplex	6413	RC.*	#2 to 4/0 Quadruplex	\$ 102.50	EA	525	\$ 53,812.50
	6414	RC.*	636 KCM Quadruplex	\$ 102.50	EA	1	\$ 102.50
Group V Conductor - Relocate C. Distribution Class / Per station Copper	6415	RC.*	#6 to 2/0 Copper	\$ 143.50	EA	38	\$ 5,453.00
	6416	RC.*	4/0 Copper	\$ 143.50	EA	8	\$ 1,148.00
	6417	RC.*	500 KCM Copper	\$ 143.50	EA	1	\$ 143.50
	6501	SEVC	Severe Condition Cond. Crew/Visit	\$ 627.44	Event	68	\$ 42,665.92
Group V Conductor - Miscellaneous D. Miscellaneous Units	6502		Relocate Conductor Crew/LEM	LEM Rate	LEM	NA	
	6503		Downtime Conductor Crew/LEM	LEM Rate	LEM	NA	
	6504	BREAKER	Guy Breaker (Pri. Section)/Each	\$ 143.50	Ea	3	\$ 430.50

Award #5 Supporting Documents 10/03/2024

069-19 Appendix B BAFO - Bid Workbook JEA Overhead Bid Workbook for Electrical Maintenance, Construction and Repair Services							
Group / Work / Type	Bid Item	JEA Standard	JEA DESCRIPTION	Unit Price	UOM	Five Year Forecast	Extended Price
Group VI Regulators / Capacitors / Reclosers - Install A. Regulators / Capacitors / Reclosers / Each	7001	YDC-6S, YDC-12SN, YDC-12S, YWC-3S, YWC-6S	600 kVAR, 26.4kV, Switched 1200 kVAR, 26.4kV, Switched Neutral 1200 kVAR, 26.4kV, Switched 300 KVAR, 13.2kV, Switched 600 KVAR, 13.2kV, Switched	\$ 1,374.98	Ea	1	\$ 1,374.98
	7020	YDCA	Capacitor Bank, Automated	\$ 1,373.50	Ea	1	\$ 1,373.50
	7004	FCR, FCRDA	3-Phase Reclosers	\$ 2,068.45	Ea	8	\$ 16,547.60
	7005	FCR-1	3-Phase Reclosers, Horizontal	\$ 2,275.50	Ea	1	\$ 2,275.50
	7007	FCS	3-Phase Sectionalizer	\$ 2,460.00	Ea	1	\$ 2,460.00
	7008	FCS-1	3-Phase Sectionalizer, Horizontal	\$ 2,460.00	Ea	1	\$ 2,460.00
	7010	YRC-1.5 YRC-3 YRC-6	150 kVAR, 4kV 300 kVAR, 4kV 600 kVAR, 4kV	\$ 1,338.08	Ea	1	\$ 1,338.08
	7017	REG2	200A Voltage Regulator Bank	\$ 6,685.03	Ea	3	\$ 20,055.09
	7018	REG4	400A Voltage Regulator Bank	\$ 6,685.03	Ea	3	\$ 20,055.09
	7014	I.CAPUN***	Capacitor Can	\$ 461.25	Ea	1	\$ 461.25
	7015	I.SWEOL***	Capacitor Switch	\$ 153.75	Ea	1	\$ 153.75
	7016	FCS	Single-Phase Recloser, 3-Phase Const.	\$ 738.00	Ea	1	\$ 738.00
	7019	ANTENNA	Antenna For Remote Operation	\$ 492.00	Ea	5	\$ 2,460.00
	7101	CAPBANK	Capacitor Bank	\$ 1,722.00	Ea	1	\$ 1,722.00
	7102	CAPCAN	Capacitor Can	\$ 379.25	Ea	1	\$ 379.25
Group VI Regulators / Capacitors / Reclosers - Remove B. Regulators / Capacitors / reclosers / Each	7103	CAPSW	Capacitor Switch, Includes Control Relay	\$ 246.00	Ea	1	\$ 246.00
	7104	REG	Regulator Bank	\$ 3,419.40	Ea	1	\$ 3,419.40
	7105	RECL	Recloser	\$ 3,419.40	Ea	3	\$ 10,258.20
	8001		General Foreman - Straight Time	\$ 95.67	Hr	3878	\$ 371,008.26
GROUP: VII LABOR, EQUIPMENT, AND MATERIAL (LEM)	8002		General Foreman - Time & Half	\$ 136.59	Hr	1602	\$ 218,817.18
	8003		General Foreman - Double Time	\$ 174.28	Hr	1	\$ 174.28
	8004		Foreman - Straight Time	\$ 89.46	Hr	18495	\$ 1,654,562.70
	8005		Foreman - Time & Half	\$ 125.27	Hr	6108	\$ 765,149.16
	8006		Foreman - Double Time	\$ 145.89	Hr	27	\$ 3,939.03
	8007		Lineman - Straight Time	\$ 82.95	Hr	41689	\$ 3,458,102.55
	8008		Lineman - Time & Half	\$ 115.50	Hr	13989	\$ 1,615,729.50
	8009		Lineman - Double Time	\$ 134.45	Hr	68	\$ 9,142.60
	8010		Apprentice Step 1 - Straight Time	\$ 52.85	Hr	6184	\$ 326,824.40
	8011		Apprentice Step 1 - Time & Half	\$ 71.81	Hr	1728	\$ 124,087.68
	8012		Apprentice Step 1 - Double Time	\$ 88.67	Hr	1	\$ 88.67
	8013		Apprentice Step 2 - Straight Time	\$ 56.02	Hr	9053	\$ 507,149.06
	8014		Apprentice Step 2 - Time & Half	\$ 76.57	Hr	1842	\$ 141,041.94
	8015		Apprentice Step 2 - Double Time	\$ 94.39	Hr	1	\$ 94.39
	8016		Apprentice Step 3 - Straight Time	\$ 60.47	Hr	2415	\$ 146,035.05
	8017		Apprentice Step 3 - Time & Half	\$ 81.30	Hr	1054	\$ 85,690.20
	8018		Apprentice Step 3 - Double Time	\$ 100.11	Hr	1	\$ 100.11
	8019		Apprentice Step 4 - Straight Time	\$ 63.73	Hr	7568	\$ 482,308.64
	8020		Apprentice Step 4 - Time & Half	\$ 86.06	Hr	1287	\$ 110,759.22
	8021		Apprentice Step 4 - Double Time	\$ 105.84	Hr	1	\$ 105.84
	8022		Apprentice Step 5 - Straight Time	\$ 66.98	Hr	6144	\$ 411,525.12
	8023		Apprentice Step 5 - Time & Half	\$ 90.79	Hr	997	\$ 90,517.63
	8024		Apprentice Step 5 - Double Time	\$ 111.56	Hr	1	\$ 111.56
	8025		Apprentice Step 6 - Straight Time	\$ 68.67	Hr	243	\$ 16,686.81
	8026		Apprentice Step 6 - Time & Half	\$ 95.55	Hr	394	\$ 37,646.70
	8027		Apprentice Step 6 - Double Time	\$ 117.28	Hr	1	\$ 117.28
	8028		Apprentice Step 7 - Straight Time	\$ 71.82	Hr	923	\$ 66,289.86
	8029		Apprentice Step 7 - Time & Half	\$ 100.28	Hr	603	\$ 60,468.84
	8030		Apprentice Step 7 - Double Time	\$ 123.00	Hr	1	\$ 123.00

Award #5 Supporting Documents 10/03/2024

069-19 Appendix B BAFO - Bid Workbook JEA Overhead Bid Workbook for Electrical Maintenance, Construction and Repair Services							
Group / Work / Type	Bid Item	JEA Standard	JEA DESCRIPTION	Unit Price	UOM	Five Year Forecast	Extended Price
GROUP: VII LABOR, EQUIPMENT, AND MATERIAL (LEM)	8031		Heavy Equip. Operator - Straight Time	\$ 80.45	Hr	1838	\$ 147,867.10
	8032		Heavy Equip. Operator - Time & Half	\$ 110.22	Hr	868	\$ 95,670.96
	8033		Heavy Equip. Operator - Double Time	\$ 134.45	Hr	1	\$ 134.45
	8034		Winch Truck Operator - Straight Time	\$ 67.43	Hr	3994	\$ 269,315.42
	8035		Winch Truck Operator - Time & Half	\$ 91.24	Hr	1904	\$ 173,720.96
	8036		Winch Truck Operator - Double Time	\$ 111.56	Hr	1	\$ 111.56
	8037		Groundman Class 1 - Straight Time	\$ 47.68	Hr	12873	\$ 613,784.64
	8038		Groundman Class 1 - Time & Half	\$ 63.57	Hr	3285	\$ 208,827.45
	8039		Groundman Class 1 - Double Time	\$ 82.44	Hr	1	\$ 82.44
	8040		Groundman Class 2 - Straight Time	\$ 34.01	Hr	117	\$ 3,979.17
	8041		Groundman Class 2 - Time & Half	\$ 44.29	Hr	58	\$ 2,568.82
	8042		Groundman Class 2 - Double Time	\$ 72.14	Hr	1	\$ 72.14
GROUP: VII LABOR, EQUIPMENT AND MATERIAL (LEM)	9001		Pickup Truck 1/2 to 3/4 Ton	\$ 7.91	Hr	1	\$ 7.91
	9002		Pickup Truck 4 Wheel Drive	\$ 15.00	Hr	36425	\$ 546,375.00
	9003		Flatbed 14 to 16 Foot Truck	\$ 7.91	Hr	618	\$ 4,888.38
	9004		Flatbed All Wheel Drive Truck	\$ 15.90	Hr	540	\$ 8,586.00
	9005		Dump Truck 6 Yards	\$ 17.23	Hr	70	\$ 1,206.10
	9006		Dump Truck 18 Yards	\$ 32.57	Hr	234	\$ 7,621.38
	9007		Bucket Truck 42 Foot Working Height	\$ 24.21	Hr	32403	\$ 784,476.63
	9008		Bucket Truck 75 Foot Working Height	\$ 40.00	Hr	743	\$ 29,720.00
	9009		Bucket Truck 105 Foot Working Height	\$ 75.00	Hr	9014	\$ 676,050.00
	9010		Corner/Center Mount Truck	\$ 24.76	Hr	31545	\$ 781,054.20
	9011		Utility Line Truck	\$ 29.76	Hr	963	\$ 28,658.88
	9012		Crane 15 Ton	\$ 95.99	Hr	294	\$ 28,221.06
	9013		Crane 40 Ton	\$ 98.99	Hr	788	\$ 78,004.12
	9014		Crane 75 Ton	\$ 525.00	Hr	1	\$ 525.00
	9015		Crane 90 Ton	\$ 725.00	Hr	1	\$ 725.00
	9076		Crane 120 Ton	\$ 1,250.00	Hr	1	\$ 1,250.00
	9016		Backhoe and Transport Trailer	\$ 16.00	Hr	2431	\$ 38,896.00
	9017		Backhoe, Crawler Type	\$ 13.76	Hr	177	\$ 2,435.52
	9018	Deleted Add. 5	Well Point System - Riser Pipe to 10'	\$ -	Hr	0	\$ -
	9019	Deleted Add. 5	Well Point System - Riser Pipe to 20'	\$ -	Hr	0	\$ -
	9020	Deleted Add. 5	Well Point Operation - 6" Pump Min.	\$ -	Hr	0	\$ -
	9021	Deleted Add. 5	Well Point Operation, Double Diaphragm Pump	\$ -	Hr	0	\$ -
	9022		Air Compressor with Hammer (160 CFM)	\$ 7.50	Hr	142	\$ 1,065.00
	9077		Bucket Truck 125 Foot Working Height	\$ 75.00	Hr	8308	\$ 623,100.00
	9023		Pneumatic Hammer	\$ 5.40	Hr	1	\$ 5.40
	9024		Spray Paint Equipment (With Air Comp., 1 HP-3CFM)	\$ 2.72	Hr	1	\$ 2.72
	9025	Deleted Add. 5	Well Driller For Ground Rods	\$ -	Hr	0	\$ -
	9026		Pump, Diaphragm (5HP/Minute)	\$ 9.25	Hr	1	\$ 9.25
	9027		Pump, Jet	\$ 10.23	Hr	1	\$ 10.23
	9028		Power Tamer (5HP/Minute)	\$ 9.75	Hr	1	\$ 9.75
	9029		Portable Welder (180 Amperes/Minute)	\$ 9.75	Hr	1	\$ 9.75
	9030		Generator (1300 to 3000 Watts)	\$ 7.97	Hr	1	\$ 7.97
	9031		Cutting Torch and Gas	\$ 7.69	Hr	1	\$ 7.69
	9032		Concrete Saw, Walking Type	\$ 10.21	Hr	1	\$ 10.21
	9033		Concrete Saw, Handheld Type	\$ 3.36	Hr	8	\$ 26.88
	9034		Material/Equipment Trailer (6 Wheel)	\$ 5.00	Hr	30817	\$ 154,085.00
	9035		Trencher (6" X 48") Including Trailer	\$ 12.81	Hr	20	\$ 256.20
	9036		Bulldozer (JD 350 or Equal) & Trailer	\$ 82.00	Hr	1	\$ 82.00
	9037		Flatbed and/or Pole Trailer	\$ 7.21	Hr	18893	\$ 136,218.53
	9038		"Altek" /Pressure Digger	\$ 71.54	Hr	120	\$ 8,584.80
	9039		Water Wagon or Tank Truck	\$ 22.45	Hr	70	\$ 1,571.50
	9040	Deleted Add. 5	Dragline	\$ -	Hr	1	\$ -

Award #5 Supporting Documents 10/03/2024

069-19 Appendix B BAFO - Bid Workbook JEA Overhead Bid Workbook for Electrical Maintenance, Construction and Repair Services							
Group / Work / Type	Bid Item	JEA Standard	JEA DESCRIPTION	Unit Price	UOM	Five Year Forecast	Extended Price
GROUP: VII LABOR, EQUIPMENT AND MATERIAL (LEM)	9041		Brush Chipper	\$ 12.45	Hr	1	\$ 12.45
	9042		Chain Saw	\$ 2.13	Hr	1	\$ 2.13
	9043		Fiberglass Extension Arm	\$ 15.00	Hr	1	\$ 15.00
	9044		Distribution Conductor Stringing Equipment	\$ 4.50	Hr	723	\$ 3,253.50
	9045		Transmission Conductor, Stringing Equipment	\$ 122.56	Hr	15	\$ 1,838.40
	9046		Sagging Winches For Transmission Line Conductor	\$ 140.00	Hr	47	\$ 6,580.00
	9047		Reel Carrier Trailer For Transmission Line Conductor	\$ 33.83	Hr	160	\$ 5,412.80
	9048		Hot Line Tool Trailer	\$ 9.45	Hr	1	\$ 9.45
	9049		EHV Barehand Conductive Suit		Hr	1	\$ -
	9052		Semi-Tractor Single Axle	\$ 6.21	Hr	1	\$ 6.21
	9053		Semi-Tractor Tandem Axle	\$ 19.53	Hr	1189	\$ 23,221.17
	9054		Distribution Dollie	\$ 2.23	Hr	975	\$ 2,174.25
	9055		Transmission Dollie	\$ 4.12	Hr	1	\$ 4.12
	9056		D6 CAT or Equal	\$ 119.56	Hr	1	\$ 119.56
	9057		D4 CAT or Equal	\$ 95.29	Hr	1	\$ 95.29
	9058		Demolition Hammer for Backhoe	\$ 50.76	Hr	1	\$ 50.76
	9059		Skid Steer with trailer (John Deere 323 or equivalent)	\$ 25.00	Hr	863	\$ 21,575.00
	9060		ATV 4 WD with trailer	\$ 12.35	Hr	863	\$ 10,658.05
	9061		Outboard Boat	\$ 10.50	Hr	863	\$ 9,061.50
	9062		Air Compressor 250 CFM	\$ 10.75	Hr	135	\$ 1,451.25
	9063		Pump, 4" Jet w/Intake and Discharge	\$ 5.75	Hr	1	\$ 5.75
	9064		Durabase Mat / Each (one week minimum)	\$ 6.75	Wk	863	\$ 5,825.25
Total Bid Price for Overhead Work (Enter This Amount on the Bid Form Page 1, line 1)						\$	20,089,154.47

Appendix B – **BAFO** Bid Form

069-19 Overhead and Underground Electrical Maintenance, Construction and Repair Services

Submit an electronic copy of the Bid Form and Bid Workbook (including an excel version) by email to: lovgrd@jea.com by the Best and Final Offer Due Date.

Company Name: SPE Utility Contractors FD, LLCCompany's Address 8494 South County Road 39, Plant City, FL 33567License Number (if applicable) EC13005748Phone Number: 813-326-1099 FAX No: _____ Email Address: steuber@spepowerfd.com**BID SECURITY REQUIREMENTS**

- ☐ None required
☒ Certified Check or Bond (Five Percent (5%))

TERM OF CONTRACT

- ☐ One Time Purchase
☒ Annual Requirements – 5 yrs, w/ 2, 1yr optional renewals
☐ Other, Specify -

SAMPLE REQUIREMENTS

- ☒ None required
☐ Samples required prior to Bid Opening work.
☐ Samples may be required subsequent to Bid Opening

SECTION 255.05, FLORIDA STATUTES CONTRACT BOND

- ☐ None required
☒ Bond required \$1,000,000 / year (per Item No. listed below) or value of

QUANTITIES

- ☐ Quantities indicated are exacting
☒ Quantities indicated reflect the approximate quantities to be purchased Throughout the Contract period and are subject to fluctuation in accordance with actual requirements.

INSURANCE REQUIREMENTS**Insurance required****PAYMENT DISCOUNTS**


- ☐ 1% 20, net 30
☐ 2% 10, net 30
☐ 3% 5, net 30
☐ Other _____
☒ None Offered

Item No	ENTER YOUR BID FOR THE FOLLOWING	Total Bid Price
1	Overhead Distribution Services Total Bid Price (From the Bid Workbook) (Total Bid Price from Round 1 cannot be Increased in BAFO Round)	\$ 20,089,154.47
2	Underground Distribution Services Total Bid Price (From the Bid Workbook) (Total Bid Price from Round 1 cannot be Increased in BAFO Round)	\$ NO BID
3	Percent Fuel Cost for quarterly fuel adjustment invoice (see Price Adjustment in Solicitation) (Cannot be Increased in BAFO Round)	0 %

BIDDER'S CERTIFICATION

By submitting this Bid, the Bidder certifies that it has read and reviewed all of the documents pertaining to this Solicitation, that the person signing below is an authorized representative of the Bidding Company, that the Company is legally authorized to do business in the State of Florida, and that the Company maintains in active status an appropriate contractor's license for the work (if applicable). The Bidder also certifies that it complies with all sections (including but not limited to Conflict Of Interest and Ethics) of this Solicitation.

We have received addenda

1 through 7


Handwritten Signature of Authorized Officer of Company or Agent

8-28-19

Date

Cheryl A. Cameron, COO

Printed Name and Title

Acknowledge receipt of this addendum on the Response Form

Award #5 Supporting Documents 10/03/2024

Company Name	Comment	BAFO Bid	Dollar Reduction	% BAFO Reduction	First Round Total Bid	Unit Price	Labor	Equipment
Xtreme Powerline Construction	Disqualified				\$ 25,000,000.00	DQ	DQ	DQ
SPE Utility Contractors, LLC		\$ 20,089,154.47	\$ 336.54	0.0%	\$ 20,089,491.01	\$ 4,457,375.82	\$ 12,230,864.27	\$ 3,401,250.92
Sumter Utilities, Inc.		\$ 23,393,240.60	\$ 42.60	0.0%	\$ 23,393,283.20	\$ 4,071,952.52	\$ 15,053,299.28	\$ 4,268,031.40
Pike Electric, LLC		\$ 21,455,705.98	\$ 0.00	0.0%	\$ 21,455,705.98	\$ 3,009,492.78	\$ 13,333,584.69	\$ 5,112,628.51
C and C Power Line, Inc.		\$ 25,854,477.48	\$ 106,349.12	0.4%	\$ 25,960,826.60	\$ 3,980,509.00	\$ 15,601,573.90	\$ 6,378,743.70
Primoris T&D Services, LLC		Not Shortlisted			\$ 26,229,962.55	\$ 9,507,391.54	\$ 10,553,401.08	\$ 6,169,169.94
White Electrical Construction		Not Shortlisted			\$ 26,671,310.25	\$ 2,696,913.99	\$ 15,095,511.85	\$ 8,878,884.42
Hooper Corporation		Not Shortlisted			\$ 27,794,042.56	\$ 9,234,007.72	\$ 12,768,272.84	\$ 5,791,762.00
Henkels & McCoy, Inc.		Not Shortlisted			\$ 28,765,488.00	\$ 6,456,823.09	\$ 14,269,845.36	\$ 8,038,819.55
The L. E. Myers Co.		Not Shortlisted			\$ 29,593,024.24	\$ 9,695,248.90	\$ 14,981,936.29	\$ 4,915,839.05
Comparison to Current Pricing	OH Incumbent (Add 5 Tab)	\$ (1,057,166.03)			\$ 21,146,320.50	\$ 2,205,830.44	\$ 10,125,501.37	\$ 8,814,988.69
	Lowest Bidder is X% less than Incumbent	-5.00%			5.00%	192.7%	40.9%	-8.8%

Award #5 Supporting Documents 10/03/2024

Index	CP Number	VP/Sr Dir	Dir	Mgr	PM
060-186	PP060-186	B Kipp	M Limbaugh	J Akrayi	C Read
069-08	PP069-08	B Kipp	M Limbaugh	J Akrayi	D Baldwin
066-31	PP066-31	B Kipp	M Limbaugh	J Akrayi	K Gillean
066-35	PP066-35	B Kipp	M Limbaugh	J Akrayi	K Gillean
066-36	PP066-36	B Kipp	M Limbaugh	J Akrayi	K Gillean
075-01H1	PP075-01H1	B Kipp	M Limbaugh	J Akrayi	K Gillean
075-02H1	PP075-02H1	B Kipp	M Limbaugh	J Akrayi	K Gillean
060-04	RCP060-04	B Kipp	M Limbaugh	J Akrayi	T Byrnes
062-01	RCP062-01	B Kipp	M Limbaugh	J Akrayi	T Byrnes
066-01	RCP066-01	B Kipp	M Limbaugh	J Akrayi	T Byrnes
789-13E	RCP789-13E	C Anders	G Baker	G Baker	A Mayer
057-09	RCP057-09	C Anders	G Baker	G Baker	G Baker
789-13D	RCP789-13D	C Anders	G Baker	G Baker	G Baker
788-125	PP788-125	C Anders	J Coarsey	R Durham	R Durham
813-01	RCP813-01	C Anders	J Mathews	J Creel	J Creel
055-102A	RCP055-102A	C Anders	J Mathews	J Gordon	J Gordon
522-01	RCP522-01	C Anders	J Mathews	J Gordon	J Gordon
055-102	RCP055-102	C Anders	J Mathews	W Hiscox	W Hiscox
287-E	RCP287-E	C Anders	J Mathews	W Hiscox	W Hiscox
767-01	RCP767-01	C Anders	J Mathews	W Hiscox	W Hiscox
789-131	PP789-131	C Anders	L Pinkstaff	M Short	S Chmist
788-01	RCP788-01	C Anders	R Erixton	D Malmsten	B Quarterman
788-88D	RCP788-88D	C Anders	R Erixton	D Malmsten	B Quarterman
789-132	RCP789-132	C Anders	R Erixton	D Malmsten	G Moore
789-29	RCP789-29	C Anders	R Erixton	K Wheeler	G Moore
789-71	RCP789-71	C Anders	R Erixton	K Wheeler	G Moore
789-72	RCP789-72	C Anders	R Erixton	K Wheeler	G Moore
287-E1	RCP287-E1	C Anders	R Erixton	R Erixton	R Erixton
789-85	RCP789-85	C Anders	R Erixton	T Skinner	J Pazzalia
181-06	RCP181-06	D Calhoun	H Vu	B Wagoner	B Wagoner
417-25	RCP417-25	D Calhoun	H Vu	B Wagoner	B Wagoner
827-01	RCP827-01	D Calhoun	H Vu	B Wagoner	B Wagoner
428-04	RCP428-04	D Calhoun	H Vu	D Williams	D Williams
138-08	PP138-08	D Calhoun	H Vu	T Mackey	D Kowalski
711-01	RCP711-01	D Calhoun	H Vu	T Mackey	D Kowalski
870-01	RCP870-01	D Calhoun	H Vu	T Mackey	D Kowalski
177-01	RCP177-01	D Calhoun	H Vu	T Mackey	D Murrin
180-18	RCP180-18	D Calhoun	H Vu	T Mackey	D Murrin
827-02	RCP827-02	D Calhoun	H Vu	T Mackey	D Murrin
435-04	RCP435-04	D Calhoun	H Vu	T Mackey	M Hersey
825-01	RCP825-01	D Calhoun	H Vu	T Mackey	M Hersey
825-04	RCP825-04	D Calhoun	H Vu	T Mackey	M Hersey
419-01	RCP419-01	D Calhoun	H Vu	T Mackey	R Popko
825-11	RCP825-11	D Calhoun	H Vu	T Mackey	R Popko
995-03	RCP995-03	D Calhoun	H Vu	T Mackey	S Ramirez
146-06	PP146-06	D Calhoun	H Vu	T Mackey	T Mackey
711-48	PP711-48	D Calhoun	H Vu	T Mackey	T Mackey
175-16S	RCP175-16S	D Calhoun	J Scheel	J Scheel	B Spell
100-66	PP100-66	D Calhoun	J Scheel	K Chascin	J Sencer
175-46S	PP175-46S	D Calhoun	J Scheel	K Chascin	J Sencer

Award #5 Supporting Documents 10/03/2024

101-41	RCP101-41	D Calhoun	J Scheel	K Chascin	K Chascin
169-S1	RCP169-S1	D Calhoun	J Scheel	K Chascin	K Chascin
170-06	RCP170-06	D Calhoun	J Scheel	K Chascin	K Chascin
171-02	RCP171-02	D Calhoun	J Scheel	K Chascin	K Chascin
171-02S	RCP171-02S	D Calhoun	J Scheel	K Chascin	K Chascin
175-S	RCP175-S	D Calhoun	J Scheel	K Chascin	K Chascin
175-W	RCP175-W	D Calhoun	J Scheel	K Chascin	K Chascin
166-R	RCP166-R	D Calhoun	R Zammataro	M Dvoroznak	B Russell
166-S	RCP166-S	D Calhoun	R Zammataro	M Dvoroznak	B Russell
166-W	RCP166-W	D Calhoun	R Zammataro	M Dvoroznak	B Russell
102-42	PP102-42	D Calhoun	R Zammataro	M Dvoroznak	S West
172-01S	RCP172-01S	D Calhoun	R Zammataro	P Hallock	P Hallock
172-01W	RCP172-01W	D Calhoun	R Zammataro	P Hallock	P Hallock
172-02S	RCP172-02S	D Calhoun	R Zammataro	P Hallock	P Hallock
172-03S	RCP172-03S	D Calhoun	R Zammataro	P Hallock	P Hallock
175-27S	RCP175-27S	D Calhoun	R Zammataro	P Hallock	P Hallock
100-41	PP100-41	D Calhoun	S Conner	B DiMeo	B DiMeo
102-37	PP102-37	D Calhoun	S Conner	B Dimeo	B Dimeo
417-47	PP417-47	D Calhoun	S Conner	B DiMeo	B DiMeo
101-05	PP101-05	D Calhoun	S Conner	B DiMeo	T Hamilton
734-02	PP734-02	D Calhoun	S Conner	B Phillips	B Gaines
182-S	RCP182-S	D Calhoun	S Conner	M Sulayman	M Sulayman
182-W	RCP182-W	D Calhoun	S Conner	M Sulayman	M Sulayman
180-65	RCP180-65	D Calhoun	S Conner	O Domingo	O Domingo
425-14	RCP425-14	D Calhoun	S Conner	S Conner	A May
044-E	RCP044-E	G Acs	G Acs	G Acs	G Donskey
055-138	RCP055-138	G Acs	G Acs	G Acs	G Donskey
768-02	RCP768-02	G Acs	G Acs	G Acs	G Donskey
055-173	RCP055-173	G Acs	L Pinkstaff	M Short	B Smith
788-134	RCP788-134	G Acs	L Pinkstaff	M Short	B Smith
788-131	PP788-131	G Acs	L Pinkstaff	M Short	M Short
788-132	PP788-132	G Acs	L Pinkstaff	M Short	M Short
788-133	PP788-133	G Acs	L Pinkstaff	M Short	M Short
789-129	PP789-129	G Acs	L Pinkstaff	M Short	S Chmist
789-130	PP789-130	G Acs	L Pinkstaff	M Short	S Chmist
789-133	PP789-133	G Acs	L Pinkstaff	M Short	S Chmist
789-01	RCP789-01	G Acs	L Pinkstaff	M Short	S Chmist
055-141C	PP055-141C	G Acs	L Pinkstaff	R Heaton	M Taylor
045-01	RCP045-01	G Acs	L Pinkstaff	R Heaton	R Heaton
055-26	RCP055-26	G Acs	L Pinkstaff	R Heaton	R Heaton
052-01	RCP052-01	G Acs	L Pinkstaff	R Heaton	R Manansala
053-01	RCP053-01	G Acs	L Pinkstaff	R Heaton	S Parnell
055-174P	PP055-174P	G Acs	M Limbaugh	D Hamilton	M Taylor
012-07	RCP012-07	G Acs	M Limbaugh	J Akrayi	T Colbert
012-05E	RCP012-05E	J McCarthy	A McElroy	B Brunell	B Brunell
012-05W	RCP012-05W	J McCarthy	A McElroy	B Brunell	B Brunell
211-02E	RCP211-02E	J McCarthy	A McElroy	B Brunell	T McGlothlin
211-E	RCP211-E	J McCarthy	A McElroy	B Brunell	T McGlothlin
211-02W	RCP211-02W	J McCarthy	A McElroy	B Brunell	T McGlothlin
211-W	RCP211-W	J McCarthy	A McElroy	B Brunell	T McGlothlin
207-33E	PP207-33E	J McCarthy	A McElroy	C Crane	M Poteet
207-04E	RCP207-04E	J McCarthy	A McElroy	C Crane	M Poteet
207-E	RCP207-E	J McCarthy	A McElroy	C Crane	M Poteet
207-E1	RCP207-E1	J McCarthy	A McElroy	C Crane	M Poteet
207-E2	RCP207-E2	J McCarthy	A McElroy	C Crane	M Poteet

Award #5 Supporting Documents 10/03/2024

209-E	RCP209-E	J McCarthy	A McElroy	C Crane	M Poteet
248-E	RCP248-E	J McCarthy	A McElroy	C Crane	M Poteet
250-E	RCP250-E	J McCarthy	A McElroy	C Crane	M Poteet
905-E	RCP905-E	J McCarthy	A McElroy	C Crane	M Poteet
207-31W	PP207-31W	J McCarthy	A McElroy	C Crane	M Poteet
207-32W	PP207-32W	J McCarthy	A McElroy	C Crane	M Poteet
207-34W	PP207-34W	J McCarthy	A McElroy	C Crane	M Poteet
207-W	RCP207-W	J McCarthy	A McElroy	C Crane	M Poteet
207-W2	RCP207-W2	J McCarthy	A McElroy	C Crane	M Poteet
207-W3	RCP207-W3	J McCarthy	A McElroy	C Crane	M Poteet
209-W	RCP209-W	J McCarthy	A McElroy	C Crane	M Poteet
248-W	RCP248-W	J McCarthy	A McElroy	C Crane	M Poteet
250-W	RCP250-W	J McCarthy	A McElroy	C Crane	M Poteet
011-W03	RCP011-W03	J McCarthy	J Pope	J Pope	E Connolly
736-01	RCP736-01	K Stewart	M Rivera-Clapp	M Rivera-Clapp	B Cottrell
736-04	RCP736-04	K Stewart	M Rivera-Clapp	M Rivera-Clapp	B Cottrell
736-06	RCP736-06	K Stewart	M Rivera-Clapp	M Rivera-Clapp	J Godsey
706-01	RCP706-01	K Stewart	M Rivera-Clapp	M Rivera-Clapp	T Wiertsema
706-02	RCP706-02	K Stewart	M Rivera-Clapp	M Rivera-Clapp	T Wiertsema
706-04	RCP706-04	K Stewart	M Rivera-Clapp	M Rivera-Clapp	T Wiertsema
260-E	RCP260-E	P Steinbrecher	K Holbrooks	K Holbrooks	K Holbrooks
260-01	RCP260-01	P Steinbrecher	K Holbrooks	K Holbrooks	P Legge
351-E	RCP351-E	R Wannemacher	G Taggart	L Whitmer	L Whitmer
351-W	RCP351-W	R Wannemacher	G Taggart	L Whitmer	L Whitmer
008-117E	RCP008-117E	S Eads	C Edgar	C Edgar	C Edgar
008-30E1	RCP008-30E1	S Eads	C Edgar	C Edgar	C Edgar
008-77E	RCP008-77E	S Eads	C Edgar	C Edgar	C Edgar
008-147W	RCP008-147W	S Eads	C Edgar	C Edgar	C Edgar
008-138E	RCP008-138E	S Eads	C Edgar	G Rager	G Rager
008-60E	RCP008-60E	S Eads	C Edgar	G Rager	G Rager
008-66E	RCP008-66E	S Eads	C Edgar	G Rager	G Rager
008-55E	RCP008-55E	S Eads	C Edgar	M Benavides	M Benavides
789-112	PP789-112	S McInall	J Coarsey	Future	Future
012-01	RCP012-01	S McInall	J Coarsey	M Lundeen	M Lundeen
012-06	RCP012-06	S McInall	J Coarsey	M Lundeen	M Lundeen
055-180	PP055-180	S McInall	J Coarsey	R Durham	R Durham
788-122	PP788-122	S McInall	J Coarsey	R Durham	R Durham
788-122P	PP788-122P	S McInall	J Coarsey	R Durham	R Durham
788-125P	PP788-125P	S McInall	J Coarsey	R Durham	R Durham
789-112P	PP789-112P	S McInall	J Coarsey	R Durham	R Durham
167-P	RCP167-P	S McInall	R Zammataro	D Davis	D Davis
167-R	RCP167-R	S McInall	R Zammataro	D Davis	D Davis
167-S	RCP167-S	S McInall	R Zammataro	D Davis	D Davis
167-W	RCP167-W	S McInall	R Zammataro	D Davis	D Davis
208-SS23	PP208-SS23	T Hobson	B Edwards	E Thomas	E Thomas
208-SS21	PP208-SS21	T Hobson	B Edwards	M Summers	M Summers
208-SS22	PP208-SS22	T Hobson	B Edwards	M Summers	M Summers
195-E	RCP195-E	T Hobson	B Edwards	M Summers	M Summers
208-SS10	RCP208-SS10	T Hobson	B Edwards	M Summers	M Summers
208-SS19	PP208-SS19	T Hobson	B Edwards	M Summers	M Summers
208-SS20	PP208-SS20	T Hobson	B Edwards	M Summers	M Summers
195-W	RCP195-W	T Hobson	B Edwards	M Summers	M Summers
208-SS11	RCP208-SS11	T Hobson	B Edwards	M Summers	M Summers

Award #5 Supporting Documents 10/03/2024

WO description	FY20 WO number
NGS - N01, N02 EXPANSION JOINTS INSTALLATION	20114002
KGS - B50, G60 & K30 PLANT ALARM AND PA SYSTEM	20115004
BBGS - B52, B53 AGP UPGRADE - SPARE PARTS	20115001
BBGS - B50 HRSG PERSONNEL ELEVATORS	20115002
BBGS - B52, B53 HRSG TRANSITION DUCT LINER	20115003
GEC - CT1 - HOT GAS PATH INSPECTION #1	20115005
GEC - CT2 - HOT GAS PATH INSPECTION #1	20115006
NGS - UNITS 1, 2, & 3 CAPITAL IMPROVEMENT PROJECTS	20114000
NGS - STEAM PLANT GENERAL CAPITAL IMPROVEMENTS	20114001
BBGS - GEC GENERAL CAPITAL IMPROVEMENTS	20115000
ENERGY MANAGEMENT SYSTEM - EMS - RTU UPGRADE PROJECT	20122004
ELECTRIC CUSTOMER SERVICE RESPONSE TOOLS AND EQUIPMENT	20121009
ENERGY MANAGEMENT SYSTEM - EMS - BASE UPGRADE PROJECT	20122003
230KV BREAKER REPLACEMENT	20123004
GENERAL UNDERGROUND NETWORK AND COMMERCIAL R&R AND UPGRADES	20121015
DISTRIBUTION SYSTEM - POLE REMOVAL	20121006
GRID OH AND UG UNIT PRICE	20121020
POLE REPLACEMENT PROGRAM	20121005
CAPITAL TOOLS AND EQUIPMENT - UG NETWORK AND SERVICE CENTERS	20121008
ELECTRIC DISTRIBUTION MAINTENANCE CAPITAL UPGRADES	20121013
TRANSMISSION CIRCUIT 830 STRUCTURE 42, 43, AND 44 REPLACEMENT	20122012
GENERAL SUBSTATION IMPROVEMENTS	20123000
SUBSTATION R&R PROJECTS - TRANSFORMER REPLACEMENTS	20123001
TRANSMISSION OUTDOOR POTENTIAL DEVICE REPLACEMENT	20122013
OM - GENERAL TRANSMISSION IMPROVEMENTS	20122005
230 KV_ 138KV_69 KV POLE REFURBISHMENT	20122006
230KV_138KV_69 KV INSULATOR REFURBISHMENT	20122007
CAPITAL TOOLS AND EQUIPMENT - T&S MAINTENANCE	20121010
GENERAL PROTECTION SYSTEM IMPROVEMENTS TRANSMISSION	20122008
REUSE FACILITY - CAPITAL EQUIPMENT REPLACEMENT	20421003
OM - REUSE DELIVERY R&R	20421001
SCADA RENEWAL & REPLACEMENT	20328004
FACILITIES - DISTRICT ENERGY SYSTEM (DES)	20621000
MANDARIN WRF - FILTER FEED PUMP NO 1 REPLACEMENT	20317004
BUCKMAN WRF - BIOSOLIDS PROCESS RENEWAL AND REPLACEMENT	20317001
WATER RECLAMATION FACILITIES - CAPITAL EQUIPMENT REPLACEMENT	20317002
PUMPING STATIONS - CAPITAL EQUIPMENT REPLACEMENT	20328000
DIESEL-DRIVEN BACKUP PUMP R&R	20328002
SCADA RTU AND CONTROL PANEL UPGRADES	20328003
WELL FIELD R&R	20217000
WATER PLANT CAPITAL RENEWAL & REPLACEMENT	20217002
WATER TREATMENT PLANT RESERVOIR R&R	20217003
WASTEWATER ODOR CONTROL - ALL PLANTS AND PUMP STATIONS	20317000
WATER TREATMENT PLANTS - SODIUM HYPOCHLORITE STORAGE TANK UPGRADES	20217004
WASTE WATER PUMPING STATION SAFETY IMPROVEMENTS - GUARD RAIL INSTALL	20328005
PONTE VEDRA WRF - UV DISINFECTION SYSTEM IMPROVEMENTS	20317005
BUCKMAN WRF - PRIMARY CLARIFIER REHABILITATION	20317003
OM - MANHOLE SCADA R&R	20321001
EASTPORT RD - EMUNESS RD TO SARA DR - DIST - NEW - FM	20321004
TIMAWATHA AVE - FM REPLACEMENT	20321005

Award #5 Supporting Documents 10/03/2024

OM - GALVANIZED PIPE REPLACEMENT - PROGRAM	20221010
OM - SEWER COLLECTION SYSTEM TRENCHLESS R&R	20321007
OM - AIR RELIEF VALVES R&R	20321008
OM - MAIN EXTENSIONS AND TAPS – W	20221005
OM - MAIN EXTENSIONS AND TAPS – S	20321009
OM - SEWER COLLECTION SYSTEM R&R	20321011
OM - WATER DELIVERY SYSTEM R&R	20221006
GRID - COST PARTICIPATION - NEW - R	20421002
GRID - COST PARTICIPATION - NEW - FM	20321002
GRID - COST PARTICIPATION - NEW - W	20221000
BAY ST TO TALLEYRAND AVE - TRANS - NEW - WM	20221001
LDP PROGRAM - GRAVITY SEWER REPLACEMENT	20321013
LDP PROGRAM - WATER TRANSMISSION REPLACEMENT	20221012
LDP PROGRAM - LARGE DIAMETER CIPP	20321017
LDP PROGRAM - AIR RELEASE VALVE REPLACEMENT	20321016
LDP PROGRAM - DUCTILE IRON FM REPLACEMENT	20321010
OLD MIDDLEBURG RD - ARGYLE FOREST BLVD TO MAYNARD PL - TRANS - NEW - FM	20321003
SIPS - GREENLAND - SOUTHSIDE BLVD - DEERWOOD 3 TO GREENLAND - W	20221002
DAVIS - GATE PKWY TO RG SKINNER - TRANS - R	20421000
PRITCHARD RD - OLD PLANK RD TO CISCO DR W - TRANS - NEW - W	20221011
ST JOHNS FOREST WELLS	20217001
JP - JOINT PARTICIPATION PROJECTS - S	20321006
JP - JOINT PARTICIPATION PROJECTS - W	20221004
RESILIENCY - PUMP STATIONS, PLANTS, ELECTRICAL RELIABILITY	20328006
WELL REHABILITATION AND REPLACEMENT PROGRAM	20217005
COM - NEW ELECTRIC SERVICE ADDITIONS	20121002
CEMI-5 ELECTRIC DISTRIBUTION BETTERMENT	20121018
COM - DEVELOPMENT DRIVEN PROJECTS - E	20121014
26KV FEEDER CIRCUIT BREAKER REPLACEMENT	20121019
TRANSMISSION AND SUBSTATION CLASS CIRCUIT BREAKER REPLACEMENT PROGR	20123009
SOUTHSIDE GIS 6C2 CAPACITOR BANK REPLACEMENT	20123006
CHURCH STREET HPFF PIPE TYPE CABLE PUMP REPLACEMENT	20123007
MILL COVE HPFF PIPE TYPE CABLE PUMP REPLACEMENT	20123008
TRANSMISSION CIRCUIT 677 STRUCTURE 45 AND 62 REPLACEMENT	20122010
TRANSMISSION CIRCUIT 838 STRUCTURE 7, 8, 9, AND 10 REPLACEMENT	20122011
TRANSMISSION CIRCUIT 832/835/836/839 ANGLE POLE REPLACEMENT	20122014
GENERAL TRANSMISSION IMPROVEMENTS	20122000
STREETLIGHT IMPROVEMENTS - PHASE 3	20121001
JOINT PARTICIPATION ELECTRIC RELOCATION PROJECTS	20121003
GENERAL DISTRIBUTION IMPROVEMENTS	20121007
UNDERGROUND CABLE REPLACEMENT PROGRAM - EXISTING DEVELOPMENTS	20121004
OH-UG CONVERSION IN NEIGHBORHOODS	20121022
BARTRAM 298: FEEDER EXTENSION IN TRANSMISSION ROW FROM SUB TO BARTRA	20122001
SAIDI IMPROVEMENT PLAN (SIP)	20121023
UTILITY LOCATE GROUP - CAPITAL EQUIPMENT - ELECTRIC	20121016
UTILITY LOCATE GROUP - CAPITAL EQUIPMENT - W	20321014
FLEET - EXPANSION - E	20136013
FLEET - REPLACEMENT - E	20136012
FLEET - EXPANSION - W	20236014
FLEET - REPLACEMENT - W	20236001
FACILITIES - EV CHARGING BASE INFRASTRUCTURE - ELECTRIC SITES	20136000
FACILITIES - PLUMBING AND FIRE SYSTEM UPGRADES - ELECTRIC	20136004
FACILITIES - BUILDING UPGRADES - E	20136005
FACILITIES - ELEVATORS - E	20136006
FACILITIES - LIGHTING - E	20136007

Award #5 Supporting Documents 10/03/2024

FACILITIES - PAVING AND SITE IMPROVEMENTS - E	20136008
FACILITIES - HEATING, VENTILATION, AND AIR - E	20136009
FACILITIES - ROOF REPLACEMENTS - E	20136010
FACILITIES - GENERATORS - E	20136014
FACILITIES - DII WRF - NEW WAREHOUSE	20236002
FACILITIES - MAIN ST LAB EMERGENCY GENERATOR PROJECT	20236003
FACILITIES - EV CHARGING BASE INFRASTRUCTURE - WATER SITES	20236004
FACILITIES - BUILDING UPGRADES - W	20236005
FACILITIES - PLUMBING UPGRADES - W	20236007
FACILITIES - ELECTRIC AND LIGHTING SYSTEMS - W	20236008
FACILITIES - PAVING AND SITE IMPROVEMENTS - W	20236009
FACILITIES - HEATING, VENTILATION, AND AIR - W	20236010
FACILITIES - ROOF REPLACEMENTS - W	20236011
RES - EASEMENT LOCATION AND ACQUISITIONS - W	20321012
WATER METERS - REPLACEMENT	20221007
WATER METERS - GROWTH	20221008
WATER METERS - LARGE WATER METER REPLACEMENT	20221009
ELECTRIC METERS - REPLACEMENT	20121011
ELECTRIC METERS - GROWTH	20121012
ELECTRIC METERS - 2-WAY METER CONVERSION	20121021
LABORATORY EQUIPMENT UPGRADES - E	20136002
LABORATORY EQUIPMENT UPGRADES - W	20236006
CAPITAL ADMINISTRATIVE OVERHEAD- ELECTRIC	20156000
CAPITAL ADMINISTRATIVE OVERHEAD - W	20256000
TS - PC AND LAPTOP REFRESH (4-YR CYCLE) - E	20146006
TS - TECHNOLOGY SECURITY R&R	20146000
TS - FCRS - UPGRADES & RADIOS - E	20146004
TS - IT INFRASTRUCTURE (SAN, DATABASES)	20246000
TS - TOWERS	20146003
TS - NMR GROWTH - NEW MCC ADDITIONS AND TAKEOUT POINTS - SMART GRID	20146005
TS - FIBER OPTIC CATV REPLACEMENT	20146002
TS - NETWORK & WIRELESS EQUIPMENT - R&R	20146001
69KV - 663 LINE REBUILD	20122002
ELECTRIC DISTRIBUTION SYSTEM IMPROVEMENTS	20121000
AUTOMATIC RECLOSER DEPLOYMENT	20121017
PARK AND KING 4KV DISTRIBUTION FEEDER GETAWAY REBUILD	20121024
PARK AND KING 4KV SUBSTATION REBUILD	20123002
PARK AND KING 4KV SUBSTATION REBUILD - SPCP	20123003
230KV BREAKER REPLACEMENT - SPCP	20123005
69KV - 663 LINE REBUILD - SPCP	20122009
DEVELOPMENT DRIVEN PROJECTS - PS	20328007
DEVELOPMENT DRIVEN PROJECTS - R	20421004
DEVELOPMENT DRIVEN PROJECTS - S	20321015
DEVELOPMENT DRIVEN PROJECTS - W	20221003
SECURITY - IDENTITY MANAGEMENT SYSTEM UPGRADES	20136015
SECURITY - DISTRICT ENERGY SYSTEM (DES)	20621001
SECURITY - CIP PSP ELECTRONIC VISITOR LOGS	20136001
SECURITY - E	20136003
SECURITY - FENCING - E	20136011
SECURITY - ARLINGTON EAST WRF FENCE UPGRADE	20236012
SECURITY - CONSERVATION CENTER ENHANCEMENTS	20236015
SECURITY - W	20236000
SECURITY - FENCING - W	20236013

Award #5 Supporting Documents 10/03/2024

WO Business Area	WO Fund	Cost Center	FY19 WO	WO Status	Tax Flag	Tax Credit	CIP Number	CBID Number
JEAELEC	032	20300		OPEN	E	N	98-006	G00200
JEAELEC	032	20300		OPEN	E	N	98-006	G00200
JEAELEC	032	20300		OPEN	E	N	98-006	G00200
JEAELEC	032	20300		OPEN	E	N	98-006	G00200
JEAELEC	032	20300		OPEN	E	N	98-006	G00200
JEAELEC	032	20300		OPEN	E	N	98-006	G00200
JEAELEC	032	20300		OPEN	E	N	98-006	G00200
JEAELEC	032	20300	19114000	OPEN	T	N	98-006	G00200
JEAELEC	032	20300	19114003	OPEN	E	N	98-006	G00200
JEAELEC	032	20300	19115000	OPEN	E	N	98-006	G00200
JEAELEC	032	30700	19122004	OPEN	E	N	98-005	T10000
JEAELEC	032	30700	19121009	OPEN	E	N	98-004	D20000
JEAELEC	032	30700	19122003	OPEN	E	N	98-005	T10000
JEAELEC	032	10200		OPEN	E	Y	98-005	S10000
JEAELEC	032	40305	19121015	OPEN	E	Y	98-004	D20000
JEAELEC	032	40305	19121006	OPEN	E	Y	98-004	D20000
JEAELEC	032	40305	19121020	OPEN	E	N	98-004	D20000
JEAELEC	032	40305	19121005	OPEN	E	Y	98-004	D20000
JEAELEC	032	40305	19121008	OPEN	E	N	98-004	D20000
JEAELEC	032	40305	19121013	OPEN	E	Y	98-004	D20000
JEAELEC	032	20020		OPEN	E	Y	98-005	T10000
JEAELEC	032	30707	19123000	OPEN	E	Y	98-005	S10000
JEAELEC	032	30707	19123001	OPEN	E	N	98-005	S10000
JEAELEC	032	30707		OPEN	E	Y	98-005	T10000
JEAELEC	032	30707	19122005	OPEN	E	Y	98-005	T10000
JEAELEC	032	30707	19122006	OPEN	E	Y	98-005	T10000
JEAELEC	032	30707	19122007	OPEN	E	Y	98-005	T10000
JEAELEC	032	30707	19121010	OPEN	E	N	98-004	D20000
JEAELEC	032	30707	19122008	OPEN	E	Y	98-005	T10000
JEAWWW	075	30100	19421003	OPEN	E	N	97-010	W30000
JEAWWW	075	30100	19421001	OPEN	E	N	97-012	W40000
JEAWWW	075	30100	19328004	OPEN	E	N	97-010	W30000
DE	092	30100	19621000	OPEN	E	N	06-014	CW0002
JEAWWW	075	30100		OPEN	E	N	97-010	W30000
JEAWWW	075	30100	19317001	OPEN	E	N	97-010	W30000
JEAWWW	075	30100	19317002	OPEN	E	N	97-010	W30000
JEAWWW	075	30100	19328000	OPEN	E	N	97-009	W25000
JEAWWW	075	30100	19328002	OPEN	E	N	97-009	W25000
JEAWWW	075	30100	19328003	OPEN	E	N	97-009	W25000
JEAWWW	075	30100	19217000	OPEN	E	N	97-006	W10000
JEAWWW	075	30100	19217004	OPEN	E	N	97-006	W10000
JEAWWW	075	30100	19217005	OPEN	E	N	97-006	W10000
JEAWWW	075	30100	19317000	OPEN	E	N	97-010	W30000
JEAWWW	075	30100	19217006	OPEN	E	N	97-006	W10000
JEAWWW	075	30100	19328005	OPEN	E	N	97-009	W25000
JEAWWW	075	30100		OPEN	E	N	97-010	W30000
JEAWWW	075	30100		OPEN	E	N	97-010	W30000
JEAWWW	075	30600	19321001	OPEN	E	N	97-008	W20000
JEAWWW	075	30600		OPEN	E	N	97-008	W20000
JEAWWW	075	30600		OPEN	E	N	97-008	W20000

Award #5 Supporting Documents 10/03/2024

JEAWWW	075	30600	19221010	OPEN	E	N	97-007	W15000
JEAWWW	075	30600	19321007	OPEN	E	N	97-008	W20000
JEAWWW	075	30600	19321008	OPEN	E	N	97-008	W20000
JEAWWW	080	30600	19221005	OPEN	E	N	97-007	W15000
JEAWWW	078	30600	19321009	OPEN	E	N	97-008	W20000
JEAWWW	075	30600	19321011	OPEN	E	N	97-008	W20000
JEAWWW	075	30600	19221006	OPEN	E	N	97-007	W15000
JEAWWW	075	20427	19421002	OPEN	E	N	97-012	W40000
JEAWWW	078	20427	19321002	OPEN	E	N	97-008	W20000
JEAWWW	080	20427	19221000	OPEN	E	N	97-007	W15000
JEAWWW	075	20427		OPEN	E	N	97-007	W15000
JEAWWW	075	20427	19321013	OPEN	E	N	97-008	W20000
JEAWWW	075	20427	18221008	OPEN	E	N	97-007	W15000
JEAWWW	075	20427		OPEN	E	N	97-008	W20000
JEAWWW	075	20427	19321027	OPEN	E	N	97-008	W20000
JEAWWW	075	20427	19321010	OPEN	E	N	97-008	W20000
JEAWWW	078	20500		OPEN	E	N	97-008	W20000
JEAWWW	072	20500		OPEN	E	N	97-007	W15000
JEAWWW	072	20500		OPEN	E	N	97-012	W40000
JEAWWW	080	20500		OPEN	E	N	97-007	W15000
JEAWWW	075	20500		OPEN	E	N	97-006	W10000
JEAWWW	075	20500	19321006	OPEN	E	N	97-008	W20000
JEAWWW	075	20500	19221004	OPEN	E	N	97-007	W15000
JEAWWW	075	20500	19328006	OPEN	E	N	97-009	W25000
JEAWWW	075	20500	19217008	OPEN	E	N	97-006	W10000
JEAELEC	032	20400	19121002	OPEN	T	N	98-004	D20000
JEAELEC	032	20400	19121018	OPEN	E	Y	98-004	D20000
JEAELEC	032	20400	19121014	OPEN	T	N	98-004	D20000
JEAELEC	032	20020	19121019	OPEN	E	Y	98-004	D20000
JEAELEC	032	20020		OPEN	E	Y	98-005	S10000
JEAELEC	032	20020		OPEN	E	Y	98-005	S10000
JEAELEC	032	20020		OPEN	E	Y	98-005	S10000
JEAELEC	032	20020		OPEN	E	Y	98-005	S10000
JEAELEC	032	20020		OPEN	E	Y	98-005	T10000
JEAELEC	032	20020		OPEN	E	Y	98-005	T10000
JEAELEC	032	20020		OPEN	E	Y	98-005	T10000
JEAELEC	032	20020	19122000	OPEN	E	Y	98-005	T10000
JEAELEC	032	20020		OPEN	E	N	97-013	D80000
JEAELEC	032	20020	19121003	OPEN	E	Y	98-004	D20000
JEAELEC	032	20020	19121007	OPEN	E	Y	98-004	D20000
JEAELEC	032	20020	19121004	OPEN	E	Y	98-004	D20000
JEAELEC	032	20020	19121022	OPEN	E	Y	98-004	D20000
JEAELEC	032	20300		OPEN	T	N	98-004	D20000
JEAELEC	032	20300	19121023	OPEN	E	Y	98-004	D20000
JEAELEC	032	A0800	19121016	OPEN	E	N	97-013	M40000
JEAWWW	075	A0800	19321014	OPEN	E	N	97-013	W60000
JEAELEC	032	A0800	19136013	OPEN	E	N	97-013	V50000
JEAELEC	032	A0800	19136012	OPEN	E	N	97-013	V50000
JEAWWW	075	A0800	19236014	OPEN	E	N	97-013	W50000
JEAWWW	075	A0800	19236001	OPEN	E	N	97-013	W50000
JEAELEC	032	A0800		OPEN	E	N	97-013	B00100
JEAELEC	032	A0800	19136004	OPEN	E	N	97-013	B00100
JEAELEC	032	A0800	19136005	OPEN	E	N	97-013	B00100
JEAELEC	032	A0800	19136006	OPEN	E	N	97-013	B00100
JEAELEC	032	A0800	19136007	OPEN	E	N	97-013	B00100

Award #5 Supporting Documents 10/03/2024

JEAELEC	032	A0800	19136008	OPEN	E	N	97-013	B00100
JEAELEC	032	A0800	19136009	OPEN	E	N	97-013	B00100
JEAELEC	032	A0800	19136010	OPEN	E	N	97-013	B00100
JEAELEC	032	A0800	19136014	OPEN	E	N	97-013	B00100
JEAWWW	075	A0800		OPEN	E	N	97-013	W60100
JEAWWW	075	A0800		OPEN	E	N	97-013	W60100
JEAWWW	075	A0800		OPEN	E	N	97-013	W60100
JEAWWW	075	A0800	19236005	OPEN	E	N	97-013	W60100
JEAWWW	075	A0800	19236007	OPEN	E	N	97-013	W60100
JEAWWW	075	A0800	19236008	OPEN	E	N	97-013	W60100
JEAWWW	075	A0800	19236009	OPEN	E	N	97-013	W60100
JEAWWW	075	A0800	19236010	OPEN	E	N	97-013	W60100
JEAWWW	075	A0800	19236011	OPEN	E	N	97-013	W60100
JEAWWW	079	A0700	19321012	OPEN	E	N	97-013	S70000
JEAWWW	075	40700	19221007	OPEN	E	N	97-007	W15000
JEAWWW	075	40700	19221008	OPEN	E	N	97-007	W15000
JEAWWW	075	40700	19221009	OPEN	E	N	97-007	W15000
JEAELEC	032	40700	19121011	OPEN	E	Y	98-004	D20000
JEAELEC	032	40700	19121012	OPEN	T	N	98-004	D20000
JEAELEC	032	40700	19121021	OPEN	E	Y	98-004	D20000
JEAELEC	032	D0300	19136002	OPEN	E	N	97-013	M40000
JEAWWW	075	D0300	19236006	OPEN	E	N	97-013	W60000
JEAELEC	032	C0200	19156000	OPEN	E	N	97-013	A10000
JEAWWW	075	C0200	19256000	OPEN	E	N	97-013	A10000
JEAELEC	032	20700	19146006	OPEN	E	N	97-013	M00800
JEAELEC	032	20700	19146008	OPEN	E	N	97-013	M00800
JEAELEC	032	20700	19146004	OPEN	E	N	97-013	M00800
JEAWWW	075	20700	16246006	OPEN	E	N	97-013	W60200
JEAELEC	032	20700	19146003	OPEN	E	N	97-013	M00800
JEAELEC	032	20700	19146005	OPEN	E	N	97-013	M00800
JEAELEC	032	20700	19146002	OPEN	E	N	97-013	M00800
JEAELEC	032	20700	19146001	OPEN	E	N	97-013	M00800
JEAELEC	032	10200		OPEN	T	N	98-005	T10000
JEAELEC	032	10200	19121000	OPEN	E	Y	98-004	D20000
JEAELEC	032	10200	19121017	OPEN	E	Y	98-004	D20000
JEAELEC	032	10200		OPEN	T	N	98-004	D20000
JEAELEC	032	10200		OPEN	T	N	98-005	S10000
JEAELEC	032	10200		OPEN	T	N	98-005	S10000
JEAELEC	032	10200		OPEN	E	Y	98-005	S10000
JEAELEC	032	10200		OPEN	T	N	98-005	T10000
JEAWWW	075	20427	19328009	OPEN	E	N	97-009	W25000
JEAWWW	080	20427	19421004	OPEN	E	N	97-012	W40000
JEAWWW	075	20427	19321015	OPEN	E	N	97-008	W20000
JEAWWW	080	20427	19221003	OPEN	E	N	97-007	W15000
JEAELEC	032	31000		OPEN	E	N	97-013	M40000
DE	092	31000		OPEN	E	N	06-014	CW0002
JEAELEC	032	31000		OPEN	E	N	97-013	M40000
JEAELEC	032	31000	19136003	OPEN	E	N	97-013	M40000
JEAELEC	032	31000	19136011	OPEN	E	N	97-013	M40000
JEAWWW	075	31000		OPEN	E	N	97-013	W60000
JEAWWW	075	31000		OPEN	E	N	97-013	W60000
JEAWWW	075	31000	19236000	OPEN	E	N	97-013	W60000
JEAWWW	075	31000	19236013	OPEN	E	N	97-013	W60000

WO Description

NGS - N01, N02 EXPANSION JOINTS INSTALLATION
KGS - B50, G60 & K30 PLANT ALARM AND PA SYSTEM
BBGS - B52, B53 AGP UPGRADE - SPARE PARTS
BBGS - B50 HRSG PERSONNEL ELEVATORS
BBGS - B52, B53 HRSG TRANSITION DUCT LINER
GEC - CT1 - HOT GAS PATH INSPECTION #1
GEC - CT2 - HOT GAS PATH INSPECTION #1
NGS - UNITS 1, 2, & 3 CAPITAL IMPROVEMENT PROJECTS
NGS - STEAM PLANT GENERAL CAPITAL IMPROVEMENTS
BBGS - GEC GENERAL CAPITAL IMPROVEMENTS
ENERGY MANAGEMENT SYSTEM - EMS - RTU UPGRADE PROJECT
ELECTRIC CUSTOMER SERVICE RESPONSE TOOLS AND EQUIPMENT
ENERGY MANAGEMENT SYSTEM - EMS - BASE UPGRADE PROJECT
230KV BREAKER REPLACEMENT
GENERAL UNDERGROUND NETWORK AND COMMERCIAL R&R AND UPGRADES
DISTRIBUTION SYSTEM - POLE REMOVAL
GRID OH AND UG UNIT PRICE
POLE REPLACEMENT PROGRAM
CAPITAL TOOLS AND EQUIPMENT - UG NETWORK AND SERVICE CENTERS
ELECTRIC DISTRIBUTION MAINTENANCE CAPITAL UPGRADES
TRANSMISSION CIRCUIT 830 STRUCTURE 42, 43, AND 44 REPLACEMENT
GENERAL SUBSTATION IMPROVEMENTS
SUBSTATION R&R PROJECTS - TRANSFORMER REPLACEMENTS
TRANSMISSION OUTDOOR POTENTIAL DEVICE REPLACEMENT
OM - GENERAL TRANSMISSION IMPROVEMENTS
230 KV_ 138KV_69 KV POLE REFURBISHMENT
230KV_138KV_69 KV INSULATOR REFURBISHMENT
CAPITAL TOOLS AND EQUIPMENT - T&S MAINTENANCE
GENERAL PROTECTION SYSTEM IMPROVEMENTS TRANSMISSION
REUSE FACILITY - CAPITAL EQUIPMENT REPLACEMENT
OM - REUSE DELIVERY R&R
SCADA RENEWAL & REPLACEMENT
FACILITIES - DISTRICT ENERGY SYSTEM (DES)
MANDARIN WRF - FILTER FEED PUMP NO 1 REPLACEMENT
BUCKMAN WRF - BIOSOLIDS PROCESS RENEWAL AND REPLACEMENT
WATER RECLAMATION FACILITIES - CAPITAL EQUIPMENT REPLACEMENT
PUMPING STATIONS - CAPITAL EQUIPMENT REPLACEMENT
DIESEL-DRIVEN BACKUP PUMP R&R
SCADA RTU AND CONTROL PANEL UPGRADES
WELL FIELD R&R
WATER PLANT CAPITAL RENEWAL & REPLACEMENT
WATER TREATMENT PLANT RESERVOIR R&R
WASTEWATER ODOR CONTROL - ALL PLANTS AND PUMP STATIONS
WATER TREATMENT PLANTS - SODIUM HYPOCHLORITE STORAGE TANK UPGRADES
WASTE WATER PUMPING STATION SAFETY IMPROVEMENTS - GUARD RAIL INSTALLATION
PONTE VEDRA WRF - UV DISINFECTION SYSTEM IMPROVEMENTS
BUCKMAN WRF - PRIMARY CLARIFIER REHABILITATION
OM - MANHOLE SCADA R&R
EASTPORT RD - EMUNESS RD TO SARA DR - DIST - NEW - FM
TIMAWATHA AVE - FM REPLACEMENT

Award #5 Supporting Documents 10/03/2024

OM - GALVANIZED PIPE REPLACEMENT - PROGRAM
OM - SEWER COLLECTION SYSTEM TRENCHLESS R&R
OM - AIR RELIEF VALVES R&R
OM - MAIN EXTENSIONS AND TAPS – W
OM - MAIN EXTENSIONS AND TAPS – S
OM - SEWER COLLECTION SYSTEM R&R
OM - WATER DELIVERY SYSTEM R&R
GRID - COST PARTICIPATION - NEW - R
GRID - COST PARTICIPATION - NEW - FM
GRID - COST PARTICIPATION - NEW - W
BAY ST TO TALLEYRAND AVE - TRANS - NEW - WM
LDP PROGRAM - GRAVITY SEWER REPLACEMENT
LDP PROGRAM - WATER TRANSMISSION REPLACEMENT
LDP PROGRAM - LARGE DIAMETER CIPP
LDP PROGRAM - AIR RELEASE VALVE REPLACEMENT
LDP PROGRAM - DUCTILE IRON FM REPLACEMENT
OLD MIDDLEBURG RD - ARGYLE FOREST BLVD TO MAYNARD PL - TRANS - NEW - FM
SIPS - GREENLAND - SOUTHSIDE BLVD - DEERWOOD 3 TO GREENLAND - W
DAVIS - GATE PKWY TO RG SKINNER - TRANS - R
PRITCHARD RD - OLD PLANK RD TO CISCO DR W - TRANS - NEW - W
ST JOHNS FOREST WELLS
JP - JOINT PARTICIPATION PROJECTS - S
JP - JOINT PARTICIPATION PROJECTS - W
RESILIENCY - PUMP STATIONS, PLANTS, ELECTRICAL RELIABILITY
WELL REHABILITATION AND REPLACEMENT PROGRAM
COM - NEW ELECTRIC SERVICE ADDITIONS
CEMI-5 ELECTRIC DISTRIBUTION BETTERMENT
COM - DEVELOPMENT DRIVEN PROJECTS - E
26KV FEEDER CIRCUIT BREAKER REPLACEMENT
TRANSMISSION AND SUBSTATION CLASS CIRCUIT BREAKER REPLACEMENT PROGRAM
SOUTHSIDE GIS 6C2 CAPACITOR BANK REPLACEMENT
CHURCH STREET HPFF PIPE TYPE CABLE PUMP REPLACEMENT
MILL COVE HPFF PIPE TYPE CABLE PUMP REPLACEMENT
TRANSMISSION CIRCUIT 677 STRUCTURE 45 AND 62 REPLACEMENT
TRANSMISSION CIRCUIT 838 STRUCTURE 7, 8, 9, AND 10 REPLACEMENT
TRANSMISSION CIRCUIT 832/835/836/839 ANGLE POLE REPLACEMENT
GENERAL TRANSMISSION IMPROVEMENTS
STREETLIGHT IMPROVEMENTS - PHASE 3
JOINT PARTICIPATION ELECTRIC RELOCATION PROJECTS
GENERAL DISTRIBUTION IMPROVEMENTS
UNDERGROUND CABLE REPLACEMENT PROGRAM - EXISTING DEVELOPMENTS
OH-UG CONVERSION IN NEIGHBORHOODS
BARTRAM 298: FEEDER EXTENSION IN TRANSMISSION ROW FROM SUB TO BARTRAM PARK B
SAIDI IMPROVEMENT PLAN (SIP)
UTILITY LOCATE GROUP - CAPITAL EQUIPMENT - ELECTRIC
UTILITY LOCATE GROUP - CAPITAL EQUIPMENT - W
FLEET - EXPANSION - E
FLEET - REPLACEMENT - E
FLEET - EXPANSION - W
FLEET - REPLACEMENT - W
FACILITIES - EV CHARGING BASE INFRASTRUCTURE - ELECTRIC SITES
FACILITIES - PLUMBING AND FIRE SYSTEM UPGRADES - ELECTRIC
FACILITIES - BUILDING UPGRADES - E
FACILITIES - ELEVATORS - E
FACILITIES - LIGHTING - E

Award #5 Supporting Documents 10/03/2024

FACILITIES - PAVING AND SITE IMPROVEMENTS - E
FACILITIES - HEATING, VENTILATION, AND AIR - E
FACILITIES - ROOF REPLACEMENTS - E
FACILITIES - GENERATORS - E
FACILITIES - DII WRF - NEW WAREHOUSE
FACILITIES - MAIN ST LAB EMERGENCY GENERATOR PROJECT
FACILITIES - EV CHARGING BASE INFRASTRUCTURE - WATER SITES
FACILITIES - BUILDING UPGRADES - W
FACILITIES - PLUMBING UPGRADES - W
FACILITIES - ELECTRIC AND LIGHTING SYSTEMS - W
FACILITIES - PAVING AND SITE IMPROVEMENTS - W
FACILITIES - HEATING, VENTILATION, AND AIR - W
FACILITIES - ROOF REPLACEMENTS - W
RES - EASEMENT LOCATION AND ACQUISITIONS - W
WATER METERS - REPLACEMENT
WATER METERS - GROWTH
WATER METERS - LARGE WATER METER REPLACEMENT
ELECTRIC METERS - REPLACEMENT
ELECTRIC METERS - GROWTH
ELECTRIC METERS - 2-WAY METER CONVERSION
LABORATORY EQUIPMENT UPGRADES - E
LABORATORY EQUIPMENT UPGRADES - W
CAPITAL ADMINISTRATIVE OVERHEAD- ELECTRIC
CAPITAL ADMINISTRATIVE OVERHEAD - W
TS - PC AND LAPTOP REFRESH (4-YR CYCLE) - E
TS - TECHNOLOGY SECURITY R&R
TS - FCRS - UPGRADES & RADIOS - E
TS - IT INFRASTRUCTURE (SAN, DATABASES)
TS - TOWERS
TS - NMR GROWTH - NEW MCC ADDITIONS AND TAKEOUT POINTS - SMART GRID
TS - FIBER OPTIC CATV REPLACEMENT
TS - NETWORK & WIRELESS EQUIPMENT - R&R
69KV - 663 LINE REBUILD
ELECTRIC DISTRIBUTION SYSTEM IMPROVEMENTS
AUTOMATIC RECLOSER DEPLOYMENT
PARK AND KING 4KV DISTRIBUTION FEEDER GETAWAY REBUILD
PARK AND KING 4KV SUBSTATION REBUILD
PARK AND KING 4KV SUBSTATION REBUILD - SPCP
230KV BREAKER REPLACEMENT - SPCP
69KV - 663 LINE REBUILD - SPCP
DEVELOPMENT DRIVEN PROJECTS - PS
DEVELOPMENT DRIVEN PROJECTS - R
DEVELOPMENT DRIVEN PROJECTS - S
DEVELOPMENT DRIVEN PROJECTS - W
SECURITY - IDENTITY MANAGEMENT SYSTEM UPGRADES
SECURITY - DISTRICT ENERGY SYSTEM (DES)
SECURITY - CIP PSP ELECTRONIC VISITOR LOGS
SECURITY - E
SECURITY - FENCING - E
SECURITY - ARLINGTON EAST WRF FENCE UPGRADE
SECURITY - CONSERVATION CENTER ENHANCEMENTS
SECURITY - W
SECURITY - FENCING - W

Award #5 Supporting Documents 10/03/2024

		\$ 684,398.15	Month
		\$ 8,212,777.75	12 Month
	Award Amount	\$ 41,063,888.77	Contract
	Budget		
	FY20	\$ 7,528,379.61	
	FY21	\$ 8,212,777.75	
	FY22	\$ 8,212,777.75	
	FY23	\$ 8,212,777.75	
	FY24	\$ 8,212,777.75	
	FY25	\$ 684,398.15	
		\$ 41,063,888.77	

**PreCise MRM LLC.**

A subsidiary of FORCE America, Inc.
8633 Eagle Creek Pkwy
Savage, MN 55378
(888) 449-0357

Sales Quotation

QUOTE

QT200-2000120-3

DATE

10/1/2024

PAGE

1 OF 3

SOLD TO
680164
JEA
PO BOX 4910
JACKSONVILLE, FL 32201-4910
USA

SHIP TO
262269
JEA COMMONWEALTH SERVICE
CENTER
6674 COMMONWEALTH AVE
JACKSONVILLE, FL 32254-2218
USA

Expiration Date: 10/19/2024
Customer Ref.:
Customer P/O:
Customer Contact:
Payment Terms: Net 30 Days
Sales Rep:
F.O.B.: ,

Ship From: **PRECISE MRM LLC**
Site 180
1311 E FRANKLIN RD STE 102
MERIDIAN, ID 83642-6097
USA

NOTES

JEA Annual LiGO subscription quote for FY2025 & FY2026, to include subscriptions and LiGO Access.
*No additional maintenance charges for LiGO outside the annual usage fee.
Quote based on expected monthly billing for LiGO subscriptions on current contracted quantities.

	PRODUCT / DESCRIPTION	QTY	U/M	PRICE	EXTENSION
1	1182966 LiGO Access Maintenance LAM-003	1	ea	5,000.0000	5,000.00
					FY2025: LiGO ACCESS - \$5000 Billed annually *No additional maintenance charges for LiGO outside the annual usage fee.
2	1182557 LiGO Subscription Annual: 1 Year - Paid Monthly LSUB1M	1726	ea	17.0000	29,342.00
					FY2025 October Subscription
3	1182557 LiGO Subscription Annual: 1 Year - Paid Monthly LSUB1M	1731	ea	17.0000	29,427.00
					FY2025 November Subscription
4	1182557 LiGO Subscription Annual: 1 Year - Paid Monthly LSUB1M	1736	ea	17.0000	29,512.00
					FY2025 December Subscription
5	1182557 LiGO Subscription Annual: 1 Year - Paid Monthly LSUB1M	1741	ea	17.0000	29,597.00
					FY2025 January Subscription
6	1182557 LiGO Subscription Annual: 1 Year - Paid Monthly LSUB1M	1746	ea	17.0000	29,682.00
					FY2025 February Subscription
7	1182557 LiGO Subscription Annual: 1 Year - Paid Monthly LSUB1M	1751	ea	17.0000	29,767.00
					FY2025 March Subscription

Continued

**PreCise MRM LLC.**

A subsidiary of FORCE America, Inc.
8633 Eagle Creek Pkwy
Savage, MN 55378
(888) 449-0357

Sales Quotation

QUOTE #: QT200-2000120-3
CUSTOMER: 680164
DATE: 10/1/2024
PAGE: 2 OF 3

	PRODUCT / DESCRIPTION	QTY	U/M	PRICE	EXTENSION
8	1182557 LiGO Subscription Annual: 1 Year - Paid Monthly <i>LSUB1M</i>	1756	ea	17.0000	29,852.00 FY2025 April Subscription
9	1182557 LiGO Subscription Annual: 1 Year - Paid Monthly <i>LSUB1M</i>	1761	ea	17.0000	29,937.00 FY2025 May Subscription
10	1182557 LiGO Subscription Annual: 1 Year - Paid Monthly <i>LSUB1M</i>	1766	ea	17.0000	30,022.00 FY2025 June Subscription
11	1182557 LiGO Subscription Annual: 1 Year - Paid Monthly <i>LSUB1M</i>	1771	ea	17.0000	30,107.00 FY2025 July Subscription
12	1182557 LiGO Subscription Annual: 1 Year - Paid Monthly <i>LSUB1M</i>	1776	ea	17.0000	30,192.00 FY2025 August Subscription
13	1182557 LiGO Subscription Annual: 1 Year - Paid Monthly <i>LSUB1M</i>	1781	ea	17.0000	30,277.00 FY2025 September Subscription
14	1182966 LiGO Access Maintenance <i>LAM-003</i>	1	ea	5,000.0000	5,000.00 FY2026: LiGO ACCESS - \$5000 Billed annually *No additional maintenance charges for LiGO outside the annual usage fee.
15	1182557 LiGO Subscription Annual: 1 Year - Paid Monthly <i>LSUB1M</i>	1796	ea	17.0000	30,532.00 FY2026 October Subscription
16	1182557 LiGO Subscription Annual: 1 Year - Paid Monthly <i>LSUB1M</i>	1811	ea	17.0000	30,787.00 FY2026 November Subscription
17	1182557 LiGO Subscription Annual: 1 Year - Paid Monthly <i>LSUB1M</i>	1826	ea	17.0000	31,042.00 FY2026 December Subscription
18	1182557 LiGO Subscription Annual: 1 Year - Paid Monthly <i>LSUB1M</i>	1841	ea	17.0000	31,297.00 FY2026 January Subscription
19	1182557 LiGO Subscription Annual: 1 Year - Paid Monthly <i>LSUB1M</i>	1856	ea	17.0000	31,552.00 FY2026 February Subscription

Continued

**PreCise MRM LLC.**

A subsidiary of FORCE America, Inc.
8633 Eagle Creek Pkwy
Savage, MN 55378
(888) 449-0357

Sales Quotation

QUOTE #: QT200-2000120-3
CUSTOMER: 680164
DATE: 10/1/2024
PAGE: 3 OF 3

	PRODUCT / DESCRIPTION	QTY	U/M	PRICE	EXTENSION
20	1182557 LiGO Subscription Annual: 1 Year - Paid Monthly LSUB1M FY2026 March Subscription	1871	ea	17.0000	31,807.00
21	1182557 LiGO Subscription Annual: 1 Year - Paid Monthly LSUB1M FY2026 April Subscription	1886	ea	17.0000	32,062.00
22	1182557 LiGO Subscription Annual: 1 Year - Paid Monthly LSUB1M FY2026 May Subscription	1901	ea	17.0000	32,317.00
23	1182557 LiGO Subscription Annual: 1 Year - Paid Monthly LSUB1M FY2026 June Subscription	1916	ea	17.0000	32,572.00
24	1182557 LiGO Subscription Annual: 1 Year - Paid Monthly LSUB1M FY2026 July Subscription	1934	ea	17.0000	32,878.00
25	1182557 LiGO Subscription Annual: 1 Year - Paid Monthly LSUB1M FY2026 August Subscription	1952	ea	17.0000	33,184.00
26	1182557 LiGO Subscription Annual: 1 Year - Paid Monthly LSUB1M FY2026 September Subscription	1970	ea	17.0000	33,490.00
***** Prices & Lead Times & Delivery Dates Are Based Upon Current Information And Are Subject to Change Unless Otherwise Noted, Prices Do Not Include Freight *****					
Accepted By: _____ Date: _____				MERCHANDISE TOTAL: \$751,234.00 MISC CHARGE: \$0.00 TAX: \$0.00 QUOTE TOTAL: \$751,234.00	

Questions about your order? Contact us by phone at 888-449-0357 or email us at

www.forceamerica.com

**PRECISE MRM LLC
TERMS AND CONDITIONS**

Acceptance: These Terms and Conditions shall govern all contracts for the sale of any goods to Buyer by PreCise MRM LLC and/or its subsidiaries and divisions (collectively "Seller"). These Terms and Conditions shall control over any conflicting terms and condition set forth in any request for quotation, purchase order, confirmation or other transaction document submitted to Seller by Buyer.

Delays in Delivery: Seller shall not be responsible for any delay in delivery of goods to Buyer due to fires, strikes, riots, Acts of God, government orders or restrictions, delays in transportation delays by suppliers or materials or parts, inability to obtain necessary labor or other causes beyond Seller's control. In the event of such delay, the delivery date shall be extended for a reasonable period of time.

Damage or Loss in Transit: All risk of loss shall pass to Buyer at the time of delivery of the goods. Deliver of the goods to any carrier shall constitute delivery of the goods to Buyer, regardless of which party retained or hired the carrier.

Warranties: Seller warrants that any goods sold by Seller to Buyer shall be free from defects in material and workmanship for a period of one (1) year from the date of delivery. THIS WARRANTY SHALL BE THE SOLE AND EXCLUSIVE WARRANTY MADE BY SELLER TO BUYER. SELLER HEREBY DISCLAIMS ANY IMPLIED WARRANTIES, INCLUDING, WITHOUT LIMITATION, ANY IMPLIED WARRANTIES OF MERCHANTABILITY OR FITNESS FOR A PARTICULAR PURPOSE.

Exclusive Remedy: If within the aforementioned one-year warranty period, any goods sold by Seller are proven by Buyer to be defective to Seller's reasonable satisfaction, then such defective goods shall be repaired or replaced, at Seller's sole option. THIS REMEDY SHALL BE THE SOLE AND EXCLUSIVE REMEDY AVAILABLE TO BUYER. BUYER SHALL NOT, UNDER ANY CIRCUMSTANCES, BE ENTITLED TO RECOVER ANY INCIDENTAL, CONSEQUENTIAL OR CONTINGENT DAMAGES, INCLUDING, WITHOUT LIMITATION, LOST PROFITS.

Payment: Buyer shall pay Seller's invoices within thirty (30) days of receipt. Buyer agrees to pay interest to Seller on any past-due amounts at the rate of 18% per year.

Security Interest: To secure payment of Seller's invoices, Buyer hereby grants Seller a security interest in all goods sold by Seller to Buyer. Buyer hereby authorizes Seller to file financing statements on behalf of Buyer to perfect Seller's security interest. In the event Buyer fails to timely pay Seller for any goods sold to Buyer, Seller may proceed, at its option, to utilize the remedies available to a secured party under Article 9 of the Uniform Commercial Code.

Freight Terms: All sales made by Seller to Buyer shall be F.O.B. Seller's Distribution Center.

Returned Goods: Goods may only be returned by Buyer with Seller's prior authorization and consent. Only unused goods in original containers of current design will be considered for return. Specially manufactured, custom or modified goods shall not be returnable. Buyer shall pay all transportation charges for any goods accepted for return by Seller. Buyer shall also pay a restocking charge equal to 15% of the original price of any goods accepted by Seller for return.

Taxes and Other Charges: Buyer shall be responsible for paying any taxes, duties, fees, or other charges imposed by any governmental entity based upon Buyer's purchase of any goods from Seller.

Legal Action: These Terms and Conditions and the terms of any contract for the sale of goods by Seller to Buyer shall be governed by and construed in accordance with Minnesota law. Any action relating to or arising out of any contract for the sale of goods by Seller to Buyer shall be venued in state or federal court in Minnesota. Buyer consents to the personal jurisdiction of Minnesota courts and waives any defense that venue in Minnesota is in any manner inconvenient. Buyer shall pay all attorney fees, costs and disbursements incurred by Seller in collecting any amounts due from Buyer, enforcing these Terms and Conditions and/or enforcing the terms of any contract for the sale of goods by Seller to Buyer. Any legal action by Buyer against Seller relating to or arising out of any contract for the sale of goods by Seller to Buyer shall be brought within one (1) year after the delivery of the goods or be forever barred.

Approved by the JEA Awards Committee

Date: 03/03/2022 Item# 8

Formal Bid and Award System

Award #8 March 3, 2022

Type of Award Request: PROPOSAL (RFP)

Request #: 93

Requestor Name: Bacmeister, Jennifer O.

Requestor Phone: (904) 665-4656

Project Title: Progressive Design-Build Services for the Commonwealth Service Center (CWSC) Renovation Project

Project Number: 8006793

Project Location: JEA

Funds: Capital

Budget Estimate: \$6,201,400.00 (Total Budget)

Scope of Work:

The purpose of this Request for Proposals (RFP) is to evaluate and select a vendor that can provide Progressive Design Build services for the Commonwealth Service Center (CWSC) renovation project (collectively, the "Work" or "Services"). The scope of work for this project includes architectural, engineering, and contractor services which will be competitively sourced as a single multidiscipline team through this solicitation process. The selected team will create a 10% drawing (floor plan), to be approved by all stakeholders. The 30%, 60%, 90% and 100% design documents will then be created, with stakeholder review at each phase. The required construction documents will be forwarded to Capital Planning for information and review.

Long Lead Items: Facilities will purchase long lead and expensive capital items to reduce the construction timeline, where such purchase is beneficial to JEA.

The scope of services includes, but is not necessarily limited to, the items listed below. The following items are considered basic to the RFP response:

1. Complete reformatting and upgrading of all occupied spaces, including offices, classrooms, conference rooms, maintenance and testing shops, open areas, break rooms and restrooms; includes finishes, furniture and fixtures.
 - The Admin area will be separate from the Service Area, Warehouse Area and Train Well (Loading Dock)
 - Adequate storage is to be provided for materials, equipment, and record-keeping
 - The former tax collector's office will become part of the JEA space
 - Restrooms must be sized to accommodate crew assignments, not average building occupancy
2. Upgrade of warehouse doors and storefront systems (including windows) to current wind-load standards.

JEA IFB/RFP/State/City/GSA#:

1410334650

Purchasing Agent:

Selders, Elaine L.

Is this a Ratification?:

NO

RECOMMENDED AWARDEE(S):

Name	Contact Name	Email	Address	Phone	Amount
THE HASKELL COMPANY	Ken Boeser	Kenneth.Boeser@haskell.com	111 Riverside Ave, Jacksonville, FL	(904) 357-4250	\$527,961.00

Amount for entire term of Contract/PO: \$527,961.00

Award Amount for remainder of this FY: \$159,300.00

Length of Contract/PO Term: Project Completion

Begin Date (mm/dd/yyyy): 04/01/2022

End Date (mm/dd/yyyy): Project Completion (Phase 1 Design Expected: October 2023)

JSEB Requirement: Five Percent (5%) Evaluation Criteria

Comments on JSEB Requirements:

Baker Consulting & Engineering, LLC – Structural Engineering – 5%

PROPOSERS:

Name	Amount	Rank
THE HASKELL COMPANY	\$527,961.00	1
AULD & WHITE CONSTRUCTORS, LLC	N/A	2
FORESIGHT CONSTRUCTION GROUP, INC.	N/A	3
MARAND BUILDERS, INC.	N/A	4

Background/Recommendations:

Advertised on 06/07/2021. Fifteen (15) prime companies attended the mandatory pre-proposal meeting held on 06/17/2021. At proposal opening on 07/07/2021, JEA received four (4) Proposals. The public evaluation meeting was held on 09/24/2021 and JEA deemed The Haskell Company the most qualified to perform the work. A copy of the evaluation results and negotiated Phase 1 fees are attached as backup.

Negotiations with The Haskell Company were successfully completed for Phase 1 of this project. This project will be delivered using the progressive design-build method, splitting the effort into two (2) phases. Phase 1 includes engineering design up to sixty percent (60%), support services and pre-construction services, which is approximately nine percent (9%) of the estimated project cost. The Phase 1 negotiated fees proposed were compared with similar facilities design projects and have been deemed reasonable. After Phase 1, a Guaranteed Maximum Price (GMP) will be established, with an option of an “off ramp” if construction pricing is not acceptable. Upon acceptance of the GMP and subsequent approval of the Awards Committee, Phase 2 will commence. Phase 2 will include the final design, services during construction (SDC) and construction costs.

1410334650 – Request approval to award a contract to The Haskell Company for the Progressive Design-Build Services for the Commonwealth Service Center (CWSC) Renovation Project in the amount of \$527,961.00, subject to the availability of lawfully appropriated funds.

Manager: Crane, Christopher T. - Manager, Facilities Operations

Director: Brunell, Baley L. - Director, Facilities & Fleet Services
VP: McElroy, Alan D. - VP Supply Chain & Operations Support

APPROVALS:

Stephen D. J. 3/03/22

Chairman, Awards Committee Date

Laure A Whitmer 3/3/22

Budget Representative Date

**Specification: 1410334650 - Progressive Design-Build Services for the Commonwealth Service Center (CWSC)
Renovation Project**

Vendor Rankings	M. Poteet	J. Bacmeister	T. Skinner	B. Brunell	T. Wiertsema	Σ Rank	Rank
Auld & White	3	1	2	2	1	9	2
Foresight	2	2	3	3	3	13	3
Haskell	1	3	1	1	2	8	1
Marand	4	4	4	4	4	20	4

M. Poteet	Professional Staff Experience (25 Points)	Design Approach and Work Plan (40 Points)	Company Experience (30 Points)	JSEB (5 Points)	Total	Rank
Auld & White	18.89	32	27	4	81.89	3
Foresight	21.67	34.00	25.00	4	84.67	2
Haskell	18.56	37.00	27.00	4	86.56	1
Marand	16.00	22.00	5.00	0	43	4

J. Bacmeister	Professional Staff Experience (25 Points)	Design Approach and Work Plan (40 Points)	Company Experience (30 Points)	JSEB (5 Points)	Total	Rank
Auld & White	21.22	35	28	4	88.22	1
Foresight	22.11	29.00	28.00	4	83.11	2
Haskell	20.22	35.00	20.00	4	79.22	3
Marand	19.33	33.00	20.00	0	72.33	4

T. Skinner	Professional Staff Experience (25 Points)	Design Approach and Work Plan (40 Points)	Company Experience (30 Points)	JSEB (5 Points)	Total	Rank
Auld & White	17.89	26	26	4	73.89	2
Foresight	19.22	21.00	20.00	4	64.22	3
Haskell	18.33	29.00	24.00	4	75.33	1
Marand	15.11	13.00	16.00	0	44.11	4

B. Brunell	Professional Staff Experience (25 Points)	Design Approach and Work Plan (40 Points)	Company Experience (30 Points)	JSEB (5 Points)	Total	Rank
Auld & White	17.89	30	21	4	72.89	2
Foresight	21.00	26.00	19.00	4	70	3
Haskell	20.89	27.00	26.00	4	77.89	1
Marand	17.00	24.00	19.00	0	60	4

T. Wiertsema	Professional Staff Experience (25 Points)	Design Approach and Work Plan (40 Points)	Company Experience (30 Points)	JSEB (5 Points)	Total	Rank
Auld & White	18.72	31	26	4	79.72	1
Foresight	15.06	22	21.00	4	62.06	3
Haskell	16.78	32	22.00	4	74.78	2
Marand	14.28	17	20.00	0	51.28	4


HASKELL
 America's Design-Build Leader®

November 12, 2021

**JEA - CWSC RENOVATIONS
 PHASE I SERVICES
 FEE PROPOSAL**

PROJECT NAME:	JEA CWSC Renovations	PROJECT #:	4400606
DESCRIPTION:	Phase I Fee Proposal	PROJECT DIRECTOR:	John Albro
LOCATION:	JACKSONVILLE, FLORIDA	SNR DESIGN MANAGER:	Bet Lentz
		PRECONSTRUCTION MNC	Brent McMaster

DIRECT COSTS		TOTALS
<u>PRECONSTRUCTION SERVICES - THE HASKELL COMPANY</u>		
PRECONSTRUCTION		\$183,929
PRECONSTRUCTION SUBTOTAL		\$183,929
<u>ARCHITECTURAL/ENGINEERING SERVICES</u>		
DESIGN SERVICES - HASKELL A/E		\$232,520
VDC - LASER SCANNING		\$9,000
DESIGN SERVICES SUBTOTAL		\$241,520
<u>ALLOWANCES</u>		
STRUCTURAL REVIEW - HASKELL A/E		\$28,000
CIVIL REVIEW - HASKEL A/E (40HRS @ \$137/HR)		\$5,480
PRECONSTRUCTION VALUE ENGINEERING/ALTERNATE PRICING		\$12,540
SENIOR ESTIMATE (80HRS @ \$130/HR)		
PRECONSTRUCTION MANAGER (20HRS @ \$107/HR)		
ALLOWANCES SUBTOTAL		\$46,020
TOTAL DIRECT COSTS		\$471,469
PROFESSIONAL LIABILIT	1.20%	\$6,336
DESIGN-BUILD FEE	6.50%	\$34,317.45
CONTINGENCY	3%	\$15,839
TOTAL		\$527,961

Notes:

- 1) Pricing based on lump sum Phase I Services engagement agreement.
- 2) Fee proposal based on estimated hours as qualified herein. Please reference Scope of Services for further clarification.
- 3) Preconstruction services proposal based on estimate deliverables at 30% and 60% as further described in the attached Scope of Services.
- 4) Design services proposal based on design deliverables at 10%, 30%, and 60% as defined herein.

10%					
Role	Budget		Actual Hours		Delta
	Hours	Rate	Hours	Rate	
Project Director	228	\$ 157.00	165	\$ 161.67	\$ (9,121.00)
Design Management	96	\$ 178.00	117	\$ 193.97	\$ 5,606.00
Architectural	112	\$ 117.00	574.5	\$ 120.30	\$ 56,010.06
Civil Eng	40	\$ 137.00			\$ (5,480.00)
Electrical	43	\$ 127.00	276	\$ 130.30	\$ 30,503.00
Mechanical	20	\$ 142.00	67.5	\$ 107.16	\$ 4,393.00
Plumbing	20	\$ 142.00	78	\$ 94.51	\$ 4,532.00
QA	16	\$ 175.00	12	\$ 169.92	\$ (761.00)
INTD	40	\$ 88.00	175.25	\$ 119.98	\$ 17,506.00
Admin Asst	12	\$ 85.00	1.5	\$ 47.97	\$ (948.05)
10% SubTotals					\$ 102,240.01
30% / 60%					
Role	Budget		Actual Hours		Delta
	Hours	Rate	Hours	Rate	
Project Director	84	\$ 157.00	50	\$ 175.00	\$ (4,438.00)
Design Management	96	\$ 178.00	33	\$ 227.00	\$ (9,597.00)
Architectural	216	\$ 117.00	157	\$ 133.96	\$ (4,240.28)
Civil Eng	0	\$ 137.00	0	\$ -	\$ -
Electrical	82	\$ 127.00	81	\$ 136.92	\$ 676.52
Mechanical	40	\$ 142.00	81	\$ 153.27	\$ 6,734.87
Plumbing	40	\$ 142.00	40	\$ 132.19	\$ (392.40)
QA	16	\$ 175.00	0	\$ -	\$ (2,800.00)
INTD	104	\$ 88.00	110	\$ 117.69	\$ 3,793.90
Admin Asst	16	\$ 85.00	0	\$ 85.00	\$ (1,360.00)
Preconstruction Director	24	\$ 157.00	24	\$ 166.56	\$ 229.47
Senior Estimator	276	\$ 130.00	250	\$ 137.92	\$ (1,400.75)
Staff Estimators	144	\$ 83.00	144	\$ 88.05	\$ 727.88
Preconstruction Specialist	48	\$ 83.00	48	\$ 88.05	\$ 242.63
Business Diversity Coordinator	38	\$ 66.00	38	\$ 70.02	\$ 152.74
Preconstruction Manager	120	\$ 107.00	120	\$ 113.52	\$ 781.96
Senior Project Manager	60	\$ 136.00	60	\$ 144.28	\$ 496.94
Project Manager	60	\$ 107.00	60	\$ 113.52	\$ 390.98
Scheduler	70	\$ 76.00	70	\$ 80.63	\$ 323.99
Administrative Asst	48	\$ 49.00	48	\$ 51.98	\$ 143.24
Director of Safety	8	\$ 157.00	8	\$ 166.56	\$ 43.31
30% / 60% SubTotals					\$ (9,490.01)
Project SubTotals					\$ 92,750.00
Liability Insurance	1.25%				\$ 1,250.00
OH & Profit	6.00%				\$ 6,000.00
Project Total					\$ 100,000.00