

Welcome to the

Awards Meeting

July 11, 2024, 10:00 AM EST

You have been joined to the meeting with your **audio muted** by default.

At the designated public comment time we will provide opportunity for you to unmute to speak.

During the meeting, public comments received via e-mail regarding any matter on the agenda for consideration will be read out. Per the Public Notice Agenda posted on JEA.com, public comments by e-mail must be received no later than 9:00 a.m. on the day of the meeting to be read during the public comment portion of the meeting.

Please contact **Aileen Cruz** by telephone at **(904) 776-1911** or by email at **cruza@jea.com** if you experience any technical difficulties during the meeting.

<div> <div>JEA Awards Agenda</div> <div>July 11, 2024</div> <div>225 North Pearl St., Jacksonville, FL 32202 - Hydrangea Room 1st Floor</div> <div> Teams Meeting Info </div> </div>											
Consent Agenda											
The Chief Procurement Officer offers the following items for the JEA Awards Consent Agenda. Any item may be moved from the Consent Agenda to the Regular Agenda by a committee member asking that the item be considered separately. All items on the Consent agenda have been approved by OGC, Budget and the Business Unit Vice President and Chief. The posting of this agenda serves as an official notice of JEA's intended decision for all recommended actions for Formal Purchases as defined by Section 3-101 of the JEA Procurement Code . Please refer to JEA's Procurement Code, if you wish to protest any of these items.											
Award #	Type of Award	Solicitation # & Short Description/Title	VP	Awardee	Funding Source	Award Amount	Original Award Amount	New Not-to-Exceed	Amendments	Term (Projected) Start Date - End Date	JSEB Participation (Y/N) If Y, then list company name(s) (% , \$ - awarded)
1	Minutes	Minutes from 06/07/2024 Meeting	N/A	N/A	N/A	N/A	N/A	N/A	N/A	N/A	N/A
2	Rescind	1411701646 Sewage Pump Station Wet Well & Process Tank Cleaning & Hauling Services - Class I II III IV	Vu	N/A	O&M	N/A	N/A	N/A	N/A	N/A	N
	Moved to Regular Agenda as item #1										
3	Contract Increase	069-19 - UG Distribution Construction & Maintenance Services	Wheeler	Heart Utilities of Jacksonville Inc.	Capital	\$3,535,000.00	\$20,974,734.30	\$31,910,845.26			
	Last Award Approval: 05/11/2021 For additional information contact: Jason Behr The scope of work includes construction and maintenance of distribution facilities of pre-cast and cast-in-place reinforced manholes, reinforced concrete duct banks and open trench or directional drilled conduit. The work also includes the installation and removal of primary and secondary cables, streetlights, and street light cables associated with an underground electrical distribution system. Work will also include projects that will restore electricity and increase system reliability. An immediate response in emergencies and hurricanes is required. This contract increase will provide funding through the end of the original contract term of 10/30/2024. Original award amounts and last contract increase were awarded to budgets for projects that were identified at the time of award. This increase is for new projects that have been identified for FY24. There is not a rate increase associated with this increase, current rates will remain in effect.								05/11/2023 - \$7,401,110.96	Five (5) Years w/Two (2) - 1 Yr. Renewals Start: 10/31/2019 End: 10/30/2024 2 Renewals Remaining	N
4	Request for Proposal	1411499846 - Design Services for Northwest Water Reclamation Facility	Melendez	Hazen and Sawyer	Capital	\$2,422,299.00	N/A	\$2,422,299.00			
	Moved to Regular Agenda as item #2								N/A	Project Completion Start: 12/04/2024 End: 08/04/2026 (Estimated)	Yes Four Waters Engineering, Inc (Civil) - \$69,685.00 Smith Surveying, LLC (Survey/SUE) - \$99,150.00 Alpha Envirotech Consulting, Inc (Environmental) - \$7,500.00
5	Contract Increase	1410617246 (RFP) Substation Packaging Services	Melendez	Substation Enterprises, Inc. Dis-Tran Steel, LLC	Capital	Substation Enterprises, Inc. - \$2,430,243.66 Dis-Tran Steel, LLC - \$3,814,750.09	Substation Enterprises, Inc. - \$536,100.00 Dis-Tran Steel, LLC - \$1,250,900.00	Substation Enterprises, Inc. - \$3,019,953.66 Dis-Tran Steel, LLC - \$5,065,650.09			
	Originally Awarded: 12/08/2022 For additional information contact: Jason Behr This solicitation is to select substation material packaging company(s) that will be contracted to provide structures, materials and other engineered equipment for JEA substation projects and/or small transmission projects that are incidental to substation projects. The company(s) shall perform and provide all design, detailing, documentation, procurement, manufacturing, scheduling, equipment selection, materials, project management and associated services for a turn-key, ready-to-install substation package of structures and materials to allow JEA to construct improvements to the JEA electric system. This contract increase is to the cover the combination of current commitments as well as future project estimates. The original award amount was determined by a list of current approved project budgets at the time of award. Original award noted that JEA would preliminarily fund the contract and would return to Awards Committee to add funds to the contracts to fund work as projects are released and scopes of work are determined. This increase will cover the newly identified projects for FY24 and FY25. There is not a rate increase associated with this increase, current rates will remain in effect.								Substation Enterprises, Inc. - 11/28/2023 - \$53,610 Dis-Tran Steel, LLC - N/A	Three (3) Years w/ Two (2) - 1 Yr. Renewals Start Date: 12/30/2022 End Date: 12/29/2025	N
6	Change Order	007-21 Engineering Services for the Monterey Wastewater Treatment Facility (WWTF) Improvements Project	Melendez	Constantine Engineering, LLC	Capital	\$645,064.77	\$1,011,570.29	\$2,461,568.80			
	Moved to Regular Agenda as item #3								11/03/2022 - \$230,446.74 11/09/2023 - \$574,487.00	Project Completion Start: 02/04/2021 End: 10/28/2029 (Estimated)	Four Waters Engineering (Civil) - \$6,000.00

7	Renewal	Limestone Crushing Services	Erixton	Norton Irrigation, Inc.	O&M	\$223,704.00	\$1,062,000.00	\$1,285,704.00	N/A	One (1) year, Two (2) 1 Yr Renewals	N/A
	Last Award Approval: 06/11/2023 JEA Fuels has sourced unsized limestone > 3" in diameter due to sourcing availability of sized limestone. This limestone is too large for JEA systems to handle and must be crushed to a manageable size. This practice began in mid 2023 and JEA resolved this issue by purchasing crushing (sizing) equipment, which one of two units have come online and the second unit is unexpected to come online later this month. Additionally, JEA contracted for turnkey crushing operation to provide labor and machinery necessary to meet the JEA sizing requirements a maximum of 3/4". As JEA prepared to bring in-house crushing capability online, JEA built what was then adequate inventory of crushed rock. However, JEA has recently brought on NGS Unit 1 online which is driving higher consumption of crushed limestone then existing stores and production can yield. Because of this, JEA has been slowly consuming its existing stores of crushed and has requested the turnkey crushing supplier to augment JEA capabilities. JEA will utilize the remaining NTE value to cover a portion of this purchase (\$63,736.00), but will need additional funds (\$223,704.00) to cover the anticipated amount to complete (\$287,500.00); this additional portion is the proposed award amount and will be a ratification. The ratification was driven due to timing in getting the supplier on-site and begin crushing to maintain an acceptable inventory level of crushed stone and avoid potential NGS unit shutdowns due to lack of the stone.										
8	Miscellaneous	1410805246 Mandarin Water Reclaim Facility Sludge Holding Tanks Rehab	Melendez	Ferreira Construction Southern Division	Capital	\$2,798,415.75	N/A	\$2,798,415.75	N/A	Project Completion Start: 07/30/2024 End: 06/30/2025 (Estimated)	N
	For additional information contact Marline McDonald The scope of work for this contract includes repairing two existing sludge holding tanks, temporary bypass piping, and the relocation of existing pumps to utilize a temporary ground storage tank. This project was originally awarded to Williams Industrial Services, LLC on 10/13/2022 in the amount of \$2,861,995.23. Williams notified JEA on 07/20/2023 that it was stopping work on all JEA projects. Williams Industrial subsequently declared bankruptcy. Prior to the notice given to JEA, Williams had been paid \$282,984.33 for the project. JEA terminated the Williams Industrial contract and contacted the surety. Per the terms of bond, the surety has paid JEA \$357,404.84 which represents the difference between the remaining contract balance with Williams Industrial and the Ferreira Construction quote. Per section 3-104 of the Procurement Code, JEA is directly awarding the remaining scope of work of the terminated Williams Industrial contract to Ferreira Construction. JEA reviewed the project with Ferreira Construction and deemed the quote reasonable compared to other projects.										
9	Joint Project	JP - COJ - Old Middleburg RD - 103RD ST to Country Mill LN PH1- Relocate - WM	Melendez	J.B. Coxwell Contracting, Inc.	Capital	\$494,384.00	N/A	\$494,384.00	N/A	Project Completion Start: 08/31/2024 End: 10/31/2025 (Estimated)	N
	Three (3) Bids Received (City of Jacksonville) For additional information contact: David King The City of Jacksonville (COJ) is proposing to widen Old Middleburg Road from 103rd Street to Country Mill Lane (Phase I) from the current 2 travel lanes to 4 travel lanes. Additional roadway improvements include new bike lanes; storm sewer system upgrades and new sidewalks. JEA’s existing 16” & 8” water mains and associated services are in conflict throughout the COJ project limits. In an effort to reduce JEA relocation construction costs and limit adverse impacts to JEA’s rate payers, JEA will relocate its facilities out of conflict, concurrently with the COJ roadway construction as a Joint Project. COJ bid out their project which included JEA's portion of the work. JB Coxwell, Inc. was the low bidder overall, as well as the low bidder for the JEA portion of the work. Other bidders were United Brothers Development Corp. (\$618,380.00) and Besch and Smith Civil Group (\$763,064.04). The bid was reviewed by JEA staff and deemed reasonable when compared to other projects.										
10	Invitation for Bid (IFB)	1411667446 (IFB) Normandy Substation New Control House Construction	Melendez	National Electrical Engineering Consultants LLC	Capital	\$3,291,942.48	N/A	\$3,291,942.48	N/A	Start Date: 08/01/2024 End Date: 06/02/2025	Y, Garmon Trucking, 3%, \$78,000
	Advertised: 04/05/2024 Opened: 05/07/2024 Four (4) Bids Received For additional information contact: Jason Behr The purpose of this Invitation for Bid (IFB) is to select a vendor to construct a new control house within Normandy substation that is 20 feet longer than the recently constructed Nocatee control house. All control house accessories such as cable tray, electric panels, etc. are to be included. Vendor will relocate 29 relay panels from the old control house and install in the new control house. They will extend the cable trench and access road pavement. Lastly, they will extend the ground grid around the new control house and add lighting protection for the new control house. JEA received four (4) bids for this project. All respondents were qualified on the Responsible Bidder's List as indicated in the Minimum Qualifications for this solicitation. The lowest bidder was approximately 600k lower than the next lowest bidder. The bids received were significantly higher than the original budget estimate of approximately 2M. The scope of work for this solicitation included additional scope not included in the original budget estimate. The new scope includes cost for grounding after the scope was changed from modifying existing grid to wholesale replacement. Other costs increases were seen with contractor administration and mobilization. All cost categories were also affected by material and labor inflation and market force variation since the last cost opinion. After review of similar recently awarded projects, the award amount is deemed reasonable.										
Consent Agenda Action											
Committee Members in Attendance	Names	Ted Phillips, David Emanuel, Raynetta Marshall									
Motion by:	Raynetta Marshall										
Second By:	David Emanuel										
Committee Decision	Items 2, 4 and 6 were moved to the Regular Agenda, Item 5 was deferred, Items 1,3, and 7-10 were approved.										


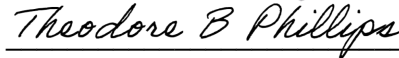


Regular Agenda											
Award #	Type of Award	Solicitation # & Short Description/Title	VP	Awardee	Award Amount	Original Award Amount	New Not-to-Exceed	Amendments	Term	JSEB Participation (Y/N) If Y, then list company name(s) (% , \$ - awarded)	Action
1	Rescind	1411701646 Sewage Pump Station Wet Well & Process Tank Cleaning & Hauling Services - Class I II III IV	Vu	N/A	N/A	N/A	N/A	N/A	N/A	N	Motion by: David Emanuel Second by: Raynetta Marshall Committee Decision: Approved
	For additional information contact: Darriel Brown The scope of work for this project includes providing industrial services to remove & dispose of sand, grit, grease, and other entrained debris from various class I, II, III influent pump station wet wells and floating and solidified fats, oils, grease (FOG), grit and other entrained debris from various Process Tanks at Water Reclamation Facilities and Class IV Lift Stations at the lowest cost to JEA. On bid opening on 6/4/2024, JEA received no bids. JEA extended the bid due date by a week and replied to additional vendor questions. Three (3) bids were received on the new bid due date of 6/11/2024. Upon review, it was noted that bids had a wide variation in pricing; either unreasonably high or low, compared to prevailing market rates. Upon inquiring with bidders to seek clarification, JEA determined vendors were not clear on the expectations for this solicitation, and did not seek additional information from JEA during the advertising period. JEA determined it best to rebid this service as an Invitation to Negotiate (ITN) to allow for vendor clarification as needed during the evaluation and negotiation phases of the ITN. This request is to rescind with the intent to re-bid in the future. All pricing will be held confidential for 12 months, or if earlier, such time as JEA provides notice of an intended decision concerning the re-issued ITN, or until JEA withdraws the re-issued ITN.										
	Discussion/ Action: Reason for rescinding the award, with the intention of readvertising the bid as an intent to negotiate. Discussion/ Action Participants: Ted Phillips, Joe Perez, Raynetta Marshall										
2	Request for Proposal	1411499846 - Design Services for Northwest Water Reclamation Facility	Melendez	Hazen and Sawyer	\$2,422,299.00	N/A	\$2,422,299.00	N/A	Project Completion Start: 12/04/2024 End: 08/04/2026 (Estimated)	Yes Four Waters Engineering, Inc (Civil) - \$69,685.00 Smith Surveying, LLC (Survey/SUE) - \$99,150.00 Alpha Envirotech Consulting, Inc (Environmental) - \$7,500.00	Motion by: Ted Phillips Second by: David Emanuel Committee Decision: Deferred
	Advertised: 12/07/2023 Opened: 02/13/2024 Three (3) Proposals Received For additional information contact: Marline McDonald The scope of work for this contract includes design services, permitting, bid, and post design engineering services for the construction of a new Water Reclamation Facility at the Northwest Water Reclamation Facility site. The services include, but are not limited to: influent screening, oxidation ditches, secondary clarifiers, cloth disk filters, UV system, plant drain (sewer) pump stations, digester, reject storage, biosolids management, chemical system, I&C, electrical building, generator, fuel tank and yard piping. Hazen and Sawyer was evaluated as the most qualified firm for this project. Negotiations for Phase 1 of the project have been completed. Phase 1 consists of preliminary recommendations for short and long term implementation and basis of technical memoranda documents. Phase 2 will be the detailed design and Phase 3 will be post-design services. Once Phase 1 is completed, an amendment request will be brought back before the Awards Committee for approval of Phase 2. The internal estimate for all three phases of the engineering work is \$13,526,900.00. The hourly rates used in the pricing proposal are, on average, 3.3% above the last Hazen and Sawyer contract approved in 2020 and deemed reasonable. The overall scope and fee were reviewed by project staff and deemed reasonable compared to past projects.										
	Discussion/ Action: Item is being deferred so that it may be presented to Capital Projects for awareness in August's Meeting before the Awards Committee voting on this item. Discussion/ Action Participants: Ted Phillips, Raynetta Marshall										
3	Change Order	007-21 Engineering Services for the Monterey Wastewater Treatment Facility (WWTF) Improvements Project	Melendez	Constantine Engineering, LLC	\$645,064.77	\$1,011,570.29	\$2,461,568.80	11/03/2022 - \$230,446.74 11/09/2023 - \$574,487.00	Project Completion Start: 02/04/2021 End: 10/28/2029 (Estimated)	Four Waters Engineering (Civil) - \$6,000.00	Motion by: Raynetta Marshall Second by: David Emanuel Committee Decision: Approved
	Last awarded: 11/03/2022 For additional information contact: Marline McDonald The scope of work for this contract includes the design of the rehabilitation of the Monterey WWTF projects. These projects include an influent screening/pump station, sequence batch reactor No. 4 conversion to an aerobic sludge digester, sludge holding, dewatering and truck loading, effluent pump station, effluent equalization tank, an electrical and storage building, emergency electrical generator/fuel tank, an abandoned odor control system and operation building and site improvements. JEA has extended out the timeline for this project for budgetary reasons. JEA requested the engineer provided an updated services during construction (SDC) schedule for this reason. This change order request nullifies the SDC scope of work authorized under amendment number two of the contract authorized by the Awards Committee on 11/09/2023 in the amount of \$574,487.00. No work has been completed under amendment number two, and those funds will be used to partially fund this change order. This amendment request scope of work includes evaluating the phasing of the project to accommodate future cash flows, identifying revisions to construction documents to be re-priced by the construction contractor due to JEA's phasing evaluation, provide SDC, and provide landscape architecture, irrigation and other civil services necessary to respond to City permit comments. The hourly rates used to determine the fee for these services has been increased by CPI. The total fee for this amendment is \$1,219,551.77. The unused total for amendment number two is \$574,487.00 resulting in a net contract increase of \$645,064.77. The fee has been reviewed by JEA staff and deemed reasonable compared to past projects.										
	Discussion/ Action: Discussed the reason for the award increase was due to the timeline being extended and to cover the timeline over a few fiscal years. They also attached a new scope of services showing the timeline revision and icrease. Discussion/ Action Participants: Ted Phillips, Daniel Kruck										

Consent and Regular Agenda Signatures		
Budget	Name/Title	<u>Stephanie M. Nealy</u>
Awards Chairman	Name/Title	<u>Theodore B. Phillips</u> CFO
Procurement	Name/Title	<u>JJ McMan</u>
Legal	Name/Title	<u>Rebecca Lavis</u>

JEA Awards Agenda June 27, 2024 225 North Pearl St., Jacksonville, FL 32202 - Hydrangea Room 1st Floor Teams Meeting Info											
Consent Agenda											
The Chief Procurement Officer offers the following items for the JEA Awards Consent Agenda. Any item may be moved from the Consent Agenda to the Regular Agenda by a committee member asking that the item be considered separately. All items on the Consent agenda have been approved by OGC, Budget and the Business Unit Vice President and Chief. The posting of this agenda serves as an official notice of JEA's intended decision for all recommended actions for Formal Purchases as defined by Section 3-101 of the JEA Procurement Code . Please refer to JEA's Procurement Code, if you wish to protest any of these items.											
Award #	Type of Award	Solicitation # & Short Description/Title	VP	Awardee	Funding Source	Award Amount	Original Award Amount	New Not-to-Exceed	Amendments	Term (Projected) Start Date - End Date	JSEB Participation (Y/N) If Y, then list company name(s) (% , \$ - awarded)
1	Minutes	Minutes from 06/20/2024 Meeting	N/A	N/A	N/A	N/A	N/A	N/A	N/A	N/A	N/A
2	Request for Proposal	1411453446 Integrated Program Management and Execution for the Small Diameter Pipe Replacement Program	Vu	England-Thims & Miller, Inc.	Capital	\$35,420,000.00	\$35,420,000.00	\$35,420,000.00	N/A	Five (5) Years w/Two (2) Optional 1 Yr Renewals Start: 07/01/2024 End: 06/30/2029	Five Percent (5%) Evaluation Criteria
	Deferred										Four Waters Engineering (Design) 2% (\$708,400) CSI-Geo (Geotechnical) 0.25% (\$88,550) Meskel & Associates (Geotechnical) 0.25% (\$88,550) Construction Engineering & Consultants (CEI Services) 1.25% (\$442,750) VIA Consulting Services (CEI Services) 1.25% (\$442,750)

3	GSA Contract/Piggyback	Splunk Storage Montioring Cloud Subscription	Datz	CDW-Government, LLC	O&M	\$1,607,396.90	N/A	\$1,607,396.90	N/A	Two (2) Years and three and a half month w/one (1) Optional 1 Yr Renewal Start: 06/30/2024 End: 10/15/2026	N
	<p>Piggyback Contract: GSA Schedule No: 47QSWA18D008F For additional information contact: Angel Iosua</p> <p>This request for award proposes that JEA use the GSA authorized Splunk reseller CDW to facilitate a two (2) year and three and a half month purchase for the Splunk Cloud and Splunk Enterprise Suite of products which comprises JEA's standard Security Information and Event Management (SIEM) solution, SECaaS (Security as a Service), and the generic role as a single-repository, information correlation engine with ML/AI (Machine Language/ Artificial Intelligence) capability for all enterprise systems. JEA's Splunk solution supports a variety of use cases including threat detection, compliance (CIP and others), real-time telemetry and event analysis including cyber incident investigation.</p> <p>JEA's Splunk platform has been in the development and build in stages since approximately FY21, and started primarily to serve as the new log correlation engine to replace the current solutions which were approaching end of life. This solution was widely expanded architecturally during FY22/23 to facilitate the overall replacement of additional systems to align with current information security and compliance requirements in addition to increased cyber-attacks and the required identification of potential system vulnerabilities. The most noteworthy and impactful expansion resulted in holistic replacement of the existing SIEM solution with Splunk ES (Enterprise Security). Due to the recent expansion, JEA has increased the usage from ingesting 50GB licenses to 100GB licenses, which have caused the upgrade to products that can sustain growth throughout the organization. To ensure that our costs remain flat and within budget guidelines, this request is to award a new contract for the next two fiscal years (FY25 & FY26) with a co-term (06/2024 through 10/2024) to align the contract term dates and the end of JEA's fiscal year. The co-term for this contract is to have all the items on one renewal end date eliminating the need for one (1) year contracts which would be significantly higher in price and not within reasonable budget tolerances. The increase from the official term and pricing were caused by the growth within JEA which caused a cost model shift.</p> <p>This request for SPLUNK hot storage/monitoring cloud subscription is for \$1,607,396.90. Due to the sensitive nature of the product solution architecture and configuration, JEA's procurement of the Splunk Product Suite has utilized the overarching GSA contracts to facilitate procurement. CDW's pricing has been heavily negotiated with Splunk, Inc. and will remain the same for FY24, FY25 and FY26. CDW has been deemed fair and reasonable and is 85% lower than the GSA published price shown and attached as backup.</p>										
4	Joint Project	Nassau County - William Burgess Extension	Melendez	Petticoat-Schmitt Civil Contractors, Inc.	Capital	\$3,227,206.67	N/A	\$3,227,206.67	N/A	Project Completion Start: 09/03/2024 End: 01/30/2026 (Estimated)	N/A
	<p>Three (3) Bids Received (Nassau County) For additional information contact: Marline McDonald</p> <p>Nassau County is proposing to extend William Burgess Blvd from US 17 to Miner Road. The roadway will be a multi-travel lane urban roadway section with curb and gutter with sidewalk along one side. As part of a Joint Project with Nassau County, it is proposed to install a total of 10,400 feet of 16-inch water main along this new roadway (9,100 feet along William Burgess and 1,300 feet along Miner Rd). Currently a single water main connection exists between the West Nassau WTP and the Nassau service area east of US 17. The contractor will also install 3,867 feet 16-inch force main, and 264 feet of 16-inch reclaim main long same corridor. Upon completion, the watermain will provide redundancy to the Nassau Water Grid and provide capacity for future growth.</p> <p>Nassau County bid out the project which included JEA's portion of the work. The low bid is below the JEA estimate and was reviewed by JEA staff and deemed reasonable when compared to other projects.</p>										
5	Joint Project	Nassau County - William Burgess Extension	Melendez	England-Thims & Miller, Inc.	Capital	\$331,900.50	N/A	\$331,900.50	N/A	Project Completion Start: 09/03/2024 End: 01/30/2026 (Estimated)	N/A
	<p>Five (5) Proposals Received (Nassau County) For additional information contact: Marline McDonald</p> <p>Nassau County is proposing to extend William Burgess Blvd from US 17 to Miner Road. The roadway will be a multi-travel lane urban roadway section with curb and gutter with sidewalk along one side. As part of a Joint Project with Nassau County, it is proposed to install a total of 10,400 feet of 16-inch water main along this new roadway (9,100 feet along William Burgess and 1,300 feet along Miner Rd). Currently a single water main connection exists between the West Nassau WTP and the Nassau service area east of US 17. Upon completion, the watermain will provide redundancy to the Nassau Water Grid and provide capacity for future growth.</p> <p>As support of the project, JEA will be utilizing the same construction, engineering and inspection (CEI) firm for the contract administration as Nassau County. JEA's portion of the CEI work was included with the Nassau County request for proposals for CEI services. The negotiated hourly rates are deemed reasonable compared to other current projects and the total CEI price is under the JEA estimate for these services.</p>										

6	Joint Project	Nassau County - Chester Rd- David Hallman to Pages Dairy Rd	Melendez	Reeves Construction Company	Capital	\$3,409,065.06	N/A	\$3,409,065.06	N/A	Project Completion Start: 09/17/2024 End: 01/31/2026 (Estimated)	N/A
	One (1) Bid Received (Nassau County) For additional information contact: David King										
	Nassau County is proposing to widen and upgrade Chester Rd from David Hallman Pkwy to Pages Dairy Rd. The improvements will include road widening, an urban curb and gutter section, signalization, street lighting, drainage, and other incidentals. As part of a Joint Project with Nassau County, it is proposed to install a total of 2180 feet of 16-inch reuse main along Chester Rd (1,850 feet of16" PVC open cut and 330 feet of 16" jack and bore with 30" Casing). Approximately 1,859 feet of 16" PVC force main open cut and 332 feet of 16" PVC Force main jack and bore with 30" Casing. Due to roadway widening and new drainage alignment, approximately 560 feet of JEA's existing 16" water main and 106 feet of existing 6" water main will conflict with the proposed improvements. These conflicts are throughout the project limits.										
	Nassau County bid out the project which included JEA's portion of the work. The bid is below the JEA estimate and was reviewed by JEA staff and deemed reasonable when compared to other projects.										
7	Joint Project	Nassau County - Chester Rd- David Hallman to Pages Dairy Rd	Melendez	CSI-Geo, Inc.	Capital	\$312,772.89	N/A	\$312,772.89	N/A	Project Completion Start: 09/17/2024 End: 01/31/2026 (Estimated)	Y CSI Geo, Inc. - 100% JSEB Certified (\$312,772.89)
	Four (4) Proposals Received (Nassau County) For additional information contact: David King										
	Nassau County is proposing to widen and upgrade Chester Rd from David Hallman Pkwy to Pages Dairy Rd. The improvements will include road widening, an urban curb and gutter section, signalization, street lighting, drainage, and other incidentals. As part of a Joint Project with Nassau County, it is proposed to install a total of 2180 feet of 16-inch reuse main along Chester Rd (1,850 feet of16" PVC open cut and 330 feet of 16" jack and bore with 30" Casing). Approximately 1,859 feet of 16" PVC force main open cut and 332 feet of 16" PVC Force main jack and bore with 30" Casing. Due to roadway widening and new drainage alignment, approximately 560 feet of JEA's existing 16" water main and 106 feet of existing 6" water main will conflict with the proposed improvements. These conflicts are throughout the project limits.										
	As support of the project, JEA will be utilizing the same construction, engineering and inspection (CEI) firm for the contract administration as Nassau County. JEA's portion of the CEI work was included with the Nassau County request for proposals for CEI services. The negotiated hourly rates are deemed reasonable compared to other current projects and the total CEI price is under the JEA estimate for these services.										
8	Single Source	Inventory Purchases of JEA Items GCBAR002, VCBAR002, and VCBAR003	Phillips	Mitsubishi Electric Power Products, Inc.	Capital	\$12,041,925.00	N/A	\$12,041,925.00	N/A	Eight (8) years, with 2 - 1 yr. renewals Start Date: July 11, 2024 End Date: 12/31/2032	N/A
	Moved to Regular Agenda as Item 1										
Consent Agenda Action											
Committee Members in Attendance	Names	Ted Phillips, David Emanuel, Raynetta Marshall									
Motion by:	Raynetta Marshall										
Second By:	David Emanuel										
Committee Decision	Approved										

Regular Agenda											
Award #	Type of Award	Solicitation # & Short Description/Title	VP	Awardee	Award Amount	Original Award Amount	New Not-to-Exceed	Amendments	Term	JSEB Participation (Y/N) If Y, then list company name(s) (% , \$ - awarded)	Action
1	Single Source	Inventory Purchases of JEA Items GCBAR002, VCBAR002, and VCBAR003	Phillips	Mitsubishi Electric Power Products, Inc.	\$12,041,925.00	N/A	\$12,041,925.00	N/A	Eight (8) years, with 2 - 1 yr. renewals Start Date: July 11, 2024 End Date: 12/31/2032	N/A	Motion by: David Emanuel Second by: Raynetta Marshal Committee Decision: Approved
	For additional information contact: Lynn Rix The purpose of this single source contract is to purchase the following items: •GCBAR002 (BREAKER, DEADTANK, SF6, 72.5KV, 3000A, 350KV BIL, 50KA, SPRING, COMPOSITE BUSHINGS, DOUBLE DOOR MODEL) •VCBAR002 (BREAKER, VACUUM, 28.4KV, 1200 AMP, 150KV BIL, 25 KA SHORT CIRCUIT) •VCBAR003 (BREAKER, VACUUM, 28.4 KV WITH RELAYS, 1200 AMP, 150KV BIL, 25 KA SHORT CIRCUIT) This long-term contract will allow us to be more efficient and strategic with these purchases by qualifying for the slotting program and a two percent (2%) volume discount. Although Mitsubishi does not guarantee pricing for this breaker long term, Mitsubishi has historically adjusted pricing with CPI being a key indicator. Current pricing and demand have been used to calculate the amount of this Award, however, Mitsubishi will provide new pricing as orders are placed based on slots allocated. We previously had the VCBAR002 and VCBAR003 on a similar contract with good results. We are now adding the GCBAR002 to this new contract to receive the cost and slotting benefits as price and lead times are increasing. These three (3) breakers are the only breakers of their type authorized by JEA Electric Standards for this application as they have a smaller footprint than existing breakers, can easily be used as replacements in our legacy substations, have performed flawlessly, are easy to work with, and have had no maintenance issues. Request approval to award a single source contract to Mitsubishi Electric Power Products, Inc. for Inventory Purchases of JEA Items GCBAR002, VCBAR002 and VCBAR003 carried in JEA’s inventory stock for a total of \$12,041,925.00, subject to the availability of lawfully appropriated funds.										
	DISCUSSION/ACTION: Clarification was requested as to why this award is a Single Source. Mitsubishi is the standard for JEA for these type of breakers. Additionally, there is concern regarding manufacturing slotting. Clarification was also requested regarding the amount and duration of the award. The cost of the award is the estimated cost until 2032. DISCUSSION/ACTION PARTICIPANTS: Ted Phillips, Kris Rosenhauer, Raynetta Marshall, Kenny Pearson										
Consent and Regular Agenda Signatures											
Budget	Name/Title										
Awards Chairman	Name/Title										
Procurement	Name/Title										
Legal	Name/Title										



Formal Bid and Award System

Award #4 October 3, 2019

Type of Award Request: INVITATION TO NEGOTIATE (ITN)
Request #: 6514
Requestor Name: Gordon, Joshua E. - Mgr Energy Contract Management
Requestor Phone: 904-665-5149
Project Title: Overhead Transmission & Distribution and Underground Distribution Construction and Maintenance Services
Project Number: 20422, 8005992
Project Location: JEA
Funds: Capital
Budget Estimate: \$44,000,000.00

Scope of Work:

The purpose of this Invitation to Negotiate (the "ITN") is to solicit pricing and select up to two (2) companies that can provide overhead and underground distribution and transmission maintenance, construction and repair services at the best value and lowest cost to JEA.

Companies may bid on overhead services or underground services or both. The award will be made on a lowest price for each scope of services. Each scope of work is briefly defined below as:

Overhead distribution and maintenance: The scope of work includes pole removal, pole delivery, neighborhood overhead to underground conversion projects, pole maintenance, pole replacement, voltage conversion, and new line construction. Work includes projects that will restore electricity and increase reliability. Immediate response in emergencies and hurricanes is required. JEA will provide all standard materials. Contractor may provide miscellaneous materials. Contractor may be required to work alongside JEA's own work forces or other contractor's work forces.

Underground distribution and maintenance: The scope of work includes construction and maintenance of distribution facilities of pre-cast and cast-in-place reinforced manholes, reinforced concrete duct banks and open trenching or directional drilled conduit. The work also includes the installation and removal of primary and secondary cables, street lights, and street light cables associated with an underground electrical distribution system. Work will also include projects that will restore electricity and increase system reliability. An immediate response in emergencies and hurricanes is required.

Work may be assigned by the following methods:

- Lump Sum Bidding by the contract holders
- Time and Materials or Unit Work on a Task Authorization method.

Individual Task Authorizations associated with this Contact will be limited to a maximum value of \$750,000.00 for all **maintenance & repair** projects for any business unit.

Individual Task Authorizations for **new construction or improvement projects** will be limited to a maximum value of \$75,000.00, pursuant to Florida Statutes.

This Service Contract will positively affect JEA Measures of Value:

- Customer Value: Maintenance programs increase operational reliability and stability
- Community Impact Value: Improved operational reliability of the plant
- Environmental Value: Improved operating equipment efficiency decreases overall impact on the

Award #2 Supporting Documents 07/11/24**JEA IFB/RFP/State/City/GSA#:**

069-19

Purchasing Agent:

Lovgren, Rodney D.

Is this a Ratification?:

NO

RECOMMENDED AWARDEE(S):

Name	Contact Name	Email	Address	Phone	Amount
SPE UTILITY CONTRACTORS FD, LLC	Sven Steuber	steuber@spepowerfd.com	8494 South County Road 39, Plant City, FL 33567	(813) 326-1099	\$20,089,154.47 (Overhead)
HEART UTILITIES OF JACKSONVILLE INC	Scott Barry	scottbarry@heartutilities.com	1180 Lane Avenue S. Jacksonville, FL 32205	(904) 695-3385	\$20,974,734.30 (Underground)

Amount for entire term of Contract/PO:

\$41,063,888.77

Award Amount for remainder of this FY:

\$6,159,583.26

Length of Contract/PO Term:

Five (5) Years, Two (2) – 1 Yr. Renewals

Begin Date (mm/dd/yyyy):

01/01/2020 (SPE); 10/30/2019 (Heart)

End Date (mm/dd/yyyy):

12/31/2024 (SPE); 10/29/2024 (Heart)

Renewal Options:

Two (2), 1 Yr. Renewals

JSEB Requirement:

N/A - Optional

BIDDERS:**OVERHEAD**

Name	First Round	RAFO	Rank
SPE UTILITY CONTRACTORS	\$20,089,491.01	\$20,089,154.47	1
PIKE ELECTRIC	\$21,455,705.98	\$21,455,705.98	2
SUMTER UTILITIES	\$23,393,283.20	\$23,393,240.60	3
C AND C POWERLINE	\$25,960,826.60	\$25,854,477.48	4
PRIMORIS T&D	\$26,229,962.55	N/A	5
WHITE ELECTRICAL	\$26,671,310.25	N/A	6
HOOVER CORPORATION	\$27,794,042.56	N/A	7
HENKELS & MCCOY	\$28,765,488.00	N/A	8
THE L.E. MEYERS CO.	\$29,593,024.24	N/A	9
EXTREME POWERLINE	\$25,000,000.00	DQ – MIN QUALS	DQ

UNDERGROUND

UNDERGROUND

Name	First Round	BAFO	Rank
HEART UTILITIES OF JACKSONVILLE	\$20,747,993.25	\$20,974,734.30*	1
INFRATECH CORPORATION	\$25,551,750.74	\$24,297,911.34	2
C AND C POWERLINE	\$26,902,188.36	\$24,701,472.51	3
HENKELS & MCCOY	\$27,686,388.00	N/A	4
PRIMORIS T&D	\$32,215,718.64	N/A	5

*Heart Utilities Final Revised BAFO increased due to a JEA Forecast correction. Their initial submitted BAFO was less than their first round bid price.

Background/Recommendations:

Advertised on 04/09/2019. Twenty-three (23) companies attended the mandatory pre-response meeting held on 04/25/2019. At response opening on 05/14/2019, JEA received ten (10) Responses for overhead services and five (5) Responses for underground services. Four (4) overhead Respondents and three (3) underground Respondents were shortlisted. The shortlisted Respondents were invited to submit Best and Final Offers (BAFOs). JEA evaluated the companies on price and SPE Utilities (overhead) and Heart Utilities (underground) are deemed the lowest responsive and responsible Respondents. A copy of the Response Forms and Workbooks are attached as backup.

This award is the result of a Cascade Savings Initiative Project aimed at looking at specific areas with significant spend and potential for savings. Procurement worked the Electric System Construction & Maintenance group and identified the unit price contracts for Overhead and Underground Transmission and Distribution as an area of opportunity. It was noted that the last time these services were bid out, it had relatively low participation (four bidders for overhead, three bidders for underground), and had used a hard bid format with construction cost factors, in which JEA provided unit cost and vendors bid a cost multiplier. This time, JEA decided to use a workbook format with estimated quantities based on historical usage. JEA also used an ITN format to allow for clarifications and negotiations with short-listed Respondents. Procurement benchmarked the industry and developed a solicitation approach in line with current markets. The result is a significant savings, in a labor market that has been increasing over past three years.

Rather than cut FY20 Capital budgets, the business unit will perform capital budget reviews periodically and make adjustment as business needs change through the performance of the contract.

Contract prices will remain firm through the first year of the Contract. The Contractor must request a Consumer Price Increase (CPI) annually. Unless the Contractor and JEA make other agreements, the annual price adjustment for the Contract shall be in accordance with the Consumer Price Index for all urban consumers published monthly by the U.S. Department of Labor, Bureau of Labor Statistics.

The total cost difference is comparing the current pricing with the proposed pricing (+/-). The total sourcing savings is determined by negotiations, BAFO savings and result for this award:

- Overhead forecast savings: \$1,057,166.03 (Average 5% reduction compared to current pricing)
- Underground forecast savings: \$2,054,012.40 (Average 8.9% reduction compared to current pricing)
- Total Cost Difference Savings: \$3,111,178.43

Award #2 Supporting Documents 07/11/24

069-19 – Request approval to award a five year contract to SPE Utility in the amount of \$20,089,154.47 for Overhead Transmission & Distribution construction and repair services, and a five year contract Heart Utilities in the amount of \$20,974,734.30 Transmission and Distribution construction and repair services, for a total award amount of a not to exceed amount of \$41,063,888.77 subject to the availability of lawfully appropriated funds.

Manager: Gordon, Joshua E. - Mgr Energy Contract Management
Director: Mathews, Jeremy K. - Dir Energy Distribution
Sr. Director: Erixton, Ricky D. - Sr. Dir Transmission & Distribution
VP: Anders, Caren B. - VP/GM Energy

APPROVALS:

 10/3/19
Chairman, Awards Committee **Date**

 10/3/19
Manager, Operating Budgets **Date**

Welcome to the

Awards Meeting

May 11, 2023, 10:00 AM EST

You have been joined to the meeting with your **audio muted** by default.

At the designated public comment time we will provide opportunity for you to unmute to speak.

During the meeting, public comments received via e-mail regarding any matter on the agenda for consideration will be read out. Per the Public Notice Agenda posted on JEA.com, public comments by e-mail must be received no later than 9:00 a.m. on the day of the meeting to be read during the public comment portion of the meeting.

Please contact **Aileen Cruz** by telephone at **(904) 776-1911** or by email at **cruza@jea.com** if you experience any technical difficulties during the meeting.

Award #3 Supporting Documents 07/11/24

JEA Awards Agenda May 11, 2023

225 North Pearl St., Jacksonville, FL 32202 - Hydrangea Room 1st Floor

[Teams Meeting Info](#)

Consent Agenda

The Chief Procurement Officer offers the following items for the JEA Awards Consent Agenda. Any item may be moved from the Consent Agenda to the Regular Agenda by a committee member asking that the item be considered separately. **All items on the Consent agenda have been approved by OGC, Budget and the Business Unit Vice President and Chief.** The posting of this agenda serves as an official notice of JEA's intended decision for all recommended actions for **Formal Purchases** as defined by **Section 3-101 of the JEA Procurement Code**. Please refer to JEA's Procurement Code, if you wish to protest any of these items.

Award #	Type of Award	Solicitation # & Short Description/Title	VP	Awardee	Funding Source	Award Amount	Original Award Amount	New Not-to-Exceed	Amendments	Term	JSEB Participation (Y/N) If Y, then list company name(s) (% \$ - awarded)
1	Minutes	Minutes from 05/04/2023 Meeting	N/A	N/A	N/A	N/A	N/A	N/A	N/A	N/A	N/A
2	Contract Increase	103-16 Engineering Design and Construction Phase Services for District II 10800 Key Haven BV. Class III/IV	Melendez / Wastewater	McKim & Creed, Inc.	Capital	\$331,820.00	\$156,810.00	\$691,140.50	04/26/2018 \$42,990.00 06/07/2018 \$17,790.00 01/24/2019 \$141,730.50	Project Completion (Estimated February 2025)	JSEB Requirement Ten Percent (10%) Evaluation Criteria Original Award: 16.3% JSEB Participation 01/24/2019 Award: 2.27% JSEB Participation This Award: N/A
3	Award Amendment	1411045446 Westside Service Center Glove Lab and Admin Building Design Services	McElroy	PQH GROUP DESIGN, INC.	Capital - 8007048	\$22,660.00	\$171,900.00	\$194,560.00	N/A	Project Completion: 05/15/2023	Yes - PQH Group Design, Inc. is a JSEB Firm.
4	Renewal	076-18 Electric Plant Scaffolding Services	Erixton & Electric	Sunbelt Rentals, Inc.	O&M	\$1,150,000.00	\$3,982,900.00	\$9,321,009.00	05/31/2022 -\$398,290.00 06/30/2022 - \$3,047,000.00 1/19/2023 - \$742,819.00	Five (5) Years w/One (1) – 1 Yr. Renewal Start: 07/02/2018 End: 07/01/2024 No Renewals Remaining	N/A
5	Contract Increase	069-19 - UG Distribution Construction & Maintenance Services	Erixton & Electric	Heart Utilities of Jacksonville Inc.	Capital	\$7,401,110.96	\$20,974,734.30	\$28,375,845.26	N/A	Five (5) Years w/Two (2) - One (1) Yr. Renewals Start: 10/31/2019 End: 10/30/2024 2 Renewals Remaining	N/A
6	Joint Project	Interstate 95 and Martin Luther King, Jr. Parkway Interchange Water Main (WM) Replacement	Melendez / Water	Florida Department of Transportation	Capital	\$3,604,363.55	\$1,861,064.96	\$5,465,410.51	N/A	Project Completion (Estimated: May 2026)	N/A

Award #3 Supporting Documents 07/11/24




Award #3 Supporting Documents 07/11/24

Award #	Type of Award	Solicitation # & Short Description/Title	VP	Awardee	Funding Source	Award Amount	Original Award Amount	New Not-to-Exceed	Amendments	Term	JSEB Participation (Y/N) If Y, then list company name(s) (% , \$ - awarded)
7	Change Order	1410937246 Professional Services for Cisco Contact from UCCE 11.6 to PCCE 12.61	Selders	Prosys, Inc.	Capital (8007953)	\$48,461.40	\$330,250.18	\$378,711.58	N/A	Project Completion (Estimated October 2023)	N/A
	Last Award Approval: 01/19/2023 For additional information contact: Nathan Woyak										
	JEA seeks Professional Services for Cisco Contact from UCCE 11.6 to PCCE 12.6 to provide full platform and application services to migrate JEA from their current Cisco Unified Contact Center Enterprise (UCCE 11.6) platform with CVP, to a newly built Cisco Packaged Contact Center Enterprise (PCCE 12.6) platform in its dual site deployment. The proposed platform is expected to build alongside the current UCCE production platform on new Cisco servers. The core components shall be sized to support all of JEA agents (150), and simultaneous Agent/IVR calls, across the entire enterprise. Inputs from JEA's historical, current, and future plans shall be used to run the Cisco Sizing Tool for resource allocation and version requirements that will then be submitted to the Cisco A2Q team for design and sizing approval. This change order is for \$48,461.40 to cover the additional scope for JEA to add Enterprise Chat and Email (ECE) Chat Services to the existing PCCE Upgrade Project. As part of the PCCE upgrade project, JEA is needing to add Chat options to the ECE platform. Currently, JEA is only using Cisco ECE for email. With this request, ProSys will be adding Chat channels for both the Residential and Commercial Teams.										
8	RFP	1411010046 Water/Wastewater Pipe Non-Destructive Testing Continuing Services	Vu / Water-Wastewater	Arcadis U.S., Inc.	Capital, O&M	\$2,517,000.00	N/A	\$2,517,000.00	N/A	Three (3) Years w/Two (2) - One (1) Year Renewals Start: 06/01/2023 End: 05/31/2026	Five Percent (5%) JSEB Evaluation Criteria ZHL Services, LLC (Excavation Services) 4% Smith Surveying Group (Survey) 1%
Advertised: 12/15/2022 Proposals Opened: 01/24/2023 Two (2) Proposals Received Public Evaluation Meeting: 03/20/2023 For additional information contact: Dan Kruck The scope of work for this contract is to provide non-destructive testing (NDT) via spot thickness testing on pipes of any diameter within JEA's service territory. Companies that did not submit a proposal stated workload and the scope of work as reasons for not submitting a proposal. JEA deemed Arcadis U.S., Inc. as the most qualified firm to perform the work. Work for this contract will be issued via task orders and will be billed according to the negotiated hourly rates. The hourly rates were deemed reasonable compared to recent engineering contracts. The rates may be increased annually by the Consumer Price Index (CPI) if requested by the vendor.											
9	ITN	1411117046 Customer Payment Processing Services - Bank to Bank and Lockbox	Pressley	Catalis Payment, Inc.	O&M(40304)	\$959,697.60	N/A	\$959,697.60	N/A	Five (5) Years w/One (1) Optional - One (1) Year Renewal Start: 07/01/2023 End: 06/30/2028	N/A – No JSEBs identified
	Advertised: 02/10/2023 Proposals Opened: 03/17/2023 One (1) Proposal Received For additional information contact: Nickolas Dambrose										
	JEA anticipated low participation and creatively structured this Solicitation to accommodate a split award to encourage multiple bidder potential. In addition, JEA extended the Response Due Date from the originally scheduled 03/07/2023. Feedback for low participation included the inability to compete with JEA's incumbent provider for this service. Catalis' Response was evaluated on price, company experience, design approach and work plan, and lockbox payment proximity. Catalis scored above 97% in the evaluation of both scopes of work. A Best and Final Offer (BAFO) was requested due to the initial Response being higher in cost than the budgeted cost allowance. This award requests a five (5) year contract for Customer Payment Processing Services. This contract shall include the Bank to Bank processing and Lockbox processing for customer payment. JEA's incumbent provider Bill2Pay changed its legal business name to Catalis Payments, Inc. in January of 2020. When compared to the current contract with incumbent Bill2Pay, the new contract increases rates for lockbox payment services about nine percent (9%) going from a rate of \$0.22 to a rate of \$0.24 per transaction. Bank to Bank payment services have increased from \$0.04 per transaction to \$0.07 per transaction (75%). Bank to Bank payment services have absorbed additional National Automated Clearinghouse Associate (NACHA) auditing costs including but not limited to account validations, speed of funds, returns, and increased ACH payment fraud risks. The new rates will be fixed for three (3) years. If requested, a price increase may be negotiated in accordance with the Consumer Price Index (CPI). Procurement tracks two different types of savings. The total cost difference is comparing the current pricing with the proposed pricing (+/-). The total sourcing savings is determined by negotiations, BAFO savings and value-added savings. Below is the result for this award. •Total cost difference: -(\$179,300.90) •Total sourcing savings: \$40,360.80										
10	Deferred	Deferred	Deferred	Deferred	Deferred	Deferred	Deferred	Deferred	Deferred	Deferred	Deferred
	Deferred										

Consent Agenda Action

Committee Members in Attendance	Names	Joe Orfano for Ted Phillips , Janie Smalley for Laura Schepis , Delphine Maiden for David Emanuel
Motion by:	Delphine Maiden	
Second By:	Janie Smalley	
Committee Decision	Approved	

Award #3 Supporting Documents 07/11/24

Award #	Type of Award	Solicitation # & Short Description/Title	VP	Awardee	Funding Source	Award Amount	Original Award Amount	New Not-to-Exceed	Amendments	Term	JSEB Participation (Y/N) If Y, then list company name(s) (% , \$ - awarded)
Consent Agenda Signatures											
Budget	Name/Title										
Awards Chairman	Name/Title	 VP Finance Sec.									
Procurement	Name/Title										
Legal	Name/Title	Rebecca Lavis									

Date: 01/24/2019Item# 7

Formal Bid and Award System

Award #7 January 24, 2019

Type of Award Request: CHANGE ORDER

Requestor Name: Ramirez, Samuel T.

Requestor Phone: (904) 665-6960

Project Title: Engineering Design and Construction Phase Services for District II – 10800 Key Haven Blvd. Class III/IV Pump Station Project

Project Number: 8003566

Project Location: JEA

Funds: Capital

Budget Estimate: N/A

Scope of Work:

The scope of work to be performed under this task consists of preliminary design, final detailed design, bid phase support, services during construction, and acceptance testing of the Master Pump Station (MPS) located at 10800 Key Haven Blvd. The facility has been in operation for over 35 years with minimal modifications or renovations. Many of the electrical and mechanical components at this facility have reached or are reaching the end of their useful life requiring rehabilitation or replacement.

JEA IFB/RFP/State/City/GSA#: 103-16

Purchasing Agent: Kruck, Daniel R.

Is this a Ratification?: NO

RECOMMENDED AWARDEE(S):

Name	Contact Name	Email	Address	Phone	Amount
MCKIM & CREED, INC.	Scott Spooner	sspooner@mckimcreed.com	PO Box 6193 Hermitage, Philadelphia, PA, 16148-0922	(386) 246-6300	\$141,730.50

Amount of Original Award: \$156,810.00

Date of Original Award: 04/06/2017

Change Order Amount: \$141,730.50

List of Previous Change Order/Amendments:

CPA #	Amount	Date
164265	\$42,990.00	04/26/2018
164265	\$17,790.00	06/07/2018

New Not-To-Exceed Amount: \$359,320.50

Length of Contract/PO Term: Project Completion

Begin Date (mm/dd/yyyy): 04/06/2017

End Date (mm/dd/yyyy): Project Completion (Expected: April 2022)

JSEB Requirement: Ten Percent (10%) Evaluation Criteria

Comments on JSEB Requirements:

Original Award:

Four Waters Engineering (Mechanical Engineering) – 14.6%

Meskel Engineering (Geotechnical) – 1.7%

This Change Order:

RE Holland & Associates (Survey and Subsurface Utility Exploration) – 0.07%

CSI Geo (Geotechnical) – 2.2%

Background/Recommendations:

Originally approved by Awards Committee on 04/06/2017 in the amount of \$156,810.00 to McKim & Creed, Inc. On 04/26/2018, a change order in the amount of \$42,990.00 was also approved by the Awards Committee to provide funding for the design to meet 2018 Water and Wastewater Standards, and for additional scope including hydraulic evaluation of two (2) pump stations within the system that the rehabilitation of the MPS will affect. A copy of both awards are attached as backup.

On 06/07/2018, a change order for \$17,790.00 was approved for a hydraulic evaluation of associated pump stations with recommendations for pump upgrades to the pump station. This evaluation was necessary due to proposed changes to the MPS.

This project was initiated within the Water and Wastewater Operations and Maintenance group. During the early stages of engineering, a high water alarm was reported in an upstream station, which Planning was asked to investigate. Several issues were noted based on Planning's investigation, mostly related to system capacity. These items were included in the current project.

This change order is to add the rehabilitation of the Natalie Pump Station, Wingate Pump Station and the Woodley Creek Pump Station to the scope of work. These pump stations are connected to the existing MPS and will need to be rehabilitated to meet future system flows. The final engineering costs are 8.3%, and services during construction are 2.2% of estimated construction costs, respectively. JEA used the original negotiated hourly rates to develop the award amount for this new scope of work. The change order quote is attached as backup.

During the evaluation of the additional pump stations, design work was halted for the rehabilitation of the MPS. The attached change order total includes design of the MPS and additional pump stations listed above. The change order amount of \$141,730.50 was determined by taking the amount not spent on the current contract from the change order quote of \$253,056.50. A budget trend has been approved for this award.

Request approval to award a change order to McKim & Creed, Inc. for additional engineering for the District II – 10800 Key Haven Blvd. Class III/IV Pump Station project in the amount of \$141,730.50, for a new not-to-exceed amount of \$359,320.50, subject to the availability of lawfully appropriated funds.

Manager: Collier, Bradley W. – Mgr W/WW Project Management
Director: Conner, Sean M. – Dir W/WW Project Engineering & Construction
VP: Calhoun, Deryle I. - VP/GM Water Wastewater Systems

APPROVALS:

 1/24/19
Chairman, Awards Committee Date

 1/24/19
Manager, Capital Budget Planning Date

Attachment No. 1			POSITION	Project Manager	Project Engineer	Civil	Hydraulics	Mechanical	Piping	E/I&C	Structural	Cad Support	Administration	Expenses	HOURS/ TASK	TOTAL FEE/ TASK
TASK			RATE	\$ 180.00	\$ 135.00	\$ 180.00	\$ 135.00	\$ 160.00	\$ 160.00	\$ 135.00	\$ 180.00	\$ 110.00	\$ 65.00	\$		
1	Project Management															
	1	Prepare a work plan with timeline (work schedule)		4.00											4.00	\$ 720.00
	2	Prepare monthly invoices and submit project progress update		24.00									24.00		48.00	\$ 5,880.00
	3	Attend progress project meetings		40.00							20.00				60.00	\$ 10,800.00
	3.1	Conduct site visit (Task 2)		2.00	2.00									200.00	4.00	\$ 830.00
	3.2	Conduct Progress Meeting (Task 4)		8.00	8.00									200.00	16.00	\$ 2,720.00
		TASK 1 LABOR FEE \$ 20,550.00		\$ 14,040.00	\$ 1,350.00	\$ -	\$ -	\$ -	\$ -	\$ -	\$ 3,600.00	\$ -	\$ 1,560.00	\$ -		\$ 20,550.00
		TASK 1 HOURS 132.00		78.00	10.00	0.00	0.00	0.00	0.00	0.00	20.00	0.00	24.00	-	78.00	
		TASK 1 LUMP SUM 20,950.00												\$ 400.00		\$ 20,950.00
2	Data Collection, Assessment and Evaluation															
	1	Conduct site visit to Natalie, Wingate and Woodley PS's		4.00	4.00						4.00				12.00	\$ 1,980.00
	1.1	Observe existing conditions		4.00	4.00						4.00				12.00	\$ 1,980.00
	1.2	Observe existing geometry and drainage		4.00	4.00						4.00				12.00	\$ 1,980.00
	1.3	Identify existing infrastructure that requires rehab or replacement		4.00	4.00						4.00				12.00	\$ 1,980.00
		TASK 2 LABOR FEE \$ 7,920.00		\$ 2,880.00	\$ 2,160.00	\$ -	\$ -	\$ -	\$ -	\$ -	\$ 2,880.00	\$ -	\$ -	\$ -		\$ 7,920.00
		TASK 2 HOURS 48.00		16.00	16.00	0.00	0.00	0.00	0.00	0.00	16.00	0.00	0.00	-	16.00	
		TASK 2 LUMP SUM 7,920.00												\$ -		\$ 7,920.00
3	Hydraulic Evaluation for Sewer Pump Stations															
	1	Update and reissue Technical Memoranda (TM's)														
	1.1	TM #4 Hydraulic Evaluation of Natalie and Wingate Pump Stations, March 27, 2019, Revision 4 with the selected pump.		4.00	40.00		24.00						4.00		72.00	\$ 9,620.00
	1.2	TM #5 Hydraulic Evaluation of Woodley Creek Pump Station, March 27, 2019, Revision 4 with the selected pump.		4.00	40.00		24.00						4.00		72.00	\$ 9,620.00
		TASK 3 LABOR FEE \$ 19,240.00		\$ 1,440.00	\$ 10,800.00	\$ -	\$ 6,480.00	\$ -	\$ -	\$ -	\$ -	\$ -	\$ 520.00	\$ -		\$ 19,240.00
		TASK 3 HOURS 144.00		8.00	80.00	0.00	48.00	0.00	0.00	0.00	0.00	0.00	8.00	-	8.00	
		TASK 3 LUMP SUM 19,240.00												\$ -		\$ 19,240.00
4	Reissued Design Documents and Bid Documents															
	1	Update and submit for the Design Document and IFB Documents to 2023 JEA Standards														
	1.1	IFB contract documents dated November 2019		16.00	16.00	12.00	8.00	24.00	16.00	24.00	8.00	80.00			204.00	\$ 28,160.00
	1.2	Opinion of Probable Cost from 30-Oct-2019.		8.00	16.00	4.00		4.00	4.00	8.00	4.00	4.00			52.00	\$ 7,840.00
	1.3	Bid Forms from 25-Nov-2019.		8.00	16.00	4.00		4.00	4.00	8.00	4.00	4.00			52.00	\$ 7,840.00
	1.4	Cost Variance from 30-Oct-2019 OPB.		2.00	16.00	4.00		4.00	4.00	8.00	4.00	4.00			46.00	\$ 6,760.00
	1.5	Package of submitted surveys and subsurface explorations		8.00		4.00					6.00	2.00	2.00		22.00	\$ 3,590.00
	1.6	Design Calculations		8.00	4.00					8.00	4.00		2.00		26.00	\$ 3,910.00
	1.7	Permits as available		4.00	2.00					8.00			4.00		18.00	\$ 2,330.00
	2	Prepare Issued for Bid Contract Documents in electronic form for OWNER procurement following the completion of the update IFB contract documents dated November 2019 submittal. A separate Bid Form will be prepared for each Pump Station (Natalie, Wingate, and Woodley Creek) and the Dunn Avenue Pipe Crossing for a total of four new Bid Forms.		4.00	8.00	24.00				4.00	4.00		20.00		64.00	\$ 8,680.00
	3	Incorporate supplemental permitting comments received from the permitting agencies		4.00						4.00			10.00		18.00	\$ 1,910.00
		TASK 4 LABOR FEE \$ 71,020.00		\$ 11,160.00	\$ 10,530.00	\$ 9,360.00	\$ 1,080.00	\$ 5,760.00	\$ 4,480.00	\$ 9,720.00	\$ 6,120.00	\$ 10,340.00	\$ 2,470.00	\$ -		\$ 71,020.00
		TASK 4 HOURS 502.00		62.00	78.00	52.00	8.00	36.00	28.00	72.00	34.00	94.00	38.00	-	718.00	
		TASK 4 LUMP SUM 71,020.00												\$ -		\$ 71,020.00
5	Permitting															
		Dunn Crossing and Spring Board Connection (Change Order No. 2)														
	1	Submit permit determination request; perpare and submit permit application packages as indicated below:														
	1.1	FDEP NOI to Discharge Stormwater		4.00	8.00	8.00						24.00			44.00	\$ 5,880.00
	1.2	FDEP/JEA/COJ Wastewater Collection Permit		8.00	12.00	8.00					4.00	24.00		2,500.00	56.00	\$ 10,360.00
	1.3	FDOT R/W Permit		8.00	12.00	8.00		4.00		4.00		24.00			60.00	\$ 8,320.00
	2	Prepare permit application packages for:														
	2.1	FDEP NOI to Discharge Stormwater		4.00	12.00			4.00		4.00		4.00	4.00		32.00	\$ 4,220.00
	2.2	FDEP/JEA/COJ Wastewater Collection Permit		8.00	12.00			4.00		12.00	2.00	4.00	8.00		50.00	\$ 6,640.00
	2.3	FDOT R/W Permit		12.00	16.00	8.00						4.00	8.00		48.00	\$ 6,720.00
	3	Respond for Additional Information (RAI): Consultant is responsible for submitting permits and responding to the agencies' RAIs		8.00	6.00	4.00							4.00		22.00	\$ 3,230.00

Attachment No. 1			POSITION	Project Manager	Project Engineer	Civil	Hydraulics	Mechanical	Piping	E/I&C	Structural	Cad Support	Administration	Expenses	HOURS/ TASK	TOTAL FEE/ TASK
TASK			RATE	\$ 180.00	\$ 135.00	\$ 180.00	\$ 135.00	\$ 160.00	\$ 160.00	\$ 135.00	\$ 180.00	\$ 110.00	\$ 65.00	\$		
		Natalie PS, Wingate PS and Woodley Creek PS (additional with this Change Order No. 4)														
1		COJ Environmental Quality Division (EQD) or JEA Wastewater Collection/Transmission System. It has been assumed that separate application packages will be required for each pump station and the Dunn Avenue crossing. COJ EQD has delegated responsibility for pump station permitting which will be necessary for facilities which have a change in pumping capacity. JEA has delegated responsibility for transmission system permitting for forcemains 12 inch and less.														
2		DEP/SJRWMD Environmental Resource Permit Request for Exemption. ERP Permitting is excluded. It has been assumed that these sites will not trip the DEP/SJRWMD thresholds for ERP		2.00		8.00							2.00		12.00	\$ 1,930.00
3		Confirm these stations do not require COJ 10-Set permit.		4.00	12.00	4.00							2.00		22.00	\$ 3,190.00
3.1		If 10-Set permit is required, secure the permit		8.00	16.00	8.00						12.00	2.00		46.00	\$ 6,490.00
3.2		Provide the necessary landscaping services.		1.00											1.00	\$ 180.00
3.3		HOA Permit for Natalie Pump Station		8.00	16.00	4.00						12.00	2.00		42.00	\$ 5,770.00
4		Respond for Additional Information (RAI): Consultant is responsible for securing permits and responding to the agencies' RAIs		2.00	8.00	4.00									14.00	\$ 2,160.00
		TASK 5 LABOR FEE \$ 62,590.00		\$ 13,860.00	\$ 17,550.00	\$ 11,520.00	\$ -	\$ 1,920.00	\$ -	\$ 2,700.00	\$ 1,080.00	\$ 11,880.00	\$ 2,080.00			\$ 62,590.00
		TASK 5 HOURS 449.00		77.00	130.00	64	0	12	0	20	6	108.00	32	-	449.00	
		TASK 5 LUMP SUM 65,090.00												\$ 2,500.00		\$ 65,090.00
6		Bid Phase Services														
1		Attend the pre-bid conference.		8.00	8.00	4.00		4.00			4.00		4.00		32.00	\$ 4,860.00
2		Draft and submit meeting minutes for review.		4.00	2.00										6.00	\$ 990.00
3		Submit meeting minutes.		4.00	2.00										6.00	\$ 990.00
4		Prepare and submit meeting addenda.		8.00	16.00							4.00	4.00		32.00	\$ 4,300.00
5		Revise contract bid documents per addenda.		2.00	4.00							8.00			14.00	\$ 1,780.00
6		Prepare conformed construction documents.		2.00	20.00					4.00	4.00	8.00			38.00	\$ 5,200.00
		TASK 6 LABOR FEE \$ 18,120.00		\$ 5,040.00	\$ 7,020.00	\$ 720.00	\$ -	\$ 640.00	\$ -	\$ 540.00	\$ 1,440.00	\$ 2,200.00	\$ 520.00			\$ 18,120.00
		TASK 6 HOURS 128.00		28.00	52	4	0	4	0	4	8	20.00	8	-	128.00	
		TASK 6 NOT TO EXCEED 18,120.00												\$ -		\$ 18,120.00
7		Post Design Services														
1		Pre-Construction Meeting														
1.1		Attend on-site pre-construction meeting.		8.00						8.00	8.00			200.00	24	\$ 4,160.00
1.2		Review meeting minutes issued by the GC		4.00						4.00	4.00				12	\$ 1,980.00
1.3		Submit final meeting minutes.		2.00							2.00				4	\$ 720.00
2		Construction Progress Meetings (as requested)														
2.1		Attend on site construction progress meetings (expect 6 meetings).		24.00							24.00				48	\$ 8,640.00
2.2		Review meeting minutes issued by the GC		2.00							2.00				4	\$ 720.00
3		Review Shop Drawings														
3.1		Receive, review, evaluate, distribute (expect 30 submittals).		32.00				36.00			24.00		16.00		108	\$ 16,880.00
4		O&M Manuals														
4.1		Receive, review, evaluate, and distribute O&M manuals (expect 1 manual per pump station)		8.00		12.00				18.00	8.00		4.00		50	\$ 7,730.00
5		Requests for Information (RFIs).														
5.1		Receive, review, evaluate, distribute (expect 10 RFIs).		16.00		20.00		10.00	8.00	8.00	2.00				64	\$ 10,800.00
6		Change Orders														
6.1		Review contractor's change order requests.		8.00		8.00					8.00				24	\$ 4,320.00
7		On Site Pump Witness Start-up and Performance Testing														
7.1		Review the submitted test plans and test reports from the suppliers for the pump equipment testing, and review the certified performance testing results submittals		8.00	12.00		4.00								24	\$ 3,600.00
7.2		Provide the following personnel on-site - Process/Mechanical Engineer, Electrical Engineer, Instrumentation and Controls Engineer						12.00		24.00					36	\$ 5,160.00
8		Substantial Completion Walk-Through														
8.1		Engineer of record to conduct a walk through to visually assess the project completion		6.00		6.00					8.00				20	\$ 3,600.00
8.2		Instrumentation and Electrical engineers of record to conduct a walk through to assess the project completion								16.00					16	\$ 2,160.00
8.3		Create a punch list		2.00		4.00				8.00	2.00		4.00		20	\$ 2,780.00
9		Final Walk-Through														

Attachment No. 1			POSITION	Project Manager	Project Engineer	Civil	Hydraulics	Mechanical	Piping	E/I&C	Structural	Cad Support	Administration	Expenses	HOURS/ TASK	TOTAL FEE/ TASK
TASK			RATE	\$ 180.00	\$ 135.00	\$ 180.00	\$ 135.00	\$ 160.00	\$ 160.00	\$ 135.00	\$ 180.00	\$ 110.00	\$ 65.00	\$		
	9.1	Engineer of record will conduct the final walk through to confirm and verify the completion of the punch list		4.00							4.00				8	\$ 1,440.00
	9.2	Instrumentation and Electrical engineers of record will conduct the final walk through to confirm and verify the completion of the punch list								4.00					4	\$ 540.00
	10	Construction record drawings														
	10.1	Review contractor's redlines at each pay request.		8.00		8.00				10.00					26	\$ 4,230.00
	10.2	Update construction record drawings.		8.00				4.00	4.00		4.00	8.00			28	\$ 4,320.00
	10.3	At the end of the construction, produce and submit construction record drawings for JEA review		8.00						12.00		24.00			44	\$ 5,700.00
	10.4	Incorporate JEA review comments and submit final.		4.00						8.00	2.00	4.00	4.00		22	\$ 2,860.00
	11	Asset Management														
	11.1	Review contractor's asset management table and equipment attribute table at end of construction.		8.00		8.00				8.00					24	\$ 3,960.00
	12	Project certification														
	12.1	FDEP		12.00				8.00	8.00				4.00	400.00	32	\$ 5,380.00
		TASK 7 LABOR FEE \$ 101,080.00		\$ 30,960.00	\$ 1,620.00	\$ 11,880.00	\$ 540.00	\$ 11,200.00	\$ 3,200.00	\$ 17,280.00	\$ 18,360.00	\$ 3,960.00	\$ 2,080.00			\$ 101,080.00
		TASK 7 HOURS 642		172	12	66	4	70	20	128	102	36	32	-	642	
		TASK 7 NOT TO EXCEED 101,680.00												\$ 600.00		\$ 101,680.00
		TOTAL BASIC SERVICES LABOR FEE \$ 300,520.00		\$ 79,380.00	\$ 51,030.00	\$ 33,480.00	\$ 8,100.00	\$ 19,520.00	\$ 7,680.00	\$ 30,240.00	\$ 33,480.00	\$ 28,380.00	\$ 9,230.00	\$ -		\$ 300,520.00
		TOTAL BASIC SERVICES HOURS 2,045		441	378	186	60	122	48	224	186	258	142	-	2,045	
		TOTAL BASIC SERVICES 304,020.00												\$ 3,500.00		\$ 304,020.00
		SUE: M&C/ADS \$ 18,000.00														\$ -
		SITE: PITTMAN LANDSCAPE ARCHITECTURE \$ 9,800.00														\$ 18,000.00
																\$ 9,800.00
																\$ -
		TOTAL SUBCONSULTANT FEES (IN ADDITION TO TASKS 1 THROUGH 5) \$ 27,800.00														\$ 27,800.00
		TOTAL BASIC SERVICES \$ 304,020.00		\$ 79,380.00	\$ 51,030.00	\$ 33,480.00	\$ 8,100.00	\$ 19,520.00	\$ 7,680.00	\$ 30,240.00	\$ 33,480.00	\$ 28,380.00	\$ 9,230.00	\$ 3,500.00	2045.00	\$ 304,020.00
		TOTAL SUBCONSULTANT FEES \$ 27,800.00		0	0	0	0	0	0	0	0	0	0	0	0	\$ 27,800.00
		TOTAL PROJECT FEES \$ 331,820.00														\$ 331,820.00



Formal Bid and Award System

Award #8 April 13, 2023

Type of Award Request: REQUEST FOR PROPOSAL (RFP)
Request #: 679
Requestor Name: Breadon, William A. - Project Administrator Senior Construction
Requestor Phone: (904) 665-4285
Project Title: Westside Service Center Glove Lab and Admin Building Design Services
Project Number: 8007048
Project Location: JEA
Funds: Capital
Business Unit Estimate: \$200,000.00

Scope of Work:

The scope of work includes engineering services for the design and construction of the Westside Service Center (WSSC) Glove Lab and Administration Building located at 6727 Broadway Avenue, Jacksonville, Florida. The new building will be located along the fence line on the southeast corner near building 6. The new facility will include administrative office space, updated lab, and a larger conference room for staff meetings.

JEA IFB/RFP/State/City/GSA#: 1411045446
Purchasing Agent: Selders, Elaine Lynn
Is this a ratification?: NO

RECOMMENDED AWARDEE(S):

Name	Contact Name	Email	Address	Phone	Amount
PQH GROUP DESIGN, INC.	Robert Hoenshel	hoenshelr@pqh.com	4141 Southpoint Drive East Jacksonville, Florida 32216	(904) 224-0001	\$171,900.00

Amount for entire term of Contract/PO: \$171,900.00
Award Amount for remainder of this FY: \$143,150.00 (Remaining \$28,750.00 for services during construction)
Length of Contract/PO Term: Project Completion
Begin Date (mm/dd/yyyy): 05/01/2023
End Date (mm/dd/yyyy): Project Completion (Expected by 10/31/2023 for design)
JSEB Requirement: Evaluation Criteria (10% Goal)
Comments on JSEB Requirements:
 PQH Group Design, Inc. is a JSEB Firm.

PROPOSER:

Name	Amount	Rank
PQH GROUP DESIGN, INC.	\$171,900.00	1

Background/Recommendations:

Advertised on 01/12/2023. Eight (8) companies attended the mandatory pre-proposal meeting held on 01/20/2023. PQH notified JEA that they had attempted to submit their response but had Zycus issues. The original due date for this RFP was 02/07/2023 but no responses were received. The bid due date was extended by two weeks and the pre-proposal attendees were contacted regarding their intent to participate. JEA also removed the mandatory pre-proposal requirement and notified all companies on the original mailing list. The due date was extended by one additional week in an additional attempt to increase competition. At Proposal opening on 02/28/2023, JEA received one (1) Proposal. JEA received feedback that Proposals were not submitted due to workload issues, concerns about surrendering the contract administration and unfamiliarity with the scope of work. The decision was made to open the one response and proceed with the evaluation of the Proposal, and JEA deemed PQH Group Design, Inc. the most qualified firm to perform the work. A copy of the fee proposal is attached as backup.

The proposed fees are approximately 14% lower than the business unit estimate and has been deemed reasonable. The award amount includes the contract administration alternate from the fee proposal in the amount of \$28,750.00 for the design services during construction for a total award amount of \$171,900.00. PQH has successfully completed a similar design services project for JEA in 2022 and their rates remained the same.

1411045446 - Request approval to award a contract to PQH Group Design, Inc. for Westside Service Center Glove Lab and Admin Building Design Services in the not-to-exceed amount of \$171,900.00, subject to lawfully appropriated funds.

Manager: Poteet, Matthew D. - Manager Facilities Construction & Planning
Director: Brunell, Baley L. - Director, Facilities & Fleet Services
VP: McElroy, Alan D. - VP Supply Chain & Operations Support

APPROVALS:

	4/13/2023
Chairman, Awards Committee	Date
	4/13/2023
Budget Representative	Date

April 18, 2023

JEA
21 West Church Street, 6th Floor
Jacksonville, Florida 32202-3139

Attn: Elaine Selders, Purchasing Agent Senior
Facilities Capital Projects

Re: Westside Service Center - Glove Lab Design Services
Solicitation No.: 1411044446
Jacksonville, Florida

Dear Elaine:

We are pleased to have the opportunity to submit a proposal for our services to provide Construction Documents for the construction of the new Glove Lab of approximately 3,500 SF to be used for testing Service personnel's field equipment.

PROJECT TEAM:

Architectural:	PQH Group, Inc.
Civil:	Connelly & Wicker, Inc.
Structural, MEP:	McVeigh and Mangum Engineering, Inc.

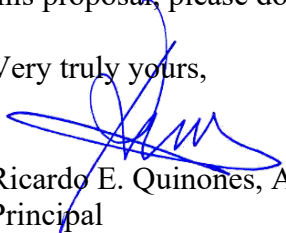
TOTAL CONTRACT PRICE: \$194,560.00

(Includes Survey \$8,250, Soil Borings \$2,530, 3rd Party Opinion of Probable Cost [OPC] \$10,560, Allowance for Civil Permitting \$1,320 & Allowance for Lift Station \$9,500. Allowance for Soft-Dig Survey \$7,150 and Construction Administration \$28,750)

Please reference the attached Proposal Conditions Summary for additional information on our understanding of the project scope and any assumptions or exclusions.

We look forward to working with JEA on this Project and should you have any questions about this proposal, please do not hesitate to call or email me directly.

Very truly yours,


Ricardo E. Quinones, AIA, LEED AP BD+C
Principal

REQ:RH:cbr: JEA Westside Service Center – Glove Lab Prop.
Attachments



Formal Bid and Award System

CPA 175194

Award #6 June 21, 2018

Type of Award Request: INVITATION TO NEGOTIATE (ITN)
Request #: 5161
Requestor Name: Guevarra, Larry
Requestor Phone: (904) 665-6332
Project Title: Electric Plant Scaffolding Services
Project Number: TBD
Project Location: JEA
Funds: O&M
Award Estimate: \$5,000,000.00 (budgetary estimate)

Scope of Work:

The purpose of this Invitation to Negotiate (the "ITN") is to solicit pricing and select a Company that can provide scaffolding services at the lowest price to JEA. The scaffolding to be erected will be used for the purpose of repairs, testing, inspection, or replacement of generating station components.

The scope of work includes furnishing of all supervision, labor, materials, tools, supplies, drayage, consumables, and equipment necessary to receive, unload, relocate, store, erect, test, remove, and perform any other associated operations for all materials, structures, equipment, and accessories. The scope of work includes specific work related to the Northside Generating Station (NGS) and non-specific work on a time and material basis for as-needed work elsewhere in JEA.

JEA IFB/RFP/State/City/GSA#: 076-18
Purchasing Agent: Lovgren, Rodney Dennis
Is this a Ratification?: NO

RECOMMENDED AWARDEE(S):

Name	Contact Name	Email	Address	Phone	Amount
SUNBELT RENTALS INC	Titus Bailes	pcm071@sunbeltrentals.com	301 Zoo Parkway Jacksonville FL 32226	(904) 751-7305	\$3,982,900.00

Amount for entire term of Contract/PO: \$3,982,900.00
Award Amount for remainder of this FY: \$100,000.00
Length of Contract/PO Term: Five (5) Years w/One (1) – 1 Yr. Renewal
Begin Date (mm/dd/yyyy): 07/02/2018
End Date (mm/dd/yyyy): 07/01/2023
Renewal Options: YES – One (1) – 1 Yr. Renewal
JSEB Requirement: N/A - Optional

BIDDERS:

Name	First Round	BAFO
SUNBELT RENTALS INC.	\$4,249,682.00	\$3,982,900.00
SUNBELT INDUSTRIAL CO INC.	\$6,472,757.93	\$6,472,757.93
PEN GULF, INC.	\$6,797,720.00	N/A
BRACE INTEGRATED SERVICES, INC.	\$6,921,260.00	N/A

Background/Recommendations:

Advertised 04/04/2018. Six (6) companies attended the pre-response meeting on 04/10/2018. At Response opening on 05/01/2018, JEA received four (4) Responses. Sunbelt Rentals and Sunbelt Industrial Co. were invited to submit Best and Final Offers (BAFO). JEA evaluated the companies on price only and Sunbelt Rentals is deemed the lowest Responsive and Responsible Respondent. The Response Workbooks are attached as backup.

In comparing the pricing for this award vs. JEA's current rates with Sunbelt Rentals for these services, labor and rental rates have decreased by a combined 11.4% or an estimated \$511,100.00 savings for the five (5) year term. The BAFO savings resulted in \$266,782.00 of the overall savings to JEA. The contract labor rates are fixed for the first three (3) years of the contract, with a Consumer Price Index (CPI) price adjustment allowable in subsequent years. All other rates are fixed for the five (5) year term. A spreadsheet is attached as backup for the comparison of old vs. new pricing.

076-18 - Request approval to award a five (5) year contract to Sunbelt Rentals Inc. for scaffolding services in the amount of \$3,982,900.00, subject to the availability of lawfully approved funds.

Manager: Limbaugh, Margaret Z. - Manager, Project Management
Director: Pineda, Joseph R. - Dir Electric Production Eng & Outage Svcs
VP: Brost, Mike J. - VP/GM Electric Systems

APPROVALS:

 6/21/18

Chairman, Awards Committee

Date

 6/21/18

Manager, Capital Budget Planning

Date

Operating Budgets



Formal Bid and Award System

Award #6 April 1, 2021

Type of Award Request: CONTRACT INCREASE
Requestor Name: Howard, Joshua – Mgr Electric Production
Requestor Phone: 904-665-7831
Project Title: Electric Plant Scaffolding Services
Project Number: Various
Project Location: JEA
Funds: O&M
Award Estimate: \$3,047,000.00

Scope of Work:

The purpose of this contract is for a Company to provide scaffolding services at the lowest price to JEA. The scaffolding to be erected will be used for the purpose of repairs, testing, inspection, or replacement of generating station components.

The scope of work includes furnishing of all supervision, labor, materials, tools, supplies, drayage, consumables, and equipment necessary to receive, unload, relocate, store, erect, test, remove, and perform any other associated operations for all materials, structures, equipment, and accessories. The scope of work includes specific work related to the Northside Generating Station (NGS) and non-specific work on a time and material basis for as-needed work elsewhere in JEA.

JEA IFB/RFP/State/City/GSA#: 076-18
Purchasing Agent: Lovgren, Rodney Dennis
Is this a Ratification?: NO

RECOMMENDED AWARDEE(S):

Name	Contact Name	Email	Address	Phone	Amount
SUNBELT RENTALS INC.	Titus Bailes	pcm071@sunbeltrentals.com	301 Zoo Parkway Jacksonville FL 32226	(904) 751-7305	\$3,047,000.00

Amount of Original Award: \$3,982,900.00
Date of Original Award: 06/21/2018
Contract Increase Amount: \$3,047,000.00

List of Previous Increases

Amount	Date
\$398,290.00	1/11/2021

New Not-To-Exceed Amount: \$7,428,190.00
Contract Term Five (5) Years, One (1) – 1 Yr. Renewal
Begin Date (mm/dd/yyyy): 07/02/2018

Award #3 Supporting Documents 07/11/24

End Date (mm/dd/yyyy): 07/01/2023
Renewal Options: YES – One (1) – 1 Yr. Renewal
JSEB Requirement: Optional

Background/Recommendations:

Originally bid and approved by Awards Committee on 06/21/2018 in the amount of \$3,982,900.00 to Sunbelt Rentals Inc. A copy of the original award is attached as backup.

An administrative increase of 10% was processed on 01/11/2021 in the amount of \$398,290.00.


This request is for additional funding for various scaffolding services on an as needed basis for NGS, CT outages and power generations projects through the remaining term of the contract. A specific itemization is not provided as outage support and project definitions typically do not break out scaffolding specifics on a project by project basis. Task authorizations are issued on a per project basis, pricing is based on fixed prices for specific job scopes, and Time and Materials rates for non-specific jobs based on the rates in the Bid Workbook.

It should be noted, that term based services contracts are typically not funded for the latter years of the contract. Should additional work develop during the contract term, or should JEA elect to renew the contracts, additional funding may be required. Additional increases will be processed through the Awards Committee as necessary.


Request approval to award a contract increase to Sunbelt Rentals Inc. for scaffolding services in the amount of \$3,047,000.00, for a new to exceed amount of \$7,428,190.00, subject to the availability of lawfully approved funds.

Sr. Manager: Pruitt, Chris – Sr. Manager Generation Support
Sr. Director: Kipp, James. – Sr. Dir. Generation
VP: Erixton, Ricky - VP Electric Systems

APPROVALS:

 04/01/2021

Chairman, Awards Committee **Date**

 04/01/2021

Budget Representative **Date**



Formal Bid and Award System

Award #4 October 3, 2019

Type of Award Request: INVITATION TO NEGOTIATE (ITN)
Request #: 6514
Requestor Name: Gordon, Joshua E. - Mgr Energy Contract Management
Requestor Phone: 904-665-5149
Project Title: Overhead Transmission & Distribution and Underground Distribution Construction and Maintenance Services
Project Number: 20422, 8005992
Project Location: JEA
Funds: Capital
Budget Estimate: \$44,000,000.00
Scope of Work:

The purpose of this Invitation to Negotiate (the "ITN") is to solicit pricing and select up to two (2) companies that can provide overhead and underground distribution and transmission maintenance, construction and repair services at the best value and lowest cost to JEA.

Companies may bid on overhead services or underground services or both. The award will be made on a lowest price for each scope of services. Each scope of work is briefly defined below as:

Overhead distribution and maintenance: The scope of work includes pole removal, pole delivery, neighborhood overhead to underground conversion projects, pole maintenance, pole replacement, voltage conversion, and new line construction. Work includes projects that will restore electricity and increase reliability. Immediate response in emergencies and hurricanes is required. JEA will provide all standard materials. Contractor may provide miscellaneous materials. Contractor may be required to work alongside JEA's own work forces or other contractor's work forces.

Underground distribution and maintenance: The scope of work includes construction and maintenance of distribution facilities of pre-cast and cast-in-place reinforced manholes, reinforced concrete duct banks and open trenching or directional drilled conduit. The work also includes the installation and removal of primary and secondary cables, street lights, and street light cables associated with an underground electrical distribution system. Work will also include projects that will restore electricity and increase system reliability. An immediate response in emergencies and hurricanes is required.

Work may be assigned by the following methods:

- Lump Sum Bidding by the contract holders
- Time and Materials or Unit Work on a Task Authorization method.

Individual Task Authorizations associated with this Contract will be limited to a maximum value of \$750,000.00 for all **maintenance & repair** projects for any business unit.

Individual Task Authorizations for **new construction or improvement projects** will be limited to a maximum value of \$75,000.00, pursuant to Florida Statutes.

This Service Contract will positively affect JEA Measures of Value:

- Customer Value: Maintenance programs increase operational reliability and stability
- Community Impact Value: Improved operational reliability of the plant
- Environmental Value: Improved operating equipment efficiency decreases overall impact on the

Award #3 Supporting Documents 07/11/24**JEA IFB/RFP/State/City/GSA#:**

069-19

Purchasing Agent:

Lovgren, Rodney D.

Is this a Ratification?:

NO

RECOMMENDED AWARDEE(S):

Name	Contact Name	Email	Address	Phone	Amount
SPE UTILITY CONTRACTORS FD, LLC	Sven Steuber	steuber@spepowerfd.com	8494 South County Road 39, Plant City, FL 33567	(813) 326-1099	\$20,089,154.47 (Overhead)
HEART UTILITIES OF JACKSONVILLE INC	Scott Barry	scottbarry@heartutilities.com	1180 Lane Avenue S. Jacksonville, FL 32205	(904) 695-3385	\$20,974,734.30 (Underground)

Amount for entire term of Contract/PO:

\$41,063,888.77

Award Amount for remainder of this FY:

\$6,159,583.26

Length of Contract/PO Term:

Five (5) Years, Two (2) – 1 Yr. Renewals

Begin Date (mm/dd/yyyy):

01/01/2020 (SPE); 10/30/2019 (Heart)

End Date (mm/dd/yyyy):

12/31/2024 (SPE); 10/29/2024 (Heart)

Renewal Options:

Two (2), 1 Yr. Renewals

JSEB Requirement:

N/A - Optional

BIDDERS:**OVERHEAD**

Name	First Round	BAFO	Rank
SPE UTILITY CONTRACTORS	\$20,089,491.01	\$20,089,154.47	1
PIKE ELECTRIC	\$21,455,705.98	\$21,455,705.98	2
SUMTER UTILITIES	\$23,393,283.20	\$23,393,240.60	3
C AND C POWERLINE	\$25,960,826.60	\$25,854,477.48	4
PRIMORIS T&D	\$26,229,962.55	N/A	5
WHITE ELECTRICAL	\$26,671,310.25	N/A	6
HOOVER CORPORATION	\$27,794,042.56	N/A	7
HENKELS & MCCOY	\$28,765,488.00	N/A	8
THE L.E. MEYERS CO.	\$29,593,024.24	N/A	9
EXTREME POWERLINE	\$25,000,000.00	DQ – MIN QUALS	DQ

UNDERGROUND

UNDERGROUND

Name	First Round ¹	BAFO	Rank
HEART UTILITIES OF JACKSONVILLE	\$20,747,993.25	\$20,974,734.30*	1
INFRATECH CORPORATION	\$25,551,750.74	\$24,297,911.34	2
C AND C POWERLINE	\$26,902,188.36	\$24,701,472.51	3
HENKELS & MCCOY	\$27,686,388.00	N/A	4
PRIMORIS T&D	\$32,215,718.64	N/A	5

*Heart Utilities Final Revised BAFO increased due to a JEA Forecast correction. Their initial submitted BAFO was less than their first round bid price.

Background/Recommendations:

Advertised on 04/09/2019. Twenty-three (23) companies attended the mandatory pre-response meeting held on 04/25/2019. At response opening on 05/14/2019, JEA received ten (10) Responses for overhead services and five (5) Responses for underground services. Four (4) overhead Respondents and three (3) underground Respondents were shortlisted. The shortlisted Respondents were invited to submit Best and Final Offers (BAFOs). JEA evaluated the companies on price and SPE Utilities (overhead) and Heart Utilities (underground) are deemed the lowest responsive and responsible Respondents. A copy of the Response Forms and Workbooks are attached as backup.

This award is the result of a Cascade Savings Initiative Project aimed at looking at specific areas with significant spend and potential for savings. Procurement worked the Electric System Construction & Maintenance group and identified the unit price contracts for Overhead and Underground Transmission and Distribution as an area of opportunity. It was noted that the last time these services were bid out, it had relatively low participation (four bidders for overhead, three bidders for underground), and had used a hard bid format with construction cost factors, in which JEA provided unit cost and vendors bid a cost multiplier. This time, JEA decided to use a workbook format with estimated quantities based on historical usage. JEA also used an ITN format to allow for clarifications and negotiations with short-listed Respondents. Procurement benchmarked the industry and developed a solicitation approach in line with current markets. The result is a significant savings, in a labor market that has been increasing over past three years.

Rather than cut FY20 Capital budgets, the business unit will perform capital budget reviews periodically and make adjustment as business needs change through the performance of the contract.

Contract prices will remain firm through the first year of the Contract. The Contractor must request a Consumer Price Increase (CPI) annually. Unless the Contractor and JEA make other agreements, the annual price adjustment for the Contract shall be in accordance with the Consumer Price Index for all urban consumers published monthly by the U.S. Department of Labor, Bureau of Labor Statistics.

The total cost difference is comparing the current pricing with the proposed pricing (+/-). The total sourcing savings is determined by negotiations, BAFO savings and result for this award:

- Overhead forecast savings: \$1,057,166.03 (Average 5% reduction compared to current pricing)
- Underground forecast savings: \$2,054,012.40 (Average 8.9% reduction compared to current pricing)
- Total Cost Difference Savings: \$3,111,178.43

Award #3 Supporting Documents 07/11/24

069-19 – Request approval to award a five year contract to SPE Utility in the amount of \$20,089,154.47 for Overhead Transmission & Distribution construction and repair services, and a five year contract Heart Utilities in the amount of \$20,974,734.30 Transmission and Distribution construction and repair services, for a total award amount of a not to exceed amount of \$41,063,888.77 subject to the availability of lawfully appropriated funds.

Manager: Gordon, Joshua E. - Mgr Energy Contract Management
Director: Mathews, Jeremy K. - Dir Energy Distribution
Sr. Director: Erixton, Ricky D. - Sr. Dir Transmission & Distribution
VP: Anders, Caren B. - VP/GM Energy

APPROVALS:

 10/3/19
Chairman, Awards Committee Date

 10/3/19
Manager, Operating Budgets Date

Award #3 Supporting Documents 07/11/24

Appendix B – BAFO Bid Form

069-19 Overhead and Underground Electrical Maintenance, Construction and Repair Services

Submit an electronic copy of the Bid Form and Bid Workbook (including an excel version) by email to: lovgrd@jea.com by the Best and Final Offer Due Date.

Company Name: Heart Utilities of Jacksonville, Inc.

Company's Address: 1180 Lane Avenue S Jacksonville FL 32205

License Number (if applicable)

Phone Number: 904 695-3383 FAX No: 904 695-3385 Email Address: scottbarry@heartutilities.com

BID SECURITY REQUIREMENTS

- ☐ None required
☒ Certified Check or Bond (Five Percent (5%))

TERM OF CONTRACT

- ☐ One Time Purchase
☒ Annual Requirements – 5 yrs, w/ 2, 1yr optional renewals
☐ Other, Specify -

SAMPLE REQUIREMENTS

- ☒ None required
☐ Samples required prior to Bid Opening work.
☐ Samples may be required subsequent to Bid Opening

SECTION 255.05. FLORIDA STATUTES CONTRACT BOND

- ☐ None required
☒ Bond required \$1,000,000 / year (per Item No. listed below) or value of

QUANTITIES

- ☐ Quantities indicated are exacting
☒ Quantities indicated reflect the approximate quantities to be purchased Throughout the Contract period and are subject to fluctuation in accordance with actual requirements.

INSURANCE REQUIREMENTS

Insurance required

PAYMENT DISCOUNTS

- ☐ 1% 20, net 30
☐ 2% 10, net 30
☐ 3% 5, net 30
☐ Other _____
☐ None Offered


Item No	ENTER YOUR BID FOR THE FOLLOWING	Total Bid Price
1	Overhead Distribution Services Total Bid Price (From the Bid Workbook) (Total Bid Price from Round 1 cannot be Increased in BAFO Round)	\$ No Bid
2	Underground Distribution Services Total Bid Price (From the Bid Workbook) (Total Bid Price from Round 1 cannot be Increased in BAFO Round)	\$ 20,974,734.30
3	Percent Fuel Cost for quarterly fuel adjustment invoice (see Price Adjustment in Solicitation) (Cannot be Increased in BAFO Round)	3 %

BIDDER'S CERTIFICATION

By submitting this Bid, the Bidder certifies that it has read and reviewed all of the documents pertaining to this Solicitation, that the person signing below is an authorized representative of the Bidding Company, that the Company is legally authorized to do business in the State of Florida, and that the Company maintains in active status an appropriate contractor's license for the work (if applicable). The Bidder also certifies that it complies with all sections (including but not limited to Conflict Of Interest and Ethics) of this Solicitation.

We have received addenda

1 through 7


Handwritten Signature of Authorized Officer of Company or Agent

9-12-19
Date

Edward Young, Sr. President
Printed Name and Title

Acknowledge receipt of this addendum on the Response Form

BAFO - Appendix B - Bid Workbook 069-19 JEA Overhead and Underground Electrical Maintenance, Construction and Repair Services (UNDERGROUND)							
Section & Group							
Section A or B / Group	Bid Item	JEA Standard	JEA DESCRIPTION	Unit Price	UOM	Five Year Forecast	Extended Price
SEC A / GROUP I - BORE AND JACK (OUTSIDE DOWNTOWN)	22602	DIR-BORE*1	DIRECTIONAL BORE 1" CONDUIT, LF	\$ 15.00	LF	14361	\$ 215,415.00
	22603	DIR-BORE*2	DIRECTIONAL BORE 2" CONDUIT, LF	\$ 20.00	LF	108338	\$ 2,166,760.00
	22604	DIR-BORE*3	DIRECTIONAL BORE 3" CONDUIT, LF	\$ 21.00	LF	47001	\$ 987,021.00
	22605	DIR-BORE*4	DIRECTIONAL BORE 4" CONDUIT, LF	\$ 21.00	LF	18293	\$ 384,153.00
	22625	DIR-BORE*2-4	DIRECTIONAL BORE 2-4" CONDUIT, LF	\$ 23.00	LF	27901	\$ 641,723.00
	22606	DIR-BORE*6	DIRECTIONAL BORE 6" CONDUIT, LF	\$ 26.00	LF	8100	\$ 210,600.00
	22626	DIR-BORE*2-6	DIRECTIONAL BORE 2-6" CONDUIT, LF	\$ 33.00	LF	30150	\$ 994,950.00
SEC A / GROUP II - BACKFILL (DOWNTOWN)	20102	BKFL	BACKFILL, COMPACTED, CY	\$ 32.00	CY	1	\$ 32.00
SEC A / GROUP II - BACKFILL (DOWNTOWN & OUTSIDE DOWNTOWN)	20101	BASE COURSE	BASE COURSE, CY	\$ 48.00	CY	1	\$ 48.00
	20103	BKFL-COMP	SELECT BACKFILL, COMPACTED, CY	\$ 40.00	CY	1	\$ 40.00
	20105	GROUT 1:10	GROUT, 1:10, CY	\$ 148.00	CY	1	\$ 148.00
	20110	FLOW	FLOWABLE FILL, CY	\$ 165.00	CY	805	\$ 132,825.00
SEC A / GROUP III - TRENCH (DOWNTOWN)	20201	EXC12-2	TRENCH, 12" X 2', LF	\$ 24.00	LF	1	\$ 24.00
	20202	EXC12-2-1/2	TRENCH, 12" X 2'-6", LF	\$ 25.60	LF	1	\$ 25.60
	20203	EXC12-3	TRENCH, 12" X 3', LF	\$ 27.20	LF	1	\$ 27.20
	20204	EXC12-3-1/2	TRENCH, 12" X 3'-6", LF	\$ 28.80	LF	1	\$ 28.80
	20205	EXC12-4	TRENCH, 12" X 4', LF	\$ 32.00	LF	1	\$ 32.00
	20301	EXC24-2	TRENCH, 24" X 2', LF	\$ 24.00	LF	1	\$ 24.00
	20302	EXC24-2-1/2	TRENCH, 24" X 2'-6", LF	\$ 25.60	LF	1	\$ 25.60
	20303	EXC24-3	TRENCH, 24" X 3', LF	\$ 27.20	LF	1	\$ 27.20
	20304	EXC24-3-1/2	TRENCH, 24" X 3'-6", LF	\$ 28.80	LF	1	\$ 28.80
	20305	EXC24-4	TRENCH, 24" X 4', LF	\$ 32.00	LF	1	\$ 32.00
	20306	EXC24-5	TRENCH, 24" X 5', LF	\$ 96.00	LF	1	\$ 96.00
	20401	EXC30-2	TRENCH, 30" X 2', LF	\$ 32.00	LF	1	\$ 32.00
	20402	EXC30-2-1/2	TRENCH, 30" X 2'-6", LF	\$ 36.00	LF	1	\$ 36.00
	20403	EXC30-3	TRENCH, 30" X 3', LF	\$ 40.00	LF	1	\$ 40.00
	20404	EXC30-3-1/2	TRENCH, 30" X 3'-6", LF	\$ 44.00	LF	1	\$ 44.00
	20405	EXC30-4	TRENCH, 30" X 4', LF	\$ 48.00	LF	1	\$ 48.00
	20406	EXC30-5	TRENCH, 30" X 5', LF	\$ 60.00	LF	1	\$ 60.00
	20501	EXC42-3	TRENCH, 42" X 3', LF	\$ 52.00	LF	1	\$ 52.00
	20502	EXC42-3-1/2	TRENCH, 42" X 3'-6", LF	\$ 56.00	LF	1	\$ 56.00
	20503	EXC42-4	TRENCH, 42" X 4', LF	\$ 64.00	LF	1	\$ 64.00
SEC A / GROUP III -	20504	EXC42-5	TRENCH, 42" X 5', LF	\$ 108.00	LF	1	\$ 108.00
	20505	EXC42-6	TRENCH, 42" X 6', LF	\$ 128.00	LF	1	\$ 128.00
	20506	EXC42-7	TRENCH, 42" X 7', LF	\$ 136.00	LF	1	\$ 136.00
	20507	EXC42-8	TRENCH, 42" X 8', LF	\$ 152.00	LF	1	\$ 152.00
	20508	EXC42-9	TRENCH, 42" X 9', LF	\$ 184.00	LF	1	\$ 184.00
	20509	EXC42-10	TRENCH, 42" X 10', LF	\$ 192.00	LF	1	\$ 192.00
	20510	EXC42-11	TRENCH, 42" X 11', LF	\$ 200.00	LF	1	\$ 200.00
	20511	EXC42-12	TRENCH, 42" X 12', LF	\$ 208.00	LF	1	\$ 208.00
	20512	EXC42-13	TRENCH, 42" X 13', LF	\$ 280.00	LF	1	\$ 280.00
	20513	EXC42-14	TRENCH, 42" X 14', LF	\$ 320.00	LF	1	\$ 320.00
	20601	EXC48-3-1/2	TRENCH, 48" X 3'-6", LF	\$ 36.00	LF	1	\$ 36.00
	20602	EXC48-4	TRENCH, 48" X 4', LF	\$ 104.00	LF	1	\$ 104.00
	20603	EXC48-5	TRENCH, 48" X 5', LF	\$ 112.00	LF	1	\$ 112.00

BAFO - Appendix B - Bid Workbook 069-19 JEA Overhead and Underground Electrical Maintenance, Construction and Repair Services (UNDERGROUND)							
Section & Group							
Section A or B / Group	Bid Item	JEA Standard	JEA DESCRIPTION	Unit Price	UOM	Five Year Forecast	Extended Price
TRENCH - CONTINUED (DOWNTOWN)	20604	EXC48-6	TRENCH, 48" X 6', LF	\$ 136.00	LF	1	\$ 136.00
	20605	EXC48-7	TRENCH, 48" X 7', LF	\$ 160.00	LF	1	\$ 160.00
	20606	EXC48-8	TRENCH, 48" X 8', LF	\$ 200.00	LF	1	\$ 200.00
	20607	EXC48-9	TRENCH, 48" X 9', LF	\$ 220.00	LF	1	\$ 220.00
	20608	EXC48-10	TRENCH, 48" X 10', LF	\$ 240.00	LF	1	\$ 240.00
	20609	EXC48-11	TRENCH, 48" X 11', LF	\$ 240.00	LF	1	\$ 240.00
	20610	EXC48-12	TRENCH, 48" X 12', LF	\$ 260.00	LF	1	\$ 260.00
	20611	EXC48-13	TRENCH, 48" X 13', LF	\$ 300.00	LF	1	\$ 300.00
	20612	EXC48-14	TRENCH, 48" X 14', LF	\$ 320.00	LF	1	\$ 320.00
	20701	EXC54-3-1/2	TRENCH, 54" X 3'-6", LF	\$ 60.00	LF	1	\$ 60.00
	20702	EXC54-4	TRENCH, 54" X 4', LF	\$ 100.00	LF	1	\$ 100.00
	20703	EXC54-5	TRENCH, 54" X 5', LF	\$ 140.00	LF	1	\$ 140.00
	20704	EXC54-6	TRENCH, 54" X 6', LF	\$ 160.00	LF	1	\$ 160.00
	20705	EXC54-7	TRENCH, 54" X 7', LF	\$ 180.00	LF	1	\$ 180.00
	20706	EXC54-8	TRENCH, 54" X 8', LF	\$ 200.00	LF	1	\$ 200.00
	20707	EXC54-9	TRENCH, 54" X 9', LF	\$ 220.00	LF	1	\$ 220.00
	20708	EXC54-10	TRENCH, 54" X 10', LF	\$ 240.00	LF	1	\$ 240.00
	20709	EXC54-11	TRENCH, 54" X 11', LF	\$ 260.00	LF	1	\$ 260.00
	20710	EXC54-12	TRENCH, 54" X 12', LF	\$ 280.00	LF	1	\$ 280.00
	20711	EXC54-13	TRENCH, 54" X 13', LF	\$ 320.00	LF	1	\$ 320.00
SEC A / GROUP III - TRENCH - CONTINUED (DOWNTOWN)	20712	EXC54-14	TRENCH, 54" X 14', LF	\$ 464.00	LF	1	\$ 464.00
	20801	EXC60-3-1/2	TRENCH, 60" X 3'-6", LF	\$ 60.00	LF	1	\$ 60.00
	20802	EXC60-4	TRENCH, 60" X 4', LF	\$ 80.00	LF	1	\$ 80.00
	20803	EXC60-5	TRENCH, 60" X 5', LF	\$ 120.00	LF	1	\$ 120.00
	20804	EXC60-6	TRENCH, 60" X 6', LF	\$ 144.00	LF	1	\$ 144.00
	20805	EXC60-7	TRENCH, 60" X 7', LF	\$ 168.00	LF	1	\$ 168.00
	20806	EXC60-8	TRENCH, 60" X 8', LF	\$ 208.00	LF	1	\$ 208.00
	20807	EXC60-9	TRENCH, 60" X 9', LF	\$ 232.00	LF	1	\$ 232.00
	20808	EXC60-10	TRENCH, 60" X 10', LF	\$ 264.00	LF	1	\$ 264.00
	20809	EXC60-11	TRENCH, 60" X 11', LF	\$ 296.00	LF	1	\$ 296.00
	20810	EXC60-12	TRENCH, 60" X 12', LF	\$ 360.00	LF	1	\$ 360.00
	20811	EXC60-13	TRENCH, 60" X 13', LF	\$ 432.00	LF	1	\$ 432.00
SEC A / GROUP III - TRENCH - CONTINUED (DOWNTOWN)	20812	EXC60-14	TRENCH, 60" X 14', LF	\$ 480.00	LF	1	\$ 480.00
	20901	EXC72-3-1/2	TRENCH, 72" X 3'-6", LF	\$ 120.00	LF	1	\$ 120.00
	20902	EXC72-4	TRENCH, 72" X 4', LF	\$ 144.00	LF	1	\$ 144.00
	20903	EXC72-5	TRENCH, 72" X 5', LF	\$ 240.00	LF	1	\$ 240.00
	20904	EXC72-6	TRENCH, 72" X 6', LF	\$ 280.00	LF	1	\$ 280.00
	20905	EXC72-7	TRENCH, 72" X 7', LF	\$ 320.00	LF	1	\$ 320.00
	20906	EXC72-8	TRENCH, 72" X 8', LF	\$ 448.00	LF	1	\$ 448.00
	20907	EXC72-9	TRENCH, 72" X 9', LF	\$ 464.00	LF	1	\$ 464.00
	20908	EXC72-10	TRENCH, 72" X 10', LF	\$ 472.00	LF	1	\$ 472.00
	20909	EXC72-11	TRENCH, 72" X 11', LF	\$ 480.00	LF	1	\$ 480.00
	20910	EXC72-12	TRENCH, 72" X 12', LF	\$ 488.00	LF	1	\$ 488.00
	20911	EXC72-13	TRENCH, 72" X 13', LF	\$ 504.00	LF	1	\$ 504.00
	20912	EXC72-14	TRENCH, 72" X 14', LF	\$ 520.00	LF	1	\$ 520.00
	20613	EXC48-5U	TRENCH, 48" WIDE X 5 DEEP, UNCOMPACTED, LF	\$ 120.00	LF	1	\$ 120.00

BAFO - Appendix B - Bid Workbook 069-19 JEA Overhead and Underground Electrical Maintenance, Construction and Repair Services (UNDERGROUND)							
Section & Group	Bid Item	JEA Standard	JEA DESCRIPTION	Unit Price	UOM	Five Year Forecast	Extended Price
SEC A / GROUP III - TRENCH (OUTSIDE DOWNTOWN)	20614	EXC48-5C	TRENCH, 48"WIDE X 5'DEEP, COMPACTED, LF	\$ 140.00	LF	1	\$ 140.00
	20615	EXC48-6U	TRENCH, 48"WIDE X 6'DEEP, UNCOMPACTED, LF	\$ 160.00	LF	1	\$ 160.00
	20616	EXC48-6C	TRENCH, 48"WIDE X 6'DEEP, COMPACTED, LF	\$ 240.00	LF	1	\$ 240.00
	20617	EXC48+1U	TRENCH, 48"WIDE, EA FOOT OF DEPTH BEYOND 6', UNCOMPACT, LF	\$ 100.00	LF	1	\$ 100.00
	20618	EXC48+1C	TRENCH, 48"WIDE, EA FOOT OF DEPTH BEYOND 6', COMPACT, LF	\$ 140.00	LF	1	\$ 140.00
	20619	UCT12*U	TRENCH, 12" X 4'-0" DEEP, CLASS U, LF	\$ 25.00	LF	10	\$ 250.00
	20620	UCT24*U	TRENCH, 24" X 4'-0" DEEP, CLASS U, LF	\$ 25.00	LF	1477	\$ 36,925.00
	20621	UCT36*U	TRENCH, 36" X 4'-0" DEEP, CLASS U, LF	\$ 25.00	LF	4650	\$ 116,250.00
	20622	UCT12*D	TRENCH, 12" X 4'-0" DEEP, CLASS D, LF	\$ 10.00	LF	2118	\$ 21,180.00
	20623	UCT24*D	TRENCH, 24" X 4'-0" DEEP, CLASS D, LF	\$ 25.00	LF	21238	\$ 530,950.00
SEC A / GROUP III - TRENCH - CONTINUED (OUTSIDE DOWNTOWN)	20624	UCT36*D	TRENCH, 36" X 4'-0" DEEP, CLASS D, LF	\$ 25.00	LF	21893	\$ 547,325.00
	20625	UCTC24*D	TRENCH, 24" X 4'-0" DEEP, CLASS D, COMPACTED, LF	\$ 25.00	LF	150	\$ 3,750.00
	20626	UCTC36*D	TRENCH, 36" X 4'-0" DEEP, CLASS D, COMPACTED, LF	\$ 25.00	LF	622	\$ 15,550.00
	20627	UCT_*_+1	EACH ADDITIONAL FT OF TRENCH BEYOND 4' DEPTH, LF	\$ 10.00	LF	17485	\$ 174,850.00
SEC A / GROUP IV - EXCAVATION (DOWNTOWN)	21001	EXC4X6-9	EXCAVATION, 8' X 10' X 9', EA	\$ 2,400.00	EA	1	\$ 2,400.00
	21002	EXC4X6-10	EXCAVATION, 8' X 10' X 10', EA	\$ 2,400.00	EA	1	\$ 2,400.00
	21003	EXC4X6-11	EXCAVATION, 8' X 10' X 11', EA	\$ 2,400.00	EA	1	\$ 2,400.00
	21004	EXC4X6-12	EXCAVATION, 8' X 10' X 12', EA	\$ 2,400.00	EA	1	\$ 2,400.00
	21005	EXC4X6-13	EXCAVATION, 8' X 10' X 13', EA	\$ 2,400.00	EA	1	\$ 2,400.00
	21006	EXC4X6-14	EXCAVATION, 8' X 10' X 14', EA	\$ 2,400.00	EA	1	\$ 2,400.00
	21021	EXC6X9-9	EXCAVATION, 10' X 13' X 9', EA	\$ 2,400.00	EA	1	\$ 2,400.00
	21022	EXC6X9-10	EXCAVATION, 10' X 13' X 10', EA	\$ 2,400.00	EA	1	\$ 2,400.00
	21023	EXC6X9-11	EXCAVATION, 10' X 13' X 11', EA	\$ 2,400.00	EA	1	\$ 2,400.00
	21024	EXC6X9-12	EXCAVATION, 10' X 13' X 12', EA	\$ 2,400.00	EA	1	\$ 2,400.00
	21025	EXC6X9-13	EXCAVATION, 10' X 13' X 13', EA	\$ 2,400.00	EA	1	\$ 2,400.00
	21026	EXC6X9-14	EXCAVATION, 10' X 13' X 14', EA	\$ 2,400.00	EA	1	\$ 2,400.00
	21101	EXC6X12-9	EXCAVATION, 10' X 16' X 9', EA	\$ 2,400.00	EA	1	\$ 2,400.00
	21102	EXC6X12-10	EXCAVATION, 10' X 16' X 10', EA	\$ 2,400.00	EA	1	\$ 2,400.00
	21103	EXC6X12-11	EXCAVATION, 10' X 16' X 11', EA	\$ 2,400.00	EA	1	\$ 2,400.00
	21104	EXC6X12-12	EXCAVATION, 10' X 16' X 12', EA	\$ 2,400.00	EA	1	\$ 2,400.00
	21105	EXC6X12-13	EXCAVATION, 10' X 16' X 13', EA	\$ 2,400.00	EA	1	\$ 2,400.00
	21106	EXC6X12-14	EXCAVATION, 10' X 16' X 14', EA	\$ 2,400.00	EA	1	\$ 2,400.00
	21107	EXC6X12-15	EXCAVATION, 10' X 16' X 15', EA	\$ 2,400.00	EA	1	\$ 2,400.00
	21201	EXC8X12-9	EXCAVATION, 12' X 16' X 9', EA	\$ 2,400.00	EA	1	\$ 2,400.00
	21202	EXC8X12-10	EXCAVATION, 12' X 16' X 10', EA	\$ 2,400.00	EA	1	\$ 2,400.00
	21203	EXC8X12-11	EXCAVATION, 12' X 16' X 11', EA	\$ 2,400.00	EA	1	\$ 2,400.00
	21204	EXC8X12-12	EXCAVATION, 12' X 16' X 12', EA	\$ 2,400.00	EA	1	\$ 2,400.00
	21205	EXC8X12-13	EXCAVATION, 12' X 16' X 13', EA	\$ 2,400.00	EA	1	\$ 2,400.00
	21206	EXC8X12-14	EXCAVATION, 12' X 16' X 14', EA	\$ 2,400.00	EA	1	\$ 2,400.00
	21207	EXC8X12-15	EXCAVATION, 12' X 16' X 15', EA	\$ 2,400.00	EA	1	\$ 2,400.00
	21301	EXC8X16-12	EXCAVATION, 12' X 20' X 12', EA	\$ 2,400.00	EA	1	\$ 2,400.00
	21302	EXC8X16-13	EXCAVATION, 12' X 20' X 13', EA	\$ 2,400.00	EA	1	\$ 2,400.00

Section & Group	BAFO - Appendix B - Bid Workbook 069-19 JEA Overhead and Underground Electrical Maintenance, Construction and Repair Services (UNDERGROUND)						
	Bid Item	JEA Standard	JEA DESCRIPTION	Unit Price	UOM	Five Year Forecast	Extended Price
SEC A / GROUP V - MANHOLES (DOWNTOWN)	21303	EXC8X16-14	EXCAVATION, 12' X 20' X 14', EA	\$ 2,400.00	EA	1	\$ 2,400.00
	21304	EXC8X16-15	EXCAVATION, 12' X 20' X 15', EA	\$ 2,400.00	EA	1	\$ 2,400.00
	21711	MSET-4X6*9C	PRECAST MANHOLE, SET 4' X 6' X 6' MANHOLE 9' DEEP, CLASS I, EA	\$ 3,600.00	EA	1	\$ 3,600.00
	21712	MSET-4X6*9H	PRECAST MANHOLE, SET 4' X 6' X 6' MANHOLE 9' DEEP, CLASS II, EA	\$ 3,600.00	EA	1	\$ 3,600.00
	21721	MSET-4X6*10C	PRECAST MANHOLE, SET 4' X 6' X 6' MANHOLE 10' DEEP, CLASS I, EA	\$ 3,600.00	EA	1	\$ 3,600.00
	21722	MSET-4X6*10H	PRECAST MANHOLE, SET 4' X 6' X 6' MANHOLE 10' DEEP, CLASS II, EA	\$ 3,600.00	EA	1	\$ 3,600.00
	21731	MSET-4X6*11C	PRECAST MANHOLE, SET 4' X 6' X 6' MANHOLE 11' DEEP, CLASS I, EA	\$ 3,600.00	EA	1	\$ 3,600.00
	21732	MSET-4X6*11H	PRECAST MANHOLE, SET 4' X 6' X 6' MANHOLE 11' DEEP, CLASS II, EA	\$ 3,600.00	EA	1	\$ 3,600.00
	21741	MSET-4X6*12C	PRECAST MANHOLE, SET 4' X 6' X 6' MANHOLE 12' DEEP, CLASS I, EA	\$ 3,600.00	EA	1	\$ 3,600.00
	21742	MSET-4X6*12H	PRECAST MANHOLE, SET 4' X 6' X 6' MANHOLE 12' DEEP, CLASS II, EA	\$ 3,600.00	EA	1	\$ 3,600.00

BAFO - Appendix B - Bid Workbook 069-19 JEA Overhead and Underground Electrical Maintenance, Construction and Repair Services (UNDERGROUND)							
Section & Group	Bid Item	JEA Standard	JEA DESCRIPTION	Unit Price	UOM	Five Year Forecast	Extended Price
SEC A / GROUP V - MANHOLES (DOWNTOWN)	21751	MSET-6X9*9C	PRECAST MANHOLE, SET 6' X 9' X 7' MANHOLE 9' DEEP, CLASS I, EA	\$ 3,600.00	EA	1	\$ 3,600.00
	21752	MSET-6X9*9H	PRECAST MANHOLE, SET 6' X 9' X 7' MANHOLE 9' DEEP, CLASS II, EA	\$ 3,600.00	EA	1	\$ 3,600.00
	21761	MSET-6X9*10C	PRECAST MANHOLE, SET 6' X 9' X 7' MANHOLE 10' DEEP, CLASS I, EA	\$ 3,600.00	EA	1	\$ 3,600.00
	21762	MSET-6X9*10H	PRECAST MANHOLE, SET 6' X 9' X 7' MANHOLE 10' DEEP, CLASS II, EA	\$ 3,600.00	EA	1	\$ 3,600.00
	21771	MSET-6X9*11C	PRECAST MANHOLE, SET 6' X 9' X 7' MANHOLE 11' DEEP, CLASS I, EA	\$ 3,600.00	EA	1	\$ 3,600.00
	21772	MSET-6X9*11H	PRECAST MANHOLE, SET 6' X 9' X 7' MANHOLE 11' DEEP, CLASS II, EA	\$ 3,600.00	EA	1	\$ 3,600.00
	21781	MSET-6X9*12C	PRECAST MANHOLE, SET 6' X 9' X 7' MANHOLE 12' DEEP, CLASS I, EA	\$ 3,600.00	EA	1	\$ 3,600.00
	21782	MSET-6X9*12H	PRECAST MANHOLE, SET 6' X 9' X 7' MANHOLE 12' DEEP, CLASS II, EA	\$ 3,600.00	EA	1	\$ 3,600.00
	21811	MSET-6X12*10C	PRECAST MANHOLE, SET 6' X 12' X 7' MANHOLE 10' DEEP, CLASS I, EA	\$ 6,400.00	EA	1	\$ 6,400.00
	21812	MSET-6X12*10H	PRECAST MANHOLE, SET 6' X 12' X 7' MANHOLE 10' DEEP, CLASS II, EA	\$ 6,400.00	EA	1	\$ 6,400.00
	21821	MSET-6X12*11C	PRECAST MANHOLE, SET 6' X 12' X 7' MANHOLE 11' DEEP, CLASS I, EA	\$ 6,400.00	EA	1	\$ 6,400.00
	21822	MSET-6X12*11H	PRECAST MANHOLE, SET 6' X 12' X 7' MANHOLE 11' DEEP, CLASS II, EA	\$ 6,400.00	EA	1	\$ 6,400.00
	21831	MSET-6X12*12C	PRECAST MANHOLE, SET 6' X 12' X 7' MANHOLE 12' DEEP, CLASS I, EA	\$ 6,400.00	EA	1	\$ 6,400.00
	21832	MSET-6X12*12H	PRECAST MANHOLE, SET 6' X 12' X 7' MANHOLE 12' DEEP, CLASS II, EA	\$ 6,400.00	EA	1	\$ 6,400.00
	21841	MSET-6X12*13C	PRECAST MANHOLE, SET 6' X 12' X 7' MANHOLE 13' DEEP, CLASS I, EA	\$ 6,400.00	EA	1	\$ 6,400.00
	21842	MSET-6X12*13H	PRECAST MANHOLE, SET 6' X 12' X 7' MANHOLE 13' DEEP, CLASS II, EA	\$ 6,400.00	EA	1	\$ 6,400.00
	21911	MSET-6X12X10*13C	PRECAST MANHOLE, SET 6' X 12' X 10' MANHOLE 13' DEEP, CLASS I, EA	\$ 7,200.00	EA	1	\$ 7,200.00
	21912	MSET-6X12X10*13H	PRECAST MANHOLE, SET 6' X 12' X 10' MANHOLE 13' DEEP, CLASS II, EA	\$ 7,200.00	EA	1	\$ 7,200.00
SEC A / GROUP V - MANHOLES - CONTINUED (DOWNTOWN)	21921	MSET-6X12X10*14C	PRECAST MANHOLE, SET 6' X 12' X 10' MANHOLE 14' DEEP, CLASS I, EA	\$ 7,200.00	EA	1	\$ 7,200.00
	21922	MSET-6X12X10*14H	PRECAST MANHOLE, SET 6' X 12' X 10' MANHOLE 14' DEEP, CLASS II, EA	\$ 7,200.00	EA	1	\$ 7,200.00
	21931	MSET-6X12X10*15C	PRECAST MANHOLE, SET 6' X 12' X 10' MANHOLE 15' DEEP, CLASS I, EA	\$ 7,200.00	EA	1	\$ 7,200.00
	21932	MSET-6X12X10*15H	PRECAST MANHOLE, SET 6' X 12' X 10' MANHOLE 15' DEEP, CLASS II, EA	\$ 7,200.00	EA	1	\$ 7,200.00
	21941	MSET-6X12X10*16C	PRECAST MANHOLE, SET 6' X 12' X 10' MANHOLE 16' DEEP, CLASS I, EA	\$ 7,200.00	EA	1	\$ 7,200.00
	21942	MSET-6X12X10*16H	PRECAST MANHOLE, SET 6' X 12' X 10' MANHOLE 16' DEEP, CLASS II, EA	\$ 7,200.00	EA	1	\$ 7,200.00
	22011	MSET-8X12*10C	PRECAST MANHOLE, SET 8' X 12' X 7' MANHOLE 10' DEEP, CLASS I, EA	\$ 6,400.00	EA	1	\$ 6,400.00
	22012	MSET-8X12*10H	PRECAST MANHOLE, SET 8' X 12' X 7' MANHOLE 10' DEEP, CLASS II, EA	\$ 6,400.00	EA	1	\$ 6,400.00

BAFO - Appendix B - Bid Workbook 069-19 JEA Overhead and Underground Electrical Maintenance, Construction and Repair Services (UNDERGROUND)							
Section & Group							
Section A or B / Group	Bid Item	JE A Standard	JE A DESCRIPTION	Unit Price	UOM	Five Year Forecast	Extended Price
	22021	MSET-8X12*11C	PRECAST MANHOLE, SET 8' X 12' X 7' MANHOLE 11' DEEP, CLASS I, EA	\$ 6,400.00	EA	1	\$ 6,400.00
	22022	MSET-8X12*11H	PRECAST MANHOLE, SET 8' X 12' X 7' MANHOLE 11' DEEP, CLASS II, EA	\$ 6,400.00	EA	1	\$ 6,400.00
	22031	MSET-8X12*12C	PRECAST MANHOLE, SET 8' X 12' X 7' MANHOLE 12' DEEP, CLASS I, EA	\$ 6,400.00	EA	1	\$ 6,400.00
	22032	MSET-8X12*12H	PRECAST MANHOLE, SET 8' X 12' X 7' MANHOLE 12' DEEP, CLASS II, EA	\$ 6,400.00	EA	1	\$ 6,400.00
	22041	MSET-8X12*13C	PRECAST MANHOLE, SET 8' X 12' X 7' MANHOLE 13' DEEP, CLASS I, EA	\$ 6,400.00	EA	1	\$ 6,400.00
	22042	MSET-8X12*13H	PRECAST MANHOLE, SET 8' X 12' X 7' MANHOLE 13' DEEP, CLASS II, EA	\$ 6,400.00	EA	1	\$ 6,400.00
	22111	MSET-8X16*10C	PRECAST MANHOLE, SET 8' X 16' X 7' MANHOLE 10' DEEP, CLASS I, EA	\$ 7,200.00	EA	1	\$ 7,200.00
	22112	MSET-8X16*10H	PRECAST MANHOLE, SET 8' X 16' X 7' MANHOLE 10' DEEP, CLASS II, EA	\$ 7,200.00	EA	1	\$ 7,200.00
	22121	MSET-8X16*11C	PRECAST MANHOLE, SET 8' X 16' X 7' MANHOLE 11' DEEP, CLASS I, EA	\$ 7,200.00	EA	1	\$ 7,200.00
	22122	MSET-8X16*11H	PRECAST MANHOLE, SET 8' X 16' X 7' MANHOLE 11' DEEP, CLASS II, EA	\$ 7,200.00	EA	1	\$ 7,200.00
	22131	MSET-8X16*12C	PRECAST MANHOLE, SET 8' X 16' X 7' MANHOLE 12' DEEP, CLASS I, EA	\$ 7,200.00	EA	1	\$ 7,200.00
	22132	MSET-8X16*12H	PRECAST MANHOLE, SET 8' X 16' X 7' MANHOLE 12' DEEP, CLASS II, EA	\$ 7,200.00	EA	1	\$ 7,200.00
SEC A / GROUP V - MANHOLES - CONTINUED (DOWNTOWN)	22141	MSET-8X16*13C	PRECAST MANHOLE, SET 8' X 16' X 7' MANHOLE 13' DEEP, CLASS I, EA	\$ 7,200.00	EA	1	\$ 7,200.00
	22142	MSET-8X16*13H	PRECAST MANHOLE, SET 8' X 16' X 7' MANHOLE 13' DEEP, CLASS II, EA	\$ 7,200.00	EA	1	\$ 7,200.00
	22151	MSET-8X16*14C	PRECAST MANHOLE, SET 8' X 16' X 7' MANHOLE 14' DEEP, CLASS I, EA	\$ 7,200.00	EA	1	\$ 7,200.00
	22152	MSET-8X16*14H	PRECAST MANHOLE, SET 8' X 16' X 7' MANHOLE 14' DEEP, CLASS II, EA	\$ 7,200.00	EA	1	\$ 7,200.00
	23911	MSET-PVC-MH*C	MANHOLE, PVC, CLASS I, INSTALL, EA	\$ 900.00	EA	1	\$ 900.00
	23912	MSET-PVC-MH*H	MANHOLE, PVC, CLASS II, INSTALL, EA	\$ 1,200.00	EA	1	\$ 1,200.00
	23913	MSET-PVC-MH*C	MANHOLE, PVC, CLASS I, REMOVE, EA	\$ 680.00	EA	1	\$ 680.00
	23914	MSET-PVC-MH*H	MANHOLE, PVC, CLASS II, REMOVE, EA	\$ 1,200.00	EA	1	\$ 1,200.00
SEC A / GROUP V - MANHOLES (OUTSIDE DOWNTOWN)	21743	SET-4X6	SET 4'X 6' PRECAST CONCRETE MANHOLE, EA	\$ 6,500.00	EA	2	\$ 13,000.00
	21783	SET-6X9	SET 6'X 9' PRECAST CONCRETE MANHOLE, EA	\$ 8,500.00	EA	2	\$ 17,000.00
	21843	SET-6X12	SET 6'X 12' PRECAST CONCRETE MANHOLE, EA	\$ 10,500.00	EA	2	\$ 21,000.00
	21844	SET-8X12	SET 8'X12' PRECAST CONCRETE MANHOLE, EA	\$ 12,500.00	EA	2	\$ 25,000.00
	23915	SET-PVC-MH	SET 36"X 60"X 36" POLYMER CONCRETE MANHOLE, EA	\$ 200.00	EA	197	\$ 39,400.00
	23916	REM-PVC-MH	REMOVE PVC MANHOLE, EA	\$ 850.00	EA	48	\$ 40,800.00

BAFO - Appendix B - Bid Workbook 069-19 JEA Overhead and Underground Electrical Maintenance, Construction and Repair Services (UNDERGROUND)							
Section & Group							
Section A or B / Group	Bid Item	JE A Standard	JE A DESCRIPTION	Unit Price	UOM	Five Year Forecast	Extended Price
SEC A / GROUP VI - CAST-IN-PLACE MANHOLES (DOWNTOWN)	21502	REBAR-L	REBAR, #6-#10, LONGITUDINAL IN CONDUIT, LB	\$ 2.00	LB	1	\$ 2.00
	21503	REBAR-T	REBAR, #6-#7, TRANSVERSE IN CONDUIT, LB	\$ 2.00	LB	1	\$ 2.00
	21600	PULL-IRONS	PULLING IRONS, INSTALL, EA	\$ 112.00	EA	1	\$ 112.00
	22301	FORM-PC	FORMS, PILE CAP, SFCA	\$ 16.00	SFCA	1	\$ 16.00
	22303	FORM-WALL	FORM, REGULAR WALL, SFCA	\$ 24.00	SFCA	1	\$ 24.00
	22304	FORM-WC	FORM, PILASTERED COLUMN, WALL, SFCA	\$ 20.80	SFCA	1	\$ 20.80
	22305	FORM-TOP-1	FORM, ELEVATED FLAT SLAB, SFCA	\$ 17.60	SFCA	1	\$ 17.60
	22306	FORM-TOP-2	FORM, ELEVATED TWO-WAY BEAM AND SLAB, SFCA	\$ 17.60	SFCA	1	\$ 17.60
SEC A / GROUP VI - CAST-IN-PLACE MANHOLES (DOWNTOWN & OUTSIDE DOWNTOWN)	22307	FORM-CURB	FORMS, TRANSFORMER VAULT ACCESS CURB, SFCA	\$ 35.20	SFCA	1	\$ 35.20
	21401	CONC-3	CONCRETE, 3000 PSI, CY	\$ 360.00	CY	1	\$ 360.00
	21402	CONC-5	CONCRETE, 5000 PSI, CY	\$ 400.00	CY	1	\$ 400.00
	21403	CONC-3.5	CONCRETE, 3500 PSI, CY	\$ 380.00	CY	1	\$ 380.00
	21501	REBAR-S	REBAR, #3-#8 FOR CAST-IN PLACE STRUCTURES, LB	\$ 3.20	LB	1	\$ 3.20
	22302	FORM-SLAB	FORM, SLAB, SFCA	\$ 12.80	SFCA	1	\$ 12.80
	23103	SEAL-DUCT1	SEAL DUCT UP TO 6" IN DIAMETER, EA	\$ 40.00	EA	1	\$ 40.00
	23104	SEAL-DUCT2	SEAL DUCT 7" TO 18" IN DIAMETER, EA	\$ 160.00	EA	1	\$ 160.00
GROUP VII - MANHOLE NECKS (DOWNTOWN & OUTSIDE DOWNTOWN)	23105	SEAL-DUCT3	SEAL DUCT 19" TO 36" IN DIAMETER, EA	\$ 320.00	EA	1	\$ 320.00
	22401	BLD-MH-NECK	MANHOLE NECK, INSTALL, EA	\$ 360.00	EA	1	\$ 360.00
	22405	ADJ-MH-NT	ADJUST NON-TRAFFIC BEARING MANHOLE COVER, EA	\$ 720.00	EA	1	\$ 720.00
	22406	ADJ-MH-T	ADJUST TRAFFIC BEARING MANHOLE COVER, EA	\$ 960.00	EA	1	\$ 960.00
	22407	ADD-BRICK	ADDITIONAL COURSE OF BRICK, EA	\$ 200.00	EA	1	\$ 200.00
	22408	ADJ-MH-MILL-A	ADJUST MANHOLE COVER AFTER MILL, EA	\$ 760.00	EA	1	\$ 760.00
	22409	ADJ-MH-MILL-B	ADJUST MANHOLE COVER BEFORE MILL, EA	\$ 760.00	EA	1	\$ 760.00
	22410	REP-BFLY-SP	REPLACE BUTTERFLY MANHOLE ROOF, EA	\$ 1,500.00	EA	1	\$ 1,500.00
SEC A / GROUP VIII - DIRECT BURIED DUCT (DOWNTOWN & OUTSIDE DOWNTOWN)	22510	UC*_	INSTALL OR REMOVE CONDUIT, PVC OR STEEL, LF	\$ 0.25	LF	29140	\$ 7,285.00
	22511	UC*_	INSTALL OR REMOVE CONDUIT, PVC OR STEEL, LF	\$ 0.25	LF	78428	\$ 19,607.00
	22512	UCL9*_ , UCL4*_	INSTALL OR REMOVE CONDUIT ELBOW, PVC OR STEEL, EA	\$ 90.00	EA	2507	\$ 225,630.00
	22513	UCL9*_ , UCL4*_	INSTALL OR REMOVE CONDUIT ELBOW, PVC OR STEEL, EA	\$ 90.00	EA	1300	\$ 117,000.00
	22701	DB-2/2-4	DUCT BANK, DIRECT BURY, 4", 2 HIGH X 2 WIDE, LF	\$ 36.00	LF	1	\$ 36.00
	22702	DB-2/3-4	DUCT BANK, DIRECT BURY, 4", 2 HIGH X 3 WIDE, LF	\$ 44.00	LF	1	\$ 44.00
	22703	DB-2/4-4	DUCT BANK, DIRECT BURY, 4", 2 HIGH X 4 WIDE, LF	\$ 52.00	LF	1	\$ 52.00
	22704	DB-2/5-4	DUCT BANK, DIRECT BURY, 4", 2 HIGH X 5 WIDE, LF	\$ 60.00	LF	1	\$ 60.00
	22705	DB-3/3-4	DUCT BANK, DIRECT BURY, 4", 3 HIGH X 3 WIDE, LF	\$ 68.00	LF	1	\$ 68.00
	22711	DB-2/2-6	DUCT BANK, DIRECT BURY, 6", 2 HIGH X 2 WIDE, LF	\$ 52.00	LF	1	\$ 52.00
	22712	DB-2/3-6	DUCT BANK, DIRECT BURY, 6", 2 HIGH X 3 WIDE, LF	\$ 60.00	LF	1	\$ 60.00

BAFO - Appendix B - Bid Workbook 069-19 JEA Overhead and Underground Electrical Maintenance, Construction and Repair Services (UNDERGROUND)							
Section & Group	Bid Item	JEA Standard	JEA DESCRIPTION	Unit Price	UOM	Five Year Forecast	Extended Price
Section A or B / Group	22713	DB-2/4-6	DUCT BANK, DIRECT BURY, 6", 2 HIGH X 4 WIDE, LF	\$ 68.00	LF	1	\$ 68.00
	22714	DB-2/5-6	DUCT BANK, DIRECT BURY, 6", 2 HIGH X 5 WIDE, LF	\$ 76.00	LF	1	\$ 76.00
	22715	DB-3/3-6	DUCT BANK, DIRECT BURY, 6", 3 HIGH X 3 WIDE, LF UP TO 3" DIAMETER, LF	\$ 76.00	LF	1	\$ 76.00
	22715	DB-3/3-6	DUCT BANK, DIRECT BURY, 6", 3 HIGH X 3 WIDE, LF 4" TO 6" DIAMETER, LF	\$ 76.00	LF	1	\$ 76.00
	22715	DB-3/3-6	DUCT BANK, DIRECT BURY, 6", 3 HIGH X 3 WIDE, LF UP TO 3" DIAMETER, EA	\$ 76.00	LF	1	\$ 76.00
	22715	DB-3/3-6	DUCT BANK, DIRECT BURY, 6", 3 HIGH X 3 WIDE, LF 4" TO 6" DIAMETER, EA	\$ 76.00	LF	1	\$ 76.00
SEC A / GROUP IX - CONCRETE REMOVAL (DOWNTOWN)	23011	REM-4"C	DUCT BANK, NON-REINFORCED, 1 TO 4 DUCTS, CLASS I, REMOVE, LF	\$ 96.00	LF	1	\$ 96.00
	23012	REM-4"H	DUCT BANK, NON-REINFORCED, 1 TO 4 DUCTS, CLASS II, REMOVE, LF	\$ 112.00	LF	1	\$ 112.00
	23013	REM-R4"C	DUCT BANK, REINFORCED, 1 TO 4 DUCTS, CLASS I, REMOVE, LF	\$ 112.00	LF	1	\$ 112.00
	23014	REM-R4"H	DUCT BANK, REINFORCED, 1 TO 4 DUCTS, CLASS II, REMOVE, LF	\$ 128.00	LF	1	\$ 128.00
	23021	REM-8"C	DUCT BANK, NON-REINFORCED, 5 TO 8 DUCTS, CLASS I, REMOVE, LF	\$ 112.00	LF	1	\$ 112.00
	23022	REM-8"H	DUCT BANK, NON-REINFORCED, 5 TO 8 DUCTS, CLASS II, REMOVE, LF	\$ 128.00	LF	1	\$ 128.00
	23023	REM-R8"C	DUCT BANK, REINFORCED, 5 TO 8 DUCTS, CLASS I, REMOVE, LF	\$ 144.00	LF	1	\$ 144.00
	23024	REM-R8"H	DUCT BANK, REINFORCED, 5 TO 8 DUCTS, CLASS II, REMOVE, LF	\$ 160.00	LF	1	\$ 160.00
	23031	REM-12"C	DUCT BANK, NON-REINFORCED, 9 TO 12 DUCTS, CLASS I, REMOVE, LF	\$ 144.00	LF	1	\$ 144.00
	23032	REM-12"H	DUCT BANK, NON-REINFORCED, 9 TO 12 DUCTS, CLASS II, REMOVE, LF	\$ 176.00	LF	1	\$ 176.00
	23033	REM-R12"C	DUCT BANK, REINFORCED, 9 TO 12 DUCTS, CLASS I, REMOVE, LF	\$ 200.00	LF	1	\$ 200.00
	23034	REM-R12"H	DUCT BANK, REINFORCED, 9 TO 12 DUCTS, CLASS II, REMOVE, LF	\$ 232.00	LF	1	\$ 232.00
	23041	REM-16"C	DUCT BANK, NON-REINFORCED, 13 TO 16 DUCTS, CLASS I, REMOVE, LF	\$ 200.00	LF	1	\$ 200.00
	23042	REM-16"H	DUCT BANK, NON-REINFORCED, 13 TO 16 DUCTS, CLASS II, REMOVE, LF	\$ 224.00	LF	1	\$ 224.00
	23043	REM-R16"C	DUCT BANK, REINFORCED, 13 TO 16 DUCTS, CLASS I, REMOVE, LF	\$ 260.00	LF	1	\$ 260.00
	23044	REM-R16"H	DUCT BANK, REINFORCED, 13 TO 16 DUCTS, CLASS II, REMOVE, LF	\$ 300.00	LF	1	\$ 300.00
SEC A / GROUP IX - CONCRETE REMOVAL	23051	REM-20"C	DUCT BANK, NON-REINFORCED, 17 TO 20 DUCTS, CLASS I, REMOVE, LF	\$ 340.00	LF	1	\$ 340.00
	23052	REM-20"H	DUCT BANK, NON-REINFORCED, 17 TO 20 DUCTS, CLASS II, REMOVE, LF	\$ 380.00	LF	1	\$ 380.00
	23053	REM-R20"C	DUCT BANK, REINFORCED, 17 TO 20 DUCTS, CLASS I, REMOVE, LF	\$ 400.00	LF	1	\$ 400.00
	23054	REM-R20"H	DUCT BANK, REINFORCED, 17 TO 20 DUCTS, CLASS II, REMOVE, LF	\$ 460.00	LF	1	\$ 460.00

BAFO - Appendix B - Bid Workbook 069-19 JEA Overhead and Underground Electrical Maintenance, Construction and Repair Services (UNDERGROUND)							
Section & Group	Bid Item	JEA Standard	JEA DESCRIPTION	Unit Price	UOM	Five Year Forecast	Extended Price
CONCRETE REMOVAL (DOWNTOWN)	23061	REM-30*C	DUCT BANK, NON-REINFORCED, 21 TO 30 DUCTS, CLASS I, REMOVE, LF	\$ 520.00	LF	1	\$ 520.00
	23062	REM-30*H	DUCT BANK, NON-REINFORCED, 21 TO 30 DUCTS, CLASS II, REMOVE, LF	\$ 600.00	LF	1	\$ 600.00
	23063	REM-R30*C	DUCT BANK, REINFORCED, 21 TO 30 DUCTS, CLASS I, REMOVE, LF	\$ 640.00	LF	1	\$ 640.00
	23064	REM-R30*H	DUCT BANK, REINFORCED, 21 TO 30 DUCTS, CLASS II, REMOVE, LF	\$ 720.00	LF	1	\$ 720.00
SEC A / GROUP IX - CONCRETE REMOVAL (DOWNTOWN & OUTSIDE DOWNTOWN)	22911	REM_CONC*C	NON-REINFORCED CONCRETE, CLASS I, REMOVE, CF	\$ 25.00	CF	4398	\$ 109,950.00
	22912	REM-CONC*H	NON-REINFORCED CONCRETE, CLASS II, REMOVE, CF	\$ 40.00	CF	1	\$ 40.00
	22921	REM-RECONC*C	REINFORCED CONCRETE, CLASS I, REMOVE, CF	\$ 100.00	CF	1	\$ 100.00
	22922	REM-RECONC*H	REINFORCED CONCRETE, CLASS II, REMOVE, CF	\$ 100.00	CF	1	\$ 100.00
	22923	REM-MOD-BRK	MODULAR BRICK STRUCTURE, REMOVE, CF	\$ 60.00	CF	1	\$ 60.00
	23071	MH-ABND	ABANDON MANHOLE, CF	\$ 100.00	CF	1	\$ 100.00
SEC A / GROUP X - DUCT BANK (DOWNTOWN)	23201	BLD-2/2-4	DUCT BANK, 4" DUCT, 2 HIGH BY 2 WIDE, LF	\$ 72.00	LF	1	\$ 72.00
	23202	BLD-2/3-4	DUCT BANK, 4" DUCT, 2 HIGH BY 3 WIDE, LF	\$ 80.00	LF	1	\$ 80.00
	23203	BLD-2/4-4	DUCT BANK, 4" DUCT, 2 HIGH BY 4 WIDE, LF	\$ 96.00	LF	1	\$ 96.00
	23204	BLD-2/5-4	DUCT BANK, 4" DUCT, 2 HIGH BY 5 WIDE, LF	\$ 112.00	LF	1	\$ 112.00
	23205	BLD-3/3-4	DUCT BANK, 4" DUCT, 3 HIGH BY 3 WIDE, LF	\$ 120.00	LF	1	\$ 120.00
	23206	BLD-3/4-4	DUCT BANK, 4" DUCT, 3 HIGH BY 4 WIDE, LF	\$ 128.00	LF	1	\$ 128.00
	23207	BLD-4/3-4	DUCT BANK, 4" DUCT, 4 HIGH BY 3 WIDE, LF	\$ 136.00	LF	1	\$ 136.00
	23208	BLD-4/4-4	DUCT BANK, 4" DUCT, 4 HIGH BY 4 WIDE, LF	\$ 144.00	LF	1	\$ 144.00
SEC A / GROUP X - DUCT BANK - CONTINUED (DOWNTOWN)	23301	BLD-2/2-6	DUCT BANK, 6" DUCT, 2 HIGH BY 2 WIDE, LF	\$ 96.00	LF	1	\$ 96.00
	23302	BLD-2/3-6	DUCT BANK, 6" DUCT, 2 HIGH BY 3 WIDE, LF	\$ 112.00	LF	1	\$ 112.00
	23303	BLD-2/4-6	DUCT BANK, 6" DUCT, 2 HIGH BY 4 WIDE, LF	\$ 128.00	LF	1	\$ 128.00
	23304	BLD-2/5-6	DUCT BANK, 6" DUCT, 2 HIGH BY 5 WIDE, LF	\$ 144.00	LF	1	\$ 144.00
	23305	BLD-3/3-6	DUCT BANK, 6" DUCT, 3 HIGH BY 3 WIDE, LF	\$ 160.00	LF	1	\$ 160.00
	23306	BLD-3/4-6	DUCT BANK, 6" DUCT, 3 HIGH BY 4 WIDE, LF	\$ 176.00	LF	1	\$ 176.00
	23307	BLD-4/3-6	DUCT BANK, 6" DUCT, 4 HIGH BY 3 WIDE, LF	\$ 192.00	LF	1	\$ 192.00
	23308	BLD-4/4-6	DUCT BANK, 6" DUCT, 4 HIGH BY 4 WIDE, LF	\$ 208.00	LF	1	\$ 208.00
SEC A / GROUP XI - PADS & PITS (DOWNTOWN & OUTSIDE DOWNTOWN)	23601	UPD8, 10, 11, 15	INSTALL PIT, ALL, EA	\$ 1,040.00	EA	1	\$ 1,040.00
	21847	UPDI,2,3,5	REMOVE PAD, ALL, EA	\$ 600.00	EA	20	\$ 12,000.00
	21849	PADADJ	ADJUST PAD, ALL, EA	\$ 600.00	EA	40	\$ 24,000.00
	21855	PITADJ	ADJUST PIT, ALL, EA	\$ 1,200.00	EA	2	\$ 2,400.00
	24900	UPD 1,2,3,5	INSTALL PAD, ALL, EA	\$ 600.00	EA	52	\$ 31,200.00
	24907	UPD8,10,11,15	REMOVE PIT, ALL, EA	\$ 600.00	EA	15	\$ 9,000.00
SEC A / GROUP XII - PADMOUNT EQUIPMENT (DOWNTOWN & OUTSIDE DOWNTOWN)	23604	UVGA*_, UVF_, UWGA*_, URGSA*_,	INSTALL SINGLE PHASE PADMOUNT EQUIPMENT, ALL, EA	\$ 200.00	EA	2878	\$ 575,600.00
	23605	UVGA*_, UVF_, UWGA*_, URGSA*_,	REMOVE SINGLE PHASE PADMOUNT EQUIPMENT, ALL, EA	\$ 600.00	EA	68	\$ 40,800.00
	23606	UVGA*_, UVF_, UWGA*_, URGSA*_,	RELOCATE SINGLE PHASE PADMOUNT EQUIPMENT, ALL, EA	\$ 600.00	EA	40	\$ 24,000.00
SEC A / GROUP XII -	23607	UVGC*_, UVS*, UVF_, UWGC*_, URGSA*_, UVSA*_,	RELOCATE THREE PHASE PADMOUNT EQUIPMENT, ALL, EA, UP TO 750 kVA	\$ 1,760.00	EVENT	1	\$ 1,760.00
	23608	UVGC*_, UVS*, UVF_, UWGC*_, URGSA*_, UVSA*_,	RELOCATE THREE PHASE PADMOUNT EQUIPMENT, ALL, EA, 1000 kVA TO 2500 kVA,	\$ 5,200.00	EVENT	1	\$ 5,200.00

BAFO - Appendix B - Bid Workbook 069-19 JEA Overhead and Underground Electrical Maintenance, Construction and Repair Services (UNDERGROUND)							
Section & Group							
Section A or B / Group	Bid Item	JEA Standard	JEA DESCRIPTION	Unit Price	UOM	Five Year Forecast	Extended Price
PADMOUNT EQUIPMENT-CONTINUED, (DOWNTOWN & OUTSIDE DOWNTOWN)	23609	UVGC*, UVS*, UVF, UWGC*, URG*, UVSA*	INSTALL THREE PHASE PADMOUNT EQUIPMENT, ALL, EA, UP TO 750 Kva	\$ 2,000.00	EVENT	185	\$ 370,000.00
	23610	UVGC*, UVS*, UVF, UWGC*, URG*, UVSA*	INSTALL THREE PHASE PADMOUNT EQUIPMENT, ALL, EA, 1000 KVA TO 2500 KVA	\$ 3,000.00	EVENT	8	\$ 24,000.00
	23611	UVGC*, UVS*, UVF, UWGC*, URG*, UVSA*	REMOVE THREE PHASE PADMOUNT EQUIPMENT, ALL, EA, UP TO 750 KVA	\$ 4,000.00	EVENT	13	\$ 52,000.00
	23612	UVGC*, UVS*, UVF, UWGC*, URG*, UVSA*	REMOVE THREE PHASE PADMOUNT EQUIPMENT, ALL, EA, 1000 KVA TO 2500 KVA	\$ 7,600.00	EVENT	1	\$ 7,600.00
	23811	PULL-BOX*, SERV-BOX-C*, SERV-BOX-D*, SERV-BOX-M*, PULL-BOX*, SERV-BOX-P*, SERV-BOX-C*, SERV-BOX-D*, SERV-BOX-M*	INSTALL PULL AND SERVICE BOXES, ALL, EA	\$ 250.00	EA	395	\$ 98,750.00
SEC A / GROUP XIII - PULL AND SERVICE BOXES (DOWNTOWN & OUTSIDE DOWNTOWN)	23812	PULL-BOX*, SERV-BOX-P*, SERV-BOX-C*, SERV-BOX-D*, SERV-BOX-M*	REMOVE PULL AND SERVICE BOXES, ALL, EA	\$ 150.00	EA	69	\$ 10,350.00
	23813	USP-	INSTALL PEDSTALS, ALL, EA	\$ 180.00	EA	1	\$ 180.00
	23814	USP-	REMOVE PEDSTALS, ALL, EA	\$ 100.00	EA	1	\$ 100.00
	24001	G1P,G2P	GROUND ROD ASSEMBLY, INSTALL, EA	\$ 50.00	EA	3148	\$ 157,400.00
	24002	G3P	MANHOLE BONDING GROUND, INSTALL, EA	\$ 900.00	EA	1	\$ 900.00
SEC A / GROUP XIV - GROUNDING (DOWNTOWN & OUTSIDE DOWNTOWN)	24600	REM-ASPH	ASPHALT PAVEMENT, REMOVAL, SF	\$ 4.00	SF	1	\$ 4.00
	24690	BLD-OVERLAY	ASPHALT OVERLAY LESS THAN 2" THICK, SF	\$ 6.00	SF	5272	\$ 31,632.00
	24700	BLD-ASPH	ASPHALT PAVEMENT AND LIMEROCK REPLACEMENT, SF	\$ 8.80	SF	1	\$ 8.80
	24801	REM-SW-6	CONCRETE SIDEWALK AND PAVEMENT 6" AND UNDER, REM., SF	\$ 6.40	SF	1	\$ 6.40
	24802	REM-SW+6	CONCRETE SIDEWALK AND PAVEMENT OVER 6", REMOVE, CF	\$ 30.00	CF	1	\$ 30.00
SEC A / GROUP XV - SIDEWALK AND PAVEMENT (DOWNTOWN & OUTSIDE DOWNTOWN)	24803	REM-MOD	MODULAR PAVEMENT, REMOVE, SF	\$ 10.00	SF	1	\$ 10.00
	24804	BLD-MOD	MODULAR PAVEMENT, INSTALL, SF	\$ 6.40	SF	1	\$ 6.40
	24901	BLD-4SW	CONCRETE SIDEWALK AND PAVEMENT 4" THICK, INSTALL, SF	\$ 6.40	SF	1	\$ 6.40
	24902	BLD-5SW	CONCRETE SIDEWALK AND PAVEMENT 5" THICK, INSTALL, SF	\$ 7.20	SF	1	\$ 7.20
	24903	BLD-6SW	CONCRETE SIDEWALK AND PAVEMENT 6" THICK, INSTALL, SF	\$ 8.00	SF	1	\$ 8.00
SEC A / GROUP XV - SIDEWALK AND PAVEMENT (DOWNTOWN & OUTSIDE DOWNTOWN)	25001	REM-CURB	CONCRETE CURB AND GUTTER, REMOVE, LF	\$ 17.60	LF	1	\$ 17.60
	25002	BLD-CURB	CONCRETE CURB AND GUTTER, ALL TYPES, INSTALL, LF	\$ 21.60	LF	1	\$ 21.60
	25003	REM-GCURB	GRANITE CURB REMOVAL, LF	\$ 20.00	LF	1	\$ 20.00
	25201	SAW-CONC	SAW CONCRETE, LF	\$ 6.00	LF	1	\$ 6.00
	25202	SAW-ASPH	SAW ASPHALT, LF	\$ 4.80	LF	1	\$ 4.80
SEC A / GROUP XVI - SEED AND SOD (DOWNTOWN & OUTSIDE DOWNTOWN)	25301	SEED1	RAKE, SEED, AND MULCH 1000 SQUARE FEET AND LESS, SF	\$ 2.50	SF	1	\$ 2.50
	25302	SEED2	RAKE, SEED, AND MULCH 1001 TO 5000 SQUARE FEET, SF	\$ 1.40	SF	1	\$ 1.40
	25303	SEED3	RAKE, SEED, AND MULCH 5001 SF AND ABOVE, SF	\$ 2.00	SF	1	\$ 2.00
	25304	SOD1	GRADE AND SOD 1000 SQUARE FEET AND LESS, SF	\$ 4.00	SF	1	\$ 4.00
	25305	SOD2	GRADE AND SOD 1001 SQUARE FEET AND ABOVE, SF	\$ 2.80	SF	1	\$ 2.80
	25306	SODX	REMOVE/REPLACE SOD,SF	\$ 2.80	SF	1	\$ 2.80

BAFO - Appendix B - Bid Workbook							
069-19 JEA Overhead and Underground Electrical Maintenance, Construction and Repair Services (UNDERGROUND)							
Section & Group	Bid Item	JE A Standard	JE A DESCRIPTION	Unit Price	UOM	Five Year Forecast	Extended Price
SEC A / GROUP XVII - STREET LIGHTING (DOWNTOWN & OUTSIDE DOWNTOWN)	24400	LPA01*DC, LDA01*DC	POLE AND FIXTURE, ALL OPTIONS, INSTALL OR REM., EA	\$ 760.00	EA	1	\$ 760.00
	24410	LDA01*14, LPA01*14, LPA03*14	POLE AND FIXTURE, ALL OPTIONS, INSTALL OR REM., EA	\$ 760.00	EA	1	\$ 760.00
	24420	LTDS01	POLE AND FIXTURE, ALL OPTIONS, INSTALL OR REMOVE, EA	\$ 760.00	EA	1	\$ 760.00
	24460	LDDA01	POLE BRACKET AND TWO FIXTURES, INSTALL OR REMOVE, EA	\$ 300.00	EA	15	\$ 4,500.00
	24461	LTDT01	POLE BRACKET AND TWO FIXTURES, INSTALL OR REMOVE, EA	\$ 100.00	EA	200	\$ 20,000.00
	24462	ANCBASE__	INSTALL/REMOVE ANCHOR BASE, ALL, EA	\$ 1,440.00	EA	1	\$ 1,440.00
	24471	L101U, L201U, L301U	INSTALL STREET LIGHT L101U, L201U, L301U, ALL OPTIONS, EA	\$ 1,200.00	EA	12	\$ 14,400.00
	24472	L401	INSTALL STREET LIGHT L401, ALL OPTIONS, EA	\$ 100.00	EA	3487	\$ 348,700.00
	24473	L601T, L1501T, L1601T	INSTALL STREET LIGHT SINGLE ARM L601, L1501, L1601, ALL OPTIONS, EA	\$ 100.00	EA	1115	\$ 111,500.00
	24474	L601DT, L1501DT, L1601DT	INSTALL STREET LIGHT DOUBLE ARM L601, L1501, L1601, ALL OPTIONS, EA	\$ 960.00	EA	1	\$ 960.00
	24475	L14	WALL PACK FIXTURE, ALL OPTIONS, INSTALL OR REMOVE, EA	\$ 600.00	EA	10	\$ 6,000.00
	24476	L101U, L201U, L301U, L401	REMOVE STREET LIGHT L101, L201, L301, ALL OPTIONS, EA	\$ 300.00	EA	95	\$ 28,500.00
	24470	L1601T, L601DT, L1501DT, L1601DT, L14	REMOVE STREET LIGHT& BASE, ALL, EA	\$ 300.00	EA	35	\$ 10,500.00
SEC A / GROUP XVIII - PRIMARY CABLE, PULLING, SPLICING, & TERMINATING (OUTSIDE DOWNTOWN)	24701	UVC*__	PULL SINGLE PHASE PRIMARY CABLE UP TO & INCLUDING 1/0, LF	\$ 1.50	LF	1476912	\$ 2,215,368.00
	24702	UVC*__-__	PULL THREE PHASE PRIMARY CABLE UP TO & INCLUDING 1/0, LF	\$ 4.00	LF	236155	\$ 944,620.00
	24703	UVC*_-__	PULL THREE PHASE CABLE 350 MCM & LARGER, LF	\$ 6.00	LF	71242	\$ 427,452.00
	24704	UVC*__	REMOVE SINGLE PHASE PRIMARY CABLE, ALL, LF	\$ 2.00	LF	43908	\$ 87,816.00
	24705	UVC*__	REMOVE THREE PHASE PRIMARY CABLE, ALL, LF	\$ 3.00	LF	26625	\$ 79,875.00
	24706	UVSS*__, UVSH*__	SINGLE PHASE SPLICE, UP TO AND INCLUDING 1/0 AWG, EA	\$ 100.00	EA	2582	\$ 258,200.00
	24707	UVSS*__, UVSH*__	SINGLE PHASE SPLICE, 350 MCM AND LARGER, EA	\$ 550.00	EA	327	\$ 179,850.00
	24708	UVT6*__, UVT7*, UVF6,URF6,UWF6	SINGLE PHASE TERMINATION, UP TO AND INCLUDING 1/0 AWG, EA	\$ 100.00	EA	7288	\$ 728,800.00
	24709	UVT6*__, UVT7*__	SINGLE PHASE TERMINATION, 350 MCM AND LARGER, EA	\$ 250.00	EA	140	\$ 35,000.00
	24710	UVT1*__	SINGLE PHASE RISER POLE, EA	\$ 950.00	EA	67	\$ 63,650.00
	24711	UVT2*__	TWO PHASE RISER POLE, EA	\$ 1,150.00	EA	83	\$ 95,450.00
	24712	UVT3*__	THREE PHASE 1/0 AWG RISER POLE, EA	\$ 1,250.00	EA	110	\$ 137,500.00
	24713	UVT4*350	THREE PHASE 350 MCM RISER POLE, EA	\$ 2,000.00	EA	1	\$ 2,000.00
	24714	UVT4*1000	THREE PHASE 1000 MCM RISER POLE, EA	\$ 3,000.00	EA	50	\$ 150,000.00
	24715	UVT1*__, UVT2*__, UVT3*__, UVT4*350	STRIP OUT RISER POLE - SINGLE OR MULTIPHASE - UP TO 350MCM, EA	\$ 300.00	EA	102	\$ 30,600.00
	24716	UVT4*1000	STRIP OUT RISER POLE - 1000 MCM, EA	\$ 1,300.00	EA	17	\$ 22,100.00
	24717	UVC*__	PULL THREE PHASE CABLE UP TO & INCLUDING 1/0, LF	\$ 3.20	LF	1	\$ 3.20
	24718	UVC*__	PULL THREE PHASE CABLE 400KCM & LARGER, LF	\$ 6.00	LF	1440	\$ 8,640.00

Section & Group	BAFO - Appendix B - Bid Workbook						
	069-19 JEA Overhead and Underground Electrical Maintenance, Construction and Repair Services (UNDERGROUND)						
Section A or B / Group	Bid Item	JEA Standard	JEA DESCRIPTION	Unit Price	UOM	Five Year Forecast	Extended Price
SEC A / GROUP XIX - CABLE REMOVAL (DOWNTOWN)	25601	CBL-REM1	PRIMARY, CABLE REMOVAL, UP TO 1/0, LF	\$ 3.20	LF	1	\$ 3.20
	25602	CBL-REM2	PRIMARY, CABLE REMOVAL, 1/0 TO 400 KCM, LF	\$ 4.00	LF	1	\$ 4.00
	25603	CBL-REM3	PRIMARY, CABLE REMOVAL, 401 KCM TO 750 KCM, LF	\$ 4.80	LF	1	\$ 4.80
	25604	CBL-REMS	SECONDARY, CABLE REMOVAL, 500 KCM OR SMALLER, LF	\$ 4.00	LF	1	\$ 4.00
SEC A / GROUP XX - SECONDARY CABLE, PULLING, SPLICING, & TERMINATING (DOWNTOWN)	25605	MUSC*12D	12/2 SECONDARY CABLE INSTALLATION, LF	\$ 3.00	LF	6805	\$ 20,415.00
	25606	MUSC*2	#2 COPPER SECONDARY CABLE INSTALLATION, LF	\$ 2.40	LF	1	\$ 2.40
	25607	MUSC*2/0T	2/0 TRIPLEX SECONDARY CABLE INSTALLATION, LF	\$ 3.00	LF	850	\$ 2,550.00
	25608	MUSC*4/0T	4/0 TRIPLEX SECONDARY CABLE INSTALLATION, LF	\$ 3.00	LF	340	\$ 1,020.00
SEC A / GROUP XX - SECONDARY CABLE, PULLING, SPLICING, & TERMINATING (OUTSIDE DOWNTOWN)	25612	USC*__ FO-PULL	INSTALL SECONDARY CABLE UP TO & INCLUDING 4/0 AND FIBER OPTIC CABLE, ALL, LF	\$ 1.50	LF	625638	\$ 938,457.00
	25613	USC*__	INSTALL SECONDARY CABLE 350 AND LARGER, ALL, LF	\$ 2.00	LF	4472	\$ 8,944.00
	25614	USC*__ FO-PULL	REMOVE SECONDARY CABLE UP TO & INCLUDING 4/0 AND FIBER OPTIC CABLE, ALL, LF	\$ 1.50	LF	27587	\$ 41,380.50
	25615	USC*__	REMOVE SECONDARY CABLE 350 AND LARGER, ALL, LF	\$ 2.00	LF	255	\$ 510.00
	25616	USN*__,USS-1*__, USS-SL1,USTSL, USS-SL*__,UST-2*__, USS*__,UST*__	SPlice/TERMINATE SECONDARY, INSTALL, ALL, EA	\$ 10.00	EA	18873	\$ 188,730.00

BAFO - Appendix B - Bid Workbook							
069-19 JEA Overhead and Underground Electrical Maintenance, Construction and Repair Services (UNDERGROUND)							
Section & Group	Bid Item	JEA Standard	JEA DESCRIPTION	Unit Price	UOM	Five Year Forecast	Extended Price
SEC A / GROUP XX - SECONDARY CABLE, PULLING, SPICING, & TERMINATING (OUTSIDE DOWNTOWN)	25617	USN*___, USS-1*___, USS-SL1, USTSL, USS-SL*___, UST-2*___, USS*___, UST*	REMOVE SPLICE/TERMINATION SECONDARY, ALL, EA	\$ 5.00	EA	3560	\$ 17,800.00
	25618	USRC*___, USRW*___, USRXC*___, USRXW*___, USR1XC*___, USR1XW*___, USRB*___, FO-RIS1C, FO-RIS1W	INSTALL & REMOVE UNDERGROUND SECONDARY RISER, ALL, EA	\$ 450.00	EA	150	\$ 67,500.00
SEC A / GROUP XX - SECONDARY CABLE, PULLING, SPICING, & TERMINATING	25609	USS*___, UST*___	SPLICE OR TERMINATION, SECONDARY, INSTALL, ALL, EA	\$ 135.00	EA	355	\$ 47,925.00
	25610	USS*___, UST*___	REMOVE SPLICE/TERMINATION SECONDARY, ALL, EA	\$ 5.00	EA	137	\$ 685.00
SEC A / GROUP XXI - EQUIPMENT PAINTING AND MARKING	15501		PAINT SINGLE PHASE TRANSFORMER/ENCLOSURE, ALL, EA	\$ 480.00	EA	1	\$ 480.00
	15502		PAINT THREE PHASE TRANSFORMER/ENCLOSURE, ALL, EA	\$ 600.00	EA	1	\$ 600.00
	15508	PAINT-SLP	PAINT ALUMINUM/STEEL STREET LIGHT POLE, ALL, EA	\$ 480.00	EA	1	\$ 480.00
	15509	PAINT-SLP1	PAINT L4 STREET LIGHT POLE, EA.	\$ 480.00	EA	1	\$ 480.00
SEC A / GROUP XXII - MISCELLANEOUS (DOWNTOWN & OUTSIDE DOWNTOWN)	21602	EXC1	EXCAVATE 2'X4'X60" DEEP, ALL, EA	\$ 280.00	EA	1	\$ 280.00
	21603	EXC2	EXCAVATE 4'X6'X60" DEEP, ALL, EA	\$ 450.00	EA	2	\$ 900.00
	21604	EXC3	EXCAVATE 6'X6'X60" DEEP, ALL, EA	\$ 750.00	EA	2	\$ 1,500.00
	21605	BKFL-SELECT	INSTALL SELECT BACKFILL, CU YD	\$ 30.00	CY	73	\$ 2,190.00
	21606	ISOLATION	EXCESSIVE ISOLATION, HR	\$ 160.00	HR	276	\$ 44,160.00
	21607	LOC-EX-FAC	ABNORMAL LOCATE SITUATIONS, HR	\$ 260.00	HR	179	\$ 46,540.00
	21608	UPDB	EQUIPMENT BUMPER, EA	\$ 230.00	EA	55	\$ 12,650.00
	21609	CBL-RACK	CABLE RACK, MANHOLE, INCLUDING 3 ARMS, EA	\$ 40.00	EA	1522	\$ 60,880.00
	21610	FOAM-DUCT	FOAM DUCT, INSTALL, EA	\$ 15.00	EA	245	\$ 3,675.00
SEC A / GROUP XXII - MISCELLANEOUS CONT. (DOWNTOWN & OUTSIDE DOWNTOWN)	22700	MEAS-PL-TAPE	MEASURING PULL TAPE, INSTALL, LF	\$ 1.60	LF	1	\$ 1.60
	23101	GROUT-DUCT*C	GROUT AND SEAL DUCT, CLASS I, EA	\$ 40.00	EA	1	\$ 40.00
	23102	GROUT-DUCT*H	GROUT AND SEAL DUCT, CLASS II, EA	\$ 60.00	EA	1	\$ 60.00
	23401	COUPLE-3-1/2*C	COUPLE TO 3-1/2" DUCT BANK, EA	\$ 28.00	EA	1	\$ 28.00
	23402	COUPLE-4*C	COUPLE TO 4" DUCT BANK, EA	\$ 28.00	EA	1	\$ 28.00
	23403	COUPLE-3-1/2*H	COUPLE TO 3-1/2" DUCT BANK, EA	\$ 28.00	EA	1	\$ 28.00
	23404	COUPLE-4*H	COUPLE TO 4" DUCT BANK, EA	\$ 28.00	EA	1	\$ 28.00
	23501	SPLT-DCT-4	SPLIT DUCT, 4", INSTALL, LF	\$ 30.00	LF	1	\$ 30.00
	23502	SPLT-DCT-6	SPLIT DUCT, 6", INSTALL, LF	\$ 30.00	LF	1	\$ 30.00
	23510	ROD-DUCT*2	ROD 2" DUCT, LF	\$ 1.60	LF	1	\$ 1.60
	23511	ROD-DUCT*3	ROD 3" DUCT, LF	\$ 1.60	LF	1	\$ 1.60
	23512	ROD-DUCT*4	ROD 4" DUCT/LF	\$ 1.60	LF	1	\$ 1.60
	23513	ROD-DUCT*6	ROD 6" DUCT/LF	\$ 1.60	LF	1	\$ 1.60
	24200	PUMP-MH	PUMP OUT MANHOLE, EA	\$ 200.00	EA	992	\$ 198,400.00
	24300	CLEAN-MH	CLEAN OUT MANHOLE, EA	\$ 900.00	EA	1	\$ 900.00
	25400	STUB-OUT	DRILL HOLE IN MANHOLE FOR CONDUIT STUB-OUT, ALL OPTIONS, EA	\$ 360.00	EA	1	\$ 360.00
	25500	SLUG-DUCT	PULL PROPER SIZE DUCT SLUG THRU DUCT, ALL OPTIONS, LF	\$ 3.20	LF	1	\$ 3.20
	28001		General Foreman - Straight Time	\$ 75.00	HR	1283	\$ 96,225.00
	28002		General Foreman - Time & Half (1.5 X Straight Time), Hr	\$ 156.00	HR	1	\$ 156.00

BAFO - Appendix B - Bid Workbook 069-19 JEA Overhead and Underground Electrical Maintenance, Construction and Repair Services (UNDERGROUND)							
Section & Group	Bid Item	JEA Standard	JEA DESCRIPTION	Unit Price	UOM	Five Year Forecast	Extended Price
SEC B / GROUP XXIII - L.E.M. LABOR	28003		General Foreman - Double Time (2.0 X Straight Time), Hr	\$ 208.00	HR	1	\$ 208.00
	28004		Foreman (Equip. Operator) - Straight Time, Hr	\$ 82.40	HR	1	\$ 82.40
	28005		Foreman (Equip. Operator) - Time & Half (1.5 X Straight Time), Hr	\$ 123.60	HR	1	\$ 123.60
	28006		Foreman (EQUIP. OPR.) - Double Time (2.0 X Straight Time), Hr	\$ 164.80	HR	1	\$ 164.80
	28007		Lineman - Straight Time, Hr	\$ 101.00	HR	2021	\$ 204,121.00
	28008		Lineman - Time & Half (1.5 X Straight Time), Hr	\$ 151.50	HR	2229	\$ 337,693.50
	28009		Lineman - Double Time (2 X Straight Time)	\$ 161.60	HR	1	\$ 161.60
	28010		Laborer - Straight Time	\$ 47.00	HR	17744	\$ 833,968.00
	28011		Laborer - Time & Half (1.5 X Straight Time)	\$ 70.00	HR	7681	\$ 537,670.00
	28012		Laborer - Double Time (2.0 X Straight Time)	\$ 113.60	HR	1	\$ 113.60
	28013		Foreman - Straight Time	\$ 70.00	HR	9617	\$ 673,190.00
	28014		Foreman - Time & Half (1.5 X Straight Time)	\$ 105.00	HR	2696	\$ 283,080.00
	28015		Foreman - Double Time (2.0 X Straight Time)	\$ 163.20	HR	1	\$ 163.20
	28029		Electrical Contractor, Straight Time	\$ 180.00	HR	1	\$ 180.00
SEC B / GROUP XXIV - L.E.M. EQUIPMENT	29001		Hammer for Backhoe,HR	\$ 50.00	HR	62	\$ 3,100.00
	29002		Hammer, PNEUMATIC, 80 LB,HR	\$ 18.00	HR	7	\$ 126.00
	29003		Generator, 1 TO 5.0 KW,HR	\$ 14.00	HR	5	\$ 70.00
	29004		Cutting torch and Gas,HR	\$ 15.00	HR	8	\$ 120.00
	29005		Portable Welder,HR	\$ 15.00	HR	103	\$ 1,545.00
	29006		Vibrator, Concrete,HR	\$ 8.00	HR	1	\$ 8.00
	29007		Compactor, Roller, 2 Drum 2000 LB,HR	\$ 18.40	HR	1	\$ 18.40
	29008		Air Compressor,(250 CFM HOUR),HR	\$ 20.00	HR	250	\$ 5,000.00
	29009		Truck, Flatbed, 14 Foot to 16 Foot,HR	\$ 25.00	HR	563	\$ 14,075.00
	29010		Truck, Pickup, 4 Wheel Drive, HR	\$ 15.00	HR	16090	\$ 241,350.00
	29011		Truck, Tractor 4X2,HR	\$ 64.00	HR	1	\$ 64.00
	29012		Truck, Flatbed, 14 to 16 Foot, HR	\$ 25.00	HR	487	\$ 12,175.00
	29013		Truck, Dump, 12 Yard,HR	\$ 35.00	HR	412	\$ 14,420.00
	29014		Truck, Dump, 6 Yards, HR	\$ 25.00	HR	430	\$ 10,750.00
	29015		Truck, Water, 1 Ton for Well Drilling,HR	\$ 90.00	HR	57	\$ 5,130.00
	29016		Truck, Dump, 16 Yards, HR	\$ 75.00	HR	22	\$ 1,650.00
	29017		Truck, Bucket, 42 Foot Working Height, HR	\$ 30.00	HR	3693	\$ 110,790.00
	29018		Truck, Corner/center Mount, HR	\$ 65.00	HR	358	\$ 23,270.00
	29019		Truck, Utility Line, HR	\$ 65.00	HR	101	\$ 6,565.00
	29020		Trailer, Semi Tractor, Hr	\$ 104.00	HR	1	\$ 104.00
	29021		Trailer, water tank, engine driven discharge,HR	\$ 20.00	HR	69	\$ 1,380.00
	29022		Crane, 15 Ton, HR	\$ 125.00	HR	13	\$ 1,625.00
	29023		Crane 40 Ton, HR	\$ 145.00	HR	12	\$ 1,740.00
	29024		Crane 75 Ton, HR	\$ 168.00	HR	1	\$ 168.00
	29025		Crane, 90 Ton, HR	\$ 280.00	HR	1	\$ 280.00
	29026		Backhoe, CASE 580C or Equal with Transport Trailer, Hr	\$ 30.00	HR	2259	\$ 67,770.00
	29027		Backhoe, CASE 780C or Equal with Transport Trailer, Hr	\$ 60.00	HR	1	\$ 60.00
	29028		Backhoe, Crawler Type with Transport Trailer, Hr	\$ 45.00	HR	143	\$ 6,435.00

BAFO - Appendix B - Bid Workbook 069-19 JEA Overhead and Underground Electrical Maintenance, Construction and Repair Services (UNDERGROUND)							
Section & Group							
Section A or B / Group	Bid Item	JEA Standard	JEA DESCRIPTION	Unit Price	UOM	Five Year Forecast	Extended Price
SEC B / GROUP XXIV - L.E.M. EQUIPMENT	29029		Bulldozer, D4 Cat or Equal, Hr	\$ 132.00	HR	1	\$ 132.00
	29030		Bulldozer, D6 Cat or Equal, Hr	\$ 180.00	HR	1	\$ 180.00
	29031		Tractor and Mower, Bush Hog, Hr	\$ 60.00	HR	1	\$ 60.00
	29032		Trencher, Davis 40+4 or Equal with Transport Trailer, Hr	\$ 45.00	HR	148	\$ 6,660.00
	29033		Pump, Single Diaphragm, 5 HP Minimum, Hr	\$ 15.00	HR	130	\$ 1,950.00
	29034		Pump, 4" Jet with Intake and Discharge Hose, Hr	\$ 25.00	HR	8	\$ 200.00
	29035		Pump, 6" for Well Point Operation, Hr	\$ 68.00	HR	1	\$ 68.00
	29036		Pump, 6" for Well Point Operation, Hr	\$ 4,800.00	HR	1	\$ 4,800.00
	29037		Air Compressor with One Hammer, 100 CFM Minimum, Hr	\$ 35.00	HR	10	\$ 350.00
	29038		Air Compressor, 250 CFM Hour, Hr	\$ 45.00	HR	66	\$ 2,970.00
	29043		Saw, Concrete, Walking Type, Hr	\$ 36.00	HR	1	\$ 36.00
	29044		Saw, Concrete, Handheld Type, Hr	\$ 30.00	HR	12	\$ 360.00
	29045		Trailer, Material/Equipment, 6 Wheel, Hr	\$ 10.00	HR	1863	\$ 18,630.00
	29046		Tamper, Power, 5HP Minimum, Hr	\$ 15.00	HR	57	\$ 855.00
	29047		Van, Splicer/Equipment, Hr	\$ 52.00	HR	1	\$ 52.00
	29050		GROUND PENETRATING RADAR UNIT (HR)	\$ 100.00	HR	1	\$ 100.00
	29051		Bore and Jack Equipment, Hr	\$ 640.00	HR	1	\$ 640.00
	29052		Directional Boring Equipment & Tank Truck, Hr	\$ 400.00	HR	8	\$ 3,200.00
	29053		Truck Mounted Ground Rod Driving Equipment, Hr	\$ 100.00	HR	1	\$ 100.00
	29054		Distribution Conductor Stringing Equipment	\$ 150.00	HR	7	\$ 1,050.00
	29055		Reel Carrier for Distribution Conductor	\$ 10.00	HR	1359	\$ 13,590.00
	29056		Distribution Dollie	\$ 0.80	HR	1	\$ 0.80
Total Bid Price for Underground Work (Enter This Amount on the Bid Form Page 1, line 2)							\$ 20,974,734.30

Award #3 Supporting Documents 07/11/24

069-19 Appendix B BAFO - Bid Workbook JEA Overhead Bid Workbook for Electrical Maintenance, Construction and Repair Services							
Group / Work / Type	Bid Item	JEA Standard	JEA DESCRIPTION	Unit Price	UOM	Five Year Forecast	Extended Price
Group 1: Poles - Install A. Concrete Poles / Each	1001	P.*C	0-4500 lbs. (30-45 ft. All Types, 50/3)	\$ 1,365.52	Ea	28	\$ 38,234.56
	1002	P.*C	4501-13000 lbs. (50-60/H)	\$ 1,886.00	Ea	85	\$ 160,310.00
	1003	P.*C	13001-23500 lbs. (55-65/LT, 55-65/HT)	\$ 2,100.00	Ea	45	\$ 94,500.00
	1004	P.*C	23501-31500 lbs. (70-80/HT)	\$ 2,500.00	Ea	1	\$ 2,500.00
	1005	P.*C	31501-37500 lbs. (85-90/HT, 80/XHT)	\$ 2,600.00	Ea	1	\$ 2,600.00
	1006	P.*C	37501-44500 lbs. (95-100/HT, 85/XHT)	\$ 2,700.00	Ea	1	\$ 2,700.00
	1007	P.*C	44501-54000 lbs. (105-110/HT, 90-100/XHT)	\$ 3,100.00	Ea	1	\$ 3,100.00
Group 1: Poles - Install B. Wood Poles / Each	1101	P.*W	0-1500 lbs. (30/4, 35/4, 40/4)	\$ 474.70	Ea	119	\$ 56,489.30
	1102	P.*W	1501-2500 lbs. (45/3, 50/3, 50/2)	\$ 522.75	Ea	403	\$ 210,668.25
	1103	P.*W	2501-4500 lbs. (55/1, 60/1)	\$ 606.00	Ea	88	\$ 53,328.00
	1104	P.*W	4501-5500 lbs. (65/1, 70/1)	\$ 706.00	Ea	13	\$ 9,178.00
	1105	P.*W	5501-6500 lbs. (75/1, 80/1)	\$ 848.00	Ea	1	\$ 848.00
	1106	P.*W	6501-8000 lbs. (85/1, 90/1)	\$ 848.00	Ea	1	\$ 848.00
Group 1: Poles - Remove C. Fiberglass Poles / Each	1201		0 - 500 LBS. (35 ft.)	\$ 343.40	Ea	1	\$ 343.40
Group 1: Poles - Remove D. Concrete Poles / Each	1301	P.*C	0-4500 lbs. (30-45 ft. All Types, 50/3)	\$ 604.75	Ea	1	\$ 604.75
	1302	P.*C	4501-13000 lbs. (50-60/H)	\$ 625.25	Ea	1	\$ 625.25
	1303	P.*C	13001-23500 lbs. (55-65/LT, 55-65/HT)	\$ 561.56	Ea	1	\$ 561.56
	1304	P.*C	23501-31500 lbs. (70-80/HT)	\$ 752.45	Ea	1	\$ 752.45
	1305	P.*C	31501-37500 lbs. (85-90/HT, 80/XHT)	\$ 752.45	Ea	1	\$ 752.45
	1306	P.*C	37501-44500 lbs. (95-100/HT, 85/XHT)	\$ 752.45	Ea	1	\$ 752.45
	1307	P.*C	44501-54000 lbs. (105-110/HT, 90-100/XHT)	\$ 752.45	Ea	1	\$ 752.45
Group 1: Poles - Remove E. Wood Poles / Each	1401	P.*W	0-1500 lbs. (30/4, 35/4, 40/4)	\$ 348.50	Ea	1	\$ 348.50
	1402	P.*W	1501-2500 lbs. (45/3, 50/3, 50/2)	\$ 348.50	Ea	1	\$ 348.50
	1403	P.*W	2501-4500 lbs. (55/1, 60/1)	\$ 404.00	Ea	1	\$ 404.00
	1404	P.*W	4501-5500 lbs. (65/1, 70/1)	\$ 404.00	Ea	1	\$ 404.00
	1405	P.*W	5501-6500 lbs. (75/1, 80/1)	\$ 838.30	Ea	1	\$ 838.30
	1406	P.*W	6501-8000 lbs. (85/1, 90/1)	\$ 838.30	Ea	1	\$ 838.30
	1407	OTRUSS	Remove Osmose Pole Support	\$ 242.40	Ea	1	\$ 242.40
	1250	P.35/FGLASS	Remove Fiberglass pole 0 - 500 LBS. (35 ft.)	\$ 161.60	Ea	1	\$ 161.60
	1701	SEVP	Severe Condition - Poles/Visit	\$ 627.44	Event	100	\$ 62,744.00
Group 1: Poles - Miscellaneous H	1702		Relocate Pole Crew - Use LEM rates	LEM Rate	LEM	NA	\$ -
	1703		Downtime Pole Crew - Use LEM rates	LEM Rate	LEM	NA	\$ -
	1705	DEEPER	Set Pole Deeper/Foot	\$ 20.75	Ft	593	\$ 12,304.75
	1706	JET	Jetting, Existing Poles Only/Foot	\$ 242.40	Ft	5	\$ 1,212.00
	1708	LEAN	Lean/Straighten/Rake Pole/Each	\$ 164.00	Ea	23	\$ 3,772.00
	1710	DRILL-X	Drill Hole In X-Arm/Each	\$ 20.50	Ea	40	\$ 820.00
	1711	DRILL-W	Drill Hole In Wood Pole/Each	\$ 26.65	Ea	158	\$ 4,210.70
	1712	DRILL-C	Drill Hole In Concrete Pole/Each	\$ 96.35	Ea	85	\$ 8,189.75
	1713	CUT	Cut Pole/Cut X-Arm/Each	\$ 30.75	Ea	955	\$ 29,366.25
	1715	ASPH	Cut & Remove Concrete, Asphalt/Square Foot	\$ 100.00	SF	125	\$ 12,500.00
	1716	PATCH	Patch Concrete/Asphalt/Square Foot	\$ 250.00	SF	1	\$ 250.00
	1717	OHSEED1	Rake, Seed & Mulch/Sq. Ft. (up to 100 Sq. Ft.)	\$ 70.00	Event	280	\$ 19,600.00
	1718	OHSEED2	Rake, Seed & Mulch/Sq. Ft. (101 to 500 Sq. Ft.)	\$ 80.00	Event	1500	\$ 120,000.00
	1719	OHSEED3	Rake, Seed & Mulch/Sq. Ft. (Above 500 Sq. Ft.)	\$ 250.00	Event	1	\$ 250.00
Group II Framing - Install A. Vertical Primary / Each Single Phase with Shield	2001	DA1F	Tangent to 10 Degree Angle	\$ 279.64	Ea	28	\$ 7,829.92
	2002	DA2F	10 to 30 Degree Angle	\$ 155.39	Ea	8	\$ 1,243.12
	2003	DA3F	30 to 60 Degree Angle	\$ 360.84	Ea	1	\$ 360.84
	2004	DA4F	60 to 90 Degree Corner	\$ 473.57	Ea	8	\$ 3,788.56
	2005	DA5F	Deadend	\$ 319.41	Ea	25	\$ 7,985.25
	2006	DA6F	Extension Off Deadend	\$ 391.96	Ea	3	\$ 1,175.88

Award #3 Supporting Documents 07/11/24

069-19 Appendix B BAFO - Bid Workbook JEA Overhead Bid Workbook for Electrical Maintenance, Construction and Repair Services							
Group / Work / Type	Bid Item	JEA Standard	JEA DESCRIPTION	Unit Price	UOM	Five Year Forecast	Extended Price
Group II Framing - Install A. Vertical Primary / Each Single Phase with Shield (continued)	2007	DA7F	Slackspan Deadend	\$ 380.89	Ea	8	\$ 3,047.12
	2008	DA8F	Double Deadend	\$ 588.37	Ea	15	\$ 8,825.55
	2009	DA18F	Tap Off Deadend 60 to 90 Deg.	\$ 319.82	Ea	1	\$ 319.82
	2010	DA20F	Tap Off Tangent 75 to 90 Deg.	\$ 407.97	Ea	15	\$ 6,119.55
	2011	DA21F	0 to 10 Degree Cross	\$ 429.07	Ea	1	\$ 429.07
	2012	DA22F	10 to 30 Degree Cross	\$ 358.18	Ea	1	\$ 358.18
Group II Framing - Install A. Vertical Primary / Each Single Phase without Shield	2024	DA22F-5	10 to 30 Degree Cross	\$ 292.54	Ea	1	\$ 292.54
	2023	DA21F-5	0 to 10 Degree Cross	\$ 292.13	Ea	3	\$ 876.39
	2022	DA20F-5	Tap Off Tangent 75 to 90 Deg.	\$ 283.72	Ea	13	\$ 3,688.36
	2021	DA18F-5	Tap Off Deadend 60 to 90 Deg.	\$ 525.64	Ea	1	\$ 525.64
	2020	DA8F-5	Double Deadend	\$ 525.64	Ea	15	\$ 7,884.60
	2019	DA7F-5	Slackspan Deadend	\$ 236.98	Ea	1	\$ 236.98
	2018	DA6F-5	Extension Off Deadend	\$ 330.10	Ea	5	\$ 1,650.50
	2017	DA5F-5	Deadend	\$ 319.41	Ea	38	\$ 12,137.58
	2016	DA4F-5	60 to 90 Degree Corner	\$ 473.57	Ea	13	\$ 6,156.41
	2015	DA3F-5	30 to 60 Degree Angle	\$ 124.23	Ea	8	\$ 993.84
	2014	DA2F-5	10 to 30 Degree Angle	\$ 155.39	Ea	23	\$ 3,573.97
	2013	DA1F-5	Tangent to 10 Degree Angle	\$ 153.87	Ea	55	\$ 8,462.85
	2091	DA6F-6	Neutral to Shield Transition	\$ 248.26	Ea	1	\$ 248.26
	2025	DB1F	Tangent to 10 Degree Angle	\$ 749.93	Ea	3	\$ 2,249.79
	2026	DB2F	10 to 30 Degree Angle	\$ 762.23	Ea	1	\$ 762.23
	2027	DB3F	30 to 60 Degree Angle	\$ 597.82	Ea	1	\$ 597.82
Group II Framing - Install A. Vertical Primary / Each Two Phase with Shield	2028	DB4F	60 to 90 Degree Corner	\$ 989.41	Ea	1	\$ 989.41
	2029	DB5F	Deadend	\$ 494.50	Ea	5	\$ 2,472.50
	2030	DB6F	Extension Off Deadend	\$ 670.35	Ea	1	\$ 670.35
	2031	DB7F	Slackspan Deadend	\$ 617.52	Ea	1	\$ 617.52
	2032	DB8F	Double Deadend	\$ 1,144.35	Ea	1	\$ 1,144.35
	2033	DB18F	Tap Off Deadend 60 to 90 Deg.	\$ 987.32	Ea	1	\$ 987.32
	2034	DB20F	Tap Off Tangent 75 to 90 Deg.	\$ 671.19	Ea	3	\$ 2,013.57
	2035	DB21F	0 to 10 Degree Cross	\$ 691.28	Ea	1	\$ 691.28
	2036	DB22F	10 to 30 Degree Cross	\$ 650.28	Ea	1	\$ 650.28
	2048	DB22F-5	10 to 30 Degree Cross	\$ 584.68	Ea	1	\$ 584.68
	2047	DB21F-5	0 to 10 Degree Cross	\$ 583.86	Ea	1	\$ 583.86
	2046	DB20F-5	Tap Off Tangent 75 to 90 Deg.	\$ 567.44	Ea	13	\$ 7,376.72
Group II Framing - Install A. Vertical Primary / Each Two Phase without Shield	2045	DB18F-5	Tap Off Deadend 60 to 90 Deg.	\$ 555.98	Ea	1	\$ 555.98
	2044	DB8F-5	Double Deadend	\$ 723.73	Ea	3	\$ 2,171.19
	2043	DB7F-5	Slackspan Deadend	\$ 473.20	Ea	3	\$ 1,419.60
	2042	DB6F-5	Extension Off Deadend	\$ 659.73	Ea	1	\$ 659.73
	2041	DB5F-5	Deadend	\$ 391.16	Ea	3	\$ 1,173.48
	2040	DB4F-5	60 to 90 Degree Corner	\$ 660.14	Ea	1	\$ 660.14
	2039	DB3F-5	30 to 90 Degree Angle	\$ 268.98	Ea	1	\$ 268.98
	2038	DB2F-5	10 to 30 Degree Angle	\$ 412.89	Ea	1	\$ 412.89
	2037	DB1F-5	Tangent to 10 Degree Angle	\$ 412.07	Ea	3	\$ 1,236.21
	2092	DB6F-6	Neutral to Shield Transition	\$ 227.79	Ea	1	\$ 227.79
	2049	DC1F	Tangent to 10 Degree Angle	\$ 711.35	Ea	73	\$ 51,928.55
	2050	DC2F	10 to 30 Degree Angle	\$ 857.37	Ea	53	\$ 45,440.61
Group II Framing - Install A. Vertical Primary / Each Three Phase with Shield	2051	DC3F	30 to 60 Degree Angle	\$ 775.78	Ea	1	\$ 775.78
	2052	DC4F	60 to 90 Degree Corner	\$ 1,671.06	Ea	1	\$ 1,671.06
	2053	DC5F	Deadend	\$ 670.19	Ea	38	\$ 25,467.22
	2054	DC6F	Extension Off Deadend	\$ 1,033.22	Ea	25	\$ 25,830.50
	2055	DC6F-6	Neutral To Shield Trans.	\$ 228.60	Ea	5	\$ 1,143.00
	2056	DC7F	Slackspan Deadend	\$ 936.73	Ea	1	\$ 936.73
	2057	DC7SLF	Deadend & Slack Carry Thru	\$ 1,199.54	Ea	3	\$ 3,598.62

Award #3 Supporting Documents 07/11/24

069-19 Appendix B BAFO - Bid Workbook JEA Overhead Bid Workbook for Electrical Maintenance, Construction and Repair Services							
Group / Work / Type	Bid Item	JEA Standard	JEA DESCRIPTION	Unit Price	UOM	Five Year Forecast	Extended Price
Group II Framing - Install A. Vertical Primary / Each Three Phase with Shield (continued)	2058	DC8F	Double Deadend	\$ 1,682.93	Ea	30	\$ 50,487.90
	2059	DC18F	Tap Off Deadend 60 to 90 Deg.	\$ 1,001.28	Ea	3	\$ 3,003.84
	2060	DC20F	Tap Off Tangent 75 to 90 Deg.	\$ 1,019.10	Ea	13	\$ 13,248.30
	2061	DC21F	0 to 10 Degree Cross	\$ 1,070.37	Ea	1	\$ 1,070.37
	2062	DC22F	10 to 30 Degree Cross	\$ 1,132.30	Ea	1	\$ 1,132.30
Group II Framing - Install A. Vertical Primary / Each Three Phase without Shield	2063	DC1F-5	Tangent to 10 Degree Angle	\$ 619.55	Ea	135	\$ 83,639.25
	2064	DC2F-5	10 to 30 Degree Angle	\$ 620.78	Ea	45	\$ 27,935.10
	2065	DC3F-5	30 to 60 Degree Angle	\$ 528.92	Ea	3	\$ 1,586.76
	2066	DC4F-5	60 to 90 Degree Corner	\$ 1,177.79	Ea	8	\$ 9,422.32
	2067	DC5F-5	Deadend	\$ 587.35	Ea	33	\$ 19,382.55
	2068	DC6F-5	Extension Off Deadend	\$ 992.90	Ea	10	\$ 9,929.00
	2069	DC7F-5	Slackspan Deadend	\$ 710.39	Ea	3	\$ 2,131.17
	2070	DC8F-5	Double Deadend	\$ 1,518.76	Ea	18	\$ 27,337.68
	2071	DC18F-5	Tap Off Deadend 60 to 90 Deg.	\$ 836.44	Ea	3	\$ 2,509.32
	2072	DC20F-5	Tap Off Tangent 75 to 90 Deg.	\$ 853.01	Ea	18	\$ 15,354.18
	2073	DC21F-5	0 to 10 Degree Cross	\$ 880.95	Ea	1	\$ 880.95
	2074	DC22F-5	10 to 30 Degree Cross	\$ 882.18	Ea	1	\$ 882.18
Group II Framing - Install B. Contaminated Environment / Each	2075	DA1F-2	0 TO 15 Degree Tangent (Maintenance Only)	\$ 279.64	Ea	1	\$ 279.64
	2076	DA3F-2	15 to 60 Degree Angle (Maintenance Only)	\$ 360.84	Ea	1	\$ 360.84
	2077	DA4F-2	60 to 90 Degree Corner (Maintenance Only)	\$ 433.84	Ea	1	\$ 433.84
	2078	DA5F-2	Deadend (Maintenance Only)	\$ 319.41	Ea	1	\$ 319.41
	2079	DA6F-2	Extension (Maintenance Only)	\$ 391.96	Ea	1	\$ 391.96
	2080	DA8F-2	Double Deadend (Maintenance Only)	\$ 588.38	Ea	1	\$ 588.38
	2081	DA20F-2	Tap (Maintenance Only)	\$ 407.98	Ea	1	\$ 407.98
	2082	DA22F-2	Cross (Maintenance Only)	\$ 358.18	Ea	1	\$ 358.18
	2083	VA1-2	Fog Bowl, X-Arm (Maintenance Only)	\$ 279.64	Ea	1	\$ 279.64
	2084	VA2-2	Jumper Pin (Maintenance Only)	\$ 155.39	Ea	1	\$ 155.39
	2085	DGAF-2	26.4kV Single-Phase Transformer	\$ 155.39	Ea	43	\$ 6,681.77
	2086	DGBF-2	26.4kV Two-Phase Transformer Bank	\$ 2,103.30	Ea	3	\$ 6,309.90
	2087	DGCF-2	26.4kV Three-Phase Transformer Bank	\$ 2,939.70	Ea	1	\$ 2,939.70
	2088	DUAF-2	Single-Phase Riser - Tangent	\$ 269.99	Ea	10	\$ 2,699.90
	2089	DUBF-2	Two-Phase Riser - Tangent	\$ 598.60	Ea	3	\$ 1,795.80
	2090	DUCF-2	Three-Phase Riser - Tangent	\$ 797.45	Ea	23	\$ 18,341.35
Group II Framing - Install C. Substructure / Each Primary	2101	DX1	Flying Cross	\$ 143.50	Ea	1	\$ 143.50
	2102	DX2	Flying Cross	\$ 287.00	Ea	1	\$ 287.00
	2103	DX3	Tee-Tap	\$ 246.00	Ea	1	\$ 246.00
	2104	P1	Tie Top Insulator w/Bracket	\$ 206.23	Ea	1	\$ 206.23
	2105	P1-1	Tie Top Post Insulator	\$ 164.82	Ea	1	\$ 164.82
	2106	P1-2	Tie Top - Steel Post	\$ 174.66	Ea	1	\$ 174.66
	2107	P1-3	Two Tie Top Post	\$ 129.56	Ea	1	\$ 129.56
	2108	P1-4	X-Arm Jumper Pin w/Insulator	\$ 174.66	Ea	1	\$ 174.66
	2109	P2	Clamp Top Insulator	\$ 206.64	Ea	1	\$ 206.64
	2110	P2-1	Clamp Top Post Insulator	\$ 165.23	Ea	1	\$ 165.23
	2111	P2-2	Clamp Top - Steel Post	\$ 175.07	Ea	1	\$ 175.07
	2112	P3	Suspension Insulator, 30 to 60 Degree Angle	\$ 176.10	Ea	1	\$ 176.10
	2113	P4	Suspension Insulator, Tap 60 to 90 Degree Angle	\$ 114.60	Ea	1	\$ 114.60
Group II Framing - Install C. Substructure / Each Primary (continued)	2114	P5	Suspension Insulator, Deadend 60 to 90 Degree	\$ 175.01	Ea	1	\$ 175.01
	2115	P7	Clamp Top Insulator w/Bracket, Slack Span Deadend	\$ 236.98	Ea	1	\$ 236.98
	2116	P7-1	Clamp Top Insulator, Slack Span Deadend	\$ 195.57	Ea	1	\$ 195.57
	2117	P8	Clamp or Tie Top w/ Extension Bracket	\$ 206.64	Ea	1	\$ 206.64
	2129	P9	Pole Top Bracket w/ Tie Top Insulator	\$ 192.70	Ea	1	\$ 192.70
	2118	PB	Primary Break	\$ 205.00	Ea	1	\$ 205.00

Award #3 Supporting Documents 07/11/24

069-19 Appendix B BAFO - Bid Workbook JEA Overhead Bid Workbook for Electrical Maintenance, Construction and Repair Services							
Group / Work / Type	Bid Item	JEA Standard	JEA DESCRIPTION	Unit Price	UOM	Five Year Forecast	Extended Price
Group II Framing - Install C. Substructure / Each Shield	2119	SH1	Tangent	\$ 216.48	Ea	1	\$ 216.48
	2120	SH2	Flying Angle	\$ 175.07	Ea	1	\$ 175.07
	2121	SH3	Angle	\$ 164.43	Ea	1	\$ 164.43
	2122	SH4	Corner	\$ 451.86	Ea	1	\$ 451.86
	2123	SH5	Deadend	\$ 143.93	Ea	1	\$ 143.93
	2124	SH6	Corner Deadend/Extension	\$ 195.57	Ea	1	\$ 195.57
	2125	SH8	Double Deadend/Slack Span	\$ 339.50	Ea	1	\$ 339.50
	2126	SH20	Tangent & Tap	\$ 226.75	Ea	1	\$ 226.75
	2127	SH21	Cross	\$ 188.19	Ea	1	\$ 188.19
	2128	SH30	Split Bolt Assembly	\$ 123.41	Ea	1	\$ 123.41
Group II Framing - Install D. Horizontal Primary / Each Shielded	2201	VA20	Tap Off T1 or T2	\$ 658.46	Ea	1	\$ 658.46
	2202	VA22	0 to 5 Degree Cross	\$ 252.31	Ea	1	\$ 252.31
	2203	T1	Tangent to 5 Degree Angle	\$ 811.43	Ea	1	\$ 811.43
	2204	T2	5 to 30 Degree Angle	\$ 1,000.00	Ea	1	\$ 1,000.00
	2206	T5	Deadend	\$ 760.55	Ea	1	\$ 760.55
	2205	T6	Extension Off Deadend	\$ 881.50	Ea	1	\$ 881.50
	2207	T8	Double Deadend	\$ 1,488.30	Ea	1	\$ 1,488.30
	2208	T20	Tap	\$ 834.35	Ea	1	\$ 834.35
	2209	T22	Cross Tap	\$ 867.15	Ea	1	\$ 867.15
	2210	VA20-1	X-Arm Tap Off T1 or T2	\$ 524.80	Ea	1	\$ 524.80
Group II Framing - Install D. Horizontal Primary / Each Unshielded	2211	VA20-5	Tap Off T1 or T2	\$ 281.81	Ea	1	\$ 281.81
	2212	VA22-5	0 to 5 Degree Cross	\$ 206.23	Ea	1	\$ 206.23
	2213	VB1-5	Tangent to 5 Degree Angle	\$ 414.33	Ea	1	\$ 414.33
	2214	VB2-5	5 to 30 Degree Angle	\$ 538.76	Ea	1	\$ 538.76
	2215	VB6-5	Extension Off Deadend	\$ 749.07	Ea	1	\$ 749.07
	2216	VB7-5	Deadend	\$ 433.82	Ea	1	\$ 433.82
	2217	VB8-5	Double Deadend	\$ 697.45	Ea	1	\$ 697.45
	2218	VB20-5	Tap 0 to 5 Degree Angle	\$ 607.23	Ea	1	\$ 607.23
	2219	VB22-5	0 to 5 Degree Cross	\$ 648.64	Ea	1	\$ 648.64
	2220	T1-5	Tangent to 5 Degree Angle	\$ 594.50	Ea	1	\$ 594.50
	2221	T2-5	5 to 30 Degree Angle	\$ 754.03	Ea	1	\$ 754.03
	2222	T5-5	Deadend	\$ 638.82	Ea	1	\$ 638.82
	2223	T8-5	Double Deadend	\$ 1,081.62	Ea	1	\$ 1,081.62
	2224	T6-5	Extension Off Deadend	\$ 1,170.96	Ea	1	\$ 1,170.96
	2225	T20-5	Tap	\$ 755.63	Ea	1	\$ 755.63
	2226	T22-5	0 to 5 Degree Cross Tap	\$ 874.14	Ea	1	\$ 874.14
	2227	ARM	Crossarm, Temporary	\$ 481.75	Ea	1	\$ 481.75
Group II Framing - Install E. Aerial Cable / Each	2322	AE1	Tangent to 10 Degree Angle	\$ 220.99	Ea	1	\$ 220.99
	2323	AE2	Tangent to 10 Degree Angle	\$ 220.60	Ea	1	\$ 220.60
	2324	AE3	Angle - 10 to 60 Degree Angle	\$ 220.99	Ea	1	\$ 220.99
Group II Framing - Install E. Aerial Cable / Each Single Phase	2301	KA20-F	Tap (Front of Pole) Fused (Maintenance Only)	\$ 655.00	Ea	1	\$ 655.00
	2302	KA20-1F	Tap (Back of Pole) Fused (Maintenance Only)	\$ 686.16	Ea	1	\$ 686.16
	2303	KA22-F	Double Tap Fused (Maintenance Only)	\$ 706.86	Ea	1	\$ 706.86
Group II Framing - Install E. Aerial Cable / Each Two Phase	2304	KB1	Tangent to 5 Degree Angle (Maintenance Only)	\$ 201.93	Ea	1	\$ 201.93
	2305	KB1-1	Tangent to 5 deg(w/Anti-Sway) (Maintenance Only)	\$ 233.70	Ea	1	\$ 233.70
	2306	KB2	5 to 10 Degree Angle (Maintenance Only)	\$ 304.43	Ea	1	\$ 304.43
	2307	KB3	10 to 60 Degree Angle (Maintenance Only)	\$ 684.50	Ea	1	\$ 684.50
	2308	KB4	60 to 90 Degree Angle (Maintenance Only)	\$ 859.59	Ea	1	\$ 859.59
	2309	KB5	Deadend (Maintenance Only)	\$ 566.01	Ea	1	\$ 566.01
	2310	KB20	Tap (Front of Pole) Fused (Maintenance Only)	\$ 1,440.74	Ea	1	\$ 1,440.74
	2311	KB20-1	Tap (Back of Pole) Fused (Maintenance Only)	\$ 1,340.91	Ea	1	\$ 1,340.91
	2312	KB22	0 to 5 Degree Cross Tap (Maintenance Only)	\$ 852.19	Ea	1	\$ 852.19

Award #3 Supporting Documents 07/11/24

069-19 Appendix B BAFO - Bid Workbook JEA Overhead Bid Workbook for Electrical Maintenance, Construction and Repair Services							
Group / Work / Type	Bid Item	JEA Standard	JEA DESCRIPTION	Unit Price	UOM	Five Year Forecast	Extended Price
Group II Framing - Install E. Aerial Cable / Each Three Phase	2313	KC1	Tangent to 5 Degree Angle (Maintenance Only)	\$ 618.08	Ea	1	\$ 618.08
	2314	KC1-1	Tangent to 5 Deg(w/Anti-Sway) (Maintenance Only)	\$ 239.85	Ea	1	\$ 239.85
	2315	KC2	5 to 10 Degree Angle (Maintenance Only)	\$ 618.08	Ea	1	\$ 618.08
	2316	KC3	10 to 60 Degree Angle (Maintenance Only)	\$ 967.42	Ea	1	\$ 967.42
	2317	KC4	60 to 90 Degree Angle (Maintenance Only)	\$ 1,089.17	Ea	1	\$ 1,089.17
	2318	KC5	Deadend (Maintenance Only)	\$ 763.22	Ea	1	\$ 763.22
	2319	KC20	Tap (Front of Pole) Fused (Maintenance Only)	\$ 1,545.91	Ea	1	\$ 1,545.91
	2320	KC20-1	Tap (Back of Pole) Fused (Maintenance Only)	\$ 1,370.22	Ea	1	\$ 1,370.22
	2321	KC22	0 to 5 Degree Cross Tap (Maintenance Only)	\$ 911.43	Ea	1	\$ 911.43
Group II Framing - Install F. Single-Phase Primary / Each	2350	SP1	Tangent, 0 to 10 Degree Angle	\$ 387.45	Ea	1	\$ 387.45
	2351	SP2	Tangent, 10 to 30 Degree Angle	\$ 446.10	Ea	1	\$ 446.10
	2352	SP3	Cross	\$ 786.40	Ea	1	\$ 786.40
	2353	SP4	Tangent w/ Single-phase Tap	\$ 501.45	Ea	1	\$ 501.45
Group II Framing - Install G. Single-Phase Primary / Each	2401	DGAF	Single Phase	\$ 1,027.07	Ea	1	\$ 1,027.07
		WGAF, RGAF, DGRA, LG2	Single Phase	\$ 1,255.85	Ea	1	\$ 1,255.85
	2402	DGBF, WGBF, RGBF, DGRB	Two Phase	\$ 2,104.96	Ea	1	\$ 2,104.96
	2403	DGCF, WGCF, RGCF, DGRC	Three Phase	\$ 2,939.70	Ea	1	\$ 2,939.70
	2404	TRANS	Transformer, Individual	\$ 492.00	Ea	1	\$ 492.00
	2405	TGCUT	Cutout For Temporary Grounding	\$ 51.25	Ea	1	\$ 51.25
Group II Framing - Install H. Switch / Each Group	2501	DS1S	Switch Handle Conversion Kit	\$ 738.00	Ea	1	\$ 738.00
	2502	DS1-5	Group Operated Switch 26.4 kV	\$ 4,378.80	Ea	1	\$ 4,378.80
		DS1R-5, DS1RT-5, DS2-5	(Horizontal or Vertical)	\$ 3,462.45	Ea	1	\$ 3,462.45
Group II Framing - Install H. Switch / Each Hook	2508	SCADA	Vertical or Horizontal Style Scada-Mate Switch	\$ 4,534.60	Ea	1	\$ 4,534.60
	2504	DS3-5	Underhung, 26.4kV	\$ 3,277.95	Ea	1	\$ 3,277.95
	2506	DS5-5, DS5R-5, DS5RT-5	Vertical, 26.4kV	\$ 2,783.16	Ea	1	\$ 2,783.16
Group II Framing - Install H. Switch / Each Primary Metering	2507	RS3-5	Underhung, 4 kV	\$ 3,254.64	Ea	1	\$ 3,254.64
	2509	MD1, MR1	Primary Metering Equipment - Vertical Const.	\$ 3,280.00	Ea	8	\$ 26,240.00
Group II Framing - Install I. System Protection / Each	2510	MD2, MR2	Primary Metering Equipment - Horz. Const.	\$ 3,280.00	Ea	1	\$ 3,280.00
	2601	F1	Wishbone For Tap	\$ 490.36	Ea	1	\$ 490.36
	2602	F2	Wishbone For Double Tap	\$ 493.23	Ea	1	\$ 493.23
	2603	F3	Wishbone For Cross	\$ 395.24	Ea	1	\$ 395.24
	2605	F5	Standoff - Sectionalizing	\$ 314.06	Ea	1	\$ 314.06
	2606	F5-1	Wishbone - Sectionalizing	\$ 456.74	Ea	1	\$ 456.74
	2616	F5-2	Wishbone - Sectionalizing	\$ 457.99	Ea	8	\$ 3,663.92
	2607	F6	X-arm Mount For Tap	\$ 399.34	Ea	1	\$ 399.34
	2608	F7	X-arm Mount For Cross	\$ 399.34	Ea	1	\$ 399.34
	2609	F8	X-arm Mount, Sectionalizing	\$ 399.34	Ea	1	\$ 399.34
	2610	F9	Single Phase Tap From X-Arm or Pole Top Pin	\$ 232.06	Ea	1	\$ 232.06
	2611	F10	Single Phase Cross From X-Arm or Pole Top Pin	\$ 232.06	Ea	1	\$ 232.06
	2612	F11, F11-H, F11-S	Arrester	\$ 183.27	Ea	1	\$ 183.27
	2617	F11-SS	Arrester (Double)	\$ 306.38	Ea	30	\$ 9,191.40
	2613	I.FUSOH***	Fuse Link Exchange/Replace	\$ 123.00	Ea	1	\$ 123.00
	2614	I.ARRLI***	Intermediate Arrester Only	\$ 133.25	Ea	1	\$ 133.25
	2615	I.ARRLI***	Arrester Only	\$ 133.25	Ea	1	\$ 133.25
	2618	I.CUTOT***	Cutout Only	\$ 133.25	Ea	38	\$ 5,063.50
Group II Framing - Install J. Riser Pole / Each Single Phase	2701	RUAF, WUAF, DUAF	Tangent or Deadend	\$ 269.99	Ea	1	\$ 269.99
Group II Framing - Install J. Riser Pole / Each Two Phase	2703	RUBF, WUBF, DUBF	Tangent or Deadend	\$ 600.45	Ea	1	\$ 600.45
Group II Framing - Install J. Riser Pole / Each Three Phase	2705	RUCF, WUCF, DUCF	Tangent	\$ 797.66	Ea	1	\$ 797.66
Group II Framing - Install J. Riser Pole / Each Relocation of Riser Poles	2707	PRISER1	Primary Riser, 1/0, Per Phase	\$ 328.00	Ea	8	\$ 2,624.00
	2708	PRISER3	Primary Riser, 350KCM-1000KCM, Three-Phase	\$ 984.00	Ea	1	\$ 984.00
	2709	SRISERSMALL	Secondary Riser, 4/0 or Smaller, Per Riser	\$ 205.00	Ea	35	\$ 7,175.00
	2710	SRISERLARGE	Secondary Riser, Larger Than 4/0, Per Riser	\$ 205.00	Ea	3	\$ 615.00

Award #3 Supporting Documents 07/11/24

069-19 Appendix B BAFO - Bid Workbook JEA Overhead Bid Workbook for Electrical Maintenance, Construction and Repair Services							
Group / Work / Type	Bid Item	JEA Standard	JEA DESCRIPTION	Unit Price	UOM	Five Year Forecast	Extended Price
Group II Framing - Install J. Riser Pole / Each Primary and Secondary Riser Removal	2711		Primary and Secondary Riser Removal	\$ 246.00	Ea	1	\$ 246.00
Group II Framing - Install K. Identification / Station	2801	Numbering	Numbering all	\$ 61.50	Ea	1	\$ 61.50
Group II Framing - Install L. Lighting / Each	2901	L1/L101, L2/L202, L3/L303	Roadway Fixture	\$ 499.18	Ea	88	\$ 43,927.84
		FL1, FL3	Floodlight - Single Mount	\$ 330.26	Ea	1	\$ 330.26
	2909	FL2, FL4	Floodlight - Double Mount	\$ 558.01	Ea	1	\$ 558.01
	2902	L13	Obstruction Light	\$ 246.00	Ea	1	\$ 246.00
	2903	LAMP	Street Light Light Lamp Only	\$ 143.50	Ea	1	\$ 143.50
	2904	REFR	Street Light Refractor Only	\$ 51.25	Ea	1	\$ 51.25
	2906	PHOTO	Photo Cell Only	\$ 30.75	Ea	3	\$ 92.25
				\$ -			
	2907	L1R / L101R L2R / L201R L3R / L201R L8R / L301R L9R	70W HPS / LED Fixture Only 200W HPS / LED Fixture Only 250W HPS / LED Fixture Only 400W MH / LED Fixture Only 400W HPS Cut-off Fixture Only	\$ 143.50	Ea	1	\$ 143.50
	2908	LB1 LB2 LB3	8 Foot Bracket - w/o Fixture 12 Foot Bracket - w/o Fixture 15 Foot Bracket - w/o Fixture	\$ 184.50	Ea	1	\$ 184.50
Group II Framing - Install M. Secondary / Each	3001	S1	Open Wire Spool (Wht)	\$ 137.56	Ea	93	\$ 12,793.08
	3002	S1-1	Open Wire Spool (Brn)	\$ 147.81	Ea	5	\$ 739.05
	3003	S4	Secondary Deadend	\$ 123.41	Ea	55	\$ 6,787.55
	3004	S5	Neutral Deadend	\$ 101.00	Ea	583	\$ 58,883.00
	3005	S6	Double Eyebolt	\$ 1.44	Ea	605	\$ 871.20
	3006	S7	Tangent Assembly Neutral	\$ 117.47	Ea	353	\$ 41,466.91
	3007	S8	Flying Angle	\$ 124.03	Ea	15	\$ 1,860.45
	3008	S9	Splice	\$ 116.03	Ea	148	\$ 17,172.44
	3009	S10	Break	\$ 317.75	Ea	1	\$ 317.75
	3010	S20 or S20Q	Connection	\$ 102.50	Ea	903	\$ 92,557.50
	3011	S21 or S21Q	Connection At House	\$ 102.50	Ea	5	\$ 512.50
	3014	I.NUTEY002	Eyenuit	\$ 10.25	Ea	28	\$ 287.00
	3015	I.CLASR001	CD80 Only	\$ 123.00	Ea	8	\$ 984.00
	3016	I.CLASR002	CD81 Only	\$ 123.00	Ea	30	\$ 3,690.00
	3017	S7-1	Tangent Assembly (Hot)	\$ 112.75	Ea	3	\$ 338.25

Award #3 Supporting Documents 07/11/24

069-19 Appendix B BAFO - Bid Workbook JEA Overhead Bid Workbook for Electrical Maintenance, Construction and Repair Services							
Group / Work / Type	Bid Item	JE A Standard	JE A DESCRIPTION	Unit Price	UOM	Five Year Forecast	Extended Price
Group II Framing - Install M. Secondary / Each (continued)	3018	SC1	Control 0 to 10 Degree	\$ 112.75	Ea	1	\$ 112.75
	3019	SC2	Control 10 to 60 Degree	\$ 112.75	Ea	1	\$ 112.75
	3020	SC4	Control 60 to 90 Degree	\$ 112.75	Ea	1	\$ 112.75
	3021	SC5	Control Cable Deadend	\$ 112.75	Ea	1	\$ 112.75
	3022	SC8	Control Double DE	\$ 225.50	Ea	1	\$ 225.50
Group II Framing - Remove N. Bracket / Each Primary / Secondary	3101	PIN	Pin Support Type, Pin Top For Xarm.	\$ 10.25	Ea	143	\$ 1,465.75
	3102	POLETOP	Pole Top, etc.	\$ 30.75	Ea	60	\$ 1,845.00
	3103	STANDOFF	Standoff (Vertical Const.)	\$ 30.75	Ea	668	\$ 20,541.00
	3104	AERIAL	Aerial Cable, All Plus Spacers	\$ 1.64	Ea	1	\$ 1.64
	3105	EQUIP	Equipment Pothead/Cable Term.	\$ 51.25	Ea	25	\$ 1,281.25
	3106	CLUSTER	Cluster Mount	\$ 61.50	Ea	25	\$ 1,537.50
	3107	DOWNLEAD	Downlead Standoff	\$ 20.50	Ea	1	\$ 20.50
	3108	OFFSET	Offset Deadend	\$ 30.75	Ea	1	\$ 30.75
	3109	SWITCH	Switch Mounting	\$ 20.50	Ea	288	\$ 5,904.00
	3110	SEC	Secondary, All (Bolt Does Not Constitute)	\$ 20.50	Ea	108	\$ 2,214.00
Group II Framing - Remove N. Bracket / Each	3111	SINGLE	Single Phase	\$ 20.50	Ea	5	\$ 102.50
	3112	MULTI	Two and Three Phase	\$ 20.50	Ea	5	\$ 102.50
Group II Framing - Remove N. Bracket / Each Streetlighting	3113	A15-FOOT	15 Foot Truss	\$ 51.25	Ea	1	\$ 51.25
	3114	A12-FOOT	12 Foot Truss	\$ 51.25	Ea	38	\$ 1,947.50
	3115	A8-FOOT	8 Foot and Smaller Trusses	\$ 51.25	Ea	30	\$ 1,537.50
	3128	FLDBKT	Floodlight Bracket, Single or Double Mount	\$ 20.50	Ea	1	\$ 20.50
Group II Framing - Remove O. Miscellaneous Hardware / Each	3116	DESHOE	Neutral Deadend	\$ 20.50	Ea	820	\$ 16,810.00
	3117	DEYE	Double Eyebolt	\$ 20.50	Ea	588	\$ 12,054.00
	3118	POLECON	Connection	\$ 10.25	Ea	878	\$ 8,999.50
	3119	HOUSECON	Connection At House	\$ 10.25	Ea	3	\$ 30.75
	3120	TANGENT	Tangent Assembly Secondary	\$ 10.25	Ea	278	\$ 2,849.50
	3121	MIDSPAN	Mid-Span Secondard Tap	\$ 51.25	Ea	1	\$ 51.25
	3123	NUMBER	Number, All (per station)	\$ 2.05	Ea	273	\$ 559.65
	3124	EYENUT	Eyenuts	\$ 2.05	Ea	173	\$ 354.65
	3125	SMWEDGE	CD80	\$ 4.10	Ea	235	\$ 963.50
	3126	LGWEDGE	CD81	\$ 4.10	Ea	50	\$ 205.00
	3127	CUTBOLT	Cut Bolts to Length	\$ 2.05	Ea	13	\$ 26.65
Group II Framing - Remove P. Insulators / Each Primary	3201	PRIINS	Up To 69 kV	\$ 15.50	Ea	1963	\$ 30,426.50
Group II Framing - Remove P. Insulators / Each Secondary	3202	SECINS	All	\$ 10.25	Ea	168	\$ 1,722.00
Group II Framing - Remove Q. Crossarms	3303	SARMDIST	Single 8-11 Foot	\$ 30.75	Ea	190	\$ 5,842.50
	3304	DARMDIST	Double 8-11 Foot	\$ 61.50	Ea	33	\$ 2,029.50
	3305	SARMTRAN	Single 15 Foot	\$ 30.75	Ea	10	\$ 307.50
	3306	DARMTRAN	Double 15 Foot	\$ 61.50	Ea	1	\$ 61.50
Group II Framing - Remove R. Shield	3307	BAYONET	Bayonets, All	\$ 20.50	Ea	145	\$ 2,972.50
Group II Framing - Remove S. Switches, Cutouts, Arresters / Each	3401	GROUP	Three Phase Group, All, Includes Pipe	\$ 82.00	Ea	13	\$ 1,066.00
	3402	HOOK	Single Phase Hook Switch	\$ 82.00	Ea	45	\$ 3,690.00
	3403	ARRESTER	Arrester	\$ 20.50	Ea	10	\$ 205.00
	3404	IA	Intermediate Arrester	\$ 20.50	Ea	1	\$ 20.50
	3405	INLINE	Single Phase In-Line Switch	\$ 20.50	Ea	1	\$ 20.50
	3406	BYPASS	Single Phase By-Pass Switch	\$ 20.50	Ea	8	\$ 164.00
	3407	CUTOUT	Cutout, Fuse	\$ 20.50	Ea	295	\$ 6,047.50

Award #3 Supporting Documents 07/11/24

069-19 Appendix B BAFO - Bid Workbook JEA Overhead Bid Workbook for Electrical Maintenance, Construction and Repair Services							
Group / Work / Type	Bid Item	JE A Standard	JE A DESCRIPTION	Unit Price	UOM	Five Year Forecast	Extended Price
Group II Framing - Remove T. Transformers / Each	3501	BANK10	Single Phase Bank (Largest Transformer 250 kVA) (Includes Step Down Transformers)	\$ 1,000.00	Ea	133	\$ 133,000.00
	3502	BANK11	Single Phase Bank (Largest Transformer 250 kVA)	\$ 617.05	Ea	3	\$ 1,851.15
	3503	BANK20	Two Phase Bank (Largest Transformer 75 kVA)	\$ 1,254.60	Ea	10	\$ 12,546.00
	3504	BANK21	Two Phase Bank (Largest Transformer 250 kVA)	\$ 1,254.60	Ea	1	\$ 1,254.60
	3505	BANK30	Three Phase Bank (Largest Transformer 75 kVA)	\$ 1,804.00	Ea	5	\$ 9,020.00
	3506	BANK31	Three Phase Bank (Largest Transformer 250 kVA)	\$ 1,804.00	Ea	1	\$ 1,804.00
Group II Framing - Remove U. Streetlighting Luminaires / Each	3601	LUM7, LUM20, LUM25, LUM40, LUM40M, LUM17M	Overhead, all. HPS or LED Equivalent	\$ 82.00	Ea	158	\$ 12,956.00
	3603	OBSLUM	Obstruction	\$ 20.50	Ea	1	\$ 20.50
Group II Framing - Remove V. Miscellaneous Units	3700	SEVF	Severe Condition Framing/Visit	\$ 627.44	Visit	13	\$ 8,156.72
	3701		Relocate Framing Crew/LEM Rates	LEM Rate	LEM	NA	
	3702		Downtime Framing Crew/LEM Rates	LEM Rate	LEM	NA	
	3703	RUBUP	Line Rubber-Install/Each	\$ 246.00	Ea	1	\$ 246.00
	3704	RUBDOWN	Line Rubber-Remove/Each	\$ 246.00	Ea	1	\$ 246.00
	3705	SPLICE	Splice/Sleeve Install (All)/Each	\$ 143.50	Ea	218	\$ 31,283.00
	3706	DHLC	Hot Line Clamp Only-Install/Each	\$ 61.50	Ea	665	\$ 40,897.50
	3707	CLAMP	Hot Line Clamp Only-Remove/Each	\$ 16.16	Ea	613	\$ 9,906.08
	3708		Mechanical Jumper - Install or Remove/Each	\$ 102.50	Ea	658	\$ 67,445.00
Group II Framing - Relocate W. Street Lighting / Each	3800	L1/L101 L2/L202 L3/L303	Roadway Fixture	\$ 235.75	Ea	1	\$ 235.75
		FL1, FL3	Floodlight - Single Mount	\$ 184.50	Ea	1	\$ 184.50
	3804	FL2, FL4	Floodlight - Double Mount	\$ 350.55	Ea	1	\$ 350.55
	3801	L1R / L101R L2R / L201R L3R / L201R L8R / L301R L9R	70W HPS Fixture Only 200W HPS Fixture Only 250W HPS Fixture Only 400W MH Fixture Only 400W HPS Cut-off Fixture Only	\$ 30.75	Ea	1	\$ 30.75
	3802	LB1 LB2 LB3	8 Foot Bracket - w/o Fixture 12 Foot Bracket - w/o Fixture 15 Foot Bracket - w/o Fixture	\$ 61.50	Ea	1	\$ 61.50
	3803	L13	Obstruction Light	\$ 82.00	Ea	1	\$ 82.00
	4003	GY3	3/8" Strand, 8' X 10" Anchor	\$ 171.37	Ea	288	\$ 49,354.56
Group III. Guys and Anchors - Install A. Down Guys / Each	4005	GY7	7/16" Strand, Multi-Helix, Anchor	\$ 171.37	Ea	203	\$ 34,788.11
	4009	GY3-A	3/8" Strand, No Anchor	\$ 75.39	Ea	128	\$ 9,649.92
	4010	GY7-A	7/16" Strand, No Anchor	\$ 207.48	Ea	85	\$ 17,635.80
	4015	GY7SPL	7/16" Special Downguy For Horizontal Construction	\$ 298.07	Ea	1	\$ 298.07
	4016	GY7MR	7/16" Down Guy With Manta Ray Anchor	\$ 503.91	Ea	1	\$ 503.91
Group III. Guys and Anchors - Install B. Sidewalk Guys / Each	4102	GY3SW	3/8" Strand - 8' X 10" Anchor	\$ 363.47	Ea	3	\$ 1,090.41
Group III. Guys and Anchors - Install C. Overhead Guys / Each	4201	GY3SPN	3/8" Strand Spanguy	\$ 250.92	Ea	65	\$ 16,309.80
	4202	GY7SPN	7/16" Strand Spanguy	\$ 267.32	Ea	25	\$ 6,683.00
	4203	GY3BK	Breaker Addition For Existing 3/8" Guy At Pole	\$ 34.85	Ea	33	\$ 1,150.05
	4204	GY3MBK	Breaker Addition For Existing 3/8" Guy At Midspan	\$ 34.85	Ea	1	\$ 34.85
	4205	GY7BK	Breaker Addition For Existing 7/16" Guy At Pole	\$ 34.85	Ea	1	\$ 34.85
	4206	GY7MBK	Breaker Addition For Existing 7/16" Guy At Midspan	\$ 34.85	Ea	8	\$ 278.80
Group III. Guys and Anchors - Install D. Special Conditions / each	4301	GYBOGW	Bog Shoe - Wood Pole	\$ 266.50	Ea	1	\$ 266.50
	4302	GYBOGC	Bog Shoe - Concrete Pole	\$ 307.50	Ea	1	\$ 307.50
	4303	GYKEY-LD	Pole Key-Light Duty (45-55 Ft. Concrete Pole)	\$ 164.00	Ea	1	\$ 164.00
	4304	GYKEY-HD	Pole Key - Heavy Duty (60' or Larger)	\$ 164.00	Ea	1	\$ 164.00
	4305	GYBUTT-LD	Butt Guy - Light Duty	\$ 389.50	Ea	1	\$ 389.50
	4306	GYBUTT-HD	Butt Guy - Heavy Duty	\$ 389.50	Ea	1	\$ 389.50

Award #3 Supporting Documents 07/11/24

069-19 Appendix B BAFO - Bid Workbook JEA Overhead Bid Workbook for Electrical Maintenance, Construction and Repair Services							
Group / Work / Type	Bid Item	JEA Standard	JEA DESCRIPTION	Unit Price	UOM	Five Year Forecast	Extended Price
Group III. Guys and Anchors - Install D. Special Conditions / each	4307	GYPUSH	Push Pole	\$ 338.25	Ea	1	\$ 338.25
	4308	GYBRACE-HD	Pole Brace - Heavy Duty	\$ 338.25	Ea	1	\$ 338.25
	4309	GYBRACE-LD	Pole Brace - Light Duty	\$ 225.50	Ea	1	\$ 225.50
	4350	GYX3.5	Multi-Helix Anchor Extension (3' - 6")	\$ 225.50	Ea	1	\$ 225.50
	4351	GYX5	Multi-Helix Anchor Extension (5' - 0")	\$ 20.50	Ea	1	\$ 20.50
	4352	GYX3.5MR	Manta Ray Anchor Extension (3' - 6")	\$ 20.50	Ea	1	\$ 20.50
	4353	GYX7MR	Manta Ray Anchor Extension (7' - 0")	\$ 41.00	Ea	1	\$ 41.00
Group III. Guys and Anchors - Remove E. Anchors / Each	4401	ANCHOR	5 & 8 Foot All Sizes (8", 10" & 15")	\$ 143.50	Ea	63	\$ 9,040.50
	4402	MANCHOR	Multi-Helix All Sizes, Manta-Ray	\$ 143.50	Ea	15	\$ 2,152.50
	4403	A5FTEXT	Rod Extension Up To 5 Foot	\$ 20.50	Ea	30	\$ 615.00
	4404	A7FTEXT	Rod Extension 7 Ft. & Longer	\$ 20.50	Ea	1	\$ 20.50
	4405	ANCHEYE	Aux. Anchor Eye	\$ 10.25	Ea	3	\$ 30.75
	4406	KEY	Key	\$ 164.00	Ea	1	\$ 164.00
	4407	CUTANC	Cut Anchor	\$ 30.75	Ea	193	\$ 5,934.75
Group III. Guys and Anchors - Remove F. Guys / Each	4501	SPAN	Span All	\$ 102.50	Ea	55	\$ 5,637.50
	4502	DOWN3/8	Down 3/8"	\$ 20.50	Ea	260	\$ 5,330.00
	4503	DOWN7/16	Down 7/16"	\$ 20.50	Ea	135	\$ 2,767.50
	4504	SIDEWALK	Sidewalk	\$ 20.50	Ea	5	\$ 102.50
	4505	STRAIN	Strain Insulator	\$ 125.05	Ea	205	\$ 25,635.25
	4506	GUARD	Guy Guard	\$ 10.25	Ea	203	\$ 2,080.75
Group III. Guys and Anchors - Miscellaneous G. Miscellaneous Unit	4601	SEVGA	Severe Guys & Anchors/Visit	\$ 627.44	Ea	25	\$ 15,686.00
	4602		Relocate Guy & Anchor Crew/LEM Rates	LEM Rate	LEM	NA	
	4603		Downtime Guy & Anchor Crew/LEM Rates	LEM Rate	LEM	NA	
Group IV. Grounding - Install A. Pole Bond / Each	5001	G1W	Equipment - Wood Pole	\$ 246.00	Ea	370	\$ 91,020.00
	5002	G1C	Equipment - Concrete Pole	\$ 338.25	Ea	83	\$ 28,074.75
	5005	G3W	Wood Pole	\$ 204.39	Ea	330	\$ 67,448.70
	5006	G3C	Concrete Pole	\$ 112.75	Ea	88	\$ 9,922.00
	5007	G4W	Wood Pole w/Existing Rod	\$ 101.89	Ea	1	\$ 101.89
	5008	G4C	Concrete Pole w/Existing Rod	\$ 10.25	Ea	1	\$ 10.25
	5009	RODINS	Additional Rod	\$ 82.00	Ea	35	\$ 2,870.00
	5010	G1T	Transmission Ground (10 ohms or less)	\$ 370.00	Ea	1	\$ 370.00
	5101	G6	Insulated	\$ 82.00	Ea	1	\$ 82.00
Group IV. Grounding - Install B. Guy Bond / Each	5102	G7	Non-Insulated	\$ 82.00	Ea	1	\$ 82.00
	5103	G8	Rod For Existing Pole Ground	\$ 209.10	Ea	5	\$ 1,045.50
	5104	G9	Pole Ground Repair	\$ 61.50	Ea	3	\$ 184.50
Group IV. Grounding - Remove C. Bonding All (Includes connections and jumpers) / Each	5201	RODREM	1 Rod, Partial Ground (Used As Extra Rods On Full Ground)	\$ 10.25	Ea	1	\$ 10.25
	5202	FULLGRD	3 Rods, Full Ground	\$ 61.50	Ea	58	\$ 3,567.00
	5203	CONCGRD	Concrete Pole Ground	\$ 57.40	Ea	13	\$ 746.20
	5204	WOODGRD	Wood Pole Ground	\$ 82.00	Ea	135	\$ 11,070.00
Group IV. Grounding - Remove D. Miscellaneous Units	5301	SEVG	Severe Condition Grounding/Visit	\$ 627.44	Visit	3	\$ 1,882.32
	5302		Relocate Grounding Crew/LEM Rates	LEM Rate	LEM	NA	
	5303		Downtime Grounding Crew/LEM Rates	LEM Rate	LEM	NA	
Group V Conductor - Install A. Distribution / Transmission Class / Per Foot Duplex	6001	C.*	#6 or #2 Duplex	\$ 1.64	Ft	17205	\$ 28,216.20

Award #3 Supporting Documents 07/11/24

069-19 Appendix B BAFO - Bid Workbook JEA Overhead Bid Workbook for Electrical Maintenance, Construction and Repair Services							
Group / Work / Type	Bid Item	JEA Standard	JEA DESCRIPTION	Unit Price	UOM	Five Year Forecast	Extended Price
Group V Conductor - Install	6002	C.*	3-#6AW, 3-#8CW	\$ 1.23	Ft	2950	\$ 3,628.50
A. Distribution / Transmission Class / Per Foot	6003	C.*	7-#7AW	\$ 2.56	Ft	1	\$ 2.56
Group V Conductor - Install	6004	C.*	2SP-2/0SP or Fiber Optic Cable	\$ 3.09	Ft	1	\$ 3.09
A. Distribution / Transmission Class / Per Foot Aerial	6005	C.*	336 KCM SP	\$ 1.21	Ft	1	\$ 1.21
Group V Conductor - Install	6006	C.*	#4-1/0 Aluminum	\$ 0.80	Ft	113875	\$ 91,100.00
A. Distribution / Transmission Class / Per Foot Aluminum	6007	C.*	3/0 Aluminum to 4/0 Aluminum	\$ 1.21	Ft	25905	\$ 31,345.05
	6008	C.*	336 KCM Al. to 636 KCM Al.	\$ 1.45	Ft	99533	\$ 144,322.85
	6017	C.*	954 to 1590 KCM, All	\$ 2.67	Ft	1	\$ 2.67
Group V Conductor - Install	6009	C.*	#6 Copper to 2/0 Copper	\$ 1.23	Ft	1	\$ 1.23
A. Distribution / Transmission Class / Per Foot Copper	6010	C.*	4/0 Copper	\$ 2.67	Ft	1	\$ 2.67
	6011	C.*	500 KCM Copper	\$ 2.67	Ft	1	\$ 2.67
Group V Conductor - Install	6012	C.*	#4 Triplex	\$ 1.64	Ft	1	\$ 1.64
A. Distribution / Transmission Class / Per Foot Triplex	6013	C.*	#2 to 1/0 Triplex	\$ 1.21	Ft	24290	\$ 29,390.90
Group V Conductor - Install	6014	C.*	2/0 PAP to 4/0 PAP	\$ 1.64	Ft	1610	\$ 2,640.40
A. Distribution / Transmission Class / Per Foot PAP	6015	C.*	#2 Quad to 4/0 Quad	\$ 1.21	Ft	2970	\$ 3,593.70
	6016	C.*	636 KCM Quad	\$ 2.67	Ft	1	\$ 2.67
Group V Conductor - Install			NOTE: * Refers To Conductor Option.				
Group V Conductor - Remove	6101	C.*	#8 to 4/0, All	\$ 0.82	Ft	102600	\$ 84,132.00
B. Distribution / Transmission Class / Per Foot Primary	6102	C.*	336 to 1590 KCM, All	\$ 0.82	Ft	35123	\$ 28,800.86
	6103	C.*	#8 to 4/0, Aluminum & Copper	\$ 1.85	Ft	24083	\$ 44,553.55
Group V Conductor - Remove	6104	C.*	336 to 636 KCM, Aluminum & Cu.	\$ 0.82	Ft	6810	\$ 5,584.20
B. Distribution / Transmission Class / Per Foot Secondary	6105	C.*	#6 or #2 Duplex, # 4 to 1/0 Triplex	\$ 0.82	Ft	9895	\$ 8,113.90
	6106	C.*	2/0 to 4/0 PAP	\$ 1.21	Ft	3308	\$ 4,002.68
	6107	C.*	636 KCM PAP	\$ 2.62	Ft	1	\$ 2.62

Award #3 Supporting Documents 07/11/24

069-19 Appendix B BAFO - Bid Workbook JEA Overhead Bid Workbook for Electrical Maintenance, Construction and Repair Services							
Group / Work / Type	Bid Item	JEA Standard	JEA DESCRIPTION	Unit Price	UOM	Five Year Forecast	Extended Price
Group V Conductor - Remove B. Distribution / Transmission Class / Per Foot Secondary	6108	C.*	#2 to 4/0 QUAD	\$ 0.82	Ft	813	\$ 666.66
	6109	C.*	636 KCM QUAD	\$ 1.23	Ft	1	\$ 1.23
	6110	C.*	Jumpers	\$ 50.00	Ft	63	\$ 3,150.00
	6111	C.*	Shield/Messenger, All or Fiber Optic Cable	\$ 0.62	Ft	450	\$ 279.00
Group V Conductor - Relocate C. Distribution Class / Per station	6401	RC.*	3-#6AW, 3-#8CW	\$ 93.50	EA	235	\$ 21,972.50
	6402	RC.*	7-#7AW	\$ 93.50	EA	1	\$ 93.50
Group V Conductor - Relocate C. Distribution Class / Per station	6403	RC.*	2SP to 2/0SP or Fiber Optic Cable	\$ 93.50	EA	5	\$ 467.50
	6404	RC.*	336SP	\$ 93.50	EA	1	\$ 93.50
Group V Conductor - Relocate C. Distribution Class / Per station Aluminum	6405	RC.*	#4 to 1/0 Aluminum	\$ 93.50	EA	993	\$ 92,845.50
	6406	RC.*	3/0 Al. to 4/0 Al.	\$ 93.50	EA	98	\$ 9,163.00
	6407	RC.*	336 KCM to 636 KCM Aluminum	\$ 93.50	EA	503	\$ 47,030.50
	6408	RC.*	954 KCM to 1590 KCM Al.	\$ 93.50	EA	5	\$ 467.50
Group V Conductor - Relocate C. Distribution Class / Per station Duplex	6409	RC.*	#6 or #2 Duplex	\$ 102.50	EA	413	\$ 42,332.50
Group V Conductor - Relocate C. Distribution Class / Per station	6410	RC.*	#4 Triplex	\$ 102.50	EA	3	\$ 307.50
	6411	RC.*	#2 to 1/0 Triplex	\$ 102.50	EA	353	\$ 36,182.50
Group V Conductor - Relocate C. Distribution Class / Per station PAP	6412	RC.*	2/0 to 636 KCM	\$ 143.50	EA	295	\$ 42,332.50
Group V Conductor - Relocate C. Distribution Class / Per station Quadruplex	6413	RC.*	#2 to 4/0 Quadruplex	\$ 102.50	EA	525	\$ 53,812.50
	6414	RC.*	636 KCM Quadruplex	\$ 102.50	EA	1	\$ 102.50
Group V Conductor - Relocate C. Distribution Class / Per station Copper	6415	RC.*	#6 to 2/0 Copper	\$ 143.50	EA	38	\$ 5,453.00
	6416	RC.*	4/0 Copper	\$ 143.50	EA	8	\$ 1,148.00
	6417	RC.*	500 KCM Copper	\$ 143.50	EA	1	\$ 143.50
	6501	SEVC	Severe Condition Cond. Crew/Visit	\$ 627.44	Event	68	\$ 42,665.92
Group V Conductor - Miscellaneous D. Miscellaneous Units	6502		Relocate Conductor Crew/LEM	LEM Rate	LEM	NA	
	6503		Downtime Conductor Crew/LEM	LEM Rate	LEM	NA	
	6504	BREAKER	Guy Breaker (Pri. Section)/Each	\$ 143.50	Ea	3	\$ 430.50

Award #3 Supporting Documents 07/11/24

069-19 Appendix B BAFO - Bid Workbook JEA Overhead Bid Workbook for Electrical Maintenance, Construction and Repair Services							
Group / Work / Type	Bid Item	JEA Standard	JEA DESCRIPTION	Unit Price	UOM	Five Year Forecast	Extended Price
Group VI Regulators / Capacitors / Reclosers - Install A. Regulators / Capacitors / Reclosers / Each	7001	YDC-6S, YDC-12SN, YDC-12S, YWC-3S, YWC-6S	600 kVAR, 26.4kV, Switched 1200 kVAR, 26.4kV, Switched Neutral 1200 kVAR, 26.4kV, Switched 300 KVAR, 13.2kV, Switched 600 KVAR, 13.2kV, Switched	\$ 1,374.98	Ea	1	\$ 1,374.98
	7020	YDCA	Capacitor Bank, Automated	\$ 1,373.50	Ea	1	\$ 1,373.50
	7004	FCR, FCRDA	3-Phase Reclosers	\$ 2,068.45	Ea	8	\$ 16,547.60
	7005	FCR-1	3-Phase Reclosers, Horizontal	\$ 2,275.50	Ea	1	\$ 2,275.50
	7007	FCS	3-Phase Sectionalizer	\$ 2,460.00	Ea	1	\$ 2,460.00
	7008	FCS-1	3-Phase Sectionalizer, Horizontal	\$ 2,460.00	Ea	1	\$ 2,460.00
	7010	YRC-1.5 YRC-3 YRC-6	150 kVAR, 4kV 300 kVAR, 4kV 600 kVAR, 4kV	\$ 1,338.08	Ea	1	\$ 1,338.08
	7017	REG2	200A Voltage Regulator Bank	\$ 6,685.03	Ea	3	\$ 20,055.09
	7018	REG4	400A Voltage Regulator Bank	\$ 6,685.03	Ea	3	\$ 20,055.09
	7014	I.CAPUN***	Capacitor Can	\$ 461.25	Ea	1	\$ 461.25
	7015	I.SWEOL***	Capacitor Switch	\$ 153.75	Ea	1	\$ 153.75
	7016	FCSR	Single-Phase Recloser, 3-Phase Const.	\$ 738.00	Ea	1	\$ 738.00
	7019	ANTENNA	Antenna For Remote Operation	\$ 492.00	Ea	5	\$ 2,460.00
	7101	CAPBANK	Capacitor Bank	\$ 1,722.00	Ea	1	\$ 1,722.00
	7102	CAPCAN	Capacitor Can	\$ 379.25	Ea	1	\$ 379.25
	7103	CAPSW	Capacitor Switch, Includes Control Relay	\$ 246.00	Ea	1	\$ 246.00
	7104	REG	Regulator Bank	\$ 3,419.40	Ea	1	\$ 3,419.40
Group VI Regulators / Capacitors / Reclosers - Remove B. Regulators / Capacitors / reclosers / Each	7105	RECL	Recloser	\$ 3,419.40	Ea	3	\$ 10,258.20
	8001		General Foreman - Straight Time	\$ 95.67	Hr	3878	\$ 371,008.26
	8002		General Foreman - Time & Half	\$ 136.59	Hr	1602	\$ 218,817.18
	8003		General Foreman - Double Time	\$ 174.28	Hr	1	\$ 174.28
	8004		Foreman - Straight Time	\$ 89.46	Hr	18495	\$ 1,654,562.70
GROUP: VII LABOR, EQUIPMENT, AND MATERIAL (LEM)	8005		Foreman - Time & Half	\$ 125.27	Hr	6108	\$ 765,149.16
	8006		Foreman - Double Time	\$ 145.89	Hr	27	\$ 3,939.03
	8007		Lineman - Straight Time	\$ 82.95	Hr	41689	\$ 3,458,102.55
	8008		Lineman - Time & Half	\$ 115.50	Hr	13989	\$ 1,615,729.50
	8009		Lineman - Double Time	\$ 134.45	Hr	68	\$ 9,142.60
	8010		Apprentice Step 1 - Straight Time	\$ 52.85	Hr	6184	\$ 326,824.40
	8011		Apprentice Step 1 - Time & Half	\$ 71.81	Hr	1728	\$ 124,087.68
	8012		Apprentice Step 1 - Double Time	\$ 88.67	Hr	1	\$ 88.67
	8013		Apprentice Step 2 - Straight Time	\$ 56.02	Hr	9053	\$ 507,149.06
	8014		Apprentice Step 2 - Time & Half	\$ 76.57	Hr	1842	\$ 141,041.94
	8015		Apprentice Step 2 - Double Time	\$ 94.39	Hr	1	\$ 94.39
	8016		Apprentice Step 3 - Straight Time	\$ 60.47	Hr	2415	\$ 146,035.05
	8017		Apprentice Step 3 - Time & Half	\$ 81.30	Hr	1054	\$ 85,690.20
	8018		Apprentice Step 3 - Double Time	\$ 100.11	Hr	1	\$ 100.11
	8019		Apprentice Step 4 - Straight Time	\$ 63.73	Hr	7568	\$ 482,308.64
	8020		Apprentice Step 4 - Time & Half	\$ 86.06	Hr	1287	\$ 110,759.22
	8021		Apprentice Step 4 - Double Time	\$ 105.84	Hr	1	\$ 105.84
	8022		Apprentice Step 5 - Straight Time	\$ 66.98	Hr	6144	\$ 411,525.12
	8023		Apprentice Step 5 - Time & Half	\$ 90.79	Hr	997	\$ 90,517.63
	8024		Apprentice Step 5 - Double Time	\$ 111.56	Hr	1	\$ 111.56
	8025		Apprentice Step 6 - Straight Time	\$ 68.67	Hr	243	\$ 16,686.81
	8026		Apprentice Step 6 - Time & Half	\$ 95.55	Hr	394	\$ 37,646.70
	8027		Apprentice Step 6 - Double Time	\$ 117.28	Hr	1	\$ 117.28
	8028		Apprentice Step 7 - Straight Time	\$ 71.82	Hr	923	\$ 66,289.86
	8029		Apprentice Step 7 - Time & Half	\$ 100.28	Hr	603	\$ 60,468.84
	8030		Apprentice Step 7 - Double Time	\$ 123.00	Hr	1	\$ 123.00

Award #3 Supporting Documents 07/11/24

069-19 Appendix B BAFO - Bid Workbook JEA Overhead Bid Workbook for Electrical Maintenance, Construction and Repair Services							
Group / Work / Type	Bid Item	JEA Standard	JEA DESCRIPTION	Unit Price	UOM	Five Year Forecast	Extended Price
GROUP: VII LABOR, EQUIPMENT, AND MATERIAL (LEM)	8031		Heavy Equip. Operator - Straight Time	\$ 80.45	Hr	1838	\$ 147,867.10
	8032		Heavy Equip. Operator - Time & Half	\$ 110.22	Hr	868	\$ 95,670.96
	8033		Heavy Equip. Operator - Double Time	\$ 134.45	Hr	1	\$ 134.45
	8034		Winch Truck Operator - Straight Time	\$ 67.43	Hr	3994	\$ 269,315.42
	8035		Winch Truck Operator - Time & Half	\$ 91.24	Hr	1904	\$ 173,720.96
	8036		Winch Truck Operator - Double Time	\$ 111.56	Hr	1	\$ 111.56
	8037		Groundman Class 1 - Straight Time	\$ 47.68	Hr	12873	\$ 613,784.64
	8038		Groundman Class 1 - Time & Half	\$ 63.57	Hr	3285	\$ 208,827.45
	8039		Groundman Class 1 - Double Time	\$ 82.44	Hr	1	\$ 82.44
	8040		Groundman Class 2 - Straight Time	\$ 34.01	Hr	117	\$ 3,979.17
	8041		Groundman Class 2 - Time & Half	\$ 44.29	Hr	58	\$ 2,568.82
	8042		Groundman Class 2 - Double Time	\$ 72.14	Hr	1	\$ 72.14
GROUP: VII LABOR, EQUIPMENT AND MATERIAL (LEM)	9001		Pickup Truck 1/2 to 3/4 Ton	\$ 7.91	Hr	1	\$ 7.91
	9002		Pickup Truck 4 Wheel Drive	\$ 15.00	Hr	36425	\$ 546,375.00
	9003		Flatbed 14 to 16 Foot Truck	\$ 7.91	Hr	618	\$ 4,888.38
	9004		Flatbed All Wheel Drive Truck	\$ 15.90	Hr	540	\$ 8,586.00
	9005		Dump Truck 6 Yards	\$ 17.23	Hr	70	\$ 1,206.10
	9006		Dump Truck 18 Yards	\$ 32.57	Hr	234	\$ 7,621.38
	9007		Bucket Truck 42 Foot Working Height	\$ 24.21	Hr	32403	\$ 784,476.63
	9008		Bucket Truck 75 Foot Working Height	\$ 40.00	Hr	743	\$ 29,720.00
	9009		Bucket Truck 105 Foot Working Height	\$ 75.00	Hr	9014	\$ 676,050.00
	9010		Corner/Center Mount Truck	\$ 24.76	Hr	31545	\$ 781,054.20
	9011		Utility Line Truck	\$ 29.76	Hr	963	\$ 28,658.88
	9012		Crane 15 Ton	\$ 95.99	Hr	294	\$ 28,221.06
	9013		Crane 40 Ton	\$ 98.99	Hr	788	\$ 78,004.12
	9014		Crane 75 Ton	\$ 525.00	Hr	1	\$ 525.00
	9015		Crane 90 Ton	\$ 725.00	Hr	1	\$ 725.00
	9016		Crane 120 Ton	\$ 1,250.00	Hr	1	\$ 1,250.00
	9016		Backhoe and Transport Trailer	\$ 16.00	Hr	2431	\$ 38,896.00
	9017		Backhoe, Crawler Type	\$ 13.76	Hr	177	\$ 2,435.52
	9018	Deleted Add. 5	Well Point System - Riser Pipe to 10'	\$ -	Hr	0	\$ -
	9019	Deleted Add. 5	Well Point System - Riser Pipe to 20'	\$ -	Hr	0	\$ -
	9020	Deleted Add. 5	Well Point Operation - 6" Pump Min.	\$ -	Hr	0	\$ -
	9021	Deleted Add. 5	Well Point Operation, Double Diaphragm Pump	\$ -	Hr	0	\$ -
	9022		Air Compressor with Hammer (160 CFM)	\$ 7.50	Hr	142	\$ 1,065.00
	9077		Bucket Truck 125 Foot Working Height	\$ 75.00	Hr	8308	\$ 623,100.00
	9023		Pneumatic Hammer	\$ 5.40	Hr	1	\$ 5.40
	9024		Spray Paint Equipment (With Air Comp., 1 HP-3CFM)	\$ 2.72	Hr	1	\$ 2.72
	9025	Deleted Add. 5	Well Driller For Ground Rods	\$ -	Hr	0	\$ -
	9026		Pump, Diaphragm (5HP/Minute)	\$ 9.25	Hr	1	\$ 9.25
	9027		Pump, Jet	\$ 10.23	Hr	1	\$ 10.23
	9028		Power Tamping (5HP/Minute)	\$ 9.75	Hr	1	\$ 9.75
	9029		Portable Welder (180 Amperes/Minute)	\$ 9.75	Hr	1	\$ 9.75
	9030		Generator (1300 to 3000 Watts)	\$ 7.97	Hr	1	\$ 7.97
	9031		Cutting Torch and Gas	\$ 7.69	Hr	1	\$ 7.69
	9032		Concrete Saw, Walking Type	\$ 10.21	Hr	1	\$ 10.21
	9033		Concrete Saw, Handheld Type	\$ 3.36	Hr	8	\$ 26.88
	9034		Material/Equipment Trailer (6 Wheel)	\$ 5.00	Hr	30817	\$ 154,085.00
	9035		Trencher (6" X 48") Including Trailer	\$ 12.81	Hr	20	\$ 256.20
	9036		Bulldozer (JD 350 or Equal) & Trailer	\$ 82.00	Hr	1	\$ 82.00
	9037		Flatbed and/or Pole Trailer	\$ 7.21	Hr	18893	\$ 136,218.53
	9038		"Altek" /Pressure Digger	\$ 71.54	Hr	120	\$ 8,584.80
	9039		Water Wagon or Tank Truck	\$ 22.45	Hr	70	\$ 1,571.50
	9040	Deleted Add. 5	Dragline	\$ -	Hr	1	\$ -

Award #3 Supporting Documents 07/11/24

069-19 Appendix B BAFO - Bid Workbook JEA Overhead Bid Workbook for Electrical Maintenance, Construction and Repair Services							
Group / Work / Type	Bid Item	JEA Standard	JEA DESCRIPTION	Unit Price	UOM	Five Year Forecast	Extended Price
GROUP: VII LABOR, EQUIPMENT AND MATERIAL (LEM)	9041		Brush Chipper	\$ 12.45	Hr	1	\$ 12.45
	9042		Chain Saw	\$ 2.13	Hr	1	\$ 2.13
	9043		Fiberglass Extension Arm	\$ 15.00	Hr	1	\$ 15.00
	9044		Distribution Conductor Stringing Equipment	\$ 4.50	Hr	723	\$ 3,253.50
	9045		Transmission Conductor, Stringing Equipment	\$ 122.56	Hr	15	\$ 1,838.40
	9046		Sagging Winches For Transmission Line Conductor	\$ 140.00	Hr	47	\$ 6,580.00
	9047		Reel Carrier Trailer For Transmission Line Conductor	\$ 33.83	Hr	160	\$ 5,412.80
	9048		Hot Line Tool Trailer	\$ 9.45	Hr	1	\$ 9.45
	9049		EHV Barehand Conductive Suit		Hr	1	\$ -
	9052		Semi-Tractor Single Axle	\$ 6.21	Hr	1	\$ 6.21
	9053		Semi-Tractor Tandem Axle	\$ 19.53	Hr	1189	\$ 23,221.17
	9054		Distribution Dollie	\$ 2.23	Hr	975	\$ 2,174.25
	9055		Transmission Dollie	\$ 4.12	Hr	1	\$ 4.12
	9056		D6 CAT or Equal	\$ 119.56	Hr	1	\$ 119.56
	9057		D4 CAT or Equal	\$ 95.29	Hr	1	\$ 95.29
	9058		Demolition Hammer for Backhoe	\$ 50.76	Hr	1	\$ 50.76
	9059		Skid Steer with trailer (John Deere 323 or equivalent)	\$ 25.00	Hr	863	\$ 21,575.00
	9060		ATV 4 WD with trailer	\$ 12.35	Hr	863	\$ 10,658.05
	9061		Outboard Boat	\$ 10.50	Hr	863	\$ 9,061.50
	9062		Air Compressor 250 CFM	\$ 10.75	Hr	135	\$ 1,451.25
	9063		Pump, 4" Jet w/Intake and Discharge	\$ 5.75	Hr	1	\$ 5.75
	9064		Durabase Mat / Each (one week minimum)	\$ 6.75	Wk	863	\$ 5,825.25
Total Bid Price for Overhead Work (Enter This Amount on the Bid Form Page 1, line 1)						\$	20,089,154.47

Award #3 Supporting Documents 07/11/24

Appendix B – BAFO Bid Form

069-19 Overhead and Underground Electrical Maintenance, Construction and Repair Services

Submit an electronic copy of the Bid Form and Bid Workbook (including an excel version) by email to: lovgrd@jea.com by the Best and Final Offer Due Date.

Company Name: SPE Utility Contractors FD, LLC

Company's Address 8494 South County Road 39, Plant City, FL 33567

License Number (if applicable) EC B00 5 4

Phone Number: 813-32 6-099 FAX No: _____ Email Address: steuber@spepowerfd.com

BID SECURITY REQUIREMENTS

- ☐ None required
☒ Certified Check or Bond (Five Percent (5%))

TERM OF CONTRACT

- ☐ One Time Purchase
☒ Annual Requirements – 5 yrs, w/ 2, 1yr optional renewals
☐ Other, Specify -

SAMPLE REQUIREMENTS

- ☒ None required
☐ Samples required prior to Bid Opening work.
☐ Samples may be required subsequent to Bid Opening

SECTION 255.05, FLORIDA STATUTES CONTRACT BOND

- ☐ None required
☒ Bond required \$1,000,000 / year (per Item No. listed below) or value of

QUANTITIES

- ☐ Quantities indicated are exacting
☒ Quantities indicated reflect the approximate quantities to be purchased Throughout the Contract period and are subject to fluctuation in accordance with actual requirements.

INSURANCE REQUIREMENTS

Insurance required

PAYMENT DISCOUNTS

- ☐ 1% 20, net 30
☐ 2% 10, net 30
☐ 3% 5, net 30
☐ Other _____
☒ None Offered


Item No	ENTER YOUR BID FOR THE FOLLOWING	Total Bid Price
1	Overhead Distribution Services Total Bid Price (From the Bid Workbook) (Total Bid Price from Round 1 cannot be Increased in BAFO Round)	\$ 20,089,154.47
2	Underground Distribution Services Total Bid Price (From the Bid Workbook) (Total Bid Price from Round 1 cannot be Increased in BAFO Round)	\$ NO BID
3	Percent Fuel Cost for quarterly fuel adjustment invoice (see Price Adjustment in Solicitation) (Cannot be Increased in BAFO Round)	0 %

BIDDER'S CERTIFICATION

By submitting this Bid, the Bidder certifies that it has read and reviewed all of the documents pertaining to this Solicitation, that the person signing below is an authorized representative of the Bidding Company, that the Company is legally authorized to do business in the State of Florida, and that the Company maintains in active status an appropriate contractor's license for the work (if applicable). The Bidder also certifies that it complies with all sections (including but not limited to Conflict Of Interest and Ethics) of this Solicitation.

We have received addenda

1 through 7



Handwritten Signature of Authorized Officer of Company or Agent

8-28-19
Date

Cheryl A. Cameron, COO

Printed Name and Title

Acknowledge receipt of this addendum on the Response Form

Award #3 Supporting Documents 07/11/24

Company Name	Comment	BAFO Bid	Dollar Reduction	% BAFO Reduction	First Round Total Bid	Unit Price	Labor	Equipment
Xtreme Powerline Construction	Disqualified				\$ 25,000,000.00	DQ	DQ	DQ
SPE Utility Contractors, LLC		\$ 20,089,154.47	\$ 336.54	0.0%	\$ 20,089,491.01	\$ 4,457,375.82	\$ 12,230,864.27	\$ 3,401,250.92
Sumter Utilities, Inc.		\$ 23,393,240.60	\$ 42.60	0.0%	\$ 23,393,283.20	\$ 4,071,952.52	\$ 15,053,299.28	\$ 4,268,031.40
Pike Electric, LLC		\$ 21,455,705.98	\$ 0.00	0.0%	\$ 21,455,705.98	\$ 3,009,492.78	\$ 13,333,584.69	\$ 5,112,628.51
C and C Power Line, Inc.		\$ 25,854,477.48	\$ 106,349.12	0.4%	\$ 25,960,826.60	\$ 3,980,509.00	\$ 15,601,573.90	\$ 6,378,743.70
Primoris T&D Services, LLC		Not Shortlisted			\$ 26,229,962.55	\$ 9,507,391.54	\$ 10,553,401.08	\$ 6,169,169.94
White Electrical Construction		Not Shortlisted			\$ 26,671,310.25	\$ 2,696,913.99	\$ 15,095,511.85	\$ 8,878,884.42
Hooper Corporation		Not Shortlisted			\$ 27,794,042.56	\$ 9,234,007.72	\$ 12,768,272.84	\$ 5,791,762.00
Henkels & McCoy, Inc.		Not Shortlisted			\$ 28,765,488.00	\$ 6,456,823.09	\$ 14,269,845.36	\$ 8,038,819.55
The L. E. Myers Co.		Not Shortlisted			\$ 29,593,024.24	\$ 9,695,248.90	\$ 14,981,936.29	\$ 4,915,839.05
Comparison to Current Pricing	OH Incumbent (Add 5 Tab)	\$ (1,057,166.03)			\$ 21,146,320.50	\$ 2,205,830.44	\$ 10,125,501.37	\$ 8,814,988.69
	Lowest Bidder is X% less than Incumbent	-5.00%			5.00%	192.7%	40.9%	-8.8%

Award #3 Supporting Documents 07/11/24

Index	CP Number	VP/Sr Dir	Dir	Mgr	PM
060-186	PP060-186	B Kipp	M Limbaugh	J Akrayi	C Read
069-08	PP069-08	B Kipp	M Limbaugh	J Akrayi	D Baldwin
066-31	PP066-31	B Kipp	M Limbaugh	J Akrayi	K Gillean
066-35	PP066-35	B Kipp	M Limbaugh	J Akrayi	K Gillean
066-36	PP066-36	B Kipp	M Limbaugh	J Akrayi	K Gillean
075-01H1	PP075-01H1	B Kipp	M Limbaugh	J Akrayi	K Gillean
075-02H1	PP075-02H1	B Kipp	M Limbaugh	J Akrayi	K Gillean
060-04	RCP060-04	B Kipp	M Limbaugh	J Akrayi	T Byrnes
062-01	RCP062-01	B Kipp	M Limbaugh	J Akrayi	T Byrnes
066-01	RCP066-01	B Kipp	M Limbaugh	J Akrayi	T Byrnes
789-13E	RCP789-13E	C Anders	G Baker	G Baker	A Mayer
057-09	RCP057-09	C Anders	G Baker	G Baker	G Baker
789-13D	RCP789-13D	C Anders	G Baker	G Baker	G Baker
788-125	PP788-125	C Anders	J Coarsey	R Durham	R Durham
813-01	RCP813-01	C Anders	J Mathews	J Creel	J Creel
055-102A	RCP055-102A	C Anders	J Mathews	J Gordon	J Gordon
522-01	RCP522-01	C Anders	J Mathews	J Gordon	J Gordon
055-102	RCP055-102	C Anders	J Mathews	W Hiscox	W Hiscox
287-E	RCP287-E	C Anders	J Mathews	W Hiscox	W Hiscox
767-01	RCP767-01	C Anders	J Mathews	W Hiscox	W Hiscox
789-131	PP789-131	C Anders	L Pinkstaff	M Short	S Chmist
788-01	RCP788-01	C Anders	R Erixton	D Malmsten	B Quarterman
788-88D	RCP788-88D	C Anders	R Erixton	D Malmsten	B Quarterman
789-132	RCP789-132	C Anders	R Erixton	D Malmsten	G Moore
789-29	RCP789-29	C Anders	R Erixton	K Wheeler	G Moore
789-71	RCP789-71	C Anders	R Erixton	K Wheeler	G Moore
789-72	RCP789-72	C Anders	R Erixton	K Wheeler	G Moore
287-E1	RCP287-E1	C Anders	R Erixton	R Erixton	R Erixton
789-85	RCP789-85	C Anders	R Erixton	T Skinner	J Pazzalia
181-06	RCP181-06	D Calhoun	H Vu	B Wagoner	B Wagoner
417-25	RCP417-25	D Calhoun	H Vu	B Wagoner	B Wagoner
827-01	RCP827-01	D Calhoun	H Vu	B Wagoner	B Wagoner
428-04	RCP428-04	D Calhoun	H Vu	D Williams	D Williams
138-08	PP138-08	D Calhoun	H Vu	T Mackey	D Kowalski
711-01	RCP711-01	D Calhoun	H Vu	T Mackey	D Kowalski
870-01	RCP870-01	D Calhoun	H Vu	T Mackey	D Kowalski
177-01	RCP177-01	D Calhoun	H Vu	T Mackey	D Murrin
180-18	RCP180-18	D Calhoun	H Vu	T Mackey	D Murrin
827-02	RCP827-02	D Calhoun	H Vu	T Mackey	D Murrin
435-04	RCP435-04	D Calhoun	H Vu	T Mackey	M Hersey
825-01	RCP825-01	D Calhoun	H Vu	T Mackey	M Hersey
825-04	RCP825-04	D Calhoun	H Vu	T Mackey	M Hersey
419-01	RCP419-01	D Calhoun	H Vu	T Mackey	R Popko
825-11	RCP825-11	D Calhoun	H Vu	T Mackey	R Popko
995-03	RCP995-03	D Calhoun	H Vu	T Mackey	S Ramirez
146-06	PP146-06	D Calhoun	H Vu	T Mackey	T Mackey
711-48	PP711-48	D Calhoun	H Vu	T Mackey	T Mackey
175-16S	RCP175-16S	D Calhoun	J Scheel	J Scheel	B Spell
100-66	PP100-66	D Calhoun	J Scheel	K Chascin	J Sencer
175-46S	PP175-46S	D Calhoun	J Scheel	K Chascin	J Sencer

Award #3 Supporting Documents 07/11/24

101-41	RCP101-41	D Calhoun	J Scheel	K Chascin	K Chascin
169-S1	RCP169-S1	D Calhoun	J Scheel	K Chascin	K Chascin
170-06	RCP170-06	D Calhoun	J Scheel	K Chascin	K Chascin
171-02	RCP171-02	D Calhoun	J Scheel	K Chascin	K Chascin
171-02S	RCP171-02S	D Calhoun	J Scheel	K Chascin	K Chascin
175-S	RCP175-S	D Calhoun	J Scheel	K Chascin	K Chascin
175-W	RCP175-W	D Calhoun	J Scheel	K Chascin	K Chascin
166-R	RCP166-R	D Calhoun	R Zammataro	M Dvoroznak	B Russell
166-S	RCP166-S	D Calhoun	R Zammataro	M Dvoroznak	B Russell
166-W	RCP166-W	D Calhoun	R Zammataro	M Dvoroznak	B Russell
102-42	PP102-42	D Calhoun	R Zammataro	M Dvoroznak	S West
172-01S	RCP172-01S	D Calhoun	R Zammataro	P Hallock	P Hallock
172-01W	RCP172-01W	D Calhoun	R Zammataro	P Hallock	P Hallock
172-02S	RCP172-02S	D Calhoun	R Zammataro	P Hallock	P Hallock
172-03S	RCP172-03S	D Calhoun	R Zammataro	P Hallock	P Hallock
175-27S	RCP175-27S	D Calhoun	R Zammataro	P Hallock	P Hallock
100-41	PP100-41	D Calhoun	S Conner	B DiMeo	B DiMeo
102-37	PP102-37	D Calhoun	S Conner	B Dimeo	B Dimeo
417-47	PP417-47	D Calhoun	S Conner	B DiMeo	B DiMeo
101-05	PP101-05	D Calhoun	S Conner	B DiMeo	T Hamilton
734-02	PP734-02	D Calhoun	S Conner	B Phillips	B Gaines
182-S	RCP182-S	D Calhoun	S Conner	M Sulayman	M Sulayman
182-W	RCP182-W	D Calhoun	S Conner	M Sulayman	M Sulayman
180-65	RCP180-65	D Calhoun	S Conner	O Domingo	O Domingo
425-14	RCP425-14	D Calhoun	S Conner	S Conner	A May
044-E	RCP044-E	G Acs	G Acs	G Acs	G Donskey
055-138	RCP055-138	G Acs	G Acs	G Acs	G Donskey
768-02	RCP768-02	G Acs	G Acs	G Acs	G Donskey
055-173	RCP055-173	G Acs	L Pinkstaff	M Short	B Smith
788-134	RCP788-134	G Acs	L Pinkstaff	M Short	B Smith
788-131	PP788-131	G Acs	L Pinkstaff	M Short	M Short
788-132	PP788-132	G Acs	L Pinkstaff	M Short	M Short
788-133	PP788-133	G Acs	L Pinkstaff	M Short	M Short
789-129	PP789-129	G Acs	L Pinkstaff	M Short	S Chmist
789-130	PP789-130	G Acs	L Pinkstaff	M Short	S Chmist
789-133	PP789-133	G Acs	L Pinkstaff	M Short	S Chmist
789-01	RCP789-01	G Acs	L Pinkstaff	M Short	S Chmist
055-141C	PP055-141C	G Acs	L Pinkstaff	R Heaton	M Taylor
045-01	RCP045-01	G Acs	L Pinkstaff	R Heaton	R Heaton
055-26	RCP055-26	G Acs	L Pinkstaff	R Heaton	R Heaton
052-01	RCP052-01	G Acs	L Pinkstaff	R Heaton	R Manansala
053-01	RCP053-01	G Acs	L Pinkstaff	R Heaton	S Parnell
055-174P	PP055-174P	G Acs	M Limbaugh	D Hamilton	M Taylor
012-07	RCP012-07	G Acs	M Limbaugh	J Akrayi	T Colbert
012-05E	RCP012-05E	J McCarthy	A McElroy	B Brunell	B Brunell
012-05W	RCP012-05W	J McCarthy	A McElroy	B Brunell	B Brunell
211-02E	RCP211-02E	J McCarthy	A McElroy	B Brunell	T McGlothlin
211-E	RCP211-E	J McCarthy	A McElroy	B Brunell	T McGlothlin
211-02W	RCP211-02W	J McCarthy	A McElroy	B Brunell	T McGlothlin
211-W	RCP211-W	J McCarthy	A McElroy	B Brunell	T McGlothlin
207-33E	PP207-33E	J McCarthy	A McElroy	C Crane	M Poteet
207-04E	RCP207-04E	J McCarthy	A McElroy	C Crane	M Poteet
207-E	RCP207-E	J McCarthy	A McElroy	C Crane	M Poteet
207-E1	RCP207-E1	J McCarthy	A McElroy	C Crane	M Poteet
207-E2	RCP207-E2	J McCarthy	A McElroy	C Crane	M Poteet

Award #3 Supporting Documents 07/11/24

209-E	RCP209-E	J McCarthy	A McElroy	C Crane	M Poteet
248-E	RCP248-E	J McCarthy	A McElroy	C Crane	M Poteet
250-E	RCP250-E	J McCarthy	A McElroy	C Crane	M Poteet
905-E	RCP905-E	J McCarthy	A McElroy	C Crane	M Poteet
207-31W	PP207-31W	J McCarthy	A McElroy	C Crane	M Poteet
207-32W	PP207-32W	J McCarthy	A McElroy	C Crane	M Poteet
207-34W	PP207-34W	J McCarthy	A McElroy	C Crane	M Poteet
207-W	RCP207-W	J McCarthy	A McElroy	C Crane	M Poteet
207-W2	RCP207-W2	J McCarthy	A McElroy	C Crane	M Poteet
207-W3	RCP207-W3	J McCarthy	A McElroy	C Crane	M Poteet
209-W	RCP209-W	J McCarthy	A McElroy	C Crane	M Poteet
248-W	RCP248-W	J McCarthy	A McElroy	C Crane	M Poteet
250-W	RCP250-W	J McCarthy	A McElroy	C Crane	M Poteet
011-W03	RCP011-W03	J McCarthy	J Pope	J Pope	E Connolly
736-01	RCP736-01	K Stewart	M Rivera-Clapp	M Rivera-Clapp	B Cottrell
736-04	RCP736-04	K Stewart	M Rivera-Clapp	M Rivera-Clapp	B Cottrell
736-06	RCP736-06	K Stewart	M Rivera-Clapp	M Rivera-Clapp	J Godsey
706-01	RCP706-01	K Stewart	M Rivera-Clapp	M Rivera-Clapp	T Wiertsema
706-02	RCP706-02	K Stewart	M Rivera-Clapp	M Rivera-Clapp	T Wiertsema
706-04	RCP706-04	K Stewart	M Rivera-Clapp	M Rivera-Clapp	T Wiertsema
260-E	RCP260-E	P Steinbrecher	K Holbrooks	K Holbrooks	K Holbrooks
260-01	RCP260-01	P Steinbrecher	K Holbrooks	K Holbrooks	P Legge
351-E	RCP351-E	R Wannemacher	G Taggart	L Whitmer	L Whitmer
351-W	RCP351-W	R Wannemacher	G Taggart	L Whitmer	L Whitmer
008-117E	RCP008-117E	S Eads	C Edgar	C Edgar	C Edgar
008-30E1	RCP008-30E1	S Eads	C Edgar	C Edgar	C Edgar
008-77E	RCP008-77E	S Eads	C Edgar	C Edgar	C Edgar
008-147W	RCP008-147W	S Eads	C Edgar	C Edgar	C Edgar
008-138E	RCP008-138E	S Eads	C Edgar	G Rager	G Rager
008-60E	RCP008-60E	S Eads	C Edgar	G Rager	G Rager
008-66E	RCP008-66E	S Eads	C Edgar	G Rager	G Rager
008-55E	RCP008-55E	S Eads	C Edgar	M Benavides	M Benavides
789-112	PP789-112	S McInall	J Coarsey	Future	Future
012-01	RCP012-01	S McInall	J Coarsey	M Lundeen	M Lundeen
012-06	RCP012-06	S McInall	J Coarsey	M Lundeen	M Lundeen
055-180	PP055-180	S McInall	J Coarsey	R Durham	R Durham
788-122	PP788-122	S McInall	J Coarsey	R Durham	R Durham
788-122P	PP788-122P	S McInall	J Coarsey	R Durham	R Durham
788-125P	PP788-125P	S McInall	J Coarsey	R Durham	R Durham
789-112P	PP789-112P	S McInall	J Coarsey	R Durham	R Durham
167-P	RCP167-P	S McInall	R Zammataro	D Davis	D Davis
167-R	RCP167-R	S McInall	R Zammataro	D Davis	D Davis
167-S	RCP167-S	S McInall	R Zammataro	D Davis	D Davis
167-W	RCP167-W	S McInall	R Zammataro	D Davis	D Davis
208-SS23	PP208-SS23	T Hobson	B Edwards	E Thomas	E Thomas
208-SS21	PP208-SS21	T Hobson	B Edwards	M Summers	M Summers
208-SS22	PP208-SS22	T Hobson	B Edwards	M Summers	M Summers
195-E	RCP195-E	T Hobson	B Edwards	M Summers	M Summers
208-SS10	RCP208-SS10	T Hobson	B Edwards	M Summers	M Summers
208-SS19	PP208-SS19	T Hobson	B Edwards	M Summers	M Summers
208-SS20	PP208-SS20	T Hobson	B Edwards	M Summers	M Summers
195-W	RCP195-W	T Hobson	B Edwards	M Summers	M Summers
208-SS11	RCP208-SS11	T Hobson	B Edwards	M Summers	M Summers

Award #3 Supporting Documents 07/11/24

WO description	FY20 WO number
NGS - N01, N02 EXPANSION JOINTS INSTALLATION	20114002
KGS - B50, G60 & K30 PLANT ALARM AND PA SYSTEM	20115004
BBGS - B52, B53 AGP UPGRADE - SPARE PARTS	20115001
BBGS - B50 HRSG PERSONNEL ELEVATORS	20115002
BBGS - B52, B53 HRSG TRANSITION DUCT LINER	20115003
GEC - CT1 - HOT GAS PATH INSPECTION #1	20115005
GEC - CT2 - HOT GAS PATH INSPECTION #1	20115006
NGS - UNITS 1, 2, & 3 CAPITAL IMPROVEMENT PROJECTS	20114000
NGS - STEAM PLANT GENERAL CAPITAL IMPROVEMENTS	20114001
BBGS - GEC GENERAL CAPITAL IMPROVEMENTS	20115000
ENERGY MANAGEMENT SYSTEM - EMS - RTU UPGRADE PROJECT	20122004
ELECTRIC CUSTOMER SERVICE RESPONSE TOOLS AND EQUIPMENT	20121009
ENERGY MANAGEMENT SYSTEM - EMS - BASE UPGRADE PROJECT	20122003
230KV BREAKER REPLACEMENT	20123004
GENERAL UNDERGROUND NETWORK AND COMMERCIAL R&R AND UPGRADES	20121015
DISTRIBUTION SYSTEM - POLE REMOVAL	20121006
GRID OH AND UG UNIT PRICE	20121020
POLE REPLACEMENT PROGRAM	20121005
CAPITAL TOOLS AND EQUIPMENT - UG NETWORK AND SERVICE CENTERS	20121008
ELECTRIC DISTRIBUTION MAINTENANCE CAPITAL UPGRADES	20121013
TRANSMISSION CIRCUIT 830 STRUCTURE 42, 43, AND 44 REPLACEMENT	20122012
GENERAL SUBSTATION IMPROVEMENTS	20123000
SUBSTATION R&R PROJECTS - TRANSFORMER REPLACEMENTS	20123001
TRANSMISSION OUTDOOR POTENTIAL DEVICE REPLACEMENT	20122013
OM - GENERAL TRANSMISSION IMPROVEMENTS	20122005
230 KV_ 138KV_ 69 KV POLE REFURBISHMENT	20122006
230KV_138KV_69 KV INSULATOR REFURBISHMENT	20122007
CAPITAL TOOLS AND EQUIPMENT - T&S MAINTENANCE	20121010
GENERAL PROTECTION SYSTEM IMPROVEMENTS TRANSMISSION	20122008
REUSE FACILITY - CAPITAL EQUIPMENT REPLACEMENT	20421003
OM - REUSE DELIVERY R&R	20421001
SCADA RENEWAL & REPLACEMENT	20328004
FACILITIES - DISTRICT ENERGY SYSTEM (DES)	20621000
MANDARIN WRF - FILTER FEED PUMP NO 1 REPLACEMENT	20317004
BUCKMAN WRF - BIOSOLIDS PROCESS RENEWAL AND REPLACEMENT	20317001
WATER RECLAMATION FACILITIES - CAPITAL EQUIPMENT REPLACEMENT	20317002
PUMPING STATIONS - CAPITAL EQUIPMENT REPLACEMENT	20328000
DIESEL-DRIVEN BACKUP PUMP R&R	20328002
SCADA RTU AND CONTROL PANEL UPGRADES	20328003
WELL FIELD R&R	20217000
WATER PLANT CAPITAL RENEWAL & REPLACEMENT	20217002
WATER TREATMENT PLANT RESERVOIR R&R	20217003
WASTEWATER ODOR CONTROL - ALL PLANTS AND PUMP STATIONS	20317000
WATER TREATMENT PLANTS - SODIUM HYPOCHLORITE STORAGE TANK UPGRADES	20217004
WASTE WATER PUMPING STATION SAFETY IMPROVEMENTS - GUARD RAIL INSTALL	20328005
PONTE VEDRA WRF - UV DISINFECTION SYSTEM IMPROVEMENTS	20317005
BUCKMAN WRF - PRIMARY CLARIFIER REHABILITATION	20317003
OM - MANHOLE SCADA R&R	20321001
EASTPORT RD - EMUNESS RD TO SARA DR - DIST - NEW - FM	20321004
TIMAWATHA AVE - FM REPLACEMENT	20321005

Award #3 Supporting Documents 07/11/24

OM - GALVANIZED PIPE REPLACEMENT - PROGRAM	20221010
OM - SEWER COLLECTION SYSTEM TRENCHLESS R&R	20321007
OM - AIR RELIEF VALVES R&R	20321008
OM - MAIN EXTENSIONS AND TAPS – W	20221005
OM - MAIN EXTENSIONS AND TAPS – S	20321009
OM - SEWER COLLECTION SYSTEM R&R	20321011
OM - WATER DELIVERY SYSTEM R&R	20221006
GRID - COST PARTICIPATION - NEW - R	20421002
GRID - COST PARTICIPATION - NEW - FM	20321002
GRID - COST PARTICIPATION - NEW - W	20221000
BAY ST TO TALLEYRAND AVE - TRANS - NEW - WM	20221001
LDP PROGRAM - GRAVITY SEWER REPLACEMENT	20321013
LDP PROGRAM - WATER TRANSMISSION REPLACEMENT	20221012
LDP PROGRAM - LARGE DIAMETER CIPP	20321017
LDP PROGRAM - AIR RELEASE VALVE REPLACEMENT	20321016
LDP PROGRAM - DUCTILE IRON FM REPLACEMENT	20321010
OLD MIDDLEBURG RD - ARGYLE FOREST BLVD TO MAYNARD PL - TRANS - NEW - FM	20321003
SIPS - GREENLAND - SOUTHSIDE BLVD - DEERWOOD 3 TO GREENLAND - W	20221002
DAVIS - GATE PKWY TO RG SKINNER - TRANS - R	20421000
PRITCHARD RD - OLD PLANK RD TO CISCO DR W - TRANS - NEW - W	20221011
ST JOHNS FOREST WELLS	20217001
JP - JOINT PARTICIPATION PROJECTS - S	20321006
JP - JOINT PARTICIPATION PROJECTS - W	20221004
RESILIENCY - PUMP STATIONS, PLANTS, ELECTRICAL RELIABILITY	20328006
WELL REHABILITATION AND REPLACEMENT PROGRAM	20217005
COM - NEW ELECTRIC SERVICE ADDITIONS	20121002
CEMI-5 ELECTRIC DISTRIBUTION BETTERMENT	20121018
COM - DEVELOPMENT DRIVEN PROJECTS - E	20121014
26KV FEEDER CIRCUIT BREAKER REPLACEMENT	20121019
TRANSMISSION AND SUBSTATION CLASS CIRCUIT BREAKER REPLACEMENT PROGF	20123009
SOUTHSIDE GIS 6C2 CAPACITOR BANK REPLACEMENT	20123006
CHURCH STREET HPFF PIPE TYPE CABLE PUMP REPLACEMENT	20123007
MILL COVE HPFF PIPE TYPE CABLE PUMP REPLACEMENT	20123008
TRANSMISSION CIRCUIT 677 STRUCTURE 45 AND 62 REPLACEMENT	20122010
TRANSMISSION CIRCUIT 838 STRUCTURE 7, 8, 9, AND 10 REPLACEMENT	20122011
TRANSMISSION CIRCUIT 832/835/836/839 ANGLE POLE REPLACEMENT	20122014
GENERAL TRANSMISSION IMPROVEMENTS	20122000
STREETLIGHT IMPROVEMENTS - PHASE 3	20121001
JOINT PARTICIPATION ELECTRIC RELOCATION PROJECTS	20121003
GENERAL DISTRIBUTION IMPROVEMENTS	20121007
UNDERGROUND CABLE REPLACEMENT PROGRAM - EXISTING DEVELOPMENTS	20121004
OH-UG CONVERSION IN NEIGHBORHOODS	20121022
BARTRAM 298: FEEDER EXTENSION IN TRANSMISSION ROW FROM SUB TO BARTRA	20122001
SAIDI IMPROVEMENT PLAN (SIP)	20121023
UTILITY LOCATE GROUP - CAPITAL EQUIPMENT - ELECTRIC	20121016
UTILITY LOCATE GROUP - CAPITAL EQUIPMENT - W	20321014
FLEET - EXPANSION - E	20136013
FLEET - REPLACEMENT - E	20136012
FLEET - EXPANSION - W	20236014
FLEET - REPLACEMENT - W	20236001
FACILITIES - EV CHARGING BASE INFRASTRUCTURE - ELECTRIC SITES	20136000
FACILITIES - PLUMBING AND FIRE SYSTEM UPGRADES - ELECTRIC	20136004
FACILITIES - BUILDING UPGRADES - E	20136005
FACILITIES - ELEVATORS - E	20136006
FACILITIES - LIGHTING - E	20136007

Award #3 Supporting Documents 07/11/24

FACILITIES - PAVING AND SITE IMPROVEMENTS - E	20136008
FACILITIES - HEATING, VENTILATION, AND AIR - E	20136009
FACILITIES - ROOF REPLACEMENTS - E	20136010
FACILITIES - GENERATORS - E	20136014
FACILITIES - DII WRF - NEW WAREHOUSE	20236002
FACILITIES - MAIN ST LAB EMERGENCY GENERATOR PROJECT	20236003
FACILITIES - EV CHARGING BASE INFRASTRUCTURE - WATER SITES	20236004
FACILITIES - BUILDING UPGRADES - W	20236005
FACILITIES - PLUMBING UPGRADES - W	20236007
FACILITIES - ELECTRIC AND LIGHTING SYSTEMS - W	20236008
FACILITIES - PAVING AND SITE IMPROVEMENTS - W	20236009
FACILITIES - HEATING, VENTILATION, AND AIR - W	20236010
FACILITIES - ROOF REPLACEMENTS - W	20236011
RES - EASEMENT LOCATION AND ACQUISITIONS - W	20321012
WATER METERS - REPLACEMENT	20221007
WATER METERS - GROWTH	20221008
WATER METERS - LARGE WATER METER REPLACEMENT	20221009
ELECTRIC METERS - REPLACEMENT	20121011
ELECTRIC METERS - GROWTH	20121012
ELECTRIC METERS - 2-WAY METER CONVERSION	20121021
LABORATORY EQUIPMENT UPGRADES - E	20136002
LABORATORY EQUIPMENT UPGRADES - W	20236006
CAPITAL ADMINISTRATIVE OVERHEAD- ELECTRIC	20156000
CAPITAL ADMINISTRATIVE OVERHEAD - W	20256000
TS - PC AND LAPTOP REFRESH (4-YR CYCLE) - E	20146006
TS - TECHNOLOGY SECURITY R&R	20146000
TS - FCRS - UPGRADES & RADIOS - E	20146004
TS - IT INFRASTRUCTURE (SAN, DATABASES)	20246000
TS - TOWERS	20146003
TS - NMR GROWTH - NEW MCC ADDITIONS AND TAKEOUT POINTS - SMART GRID	20146005
TS - FIBER OPTIC CATV REPLACEMENT	20146002
TS - NETWORK & WIRELESS EQUIPMENT - R&R	20146001
69KV - 663 LINE REBUILD	20122002
ELECTRIC DISTRIBUTION SYSTEM IMPROVEMENTS	20121000
AUTOMATIC RECLOSER DEPLOYMENT	20121017
PARK AND KING 4KV DISTRIBUTION FEEDER GETAWAY REBUILD	20121024
PARK AND KING 4KV SUBSTATION REBUILD	20123002
PARK AND KING 4KV SUBSTATION REBUILD - SPCP	20123003
230KV BREAKER REPLACEMENT - SPCP	20123005
69KV - 663 LINE REBUILD - SPCP	20122009
DEVELOPMENT DRIVEN PROJECTS - PS	20328007
DEVELOPMENT DRIVEN PROJECTS - R	20421004
DEVELOPMENT DRIVEN PROJECTS - S	20321015
DEVELOPMENT DRIVEN PROJECTS - W	20221003
SECURITY - IDENTITY MANAGEMENT SYSTEM UPGRADES	20136015
SECURITY - DISTRICT ENERGY SYSTEM (DES)	20621001
SECURITY - CIP PSP ELECTRONIC VISITOR LOGS	20136001
SECURITY - E	20136003
SECURITY - FENCING - E	20136011
SECURITY - ARLINGTON EAST WRF FENCE UPGRADE	20236012
SECURITY - CONSERVATION CENTER ENHANCEMENTS	20236015
SECURITY - W	20236000
SECURITY - FENCING - W	20236013

Award #3 Supporting Documents 07/11/24

WO Business Area	WO Fund	Cost Center	FY19 WO	WO Status	Tax Flag	Tax Credit	CIP Number	CBID Number
JEAELEC	032	20300		OPEN	E	N	98-006	G00200
JEAELEC	032	20300		OPEN	E	N	98-006	G00200
JEAELEC	032	20300		OPEN	E	N	98-006	G00200
JEAELEC	032	20300		OPEN	E	N	98-006	G00200
JEAELEC	032	20300		OPEN	E	N	98-006	G00200
JEAELEC	032	20300		OPEN	E	N	98-006	G00200
JEAELEC	032	20300		OPEN	E	N	98-006	G00200
JEAELEC	032	20300	19114000	OPEN	T	N	98-006	G00200
JEAELEC	032	20300	19114003	OPEN	E	N	98-006	G00200
JEAELEC	032	20300	19115000	OPEN	E	N	98-006	G00200
JEAELEC	032	30700	19122004	OPEN	E	N	98-005	T10000
JEAELEC	032	30700	19121009	OPEN	E	N	98-004	D20000
JEAELEC	032	30700	19122003	OPEN	E	N	98-005	T10000
JEAELEC	032	10200		OPEN	E	Y	98-005	S10000
JEAELEC	032	40305	19121015	OPEN	E	Y	98-004	D20000
JEAELEC	032	40305	19121006	OPEN	E	Y	98-004	D20000
JEAELEC	032	40305	19121020	OPEN	E	N	98-004	D20000
JEAELEC	032	40305	19121005	OPEN	E	Y	98-004	D20000
JEAELEC	032	40305	19121008	OPEN	E	N	98-004	D20000
JEAELEC	032	40305	19121013	OPEN	E	Y	98-004	D20000
JEAELEC	032	20020		OPEN	E	Y	98-005	T10000
JEAELEC	032	30707	19123000	OPEN	E	Y	98-005	S10000
JEAELEC	032	30707	19123001	OPEN	E	N	98-005	S10000
JEAELEC	032	30707		OPEN	E	Y	98-005	T10000
JEAELEC	032	30707	19122005	OPEN	E	Y	98-005	T10000
JEAELEC	032	30707	19122006	OPEN	E	Y	98-005	T10000
JEAELEC	032	30707	19122007	OPEN	E	Y	98-005	T10000
JEAELEC	032	30707	19121010	OPEN	E	N	98-004	D20000
JEAELEC	032	30707	19122008	OPEN	E	Y	98-005	T10000
JEAWWW	075	30100	19421003	OPEN	E	N	97-010	W30000
JEAWWW	075	30100	19421001	OPEN	E	N	97-012	W40000
JEAWWW	075	30100	19328004	OPEN	E	N	97-010	W30000
DE	092	30100	19621000	OPEN	E	N	06-014	CW0002
JEAWWW	075	30100		OPEN	E	N	97-010	W30000
JEAWWW	075	30100	19317001	OPEN	E	N	97-010	W30000
JEAWWW	075	30100	19317002	OPEN	E	N	97-010	W30000
JEAWWW	075	30100	19328000	OPEN	E	N	97-009	W25000
JEAWWW	075	30100	19328002	OPEN	E	N	97-009	W25000
JEAWWW	075	30100	19328003	OPEN	E	N	97-009	W25000
JEAWWW	075	30100	19217000	OPEN	E	N	97-006	W10000
JEAWWW	075	30100	19217004	OPEN	E	N	97-006	W10000
JEAWWW	075	30100	19217005	OPEN	E	N	97-006	W10000
JEAWWW	075	30100	19317000	OPEN	E	N	97-010	W30000
JEAWWW	075	30100	19217006	OPEN	E	N	97-006	W10000
JEAWWW	075	30100	19328005	OPEN	E	N	97-009	W25000
JEAWWW	075	30100		OPEN	E	N	97-010	W30000
JEAWWW	075	30100		OPEN	E	N	97-010	W30000
JEAWWW	075	30600	19321001	OPEN	E	N	97-008	W20000
JEAWWW	075	30600		OPEN	E	N	97-008	W20000
JEAWWW	075	30600		OPEN	E	N	97-008	W20000

Award #3 Supporting Documents 07/11/24

JEAELEC	032	A0800	19136008	OPEN	E	N	97-013	B00100
JEAELEC	032	A0800	19136009	OPEN	E	N	97-013	B00100
JEAELEC	032	A0800	19136010	OPEN	E	N	97-013	B00100
JEAELEC	032	A0800	19136014	OPEN	E	N	97-013	B00100
JEAWWW	075	A0800		OPEN	E	N	97-013	W60100
JEAWWW	075	A0800		OPEN	E	N	97-013	W60100
JEAWWW	075	A0800		OPEN	E	N	97-013	W60100
JEAWWW	075	A0800	19236005	OPEN	E	N	97-013	W60100
JEAWWW	075	A0800	19236007	OPEN	E	N	97-013	W60100
JEAWWW	075	A0800	19236008	OPEN	E	N	97-013	W60100
JEAWWW	075	A0800	19236009	OPEN	E	N	97-013	W60100
JEAWWW	075	A0800	19236010	OPEN	E	N	97-013	W60100
JEAWWW	075	A0800	19236011	OPEN	E	N	97-013	W60100
JEAWWW	079	A0700	19321012	OPEN	E	N	97-013	S70000
JEAWWW	075	40700	19221007	OPEN	E	N	97-007	W15000
JEAWWW	075	40700	19221008	OPEN	E	N	97-007	W15000
JEAWWW	075	40700	19221009	OPEN	E	N	97-007	W15000
JEAELEC	032	40700	19121011	OPEN	E	Y	98-004	D20000
JEAELEC	032	40700	19121012	OPEN	T	N	98-004	D20000
JEAELEC	032	40700	19121021	OPEN	E	Y	98-004	D20000
JEAELEC	032	D0300	19136002	OPEN	E	N	97-013	M40000
JEAWWW	075	D0300	19236006	OPEN	E	N	97-013	W60000
JEAELEC	032	C0200	19156000	OPEN	E	N	97-013	A10000
JEAWWW	075	C0200	19256000	OPEN	E	N	97-013	A10000
JEAELEC	032	20700	19146006	OPEN	E	N	97-013	M00800
JEAELEC	032	20700	19146008	OPEN	E	N	97-013	M00800
JEAELEC	032	20700	19146004	OPEN	E	N	97-013	M00800
JEAWWW	075	20700	16246006	OPEN	E	N	97-013	W60200
JEAELEC	032	20700	19146003	OPEN	E	N	97-013	M00800
JEAELEC	032	20700	19146005	OPEN	E	N	97-013	M00800
JEAELEC	032	20700	19146002	OPEN	E	N	97-013	M00800
JEAELEC	032	20700	19146001	OPEN	E	N	97-013	M00800
JEAELEC	032	10200		OPEN	T	N	98-005	T10000
JEAELEC	032	10200	19121000	OPEN	E	Y	98-004	D20000
JEAELEC	032	10200	19121017	OPEN	E	Y	98-004	D20000
JEAELEC	032	10200		OPEN	T	N	98-004	D20000
JEAELEC	032	10200		OPEN	T	N	98-005	S10000
JEAELEC	032	10200		OPEN	T	N	98-005	S10000
JEAELEC	032	10200		OPEN	E	Y	98-005	S10000
JEAELEC	032	10200		OPEN	T	N	98-005	T10000
JEAWWW	075	20427	19328009	OPEN	E	N	97-009	W25000
JEAWWW	080	20427	19421004	OPEN	E	N	97-012	W40000
JEAWWW	075	20427	19321015	OPEN	E	N	97-008	W20000
JEAWWW	080	20427	19221003	OPEN	E	N	97-007	W15000
JEAELEC	032	31000		OPEN	E	N	97-013	M40000
DE	092	31000		OPEN	E	N	06-014	CW0002
JEAELEC	032	31000		OPEN	E	N	97-013	M40000
JEAELEC	032	31000	19136003	OPEN	E	N	97-013	M40000
JEAELEC	032	31000	19136011	OPEN	E	N	97-013	M40000
JEAWWW	075	31000		OPEN	E	N	97-013	W60000
JEAWWW	075	31000		OPEN	E	N	97-013	W60000
JEAWWW	075	31000	19236000	OPEN	E	N	97-013	W60000
JEAWWW	075	31000	19236013	OPEN	E	N	97-013	W60000

WO Description

NGS - N01, N02 EXPANSION JOINTS INSTALLATION
KGS - B50, G60 & K30 PLANT ALARM AND PA SYSTEM
BBGS - B52, B53 AGP UPGRADE - SPARE PARTS
BBGS - B50 HRSG PERSONNEL ELEVATORS
BBGS - B52, B53 HRSG TRANSITION DUCT LINER
GEC - CT1 - HOT GAS PATH INSPECTION #1
GEC - CT2 - HOT GAS PATH INSPECTION #1
NGS - UNITS 1, 2, & 3 CAPITAL IMPROVEMENT PROJECTS
NGS - STEAM PLANT GENERAL CAPITAL IMPROVEMENTS
BBGS - GEC GENERAL CAPITAL IMPROVEMENTS
ENERGY MANAGEMENT SYSTEM - EMS - RTU UPGRADE PROJECT
ELECTRIC CUSTOMER SERVICE RESPONSE TOOLS AND EQUIPMENT
ENERGY MANAGEMENT SYSTEM - EMS - BASE UPGRADE PROJECT
230KV BREAKER REPLACEMENT
GENERAL UNDERGROUND NETWORK AND COMMERCIAL R&R AND UPGRADES
DISTRIBUTION SYSTEM - POLE REMOVAL
GRID OH AND UG UNIT PRICE
POLE REPLACEMENT PROGRAM
CAPITAL TOOLS AND EQUIPMENT - UG NETWORK AND SERVICE CENTERS
ELECTRIC DISTRIBUTION MAINTENANCE CAPITAL UPGRADES
TRANSMISSION CIRCUIT 830 STRUCTURE 42, 43, AND 44 REPLACEMENT
GENERAL SUBSTATION IMPROVEMENTS
SUBSTATION R&R PROJECTS - TRANSFORMER REPLACEMENTS
TRANSMISSION OUTDOOR POTENTIAL DEVICE REPLACEMENT
OM - GENERAL TRANSMISSION IMPROVEMENTS
230 KV_ 138KV_69 KV POLE REFURBISHMENT
230KV_138KV_69 KV INSULATOR REFURBISHMENT
CAPITAL TOOLS AND EQUIPMENT - T&S MAINTENANCE
GENERAL PROTECTION SYSTEM IMPROVEMENTS TRANSMISSION
REUSE FACILITY - CAPITAL EQUIPMENT REPLACEMENT
OM - REUSE DELIVERY R&R
SCADA RENEWAL & REPLACEMENT
FACILITIES - DISTRICT ENERGY SYSTEM (DES)
MANDARIN WRF - FILTER FEED PUMP NO 1 REPLACEMENT
BUCKMAN WRF - BIOSOLIDS PROCESS RENEWAL AND REPLACEMENT
WATER RECLAMATION FACILITIES - CAPITAL EQUIPMENT REPLACEMENT
PUMPING STATIONS - CAPITAL EQUIPMENT REPLACEMENT
DIESEL-DRIVEN BACKUP PUMP R&R
SCADA RTU AND CONTROL PANEL UPGRADES
WELL FIELD R&R
WATER PLANT CAPITAL RENEWAL & REPLACEMENT
WATER TREATMENT PLANT RESERVOIR R&R
WASTEWATER ODOR CONTROL - ALL PLANTS AND PUMP STATIONS
WATER TREATMENT PLANTS - SODIUM HYPOCHLORITE STORAGE TANK UPGRADES
WASTE WATER PUMPING STATION SAFETY IMPROVEMENTS - GUARD RAIL INSTALLATION
PONTE VEDRA WRF - UV DISINFECTION SYSTEM IMPROVEMENTS
BUCKMAN WRF - PRIMARY CLARIFIER REHABILITATION
OM - MANHOLE SCADA R&R
EASTPORT RD - EMUNESS RD TO SARA DR - DIST - NEW - FM
TIMAWATHA AVE - FM REPLACEMENT

Award #3 Supporting Documents 07/11/24

OM - GALVANIZED PIPE REPLACEMENT - PROGRAM
OM - SEWER COLLECTION SYSTEM TRENCHLESS R&R
OM - AIR RELIEF VALVES R&R
OM - MAIN EXTENSIONS AND TAPS – W
OM - MAIN EXTENSIONS AND TAPS – S
OM - SEWER COLLECTION SYSTEM R&R
OM - WATER DELIVERY SYSTEM R&R
GRID - COST PARTICIPATION - NEW - R
GRID - COST PARTICIPATION - NEW - FM
GRID - COST PARTICIPATION - NEW - W
BAY ST TO TALLEYRAND AVE - TRANS - NEW - WM
LDP PROGRAM - GRAVITY SEWER REPLACEMENT
LDP PROGRAM - WATER TRANSMISSION REPLACEMENT
LDP PROGRAM - LARGE DIAMETER CIPP
LDP PROGRAM - AIR RELEASE VALVE REPLACEMENT
LDP PROGRAM - DUCTILE IRON FM REPLACEMENT
OLD MIDDLEBURG RD - ARGYLE FOREST BLVD TO MAYNARD PL - TRANS - NEW - FM
SIPS - GREENLAND - SOUTHSIDE BLVD - DEERWOOD 3 TO GREENLAND - W
DAVIS - GATE PKWY TO RG SKINNER - TRANS - R
PRITCHARD RD - OLD PLANK RD TO CISCO DR W - TRANS - NEW - W
ST JOHNS FOREST WELLS
JP - JOINT PARTICIPATION PROJECTS - S
JP - JOINT PARTICIPATION PROJECTS - W
RESILIENCY - PUMP STATIONS, PLANTS, ELECTRICAL RELIABILITY
WELL REHABILITATION AND REPLACEMENT PROGRAM
COM - NEW ELECTRIC SERVICE ADDITIONS
CEMI-5 ELECTRIC DISTRIBUTION BETTERMENT
COM - DEVELOPMENT DRIVEN PROJECTS - E
26KV FEEDER CIRCUIT BREAKER REPLACEMENT
TRANSMISSION AND SUBSTATION CLASS CIRCUIT BREAKER REPLACEMENT PROGRAM
SOUTHSIDE GIS 6C2 CAPACITOR BANK REPLACEMENT
CHURCH STREET HPFF PIPE TYPE CABLE PUMP REPLACEMENT
MILL COVE HPFF PIPE TYPE CABLE PUMP REPLACEMENT
TRANSMISSION CIRCUIT 677 STRUCTURE 45 AND 62 REPLACEMENT
TRANSMISSION CIRCUIT 838 STRUCTURE 7, 8, 9, AND 10 REPLACEMENT
TRANSMISSION CIRCUIT 832/835/836/839 ANGLE POLE REPLACEMENT
GENERAL TRANSMISSION IMPROVEMENTS
STREETLIGHT IMPROVEMENTS - PHASE 3
JOINT PARTICIPATION ELECTRIC RELOCATION PROJECTS
GENERAL DISTRIBUTION IMPROVEMENTS
UNDERGROUND CABLE REPLACEMENT PROGRAM - EXISTING DEVELOPMENTS
OH-UG CONVERSION IN NEIGHBORHOODS
BARTRAM 298: FEEDER EXTENSION IN TRANSMISSION ROW FROM SUB TO BARTRAM PARK B
SAIDI IMPROVEMENT PLAN (SIP)
UTILITY LOCATE GROUP - CAPITAL EQUIPMENT - ELECTRIC
UTILITY LOCATE GROUP - CAPITAL EQUIPMENT - W
FLEET - EXPANSION - E
FLEET - REPLACEMENT - E
FLEET - EXPANSION - W
FLEET - REPLACEMENT - W
FACILITIES - EV CHARGING BASE INFRASTRUCTURE - ELECTRIC SITES
FACILITIES - PLUMBING AND FIRE SYSTEM UPGRADES - ELECTRIC
FACILITIES - BUILDING UPGRADES - E
FACILITIES - ELEVATORS - E
FACILITIES - LIGHTING - E

Award #3 Supporting Documents 07/11/24

FACILITIES - PAVING AND SITE IMPROVEMENTS - E
FACILITIES - HEATING, VENTILATION, AND AIR - E
FACILITIES - ROOF REPLACEMENTS - E
FACILITIES - GENERATORS - E
FACILITIES - DII WRF - NEW WAREHOUSE
FACILITIES - MAIN ST LAB EMERGENCY GENERATOR PROJECT
FACILITIES - EV CHARGING BASE INFRASTRUCTURE - WATER SITES
FACILITIES - BUILDING UPGRADES - W
FACILITIES - PLUMBING UPGRADES - W
FACILITIES - ELECTRIC AND LIGHTING SYSTEMS - W
FACILITIES - PAVING AND SITE IMPROVEMENTS - W
FACILITIES - HEATING, VENTILATION, AND AIR - W
FACILITIES - ROOF REPLACEMENTS - W
RES - EASEMENT LOCATION AND ACQUISITIONS - W
WATER METERS - REPLACEMENT
WATER METERS - GROWTH
WATER METERS - LARGE WATER METER REPLACEMENT
ELECTRIC METERS - REPLACEMENT
ELECTRIC METERS - GROWTH
ELECTRIC METERS - 2-WAY METER CONVERSION
LABORATORY EQUIPMENT UPGRADES - E
LABORATORY EQUIPMENT UPGRADES - W
CAPITAL ADMINISTRATIVE OVERHEAD- ELECTRIC
CAPITAL ADMINISTRATIVE OVERHEAD - W
TS - PC AND LAPTOP REFRESH (4-YR CYCLE) - E
TS - TECHNOLOGY SECURITY R&R
TS - FCRS - UPGRADES & RADIOS - E
TS - IT INFRASTRUCTURE (SAN, DATABASES)
TS - TOWERS
TS - NMR GROWTH - NEW MCC ADDITIONS AND TAKEOUT POINTS - SMART GRID
TS - FIBER OPTIC CATV REPLACEMENT
TS - NETWORK & WIRELESS EQUIPMENT - R&R
69KV - 663 LINE REBUILD
ELECTRIC DISTRIBUTION SYSTEM IMPROVEMENTS
AUTOMATIC RECLOSER DEPLOYMENT
PARK AND KING 4KV DISTRIBUTION FEEDER GETAWAY REBUILD
PARK AND KING 4KV SUBSTATION REBUILD
PARK AND KING 4KV SUBSTATION REBUILD - SPCP
230KV BREAKER REPLACEMENT - SPCP
69KV - 663 LINE REBUILD - SPCP
DEVELOPMENT DRIVEN PROJECTS - PS
DEVELOPMENT DRIVEN PROJECTS - R
DEVELOPMENT DRIVEN PROJECTS - S
DEVELOPMENT DRIVEN PROJECTS - W
SECURITY - IDENTITY MANAGEMENT SYSTEM UPGRADES
SECURITY - DISTRICT ENERGY SYSTEM (DES)
SECURITY - CIP PSP ELECTRONIC VISITOR LOGS
SECURITY - E
SECURITY - FENCING - E
SECURITY - ARLINGTON EAST WRF FENCE UPGRADE
SECURITY - CONSERVATION CENTER ENHANCEMENTS
SECURITY - W
SECURITY - FENCING - W

Award #3 Supporting Documents 07/11/24

		\$ 684,398.15	Month
		\$ 8,212,777.75	12 Month
	Award Amount	\$ 41,063,888.77	Contract
	Budget		
	FY20	\$ 7,528,379.61	
	FY21	\$ 8,212,777.75	
	FY22	\$ 8,212,777.75	
	FY23	\$ 8,212,777.75	
	FY24	\$ 8,212,777.75	
	FY25	\$ 684,398.15	
		\$ 41,063,888.77	



Formal Bid and Award System

Award #8 September 15, 2022

Type of Award Request: JOINT PROJECT
Requestor Name: Ralph, Mark
Requestor Phone: (904) 855-9361
Project Title: Interstate 95 and Martin Luther King, Jr. Parkway Interchange Water Main Replacement and Sewer Rehabilitation
Project Number: 8006300 (W), 8007955 (S)
Project Location: JEA
Funds: Capital
Estimate: \$1,461,064.96 (W); \$400,000 (S) = 1,861,064.96

Scope of Work:

The Florida Department of Transportation (FDOT) Contractor will replace a sewer trunk main and the old 20-inch cast iron water main within the right of way of FDOT at the Interstate 95 (I-95) and Martin Luther King, Jr. Parkway (MLK) interchange.

The FDOT contractor will modify the I-95 and MLK interchange with lane modifications and construction of a new bridge over MLK. The JEA work includes replacing deteriorating cast iron pipe water main with 2,196 LF of 20-inch ductile iron pipe and 170 LF of 6-inch ductile iron pipe by open cut construction, and 249 LF of 36-inch and 54 LF of 16-inch steel casing by auger bore construction.

Additionally, JEA work will include rehabilitation of two (2) manholes, temporary bypass pumping, and replacement of the CIPP lining of 443 LF of 24-inch vitrified clay (VC) sewer trunk main. This is part of the Large Diameter Pipe (LDP) program.

JEA IFB/RFP/State/City/GSA#: N/A
Purchasing Agent: Rix, Lynn W.
Is this a Ratification?: NO

RECOMMENDED AWARDEE(S):

Name	Address	Phone	Amount
FLORIDA DEPT OF TRANSPORTATION	FDOT, c/o Wells Fargo Bank, N.A., 1 Independent Drive, Jacksonville FL 32202	(813) 225-4338	\$1,861,064.96

Amount for entire term of Contract/PO: \$1,861,064.96
Award Amount for remainder of this FY: \$1,861,064.96
Length of Contract/PO Term: Project Completion
Begin Date: 09/30/2022
End Date: Project Completion (Estimated: May 2025)
JSEB Requirement: N/A - FDOT

Award #3 Supporting Documents 07/11/24

BIDDER:

Name	Amount
FLORIDA DEPT OF TRANSPORTATION	\$1,861,064.96

Background/Recommendations:

JEA's water main and sewer trunk main are within the FDOT's footprint/right-of-way for lane modifications and a new bridge construction project. This work will replace deteriorating cast iron pipe of the water main and repair VC sewer trunk main within the limits of the FDOT project.

JEA's utility construction work will be included with FDOT's bid and constructed by FDOT's contractor via the terms of the existing JEA/FDOT Master Agreement. By doing so, roadway restoration costs will be minimized. Per the terms of the master agreement, JEA is prepaying FDOT for the estimated value of the construction work. If the bid pricing is below the estimate JEA will request a refund of the difference, and if the bid pricing is more than estimated JEA will pay the difference. A copy of the FDOT payment request letter is attached for reference.

Request approval to award payment to Florida Department of Transportation for I-95 and MLK Interchange Water Main Replacement and Sewer Rehabilitation project in the amount of \$1,861,064.96, subject to the availability of lawfully appropriated funds.

Manager: Sulayman, Mickhael S. – Senior Manager Project Management
Director: Conner, Sean M. - Dir W/WW Project Engineering & Construction
VP: Vu, Hai X. - VP Water Wastewater Systems

APPROVALS:

Stephen Datz 9/15/2022

Chairman, Awards Committee **Date**

Stephanie M Healy 9/15/2022

Budget Representative **Date**

Type text here

Award #3 Supporting Documents 07/11/24



Florida Department of Transportation

RON DESANTIS
GOVERNOR

1109 S. Marion Avenue MS 2024
Lake City, FL 32025

Date: 9/12/2022 | 9:15 AM EDT

Mr. Mickhael Sulayman, P.E.
JEA Water & Sewer
21 West Church Street, T4
Jacksonville, Florida 32202-3139

**RE: UTILITY WORK BY HIGHWAY CONTRACTOR AGREEMENT (AT UAO AND FDOT
EXPENSE COMBINED)
FPID: 433899-2-56-01
Federal No. – D-222-030-B
County – Duval
State Road – 9 @ SR 115
Project Location – INTERCHANGE - ADD LANES - I-95(SR9) @ SR115(US1)/ML
KING/20TH STREET**

Dear Mr. Sulayman:

This is your approved **Utility Work Order #4 / Notice to Proceed** in the amount of **\$1,861,064.96** for construction costs needed for JEA Water & Sewer facilities 20" Water Main and Sewer CIPP Pipe Lining on SR 9 @ SR 115 as reflected under the terms of the executed Utility Work by Highway Contractor Master Agreement (at UAO and FDOT Expense Combined) dated December 7, 2000.

Note: The Department of Transportation is requesting the Deposit of the above required funds by 9/20/2022.

Sincerely,

DocuSigned by:
A handwritten signature in black ink that reads "Todd Hunt".
6B9D6634951247F...

Todd Hunt
D2 Utilities Administrator

cc: Eric Shimer– Project Management – Email
D2 Estimates – Email
Charmaine Small – OOC General Accounting Office - Email
File – Letter & Agreement

UTILITY WORK ORDER CHANGE NO. 4

Financial Project ID: 433899-2-56-01Ã	Federal Project ID: D222-030-B
County: Duval Ã	State Road No.: 9
District Document No: 1	
Utility Agency/Owner (UAO): JEA Water & Sewer Ã	

 $+, \bar{A}$

Q. 1. 012A 5.62A789-53; <A9A:64.5= A9 A:??>@/A17 0/ . 4A3A9 AA?A70<*:5A4A133793:0A9A.A486B19A8?3
/ +5.. C.0 9DA70:AA.5:5CA41-A@5EA11:5<30/2DA>859A<4156. <A4A
\$932AG:5A2A13/- @72A:0 9579 5AJ74.5A/. .C. 09KA5+L470A4NL%Ä(OA.04. ÄI: C630<PÄ
Q.ÄAÄA3C4Ä-Ä@5E1=. <Ä2A9-3AG:5ÄL5=ÄI- 70/. Ä75Ä5.5.0 1.<Ä9Ä70Ä5.. C.0 9Ä>Ä 1:5<Ä:79.<ÄQ*!Ä*Q!!! Ä70Ä0:Ä
)8AA?C.0 97Ä+5.. C.0 9ÄA.R85< Ä

 $S_{\bar{A}}$

A
 ,A%-.A\$93?9Q2?:1793:0AG5A9A10>:5CA9:Ag9A4-@A2A-.A89B2AB80C.09A?D4A4FÄ
 AAAAAAAAAAAAAAAAAAH(N,A
 AAAAAAAAAAAAAAAAA&SIN(NÄ&UÄ%(H&VHG+WÄILU %T+I%ÄX+U),Ä
 A
 Q,A%-.A:49A:9A4A\$93?9Q2:5A9A
 AAAAAAAAAAAAAAAAAAU T(&JSS\$ T)+S'(Ä Ä
 AAAAAAAAAAAAAAAAA&JSS\$ T)+S'(Ä
 AAAAAAAAAAAAAAAAAPA AÄM:51.Ä+11:8 09ÄJ.9-:<Ä
 AAAAAAAAAAAAAAAAAPA AÄ8 CAÄ8CÄJ.9-:<Ä
 AAAAAAAAAAAAAAAAAPA AÄ%-35AX752ÄI0 957ÄW.9-:<Ä

 I, \bar{A}

A							
()% &J+%(NÄI L) %ÄMÄGLTZÄNS(Ä)LÄ%HÄI H+UV (FÄ							
&%ÜÄUL ,Ä	&%Ü Ä	\$U&Ä	\$U&Ä XT&I(Ä	GL TZÄ(' &JU+%(NÄHÄ		+NN&%ÜL+ÄG LT ZÄK(FÄ	
				\\$ +U%&VÄ	+JL\$ U%Ä	\\$ +U%&VÄ	+JL\$ U%Ä
#YJ ^^^Q' _" ! Ä	GL Äa#Ä	ÄÄÄÄÄÄ	Ä Ä Ä Ä Ä	Ä Ä Ä Ä Ä Ä	Ä Ä Ä Ä Ä Ä	Ä Ä Ä Ä Ä Ä	b DÄ !D #^,! ^Ä
#YJ ^^^Q' _ " ! Ä	GL a#Ä	ÄÄ Ä Ä Ä	ÄÄ Ä Ä Ä Ä	Ä Ä Ä Ä Ä Ä	Ä Ä Ä Ä Ä Ä	Ä Ä Ä Ä Ä Ä	bj !D _.] ÄÄ
Ä Ä Ä Ä Ä Ä	Ä Ä Ä Ä Ä Ä	ÄÄ Ä Ä Ä	ÄÄ Ä Ä Ä Ä	Ä Ä Ä Ä Ä Ä	Ä Ä Ä Ä Ä Ä	Ä Ä Ä Ä Ä Ä	Ä Ä Ä Ä Ä Ä
Ä Ä Ä Ä Ä Ä	Ä Ä Ä Ä Ä Ä	ÄÄ Ä Ä Ä	ÄÄ Ä Ä Ä Ä	Ä Ä Ä Ä Ä Ä	Ä Ä Ä Ä Ä Ä	Ä Ä Ä Ä Ä Ä	Ä Ä Ä Ä Ä Ä
Ä Ä Ä Ä Ä Ä	Ä Ä Ä Ä Ä Ä	ÄÄ Ä Ä Ä	ÄÄ Ä Ä Ä Ä	Ä Ä Ä Ä Ä Ä	Ä Ä Ä Ä Ä Ä	Ä Ä Ä Ä Ä Ä	Ä Ä Ä Ä Ä Ä
Ä Ä Ä Ä Ä Ä	Ä Ä Ä Ä Ä Ä	ÄÄ Ä Ä Ä	ÄÄ Ä Ä Ä Ä	Ä Ä Ä Ä Ä Ä	Ä Ä Ä Ä Ä Ä	Ä Ä Ä Ä Ä Ä	Ä Ä Ä Ä Ä Ä
Ä Ä Ä Ä Ä Ä	Ä Ä Ä Ä Ä Ä	ÄÄ Ä Ä Ä	ÄÄ Ä Ä Ä Ä	Ä Ä Ä Ä Ä Ä	Ä Ä Ä Ä Ä Ä	Ä Ä Ä Ä Ä Ä	Ä Ä Ä Ä Ä Ä
)86 "%:9?74.....	Ä			Ä Ä Ä Ä Ä Ä		Ä	b DJ' DI' #, ^ Ä
U.9Ä :49Ä>ÄI:0 4\$81930Ä- 70/.4DÄ9-3Ä5<. 5.....	Ä			Ä ÄÄÄ		Ä	b D' DI' #, ^ Ä
I:49 Ä>ÄI:0 4\$81930Ä- 70/.4DÄ=384?2Ä:5<.<.....	Ä			Ä ÄÄÄ		Ä	b `YDÄ#,Y#Ä
U.9Ä:9?ÄI:49ÄI0 4\$81930Ä- 70/.4Ä9ÄN79,	Ä			Ä		bQDIQQIYÄ,YIÄ	
I:0 57I9Ä+C809,.....	Ä			Ä		bQID_DIYÄ,YIÄ	
(493C79<ÄI:4 9ÄAG:5EÄ89:53;. <ÄÄN79,.....	Ä			Ä		bQID_DIYÄ,YIÄ	
Ä							

 \bar{A}

T.1: $CC.0 < \cdot < \nabla$

! *Q;*Q!QC

 $+AA5 := \cdot < F$

9/12/2022 | 9:15 AM EDT

$$+AA5 := \langle F$$

N79.Ā

Clay Dicks

Digitally signed by Clay Dicks
DN: C=US, OU=SNC Lavalin, O=Atkins North America,
CN=Clay Dicks, E=clay.dicks@atkinsglobal.com
Reason: I am the author of this document
Location: your signing location here
Date: 2022.05.24 13:55:06-04'00'

 \bar{A}

-DocuSigned by:

N79.Ā

 \bar{A}

Jodd Hunt

N349B\$A3?392Ak30795A

 \bar{A}

N349B 6B9D634951247F...3495795A

 \bar{A}

N3=343A<C3034995A
M<.57?AH3@72A<C303495790

I?72ÄN31E

 \bar{A}

0: < < A H 8 0 9

 \bar{A}

%2A <ÄTC Ä

 \bar{A}

0.6"1JHH>I E<M"	C # "97"1Jl <EOK@JKJ<E<"AJ?"P!F;E>?"_ "<>F>?)Ä!!""AOIB @D"?cO><E"OGB;B';I B"?>@<>B "
"	.-30.30.006 "

Award #3 Supporting Documents 07/11/24

**Florida Department of Transportation
Office of the Comptroller
Wire and ACH Instructions**



**Wire and ACH Instructions for Local Funds Being Deposited into the Treasury Cash
Deposit Trust Fund K 11-78 with Department of Financial Services**

Please wire or ACH funds to:
Department of Financial Services
c/o Wells Fargo Bank, N.A.
1 Independent Drive
Jacksonville, Florida 32202
Phone: (813) 225-4338

ESCROW WIRING and ACH INSTRUCTIONS

Wells Fargo Bank, N.A.
Account # 4834783896
ABA # 121000248
Chief Financial Officer of Florida
Re: DOT – K 11-78, Financial project #

In order for FDOT to receive credit for the funds due to the Department, the reference line must contain “FDOT” and an abbreviated purpose, financial project number or LFA account number.

Once the wire transfer is complete, please contact Charmaine Small at 850-414-4885 with the following information:

Financial Project Number, Dollar amount of transfer, Name of Participant

It is critical that the above information be provided to the LFA accountants to properly process the deposit.

SUBSTITUTE FORM W9: The Department of Financial Services now requires all entities who receive payments from the State of Florida to have a Substitute Form W-9 on file. All cash disbursements (return of cash collateral or earned income) will be subject to this requirement. The Substitute Form W-9 can be completed online through the State of Florida Vendor Portal Website (<https://flvendor.myfloridacfo.com/>).

UTILITY WORK BY HIGHWAY CONTRACTOR MASTER AGREEMENT: N1
(AT UAO AND FDOT EXPENSE COMBINED): 01

THIS AGREEMENT, entered into this 14 day of December, year of 2010 by and between the STATE OF FLORIDA DEPARTMENT OF TRANSPORTATION, hereinafter referred to as the "FDOT", and TEA, hereinafter referred to as the "UAO";

WITNESSETH:

WHEREAS, the UAO owns, or may in the future own, certain utility facilities which are or may in the future be located on any public roads or publicly owned rail corridors, hereinafter referred to as the "Facilities" (said term shall be deemed to include utility facilities as the same may be relocated, adjusted, or placed out of service); and

WHEREAS, the FDOT, engages in projects which involve constructing, reconstructing, or otherwise changing public roads and other improvements located on public roads or publicly owned rail corridors, hereinafter referred to as either the "Project" or "Projects"; and

WHEREAS, the Projects may require the location (vertically and/or horizontally), protection, relocation, adjustment, or removal of the Facilities, or some combination thereof, hereinafter referred to as "Utility Work"; and

WHEREAS, the UAO, in accordance with and subject to the limitations of the terms and conditions of this Agreement, may be entitled to be reimbursed for some of the Utility Work and may, under the law of the State of Florida, be obligated to perform other Utility Work at the UAO's sole cost and expense; and

WHEREAS, the FDOT and the UAO have authority to enter into a joint agreement pursuant to Section 337.403(1)(b), Florida Statutes for the Utility Work to be accomplished by the FDOT's contractor as part of the construction of the Projects; and

WHEREAS, the FDOT and the UAO desire to enter into a master agreement which establishes the terms and conditions under which the Utility Work, both for Utility Work to be reimbursed and for Utility Work to be performed at the sole cost and expense of the UAO, will be performed by the FDOT's highway contractor for any particular project and eliminates the need for an individual agreement on each Project;

NOW, THEREFORE, in consideration of the premises and the mutual covenants contained herein, the FDOT and the UAO hereby agree as follows:

1. Implementing Projects

In the event that the FDOT determines that Utility Work may be necessary for any Project, the following procedure shall apply to implementing the arrangement to have the Utility Work performed by FDOT's highway contractor for that Project, provided that the UAO and the FDOT may mutually agree to combine or eliminate all or any portion of this procedure on any Project:

a. First Contact.

- (1) The FDOT shall send a written notice to the UAO specifying the applicable Project, offering to implement a joint arrangement for the project, providing the FDOT's then current plans for the Project, specifying the current percentages for the Allowances as defined in Subparagraph 3. d. that the FDOT requires at that time, and specifying the return date by which the UAO must comply with Subparagraphs 1.a.(2), (3) and (4).
- (2) The UAO shall, by the date specified by the FDOT in the written notice, respond in writing to the FDOT's offer to implement a joint arrangement, stating whether the UAO desires to implement a joint arrangement or not for the particular Project, specifying what Facilities the UAO does not want to include in the joint arrangement, specifying what inspection and testing activities the UAO desires to have the FDOT perform under Subparagraph 2.e., and specifying the desired method of deposit for funds paid by the UAO under Subparagraph 3.e. Deposits of less than \$100,000.00 must be pre-approved by the FDOT Comptroller's Office.

UTILITY WORK BY HIGHWAY CONTRACTOR MASTER AGREEMENT
(AT UAO AND FDOT EXPENSE COMBINED)

- (3) In the event that the UAO timely indicates that it desires to implement a joint arrangement, the UAO, shall also return a copy of the FDOT's plans on which the location of the existing Facilities is marked or verified to FDOT's satisfaction. The UAO shall also mark which of the Facilities the UAO believes are reimbursable under this Agreement.
- (4) If the UAO believes that the Utility Work is reimbursable under this Agreement, the UAO shall, by the date specified by the FDOT in the written notice, also return documentation of the basis for entitlement to reimbursement under the provisions of this Agreement, and a preliminary estimate of the cost for the Utility Work. Failure to timely return such documentation shall make the Utility Work not reimbursable.
- (5) After receipt of the documents required by Subparagraphs 1. a. (2), (3) and (4), the FDOT shall send a notice to the UAO confirming the implementation of the joint arrangement, and confirming the FDOT acceptance of the items specified by the UAO under Subparagraph 1.a.(2) above.
- (6) If the UAO fails to respond timely as required above or declines to implement a joint arrangement for the Project, or if the FDOT does not accept the items specified by the UAO specified under Subparagraph 1.a.(2), this Agreement shall no longer apply to the Utility Work for that Project and the Utility Work for that Project shall be performed under a separate arrangement.

b. Second Contact.

- (1) After confirmation of the implementation by the FDOT pursuant to Subparagraph 1.a.(5) above, the FDOT shall, at the appropriate time, send a notice to the UAO, along with an updated set of plans for the Project, specifying the time and place of a mandatory utility meeting.
- (2) A representative of the UAO familiar with the Project and the Facilities shall attend the meeting and be prepared to discuss the Project and the design for the Utility Work. The representative shall bring to the meeting a copy of the FDOT's updated plans marked with any existing Facilities not accurately shown thereon and marked with a preliminary Utility Work design concept.

c. Third Contact.

- (1) After the mandatory utility meeting, the FDOT shall, at the appropriate time, send the UAO:
 - (a) Additional updated FDOT plans for the Project;
 - (b) The FDOT's then current Utility Work Schedule form (said schedule to be used in the case of a bid rejection);
 - (c) If the Utility Work is reimbursable, the FDOT's then current utility estimate summary form;
 - (d) If not previously provided, a notice verifying eligibility for reimbursement or verifying that the Utility Work is not reimbursable;
 - (e) A notice specifying the return date by which the UAO must comply with Subparagraph 1.c.(2);
 - (f) A notice specifying whether a utility permit will be required for the Utility Work;
 - (g) A notice verifying the version of the Utility Accommodation Manual that will apply to the Utility Work;
 - (h) A notice verifying the stages for the Plans Package review under Subparagraph 1.c.7.;
 - (i) The current form of Memorandum of Agreement for deposit of funds referred to in Subparagraph 3.e.;
 - (j) The instruction form then being used by the FDOT for providing direction in following this process; and
 - (k) Such other information the FDOT deems pertinent.
- (2) Within the time frame specified in this third contact notice, the UAO shall return to the FDOT a final engineering design, plans, technical special provisions, a cost estimate, and a contingency Utility Work Schedule (said contingency schedule to be used in the case of a bid rejection) for the Utility

STATE OF FLORIDA DEPARTMENT OF TRANSPORTATION
UTILITY WORK BY HIGHWAY CONTRACTOR MASTER AGREEMENT
 (AT UAO AND FDOT EXPENSE COMBINED)

Form No. 710-010-64
 UTILITIES
 Rev. 10/00

Work (hereinafter referred to as the "Plans Package"). The cost estimate which is part of the Plans Package shall be separated into an amount for the Facilities which are reimbursable and those which are not.

- (3) The Plans Package shall be in the same format as the FDOT's contract documents for the Project and shall be suitable for reproduction.
- (4) Unless otherwise specifically directed in writing, the Plans Package shall include any and all activities and work effort required to perform the Utility Work, including but not limited to, all clearing and grubbing, survey work and shall include a traffic control plan.
- (5) The Plans Package shall be prepared in compliance with the FDOT's Utility Accommodation Manual and the FDOT's Plans Preparation Manual in effect at the time the Plans Package is prepared, and the FDOT's contract documents for the Project. If the FDOT's Plans Preparation Manual has been updated and conflicts with the Utility Accommodation Manual, the Utility Accommodation Manual shall apply where such conflicts exist.
- (6) The technical special provisions which are a part of the Plans Package shall be prepared in accordance with the FDOT's guidelines on preparation of technical special provisions and shall not duplicate or change the general contracting provisions of the FDOT's Standard Specifications for Road and Bridge Construction and any Supplemental Specifications, Special Provisions, or Developmental Specifications of the FDOT for the Project.
- (7) UAO shall provide a copy of the proposed Plans Package to the FDOT, and to such other right of way users as designated by the FDOT, for review at the following stages identified in the notices from the FDOT referenced above. Prior to submission of the proposed Plans Package for review at these stages, the UAO shall send the FDOT a work progress schedule explaining how the UAO will meet the FDOT's production schedule. The work progress schedule shall include the review stages, as well as other milestones necessary to complete the Plans Package within the time specified in Subparagraph 1.c.(2) above.
- (8) In the event that the FDOT finds any deficiencies in the Plans Package during the reviews performed pursuant to Subparagraph 1.c.(7) above, the FDOT will notify the UAO in writing of the deficiencies and the UAO will correct the deficiencies and return corrected documents within the time stated in the notice. The FDOT's review and approval of the documents shall not relieve the UAO from responsibility for subsequently discovered errors or omissions.
- (9) The FDOT shall furnish the UAO such information from the FDOT's files as requested by the UAO; however, the UAO shall at all times be and remain solely responsible for proper preparation of the Plans Package and for verifying all information necessary to properly prepare the Plans Package, including survey information as to the location (both vertical and horizontal) of the Facilities. The providing of information by the FDOT shall not relieve the UAO of this obligation nor transfer any of that responsibility to the FDOT.
- (10) The Facilities and the Utility Work will include all utility facilities of the UAO which are located within the limits of the Project, except as specifically indicated and agreed to by the parties in the notices referenced above. These exceptions shall be handled by separate arrangement.
- (11) The UAO shall fully cooperate with all other right of way users in the preparation of the Plans Package. Any conflicts that cannot be resolved through cooperation shall be resolved in the manner determined by the FDOT.

2. Performance of Utility Work

- a. The FDOT shall incorporate the Plans Package into its contract for construction of the Project.
- b. The FDOT shall procure a contract for construction of the Project in accordance with the FDOT's requirements.

Award #3 Supporting Documents 07/11/24

Form No. 710-010-64
UTILITIES
Rev. 10/00

STATE OF FLORIDA DEPARTMENT OF TRANSPORTATION
UTILITY WORK BY HIGHWAY-CONTRACTOR MASTER AGREEMENT
(AT UAO AND FDOT EXPENSE COMBINED)

- c. If the portion of the bid of the contractor selected by the FDOT which is for performance of the portion of the Utility Work which is not reimbursable exceeds the FDOT's official estimate for that portion of the Utility Work by more than ten percent (10%) and the FDOT does not elect to participate in the cost of that portion of the Utility Work pursuant to Section 337.403(1)(b), Florida Statutes, the UAO may elect to have the Utility Work removed from the FDOT's contract by notifying the FDOT in writing within 5 days from the date that the UAO is notified of the bid amount. Unless this election is made, the Utility Work shall be performed as part of the Project by the FDOT's contractor.
- d. If the UAO elects to remove the Utility Work from the FDOT's contract in accordance with Subparagraph 2. c., the UAO shall perform the Utility Work separately pursuant to the terms and conditions of the FDOT's standard relocation agreement, the terms and conditions of which are incorporated herein for that purpose by this reference, and in accordance with the contingency relocation schedule which is a part of the Plans Package. The UAO shall proceed immediately with the Utility Work so as to cause no delay to the FDOT or the FDOT's contractor in constructing the Project.
- e. The UAO shall perform all engineering inspection, testing, and monitoring of the Utility Work to insure that it is properly performed in accordance with the Plans Package, except for the activities identified in the notices sent pursuant to Paragraph 1. to be performed by, or on behalf of the FDOT and will furnish the FDOT with daily diary records showing approved quantities and amounts for weekly, monthly, and final estimates in accordance with the format required by FDOT procedures.
- f. Except for the inspection, testing, monitoring and reporting to be performed by the UAO in accordance with Subparagraph 2. e., the FDOT will perform all contract administration for its construction contract.
- g. The UAO shall fully cooperate with the FDOT and the FDOT's contractor in all matters relating to the performance of the Utility Work.
- h. The FDOT's engineer has full authority over the Project and the UAO shall be responsible for coordinating and cooperating with the FDOT's engineer. In so doing, the UAO shall make such adjustments and changes in the Plans Package as the FDOT's engineer shall determine are necessary for the prosecution of the Project.
- i. The UAO shall not make any changes to the Plans Package after the date on which the FDOT's contract documents are mailed to Tallahassee for advertisement of the Project unless those changes fall within the categories of changes which are allowed by supplemental agreement to the FDOT's contract pursuant to Section 337.11, Florida Statutes. All changes, regardless of the nature of the change or the timing of the change, shall be subject to the prior approval of the FDOT.

3. Cost of Utility Work

- a. The Utility Work will be reimbursable under this Agreement when the Project is federal aid eligible pursuant to the provisions of Section 337.403(1)(a), Florida Statutes, when a written agreement incidental to a right-of-way acquisition process requires the FDOT to compensate the UAO for the costs of any subsequent relocation of the Facilities, or when the UAO holds a compensable land interest under Florida condemnation law in the existing location of the Facilities at the time of the Project. In any other circumstances, the Utility Work will be performed at the sole cost and expense of the UAO. Failure of the UAO to timely provide documentation of the basis for reimbursement as required by Subparagraph 1.a.(3) of this Agreement shall make the Utility Work not reimbursable.
- b. The UAO shall be responsible for all costs of the portion of Utility Work that is not reimbursable which the FDOT does not elect to participate in under Section 337.403(1)(b), Florida Statutes and all costs associated with any adjustments or changes to the Utility Work determined by the FDOT's engineer to be necessary, including, but

STATE OF FLORIDA DEPARTMENT OF TRANSPORTATION
UTILITY WORK BY HIGHWAY CONTRACTOR MASTER AGREEMENT
 (AT UAO AND FDOT EXPENSE COMBINED)

Form No. 710-010-64
 UTILITIES
 Rev. 10/00

not limited to the cost of changing the Plans Package and the increase in the cost of performing the Utility Work, unless the adjustments or changes are necessitated by an error or omission of the FDOT. The UAO shall not be responsible for the cost of delays caused by such adjustments or changes unless they are attributable to the UAO pursuant to Subparagraph 4.a.

- c. At such time as the FDOT prepares its official estimate, the FDOT shall notify the UAO of the amount of the official estimate for the Utility Work. Upon being notified of the official estimate, the UAO shall have five (5) working days within which to accept the official estimate for purposes of making deposits and for determining any possible contribution on the part of the FDOT to the cost of the Utility Work, or to elect to have the Utility Work removed from the FDOT's contract and performed separately pursuant to the terms and conditions set forth in Subparagraph 2. d. hereof.
- d. At least thirty (30) calendar days prior to the date on which the FDOT advertises the Project for bids, the UAO will pay to the FDOT an amount equal to the portion of the FDOT's official estimate which is not reimbursable; plus the percentages established by the notice given under Subparagraph 1.a.(1) for mobilization of equipment for the Utility Work, additional maintenance of traffic costs for the Utility Work, and for administrative costs of field work, tabulation of quantities, Final Estimate processing and Project accounting (said three amounts for mobilization, maintenance of traffic and administrative costs to be hereinafter collectively referred to as the "Allowances"); plus 10% of the official estimate for a contingency fund to be used as hereinafter provided for changes to the Utility Work during the construction of the Project (the "Contingency Fund").
- e. Payment of the funds pursuant to this paragraph will be made directly to the FDOT for deposit into the State Transportation Trust Fund or as provided in the Memorandum of Agreement between UAO, FDOT and the State of Florida, Department of Insurance, Division of Treasury as specified in the notices provided pursuant to Paragraph 1.
- f. If the portion of the contractor's bid selected by the FDOT for performance of the Utility Work which is not reimbursable exceeds the amount of the deposit made pursuant to Subparagraph c. above, then subject to and in accordance with the limitations and conditions established by Subparagraph 2. c. hereof regarding FDOT participation in the cost of the Utility Work and the UAO's election to remove the Utility Work from the Project, the UAO shall, within fourteen (14) calendar days from notification from the FDOT or prior to posting of the accepted bid, whichever is earlier, pay an additional amount to the FDOT to bring the total amount paid to the total obligation of the UAO for the cost of the Utility Work which is not reimbursable, plus Allowances and 10% Contingency Fund. The FDOT will notify the UAO as soon as it becomes apparent the accepted bid amount plus allowances and contingency is in excess of the advance deposit amount; however, failure of the FDOT to so notify the UAO shall not relieve the UAO from its obligation to pay for its full share of project costs on final accounting as provided herein below. In the event that the UAO is obligated under this Subparagraph 3.f. to pay an additional amount and the additional amount that the UAO is obligated to pay does not exceed the Contingency Fund already on deposit, the UAO shall have sixty (60) calendar days from notification from the FDOT to pay the additional amount, regardless of when the accepted bid is posted.
- g. If the accepted bid amount plus allowances and contingency for the non-reimbursable Utility Work is less than the advance deposit amount, the FDOT will refund the amount that the advance deposit exceeds the bid amount plus allowances and contingency if such refund is requested by the UAO in writing and approved by the Comptroller of the FDOT or his designee.
- h. Should contract modifications occur that increase the UAO's share of total project costs, the UAO will be notified by the FDOT accordingly. The UAO agrees to provide, in advance of the additional work being performed, adequate funds to ensure that cash on deposit with the FDOT is sufficient to fully fund its share of the project costs. The FDOT shall notify the UAO as soon as it becomes apparent the actual costs will overrun the award amount; however, failure of the FDOT to so notify the UAO shall not relieve the UAO from its obligation to pay for its full share of project costs on final accounting as provided herein below.
- i. The FDOT may use the funds paid by the UAO for payment of the cost of the non-reimbursable Utility Work. The Contingency Fund may be used for increases in the cost of the non-reimbursable Utility Work which occur

UTILITY WORK BY HIGHWAY CONTRACTOR MASTER AGREEMENT

(AT UAO AND FDOT EXPENSE COMBINED)

because of quantity overruns or because of adjustments or changes in the Utility Work made pursuant to Subparagraph 2. h. Prior to using any of the Contingency Fund, the FDOT will obtain the written concurrence of the person delegated that responsibility by written notice from the UAO. The delegatee shall respond immediately to all requests for written concurrence. If the delegatee refuses to provide written concurrence promptly and the FDOT determines that the work is necessary, the FDOT may proceed to perform the work and recover the cost thereof pursuant to the provisions of Section 337.403(3), Florida Statutes. In the event that the Contingency Fund is depleted, the UAO shall, within fourteen (14) calendar days from notification from the FDOT, pay to the FDOT an additional 10% of the total obligation of the UAO for the cost of the Utility Work established under Subparagraph 3. f. for future use as the Contingency Fund.

- j. Upon final payment to the Contractor, the FDOT intends to have its final and complete accounting of all costs incurred in connection with the work performed hereunder within three hundred sixty (360) days. All project cost records and accounts shall be subject to audit by a representative of the UAO for a period of three (3) years after final close out of the Project. The UAO will be notified of the final cost. Both parties agree that in the event the final accounting of total project costs pursuant to the terms of this agreement is less than the total deposits to date, a refund of the excess will be made by the FDOT to the UAO in accordance with Section 215.422, Florida Statutes. In the event said final accounting of total project costs is greater than the total deposits to date, the UAO will pay the additional amount within forty (40) calendar days from the date of the invoice. The UAO agrees to pay interest at a rate as established pursuant to Section 55.03, Florida Statutes, on any invoice not paid within the time specified in the preceding sentence until the invoice is paid.

4. Claims Against UAO

- a. The UAO shall be responsible for all costs incurred as a result of any delay to the FDOT or its contractors caused by errors or omissions in the Plans Package (including inaccurate location of the Facilities) or by failure of the UAO to properly perform its obligations under this Agreement in a timely manner.
- b. In the event the FDOT's contractor provides a notice of intent to make a claim against the FDOT relating to the Utility Work, the FDOT will notify the UAO of the notice of intent and the UAO will thereafter keep and maintain daily field reports and all other records relating to the intended claim.
- c. In the event the FDOT's contractor makes any claim against the FDOT relating to the Utility Work, the FDOT will notify the UAO of the claim and the UAO will cooperate with the FDOT in analyzing and resolving the claim within a reasonable time. Any resolution of any portion of the claim directly between the UAO and the FDOT's contractor shall be in writing, shall be subject to written FDOT concurrence, and shall specify the extent to which it resolves the claim against the FDOT.
- d. The FDOT may withhold payment of surplus funds to the UAO until final resolution (including any actual payment required) of all claims relating to the Utility Work. The right to withhold shall be limited to actual claim payments made by the FDOT to the FDOT's contractor.

STATE OF FLORIDA DEPARTMENT OF TRANSPORTATION
UTILITY WORK BY HIGHWAY CONTRACTOR MASTER AGREEMENT
(AT UAO AND FDOT EXPENSE COMBINED)

Form No. 710-010-64
UTILITIES
Rev. 10/00

5. Out of Service Facilities

No Facilities shall be left in place on FDOT's Right of Way after the Facilities are no longer active (hereinafter "Placed out of service/Deactivated") unless specifically identified as such in the Plans. The following terms and conditions shall apply to Facilities Placed out of service/Deactivated, but only to said Facilities Placed out of service/Deactivated:

- a. The UAO acknowledges its present and continuing ownership of and responsibility for Facilities Placed out of service/Deactivated.
- b. The FDOT agrees to allow the UAO to leave the Facilities within the right of way subject to the continuing satisfactory performance of the conditions of this Agreement by the UAO. In the event of a breach of this Agreement by the UAO, the Facilities shall be removed upon demand from the FDOT in accordance with the provisions of Subparagraph 5. e. below.
- c. The UAO shall take such steps to secure the Facilities and otherwise make the Facilities safe in accordance with any and all applicable local, state or federal laws and regulations and in accordance with the legal duty of the UAO to use due care in its dealings with others. The UAO shall be solely responsible for gathering all information necessary to meet these obligations.
- d. The UAO shall keep and preserve all records relating to the Facilities, including, but not limited to, records of the location, nature of, and steps taken to safely secure the Facilities and shall promptly respond to information requests concerning the Facilities that are Placed out of service/Deactivated of the FDOT or other permittees using or seeking use of the right of way.
- e. The UAO shall remove the Facilities upon 30 days prior written request of the FDOT in the event that the FDOT determines that removal is necessary for FDOT use of the right of way or in the event that the FDOT determines that use of the right of way is needed for other active utilities that cannot be otherwise accommodated in the right of way. In the event that the Facilities that are Placed out of Service/Deactivated would not have qualified for reimbursement under this Agreement, removal shall be at the sole cost and expense of the UAO and without any right of the UAO to object or make any claim of any nature whatsoever with regard thereto. In the event that the Facilities that are Placed out of service/Deactivated would have qualified for reimbursement only under Section 337.403 (1)(a), Florida Statutes, removal shall be at the sole cost and expense of the UAO and without any right of the UAO to object or make any claim of any nature whatsoever with regard thereto because such a removal would be considered to be a separate future relocation not necessitated by the construction of the project pursuant to which they were Placed out of service/Deactivated, and would therefore not be eligible and approved for reimbursement by the Federal Government. In the event that the Facilities that are Placed out of service/Deactivated would have qualified for reimbursement for other reasons, removal of the out of service Facilities shall be reimbursed by the FDOT as though the Facilities had not been Placed out of service/Deactivated. Removal shall be completed within the time specified in the FDOT's notice to remove. In the event that the UAO fails to perform the removal properly within the specified time, the FDOT may proceed to perform the removal at the UAO's expense pursuant to the provisions of Sections 337.403 and 337.404, Florida Statutes.
- f. Except as otherwise provided in Subparagraph e. above, the UAO agrees that the Facilities shall forever remain the legal and financial responsibility of the UAO. The UAO shall reimburse the FDOT for any and all costs of any nature whatsoever resulting from the presence of the Facilities within the right of way. Said costs shall include, but shall not be limited to, charges or expenses which may result from the future need to remove the Facilities or from the presence of any hazardous substance or material in the Facilities or the discharge of hazardous substances or materials from the Facilities. Nothing in this paragraph shall be interpreted to require the UAO to indemnify the FDOT for the FDOT's own negligence; however, it is the intent that all other costs and expenses of any nature be the responsibility of the UAO.

**UTILITY WORK BY HIGHWAY CONTRACTOR MASTER AGREEMENT
(AT UAO AND FDOT EXPENSE COMBINED)****6. Default**

- a. In the event that the UAO breaches any provision of this Agreement, then in addition to any other remedies which are otherwise provided for in this Agreement, the FDOT may exercise one or more of the following options, provided that at no time shall the FDOT be entitled to receive double recovery of damages:
- (1) Terminate this Agreement if the breach is material and has not been cured within 60 days from written notice thereof from FDOT.
 - (2) Pursue a claim for damages suffered by the FDOT.
 - (3) If the Utility Work is reimbursable under this Agreement, withhold reimbursement payments until the breach is cured. The right to withhold shall be limited to actual claim payments made by FDOT to third parties.
 - (4) If the Utility Work is reimbursable under this Agreement, offset any damages suffered by the FDOT or the public against payments due under this Agreement for the same Project. The right to offset shall be limited to actual claim payments made by FDOT to third parties.
 - (5) Suspend the issuance of further permits to the UAO for the placement of Facilities on FDOT property if the breach is material and has not been cured within 60 days from written notice thereof from FDOT until such time as the breach is cured.
 - (6) Pursue any other remedies legally available.
 - (7) Perform any work with its own forces or through contractors and seek repayment for the cost thereof under Section 337.403(3), Florida Statutes.
- b. In the event that the FDOT breaches any provision of this Agreement, then in addition to any other remedies which are otherwise provided for in the Agreement, the UAO may exercise one or more of the following options:
- (1) Terminate this Agreement if the breach is material and has not been cured within 60 days from written notice thereof from the UAO.
 - (2) If the breach is a failure to pay an invoice for Utility Work which is reimbursable under this Agreement, pursue any statutory remedies that the UAO may have for failure to pay invoices.
 - (3) Pursue any other remedies legally available.
- c. Termination of this Agreement shall not relieve either party from any obligations it has pursuant to other agreements between the parties nor from any statutory obligations that either party may have with regard to the subject matter hereof.

7. Indemnification**FOR GOVERNMENT-OWNED UTILITIES,**

To the extent provided by law, the UAO shall indemnify, defend, and hold harmless the FDOT and all of its officers, agents, and employees from any claim, loss, damage, cost, charge, or expense arising out of any acts, action, error, neglect, or omission by the UAO, its agents, employees, or contractors during the performance of the Agreement, whether direct or indirect, and whether to any person or property to which FDOT or said parties may be subject, except that neither the UAO, its agents, employees, or contractors will be liable under this section for damages arising out of the injury or damage to persons or property directly caused by or resulting from the negligence of the FDOT or any of its officers, agents, or employees during the performance of this Agreement. When the FDOT receives a notice of claim for damages that may have been caused by the UAO in the performance of services required under this Agreement, the FDOT will immediately forward the claim to the UAO. The UAO and the FDOT will evaluate the claim and report their findings to each other within fourteen (14) working

STATE OF FLORIDA DEPARTMENT OF TRANSPORTATION
UTILITY WORK BY HIGHWAY CONTRACTOR MASTER AGREEMENT
 (AT UAO AND FDOT EXPENSE COMBINED)

Form No. 710-010-64
 UTILITIES
 Rev. 10/00

days and will jointly discuss options in defending the claim. After reviewing the claim, the FDOT will determine whether to require the participation of the UAO in the defense of the claim or to require the UAO to defend the FDOT in such claim as described in this section. The FDOT's failure to notify the UAO of a claim shall not release the UAO from any of the requirements of this section. The FDOT and the UAO will pay their own costs for the evaluation, settlement negotiations, and trial, if any. However, if only one party participates in the defense of the claim at trial, that party is responsible for all costs.

FOR NON-GOVERNMENT-OWNED UTILITIES,

The UAO shall indemnify, defend, and hold harmless the FDOT and all of its officers, agents, and employees from any claim, loss, damage, cost, charge, or expense arising out of any acts, action, error, neglect, or omission by the UAO, its agents, employees, or contractors during the performance of the Agreement, whether direct or indirect, and whether to any person or property to which FDOT or said parties may be subject, except that neither the UAO, its agents, employees, or contractors will be liable under this section for damages arising out of the injury or damage to persons or property directly caused by or resulting from the negligence of the FDOT or any of its officers, agents, or employees during the performance of this Agreement.

The UAO's obligation to indemnify, defend, and pay for the defense or at the FDOT's option, to participate and associate with the FDOT in the defense and trial of any damage claim or suit and any related settlement negotiations, shall arise within fourteen (14) days of receipt by the UAO of the FDOT's notice of claim for indemnification to the UAO. The notice of claim for indemnification shall be served by certified mail. The UAO's obligation to defend and indemnify within fourteen (14) days of such notice shall not be excused because of the UAO's inability to evaluate liability or because the UAO evaluates liability and determines the UAO is not liable or determines the FDOT is solely negligent. Only a final adjudication or judgment finding the FDOT solely negligent shall excuse performance of this provision by the UAO. The UAO shall pay all costs and fees related to this obligation and its enforcement by the FDOT. The FDOT's delay in notifying the UAO of a claim shall not release UAO of the above duty to defend.

8. Force Majeure

Neither the UAO nor the FDOT shall be liable to the other for any failure to perform under this Agreement to the extent such performance is prevented by an act of God, war, riots, natural catastrophe, or other event beyond the control of the non-performing party and which could not have been avoided or overcome by the exercise of due diligence; provided that the party claiming the excuse from performance has (a) promptly notified the other party of the occurrence and its estimated duration, (b) promptly remedied or mitigated the effect of the occurrence to the extent possible, and (c) resumed performance as soon as possible.

9. Miscellaneous

a. If the Utility Work is reimbursable under this Agreement, the UAO shall fully comply with the provisions of Title VI of the Civil Rights Act of 1964 and any subsequent revisions thereto in connection with the Utility Work covered by this Agreement, and such compliance will be governed by one of the following methods as determined at the time of the issuance of the work order:

- (1) The UAO will perform all or part of such Utility Work by a contractor paid under a contract let by the UAO, and the Appendix "A" of Assurances transmitted with the issued work order will be included in said contract let by the UAO.
- (2) The UAO will perform all of its Utility Work entirely with UAO's forces, and Appendix "A" of Assurances is not required.
- (3) The Utility Work involved is agreed to by way of just compensation for the taking of the UAO's facilities on right-of-way in which the UAO holds a compensable interest, and Appendix "A" of Assurances is not required.
- (4) The UAO will perform all such Utility Work entirely by continuing contract, which contract to perform all future Utility Work was executed with the UAO's contractor prior to August 3, 1965, and Appendix

Award #3 Supporting Documents 07/11/24

STATE OF FLORIDA DEPARTMENT OF TRANSPORTATION
UTILITY WORK BY HIGHWAY CONTRACTOR MASTER AGREEMENT
 (AT UAO AND FDOT EXPENSE COMBINED)

Form No. 710-010-64
 UTILITIES
 Rev. 10/00

"A" of Assurances is not required.

- b. The Facilities shall at all times remain the property of and be properly protected and maintained by the UAO in accordance with the then current Utility Accommodation Manual and the current utility permit for the Facilities.
- c. Pursuant to Section 287.058, Florida Statutes, the FDOT may unilaterally cancel this Agreement for refusal by the UAO to allow public access to all documents, papers, letters, or other material subject to the provisions of Chapter 119, Florida Statutes, and made or received by the UAO in conjunction with this Agreement.
- d. This Agreement constitutes the complete and final expression of the parties with respect to the subject matter hereof and supersedes all prior agreements, understandings, or negotiations with respect thereto, except that the parties understand and agree that the FDOT has manuals and written policies and procedures which shall be applicable at the time of the Project and the relocation of the Facilities and except that the UAO and the FDOT may have entered into joint agreements for Utility Work to be performed by FDOT's highway contractor. To the extent that such a joint agreement exists, this Agreement shall not apply to Facilities covered by the joint agreement. Copies of FDOT manuals, policies, and procedures will be provided to the UAO upon request.
- e. This Agreement shall be governed by the laws of the State of Florida. Any provision hereof found to be unlawful or unenforceable shall be severable and shall not affect the validity of the remaining portions hereof.
- f. Time is of essence in the performance of all obligations under this Agreement.
- g. All notices required pursuant to the terms hereof may be sent by first class United States Mail, facsimile transmission, hand delivery, or express mail and shall be deemed to have been received by the end of five business days from the proper sending thereof unless proof of prior actual receipt is provided. The UAO shall have a continuing obligation to notify each District of the FDOT of the appropriate persons for notices to be sent pursuant to this Agreement. Unless otherwise notified in writing, notices shall be sent to the following addresses:

If to the UAO: Mr. Herschel Barrington
 Distribution Engineering
 JEA
 21 West Church Street - T4
 Jacksonville, Florida 32202-3139

If to the FDOT: Florida Department of Transportation
 605 Suwannee Street, MS 32
 Tallahassee, Florida 32399-0405


10. Certification

This document is a printout of an FDOT form maintained in an electronic format and all revisions thereto by the UAO in the form of additions, deletions, or substitutions are reflected only in an Appendix entitled "Changes To Form Document" and no change is made in the text of the document itself. Hand notations on affected portions of this document may refer to changes reflected in the above-named Appendix but are for reference purposes only and do not change the terms of the document. By signing this document, the UAO hereby represents that no change has been made to the text of this document except through the terms of the Appendix entitled "Changes To Form Document."

Award #3 Supporting Documents 07/11/24


STATE OF FLORIDA DEPARTMENT OF TRANSPORTATION
UTILITY WORK BY HIGHWAY CONTRACTOR MASTER AGREEMENT
(AT UAO AND FDOT EXPENSE COMBINED)Form No 710-010-64
UTILITIES
Rev. 10/00

IN WITNESS WHEREOF, the parties hereto have executed this Agreement effective the day and year first written.


UTILITY: JEABY: (Signature) DATE: 11/14/07(Typed Name: WALTER P. BUSSELLS, MANAGING ENGINEER)

(Typed Title: _____)

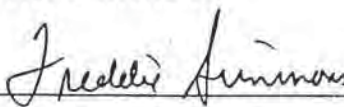
Recommend Approval by the State Utility Engineer

BY: (Signature) DATE: 12/7/2000

FDOT Legal review

BY: (Signature) 

District Counsel

DATE: 11-30-00STATE OF FLORIDA
DEPARTMENT OF TRANSPORTATIONBY: (Signature) DATE: 12/5/00(Typed Name: Freddie Simmons)(Typed Title: State Highway Engineer)

FEDERAL HIGHWAY ADMINISTRATION (if applicable)

BY: _____

DATE: _____

(Typed Name: _____)

(Typed Title: _____)

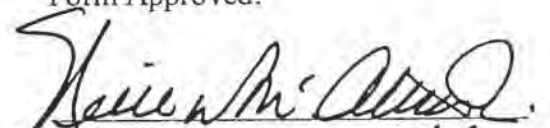
Award #3 Supporting Documents 07/11/24

I hereby certify that the expenditure contemplated by the foregoing contract has been duly authorized, and provision has been made for the payment of the monies provided therein to be paid.



Robert Dix
Controller
JEA

Form Approved:



Office of General Counsel 11-9-00

Award #3 Supporting Documents 07/11/24

**STATE OF FLORIDA DEPARTMENT OF TRANSPORTATION
UTILITY WORK BY HIGHWAY CONTRACTOR MASTER AGREEMENT
(AT UAO AND FDOT EXPENSE COMBINED)**

The following changes are hereby made to the Utility Work by Highway Contractor Master Agreement (at UAO and FDOT Expense Combined) between the **State of Florida Department of Transportation** (the “**FDOT**”) and JEA (the “**UAO**”) dated the 7th day of December, 2000:

1. The words “and/or **FDOT** design consultant” are added after the word “contractor” in the following locations:

- a. The fifth premises clause;
- b. The sixth premises clause; and
- c. The introductory sentence of paragraph 1.

2. The following sentence is added at the end of subparagraph 1.a.(1):

“If desired by **FDOT**, the notice shall also offer to have the **FDOT** design consultant prepare the Plans Package for the Project.”

3. The following sentence is added at the end of subparagraph 1.a.(2):

“The **UAO** shall also respond to **FDOT**’s offer, if any, to have the **FDOT** design consultant prepare the Plans Package for the Project. If no such offer has been made by **FDOT** and the **UAO** desires to have the **FDOT** design consultant prepare the Plans Package for the Project, the **UAO** shall make such a request in the response.”

4. The words “if the Plans Package will be prepared by the **UAO**,” are added after the word “thereon” in the last line of subparagraph 1.b.(2).

5. The words “if applicable” are added in the following locations:

- a. At the end of subparagraphs 1.c.(1)(e), 1.c.(1)(h);
- b. At the end of the last sentence of subparagraph 2.h.
- c. At the beginning of subparagraph 2.I.
- d. After the word “Package” in the fourth line of subparagraph 3.b.
- e. After the parenthetical phrase in the second line of subparagraph 4.a.

6. The words “if applicable, and” are added after the word “provisions” in the second line of subparagraph 1.c.(2).

7. The following new subparagraph 1.d. is added prior to paragraph 2:

“d. Alternative Design Procedure

If, pursuant to the provisions of subparagraph 1.a., the Plans Package will be prepared by the **FDOT** design consultant, the provisions of subparagraph 1.c.(2) regarding preparation of the Plans Package by the **UAO** shall not apply and the following provisions shall govern the preparation of the Plans Package in lieu

Award #3 Supporting Documents 07/11/24

thereof:

- (1) **FDOT's** design consultant shall prepare final engineering design, plans, other necessary related design documents, and cost estimate for the Utility Work as more specifically described in **FDOT's** Supplemental Agreement to **FDOT's** design services contract.
- (2) The Plans Package shall be in the same format as the **FDOT's** contract documents for the Project.
- (3) The Plans Package shall include any and all activities and work effort required to perform the Utility Work, including but not limited to, all clearing and grubbing, survey work and maintenance of traffic.
- (4) The Plans Package shall be prepared in compliance with the **FDOT's** Utility Accommodation Manual and the **FDOT's** Plans Preparation Manual in effect at the time the Plans Package is prepared, and the **FDOT's** contract documents for the Project. If the **FDOT's** Plans Preparation Manual is updated and conflicts with the **FDOT's** Utility Accommodation Manual, the Utility Accommodation Manual shall apply where such conflicts exist.
- (5) The technical special provisions which are a part of the Plans Package shall be prepared in accordance with the **FDOT's** guidelines on preparation of technical special provisions.
- (6) The **FDOT** design consultant shall provide a copy of the proposed Plans Package to the **UAO**, for review at the stages that they are provided to **FDOT**. **UAO** shall review the Plans Package to see that it complies with the requirements of this Agreement.
- (7) In the event that the **UAO** finds any deficiencies in the Plans Package during the reviews performed pursuant to subparagraph f. above, the **UAO** will notify the **FDOT** in writing of the deficiencies within the time specified in the plans review transmittal.
- (8) The **UAO** shall furnish the **FDOT** such information from the **UAO** files as requested by the **FDOT**.
- (9) The Facilities and the Utility Design will include all utility facilities of the **UAO** which are located within the limits of the Project, except as may be specified in the communications pursuant to subparagraph 1.a.
- (10) If the Utility Work is reimbursable, **FDOT** shall pay the cost for the preparation of the Plans Package.
- (11) If the Utility Work is not reimbursable, the Plans Package shall be prepared at the sole cost and expense of the **UAO**. The **UAO** agrees that it will, at least fifteen (15) days prior to the **FDOT** issuing the Supplemental Agreement to its design consultant, furnish the **FDOT** an advance deposit of the amount of the Supplemental

Award #3 Supporting Documents 07/11/24

Agreement for the payment for preparation of the Plans Package. It is understood that the **FDOT's** design consultant shall not begin any work on the Plans Package until the **FDOT** has received the above payment and that if such payment is not timely received, the Plans Package will not be prepared by the **FDOT's** design consultant. The **FDOT** shall utilize this deposit for the payment of Utility Design. Both parties further agree that the costs incurred in connection with the work as referenced in subparagraph 3.j. shall include the cost of preparation of the Plans Package. No work in excess of the advance deposit shall be done. In the event that it is subsequently determined that work in addition to that described in the Supplemental Agreement is necessary in order to properly complete the preparation of the Plans Package, the **UAO** shall make an additional deposit in the amount necessary to issue a subsequent Supplemental Agreement for the additional work. The payment of funds under this paragraph will be made directly to the **FDOT** for deposit into the State Transportation Trust Fund unless the **UAO** requests in the communications under subparagraph 1.a. that they be deposited in escrow with the Department of Financial services as provided in the standard Memorandum of Agreement between the **UAO**, the **FDOT** and the State of Florida, Department of Financial Services, Division of Treasury. Deposits of less than \$100,000.00 must be pre-approved by the **FDOT** Comptroller's Office.

(12) It is specifically understood and agreed that if post-design services are needed in connection with the performance of the Utility Work, and if the Utility Work is not reimbursable, the **UAO** shall make an additional deposit in the amount that **FDOT** will pay the **FDOT** design consultant for the payment of said post-design services. The **FDOT** will notify the **UAO** no later than 60 days prior to the date of deposit of the amount of the deposit and the date for the deposit. Said amount will be deposited into the State Transportation Trust Fund. The **FDOT** and the **UAO** acknowledge and agree that the amount stated above will include an additional ten percent (10%) to cover the **UAO's** obligation for the cost of the post-design services as set forth in Section 337.403(1)(b) of the Florida Statutes. The amount of the deposit shall constitute a maximum limiting amount. In the event that the **UAO** fails to timely make the deposit for post-design services, all post-design services for the Utility Design shall be performed by the **UAO** at the **UAO's** sole cost and expense, and at a time and in a manner that does not cause delay to the Project. Both parties further agree that the costs incurred in connection with the work as referenced in subparagraph 3.j. shall include the cost of post-design services hereunder."

8. The words "under Florida condemnation law" are removed from the first sentence of subparagraph 3.a. and the following sentence is added at the end of that subparagraph:

"As used herein, the words "compensable land interest" shall mean any interest in property, the taking of which is subject to the payment of compensation under the Constitution of the United States of America or under the Florida Constitution, but only to the extent of the compensability under the terms and conditions of the document creating the interest, and provided that nothing herein shall be interpreted to modify, alter, amend, or override the specific terms and conditions of said document."

Award #3 Supporting Documents 07/11/24

ATTEST:

By: Cindy C. Kerd
Print Name: Cindy Ikerd
Title: Admin. Asst.
Date: 4/14/11

DEPARTMENT:

By: Brian Blanchard # 19-11
Printed Name: Brian Blanchard
Title: Chief Engineer
Date: 4/14/11

Legal Review:

By: Roger Z. Wood
Office of the General Counsel

ATTEST:

By: Heather Burnett
Print Name: Heather Burnett
Title: Manager
Date: 4/5/11

UAO:

By: John P. McCarthy
Printed Name: John P. McCarthy, Director
JEA Procurement Services
Chief Procurement Officer
Title: _____
Date: _____

Legal Review:

By: _____
Counsel for UAO
Reviewed by
Purchasing Contracts
Specialist
HCB

Exhibit “A”

Scope of Work

FPID # 433899-2-56-01: The cost within this Agreement reflects JEA Water and Sewer utility work for Construction costs associated with a 20 inch Water Main to be placed during during construction and Sewer Line CIPP pipe lining by the FDOT Contractor through a Utility Work by Highway Contractor Agreement along SR 9 : INTERCHANGE - ADD LANES - I-95(SR9) @ SR115(US1)/ML KING/20TH STREET



Florida Department of Transportation

RON DESANTIS
GOVERNOR

1109 S. Marion Avenue
Lake City, FL 32025

JARED W. PERDUE, P.E.
SECRETARY

Date: 03/27/2023 | 12:04 PM EDT

Mr. Daniel Colley
JEA Water & Sewer
21 West Church Street, T4
Jacksonville, Florida 32202-3139

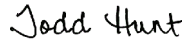
**RE: UTILITY WORK BY HIGHWAY CONTRACTOR AGREEMENT (AT UAO AND FDOT
EXPENSE COMBINED)
FPID: 433899-2-56-01
Federal No. – D-222-030-B
County – Duval
State Road – 9 @ SR 115
Project Location – INTERCHANGE - ADD LANES - I-95(SR9) @ SR115(US1)/ML
KING/20TH STREET**

Dear Mr. Colley:

This is your approved **Utility Work Order #6 / Notice to Proceed** in the amount of **\$3,604,363.55** for construction costs needed for JEA Water & Sewer facilities 20" Water Main on SR 9 @ SR 115 as reflected under the terms of the executed Utility Work by Highway Contractor Master Agreement (at UAO and FDOT Expense Combined) dated December 7, 2000.

Note: The Department of Transportation is requesting the Deposit of the above required funds by 05/30/2023.

Sincerely,

DocuSigned by:

6B9D6634951247F...

Todd Hunt
D2 Utilities Administrator

cc: Eric Shimer– Project Management – Email
D2 Estimates – Email
Charmaine Small – OOC General Accounting Office - Email
File – Letter & Agreement

UTILITY WORK ORDER CHANGE NO. 6

Financial Project ID: 433899-2-56-01	Federal Project ID: D222-030-B
County: Duval	State Road No.: 9
District Document No: 1	
Utility Agency/Owner (UAO): Jacksonville Electric Authority Water & Sewer	

A.

- The Agency is hereby authorized to observe the following changes in the plans and/or specifications to the subject Utility Agreement, and to perform such work accordingly, further described as:
Utility Work by Highway Contractor Master Agreement (At UAO and FDOT Expense Combined)
- The items of work covered by this Work Order Change are referenced to an Agreement of record dated 12/07/2000, and no Supplemental Agreement is required.

B.

- The Utility Relocation Work is to conform to that shown by the utility adjustment plans as:
 - ☐ ATTACHED.
 - ☒ INCLUDED IN THE HIGHWAY CONTRACT PLANS.
- The cost of this Utility Work is:
 - ☒ NONREIMBURSABLE
 - ☐ REIMBURSABLE
 - ☒ Force Account Method
 - ☐ Lump Sum Method
 - ☐ Third Party Contract Method

C.

ESTIMATED COST OF WORK DUE TO THIS CHANGE:							
ITEM NO.	ITEM	UNIT	UNIT PRICE	WORK ELIMINATED (-)		ADDITIONAL WORK (+)	
				QUANTITY	AMOUNT	QUANTITY	AMOUNT
433899-2-56-01	WO #6						\$2,854,222.44
433899-2-66-01	WO #6						\$126,141.11
433899-2-52-01	WO #6						\$624,000.00
Sub-Totals.....							\$3,604,363.55
Net Cost of Construction Changes, this order.....					\$0.00		\$3,604,363.55
Cost of Construction Changes, previously ordered.....							\$2,081,143.71
Net Total Cost Construction Changes to Date.....							\$5,685,507.26
Contract Amount.....							\$5,685,507.26
Estimated Cost of Work Authorized to Date.....							\$5,685,507.26

Recommended: 03/24/2023

Approved: 03/27/2023 | 12:04 PM EDT

Clay Dicks

Digitally signed by Clay Dicks
DN: cn=Clay Dicks, o=Florida Department of Transportation, ou=Florida Department of Transportation, email=clay.dicks@fldot.com, c=US
Reason: I am the author of this document
Date: 2023.03.24 10:32:40-0400
Foxit PDF Editor Version: 12.1.1

District Utility Coordinator

Clay Dicks

Typed Name

DocuSigned by:

Todd Hunt

6B9D6634951247F...
District Utility Engineer/Administrator

Todd Hunt

Typed Name

Date

Division Administrator
Federal Highway Administration

Typed Name

AGREEMENT SUMMARY SHEET

**Attach this completed form to the agreement and forward to the
LFA Section in the OOC, General Accounting Office, M.S. 42B.
If you have have any questions, please call
850-414-4867 or 850-414-4889.**

1. Participants Name: Jacksonville Electric Authority
 Participants Address: 21 W. Church St., T-4
 City, State, Zip: Jacksonville , FL 32202-3139
 Contact: Daniel Colley Phone Number: 904-665-8713
 E-Mail Address: collm2@jea.com Fax Number: 904-665-7372
 Federal Employer ID # and address sequence: F 592983007 004
 FEID# has a verified W-9 registered with the Department of Financial Services: ☒Yes ☐No ☐In Process

2. Refund Address: JEA Payment Processing CC-3, 21 West Church Street
Jacksonville Florida 32202

3. District Contact Person: Todd Hunt Phone Number: (386)-961-7452
 District Number: 2 - Lake City Fax Number: (386)-758-3736
 4. Agreement Date: 12/07/2000 5. Date Form Modified: 03/22/2023
 6. Agreement Amount: \$5,602,075.94 7. Escrow Deposit Due Date: 05/30/2023
 Amount Due: \$ \$3,604,363.55 Additional Deposit Due Date: _____
 Amount Due: \$ _____ Additional Deposit Due Date: _____
 Amount Due: \$ _____

8. County Name: DUVAL 9. FDOT County Number: 72

10. If fund type is LFR/LFRF (☐Yes ☒No), what is the anticipated start date of the payback: _____

Is payback to be made in: ☐Scheduled Payments ☐Quarterly ☐Lump Sum

11. Participant is responsible for (check one): ☒100% ☐Other Percentage (_____ %)

☐ Bid Items ☐Lump Sum

If participant is responsible for bid items, please complete the attached spreadsheet.

12. Description of work: Construction costs for the bid reconciliation for JEA Water and sewer 20" Water main

13. Financial Project # Including 6x Phases	14. Amount	15. Work Program Fund Code	16. Federal Part or Non-Federal Part.	17. Contract #	18. % to Bill
433899-2-32-01	\$136,647.43	LF	1	NA	100%
433899-2-56-01	\$4,634,371.53	LF	1	NA	100%
433899-2-66-01	\$207,056.98	LF	1	NA	100%
433899-2-52-01	\$624,000.00	LF	1	NA	100%

19. Has WP been updated to reflect the changes on this form? ☒Yes ☐No

20. Comments: WO#6 Construction Costs for JEA Water & Sewer PSEE funding request updated and revised on 3/14/2023 & 3/23/2023..

**Florida Department of Transportation
Office of the Comptroller
Wire and ACH Instructions**



**Wire and ACH Instructions for Local Funds Being Deposited into the Treasury Cash
Deposit Trust Fund K 11-78 with Department of Financial Services**

Please wire or ACH funds to:
Department of Financial Services
c/o Wells Fargo Bank, N.A.
1 Independent Drive
Jacksonville, Florida 32202
Phone: (813) 225-4338

ESCROW WIRING and ACH INSTRUCTIONS

Wells Fargo Bank, N.A.
Account # 4834783896
ABA # 121000248
Chief Financial Officer of Florida
Re: DOT – K 11-78, Financial project #

In order for FDOT to receive credit for the funds due to the Department, the reference line must contain “FDOT” and an abbreviated purpose, financial project number or LFA account number.

Once the wire transfer is complete, please contact Charmaine Small at 850-414-4885 with the following information:

Financial Project Number, Dollar amount of transfer, Name of Participant

It is critical that the above information be provided to the LFA accountants to properly process the deposit.

SUBSTITUTE FORM W9: The Department of Financial Services now requires all entities who receive payments from the State of Florida to have a Substitute Form W-9 on file. All cash disbursements (return of cash collateral or earned income) will be subject to this requirement. The Substitute Form W-9 can be completed online through the State of Florida Vendor Portal Website (<https://flvendor.myfloridacfo.com/>).

STATE OF FLORIDA DEPARTMENT OF TRANSPORTATION
UTILITY WORK BY HIGHWAY CONTRACTOR MASTER AGREEMENT
(AT UAO AND FDOT EXPENSE COMBINED)

THIS AGREEMENT, entered into this 7th day of December, year of 2020 by and between the STATE OF FLORIDA DEPARTMENT OF TRANSPORTATION, hereinafter referred to as the "FDOT", and TEA, hereinafter referred to as the "UAO";

WITNESSETH:

WHEREAS, the UAO owns, or may in the future own, certain utility facilities which are or may in the future be located on any public roads or publicly owned rail corridors, hereinafter referred to as the "Facilities" (said term shall be deemed to include utility facilities as the same may be relocated, adjusted, or placed out of service); and

WHEREAS, the FDOT, engages in projects which involve constructing, reconstructing, or otherwise changing public roads and other improvements located on public roads or publicly owned rail corridors, hereinafter referred to as either the "Project" or "Projects"; and

WHEREAS, the Projects may require the location (vertically and/or horizontally), protection, relocation, adjustment, or removal of the Facilities, or some combination thereof, hereinafter referred to as "Utility Work"; and

WHEREAS, the UAO, in accordance with and subject to the limitations of the terms and conditions of this Agreement, may be entitled to be reimbursed for some of the Utility Work and may, under the law of the State of Florida, be obligated to perform other Utility Work at the UAO's sole cost and expense; and

WHEREAS, the FDOT and the UAO have authority to enter into a joint agreement pursuant to Section 337.403(1)(b), Florida Statutes for the Utility Work to be accomplished by the FDOT's contractor as part of the construction of the Projects; and

WHEREAS, the FDOT and the UAO desire to enter into a master agreement which establishes the terms and conditions under which the Utility Work, both for Utility Work to be reimbursed and for Utility Work to be performed at the sole cost and expense of the UAO, will be performed by the FDOT's highway contractor for any particular project and eliminates the need for an individual agreement on each Project;

NOW, THEREFORE, in consideration of the premises and the mutual covenants contained herein, the FDOT and the UAO hereby agree as follows:

1. Implementing Projects

In the event that the FDOT determines that Utility Work may be necessary for any Project, the following procedure shall apply to implementing the arrangement to have the Utility Work performed by FDOT's highway contractor for that Project, provided that the UAO and the FDOT may mutually agree to combine or eliminate all or any portion of this procedure on any Project:

a. First Contact.

- (1) The FDOT shall send a written notice to the UAO specifying the applicable Project, offering to implement a joint arrangement for the project, providing the FDOT's then current plans for the Project, specifying the current percentages for the Allowances as defined in Subparagraph 3. d. that the FDOT requires at that time, and specifying the return date by which the UAO must comply with Subparagraphs 1.a.(2), (3) and (4).
- (2) The UAO shall, by the date specified by the FDOT in the written notice, respond in writing to the FDOT's offer to implement a joint arrangement, stating whether the UAO desires to implement a joint arrangement or not for the particular Project, specifying what Facilities the UAO does not want to include in the joint arrangement, specifying what inspection and testing activities the UAO desires to have the FDOT perform under Subparagraph 2.e., and specifying the desired method of deposit for funds paid by the UAO under Subparagraph 3.e. Deposits of less than \$100,000.00 must be pre-approved by the FDOT Comptroller's Office.

UTILITY WORK BY HIGHWAY CONTRACTOR MASTER AGREEMENT
(AT UAO AND FDOT EXPENSE COMBINED)

- (3) In the event that the **UAO** timely indicates that it desires to implement a joint arrangement, the **UAO**, shall also return a copy of the **FDOT's** plans on which the location of the existing Facilities is marked or verified to **FDOT's** satisfaction. The **UAO** shall also mark which of the Facilities the **UAO** believes are reimbursable under this Agreement.
- (4) If the **UAO** believes that the Utility Work is reimbursable under this Agreement, the **UAO** shall, by the date specified by the **FDOT** in the written notice, also return documentation of the basis for entitlement to reimbursement under the provisions of this Agreement, and a preliminary estimate of the cost for the Utility Work. Failure to timely return such documentation shall make the Utility Work not reimbursable.
- (5) After receipt of the documents required by Subparagraphs 1. a. (2), (3) and (4), the **FDOT** shall send a notice to the **UAO** confirming the implementation of the joint arrangement, and confirming the **FDOT** acceptance of the items specified by the **UAO** under Subparagraph 1.a.(2) above.
- (6) If the **UAO** fails to respond timely as required above or declines to implement a joint arrangement for the Project, or if the **FDOT** does not accept the items specified by the **UAO** specified under Subparagraph 1.a.(2), this Agreement shall no longer apply to the Utility Work for that Project and the Utility Work for that Project shall be performed under a separate arrangement.

b. Second Contact.

- (1) After confirmation of the implementation by the **FDOT** pursuant to Subparagraph 1.a.(5) above, the **FDOT** shall, at the appropriate time, send a notice to the **UAO**, along with an updated set of plans for the Project, specifying the time and place of a mandatory utility meeting.
- (2) A representative of the **UAO** familiar with the Project and the Facilities shall attend the meeting and be prepared to discuss the Project and the design for the Utility Work. The representative shall bring to the meeting a copy of the **FDOT's** updated plans marked with any existing Facilities not accurately shown thereon and marked with a preliminary Utility Work design concept.

c. Third Contact.

- (1) After the mandatory utility meeting, the **FDOT** shall, at the appropriate time, send the **UAO**:
 - (a) Additional updated **FDOT** plans for the Project;
 - (b) The **FDOT's** then current Utility Work Schedule form (said schedule to be used in the case of a bid rejection);
 - (c) If the Utility Work is reimbursable, the **FDOT's** then current utility estimate summary form;
 - (d) If not previously provided, a notice verifying eligibility for reimbursement or verifying that the Utility Work is not reimbursable;
 - (e) A notice specifying the return date by which the **UAO** must comply with Subparagraph 1.c.(2);
 - (f) A notice specifying whether a utility permit will be required for the Utility Work;
 - (g) A notice verifying the version of the Utility Accommodation Manual that will apply to the Utility Work;
 - (h) A notice verifying the stages for the Plans Package review under Subparagraph 1.c.7.;
 - (i) The current form of Memorandum of Agreement for deposit of funds referred to in Subparagraph 3.e.;
 - (j) The instruction form then being used by the **FDOT** for providing direction in following this process; and
 - (k) Such other information the **FDOT** deems pertinent.
- (2) Within the time frame specified in this third contact notice, the **UAO** shall return to the **FDOT** a final engineering design, plans, technical special provisions, a cost estimate, and a contingency Utility Work Schedule (said contingency schedule to be used in the case of a bid rejection) for the Utility

**UTILITY WORK BY HIGHWAY CONTRACTOR MASTER AGREEMENT
(AT UAO AND FDOT EXPENSE COMBINED)**

Work (hereinafter referred to as the "Plans Package"). The cost estimate which is part of the Plans Package shall be separated into an amount for the Facilities which are reimbursable and those which are not.

- (3) The Plans Package shall be in the same format as the FDOT's contract documents for the Project and shall be suitable for reproduction.
- (4) Unless otherwise specifically directed in writing, the Plans Package shall include any and all activities and work effort required to perform the Utility Work, including but not limited to, all clearing and grubbing, survey work and shall include a traffic control plan.
- (5) The Plans Package shall be prepared in compliance with the FDOT's Utility Accommodation Manual and the FDOT's Plans Preparation Manual in effect at the time the Plans Package is prepared, and the FDOT's contract documents for the Project. If the FDOT's Plans Preparation Manual has been updated and conflicts with the Utility Accommodation Manual, the Utility Accommodation Manual shall apply where such conflicts exist.
- (6) The technical special provisions which are a part of the Plans Package shall be prepared in accordance with the FDOT's guidelines on preparation of technical special provisions and shall not duplicate or change the general contracting provisions of the FDOT's Standard Specifications for Road and Bridge Construction and any Supplemental Specifications, Special Provisions, or Developmental Specifications of the FDOT for the Project.
- (7) UAO shall provide a copy of the proposed Plans Package to the FDOT, and to such other right of way users as designated by the FDOT, for review at the following stages identified in the notices from the FDOT referenced above. Prior to submission of the proposed Plans Package for review at these stages, the UAO shall send the FDOT a work progress schedule explaining how the UAO will meet the FDOT's production schedule. The work progress schedule shall include the review stages, as well as other milestones necessary to complete the Plans Package within the time specified in Subparagraph 1.c.(2) above.
- (8) In the event that the FDOT finds any deficiencies in the Plans Package during the reviews performed pursuant to Subparagraph 1.c.(7) above, the FDOT will notify the UAO in writing of the deficiencies and the UAO will correct the deficiencies and return corrected documents within the time stated in the notice. The FDOT's review and approval of the documents shall not relieve the UAO from responsibility for subsequently discovered errors or omissions.
- (9) The FDOT shall furnish the UAO such information from the FDOT's files as requested by the UAO; however, the UAO shall at all times be and remain solely responsible for proper preparation of the Plans Package and for verifying all information necessary to properly prepare the Plans Package, including survey information as to the location (both vertical and horizontal) of the Facilities. The providing of information by the FDOT shall not relieve the UAO of this obligation nor transfer any of that responsibility to the FDOT.
- (10) The Facilities and the Utility Work will include all utility facilities of the UAO which are located within the limits of the Project, except as specifically indicated and agreed to by the parties in the notices referenced above. These exceptions shall be handled by separate arrangement.
- (11) The UAO shall fully cooperate with all other right of way users in the preparation of the Plans Package. Any conflicts that cannot be resolved through cooperation shall be resolved in the manner determined by the FDOT.

2. Performance of Utility Work

- a. The FDOT shall incorporate the Plans Package into its contract for construction of the Project.
- b. The FDOT shall procure a contract for construction of the Project in accordance with the FDOT's requirements.

UTILITY WORK BY HIGHWAY-CONTRACTOR MASTER AGREEMENT (AT UAO AND FDOT EXPENSE COMBINED)

- c. If the portion of the bid of the contractor selected by the FDOT which is for performance of the portion of the Utility Work which is not reimbursable exceeds the FDOT's official estimate for that portion of the Utility Work by more than ten percent (10%) and the FDOT does not elect to participate in the cost of that portion of the Utility Work pursuant to Section 337.403(1)(b), Florida Statutes, the UAO may elect to have the Utility Work removed from the FDOT's contract by notifying the FDOT in writing within 5 days from the date that the UAO is notified of the bid amount. Unless this election is made, the Utility Work shall be performed as part of the Project by the FDOT's contractor.
- d. If the UAO elects to remove the Utility Work from the FDOT's contract in accordance with Subparagraph 2. c., the UAO shall perform the Utility Work separately pursuant to the terms and conditions of the FDOT's standard relocation agreement, the terms and conditions of which are incorporated herein for that purpose by this reference, and in accordance with the contingency relocation schedule which is a part of the Plans Package. The UAO shall proceed immediately with the Utility Work so as to cause no delay to the FDOT or the FDOT's contractor in constructing the Project.
- e. The UAO shall perform all engineering inspection, testing, and monitoring of the Utility Work to insure that it is properly performed in accordance with the Plans Package, except for the activities identified in the notices sent pursuant to Paragraph 1. to be performed by, or on behalf of the FDOT and will furnish the FDOT with daily diary records showing approved quantities and amounts for weekly, monthly, and final estimates in accordance with the format required by FDOT procedures.
- f. Except for the inspection, testing, monitoring and reporting to be performed by the UAO in accordance with Subparagraph 2. e., the FDOT will perform all contract administration for its construction contract.
- g. The UAO shall fully cooperate with the FDOT and the FDOT's contractor in all matters relating to the performance of the Utility Work.
- h. The FDOT's engineer has full authority over the Project and the UAO shall be responsible for coordinating and cooperating with the FDOT's engineer. In so doing, the UAO shall make such adjustments and changes in the Plans Package as the FDOT's engineer shall determine are necessary for the prosecution of the Project.
- i. The UAO shall not make any changes to the Plans Package after the date on which the FDOT's contract documents are mailed to Tallahassee for advertisement of the Project unless those changes fall within the categories of changes which are allowed by supplemental agreement to the FDOT's contract pursuant to Section 337.11, Florida Statutes. All changes, regardless of the nature of the change or the timing of the change, shall be subject to the prior approval of the FDOT.

3. Cost of Utility Work

- a. The Utility Work will be reimbursable under this Agreement when the Project is federal aid eligible pursuant to the provisions of Section 337.403(1)(a), Florida Statutes, when a written agreement incidental to a right-of-way acquisition process requires the FDOT to compensate the UAO for the costs of any subsequent relocation of the Facilities, or when the UAO holds a compensable land interest under Florida condemnation law in the existing location of the Facilities at the time of the Project. In any other circumstances, the Utility Work will be performed at the sole cost and expense of the UAO. Failure of the UAO to timely provide documentation of the basis for reimbursement as required by Subparagraph 1.a.(3) of this Agreement shall make the Utility Work not reimbursable.
- b. The UAO shall be responsible for all costs of the portion of Utility Work that is not reimbursable which the FDOT does not elect to participate in under Section 337.403(1)(b), Florida Statutes and all costs associated with any adjustments or changes to the Utility Work determined by the FDOT's engineer to be necessary, including, but

UTILITY WORK BY HIGHWAY CONTRACTOR MASTER AGREEMENT (AT UAO AND FDOT EXPENSE COMBINED)

not limited to the cost of changing the Plans Package and the increase in the cost of performing the Utility Work, unless the adjustments or changes are necessitated by an error or omission of the FDOT. The UAO shall not be responsible for the cost of delays caused by such adjustments or changes unless they are attributable to the UAO pursuant to Subparagraph 4.a.

- c. At such time as the FDOT prepares its official estimate, the FDOT shall notify the UAO of the amount of the official estimate for the Utility Work. Upon being notified of the official estimate, the UAO shall have five (5) working days within which to accept the official estimate for purposes of making deposits and for determining any possible contribution on the part of the FDOT to the cost of the Utility Work, or to elect to have the Utility Work removed from the FDOT's contract and performed separately pursuant to the terms and conditions set forth in Subparagraph 2. d. hereof.
- d. At least thirty (30) calendar days prior to the date on which the FDOT advertises the Project for bids, the UAO will pay to the FDOT an amount equal to the portion of the FDOT's official estimate which is not reimbursable; plus the percentages established by the notice given under Subparagraph 1.a.(1) for mobilization of equipment for the Utility Work, additional maintenance of traffic costs for the Utility Work, and for administrative costs of field work, tabulation of quantities, Final Estimate processing and Project accounting (said three amounts for mobilization, maintenance of traffic and administrative costs to be hereinafter collectively referred to as the "Allowances"); plus 10% of the official estimate for a contingency fund to be used as hereinafter provided for changes to the Utility Work during the construction of the Project (the "Contingency Fund").
- e. Payment of the funds pursuant to this paragraph will be made directly to the FDOT for deposit into the State Transportation Trust Fund or as provided in the Memorandum of Agreement between UAO, FDOT and the State of Florida, Department of Insurance, Division of Treasury as specified in the notices provided pursuant to Paragraph 1.
- f. If the portion of the contractor's bid selected by the FDOT for performance of the Utility Work which is not reimbursable exceeds the amount of the deposit made pursuant to Subparagraph c. above, then subject to and in accordance with the limitations and conditions established by Subparagraph 2. c. hereof regarding FDOT participation in the cost of the Utility Work and the UAO's election to remove the Utility Work from the Project, the UAO shall, within fourteen (14) calendar days from notification from the FDOT or prior to posting of the accepted bid, whichever is earlier, pay an additional amount to the FDOT to bring the total amount paid to the total obligation of the UAO for the cost of the Utility Work which is not reimbursable, plus Allowances and 10% Contingency Fund. The FDOT will notify the UAO as soon as it becomes apparent the accepted bid amount plus allowances and contingency is in excess of the advance deposit amount; however, failure of the FDOT to so notify the UAO shall not relieve the UAO from its obligation to pay for its full share of project costs on final accounting as provided herein below. In the event that the UAO is obligated under this Subparagraph 3.f. to pay an additional amount and the additional amount that the UAO is obligated to pay does not exceed the Contingency Fund already on deposit, the UAO shall have sixty (60) calendar days from notification from the FDOT to pay the additional amount, regardless of when the accepted bid is posted.
- g. If the accepted bid amount plus allowances and contingency for the non-reimbursable Utility Work is less than the advance deposit amount, the FDOT will refund the amount that the advance deposit exceeds the bid amount plus allowances and contingency if such refund is requested by the UAO in writing and approved by the Comptroller of the FDOT or his designee.
- h. Should contract modifications occur that increase the UAO's share of total project costs, the UAO will be notified by the FDOT accordingly. The UAO agrees to provide, in advance of the additional work being performed, adequate funds to ensure that cash on deposit with the FDOT is sufficient to fully fund its share of the project costs. The FDOT shall notify the UAO as soon as it becomes apparent the actual costs will overrun the award amount; however, failure of the FDOT to so notify the UAO shall not relieve the UAO from its obligation to pay for its full share of project costs on final accounting as provided herein below.
- i. The FDOT may use the funds paid by the UAO for payment of the cost of the non-reimbursable Utility Work. The Contingency Fund may be used for increases in the cost of the non-reimbursable Utility Work which occur

UTILITY WORK BY HIGHWAY CONTRACTOR MASTER AGREEMENT
(AT UAO AND FDOT EXPENSE COMBINED)

because of quantity overruns or because of adjustments or changes in the Utility Work made pursuant to Subparagraph 2. h. Prior to using any of the Contingency Fund, the FDOT will obtain the written concurrence of the person delegated that responsibility by written notice from the UAO. The delegatee shall respond immediately to all requests for written concurrence. If the delegatee refuses to provide written concurrence promptly and the FDOT determines that the work is necessary, the FDOT may proceed to perform the work and recover the cost thereof pursuant to the provisions of Section 337.403(3), Florida Statutes. In the event that the Contingency Fund is depleted, the UAO shall, within fourteen (14) calendar days from notification from the FDOT, pay to the FDOT an additional 10% of the total obligation of the UAO for the cost of the Utility Work established under Subparagraph 3. f. for future use as the Contingency Fund.

- j. Upon final payment to the Contractor, the FDOT intends to have its final and complete accounting of all costs incurred in connection with the work performed hereunder within three hundred sixty (360) days. All project cost records and accounts shall be subject to audit by a representative of the UAO for a period of three (3) years after final close out of the Project. The UAO will be notified of the final cost. Both parties agree that in the event the final accounting of total project costs pursuant to the terms of this agreement is less than the total deposits to date, a refund of the excess will be made by the FDOT to the UAO in accordance with Section 215.422, Florida Statutes. In the event said final accounting of total project costs is greater than the total deposits to date, the UAO will pay the additional amount within forty (40) calendar days from the date of the invoice. The UAO agrees to pay interest at a rate as established pursuant to Section 55.03, Florida Statutes, on any invoice not paid within the time specified in the preceding sentence until the invoice is paid.

4. Claims Against UAO

- a. The UAO shall be responsible for all costs incurred as a result of any delay to the FDOT or its contractors caused by errors or omissions in the Plans Package (including inaccurate location of the Facilities) or by failure of the UAO to properly perform its obligations under this Agreement in a timely manner.
- b. In the event the FDOT's contractor provides a notice of intent to make a claim against the FDOT relating to the Utility Work, the FDOT will notify the UAO of the notice of intent and the UAO will thereafter keep and maintain daily field reports and all other records relating to the intended claim.
- c. In the event the FDOT's contractor makes any claim against the FDOT relating to the Utility Work, the FDOT will notify the UAO of the claim and the UAO will cooperate with the FDOT in analyzing and resolving the claim within a reasonable time. Any resolution of any portion of the claim directly between the UAO and the FDOT's contractor shall be in writing, shall be subject to written FDOT concurrence, and shall specify the extent to which it resolves the claim against the FDOT.
- d. The FDOT may withhold payment of surplus funds to the UAO until final resolution (including any actual payment required) of all claims relating to the Utility Work. The right to withhold shall be limited to actual claim payments made by the FDOT to the FDOT's contractor.

STATE OF FLORIDA DEPARTMENT OF TRANSPORTATION
UTILITY WORK BY HIGHWAY CONTRACTOR MASTER AGREEMENT
(AT UAO AND FDOT EXPENSE COMBINED)

Form No. 710-010-64
UTILITIES
Rev. 10/00

5. Out of Service Facilities

No Facilities shall be left in place on FDOT's Right of Way after the Facilities are no longer active (hereinafter "Placed out of service/Deactivated") unless specifically identified as such in the Plans. The following terms and conditions shall apply to Facilities Placed out of service/Deactivated, but only to said Facilities Placed out of service/Deactivated:

- a. The UAO acknowledges its present and continuing ownership of and responsibility for Facilities Placed out of service/Deactivated.
- b. The FDOT agrees to allow the UAO to leave the Facilities within the right of way subject to the continuing satisfactory performance of the conditions of this Agreement by the UAO. In the event of a breach of this Agreement by the UAO, the Facilities shall be removed upon demand from the FDOT in accordance with the provisions of Subparagraph 5. e. below.
- c. The UAO shall take such steps to secure the Facilities and otherwise make the Facilities safe in accordance with any and all applicable local, state or federal laws and regulations and in accordance with the legal duty of the UAO to use due care in its dealings with others. The UAO shall be solely responsible for gathering all information necessary to meet these obligations.
- d. The UAO shall keep and preserve all records relating to the Facilities, including, but not limited to, records of the location, nature of, and steps taken to safely secure the Facilities and shall promptly respond to information requests concerning the Facilities that are Placed out of service/Deactivated of the FDOT or other permittees using or seeking use of the right of way.
- e. The UAO shall remove the Facilities upon 30 days prior written request of the FDOT in the event that the FDOT determines that removal is necessary for FDOT use of the right of way or in the event that the FDOT determines that use of the right of way is needed for other active utilities that cannot be otherwise accommodated in the right of way. In the event that the Facilities that are Placed out of Service/Deactivated would not have qualified for reimbursement under this Agreement, removal shall be at the sole cost and expense of the UAO and without any right of the UAO to object or make any claim of any nature whatsoever with regard thereto. In the event that the Facilities that are Placed out of service/Deactivated would have qualified for reimbursement only under Section 337.403 (1)(a), Florida Statutes, removal shall be at the sole cost and expense of the UAO and without any right of the UAO to object or make any claim of any nature whatsoever with regard thereto because such a removal would be considered to be a separate future relocation not necessitated by the construction of the project pursuant to which they were Placed out of service/Deactivated, and would therefore not be eligible and approved for reimbursement by the Federal Government. In the event that the Facilities that are Placed out of service/Deactivated would have qualified for reimbursement for other reasons, removal of the out of service Facilities shall be reimbursed by the FDOT as though the Facilities had not been Placed out of service/Deactivated. Removal shall be completed within the time specified in the FDOT's notice to remove. In the event that the UAO fails to perform the removal properly within the specified time, the FDOT may proceed to perform the removal at the UAO's expense pursuant to the provisions of Sections 337.403 and 337.404, Florida Statutes.
- f. Except as otherwise provided in Subparagraph e. above, the UAO agrees that the Facilities shall forever remain the legal and financial responsibility of the UAO. The UAO shall reimburse the FDOT for any and all costs of any nature whatsoever resulting from the presence of the Facilities within the right of way. Said costs shall include, but shall not be limited to, charges or expenses which may result from the future need to remove the Facilities or from the presence of any hazardous substance or material in the Facilities or the discharge of hazardous substances or materials from the Facilities. Nothing in this paragraph shall be interpreted to require the UAO to indemnify the FDOT for the FDOT's own negligence; however, it is the intent that all other costs and expenses of any nature be the responsibility of the UAO.

**UTILITY WORK BY HIGHWAY CONTRACTOR MASTER AGREEMENT
(AT UAO AND FDOT EXPENSE COMBINED)**

6. Default

- a. In the event that the UAO breaches any provision of this Agreement, then in addition to any other remedies which are otherwise provided for in this Agreement, the FDOT may exercise one or more of the following options, provided that at no time shall the FDOT be entitled to receive double recovery of damages:
- (1) Terminate this Agreement if the breach is material and has not been cured within 60 days from written notice thereof from FDOT.
 - (2) Pursue a claim for damages suffered by the FDOT.
 - (3) If the Utility Work is reimbursable under this Agreement, withhold reimbursement payments until the breach is cured. The right to withhold shall be limited to actual claim payments made by FDOT to third parties.
 - (4) If the Utility Work is reimbursable under this Agreement, offset any damages suffered by the FDOT or the public against payments due under this Agreement for the same Project. The right to offset shall be limited to actual claim payments made by FDOT to third parties.
 - (5) Suspend the issuance of further permits to the UAO for the placement of Facilities on FDOT property if the breach is material and has not been cured within 60 days from written notice thereof from FDOT until such time as the breach is cured.
 - (6) Pursue any other remedies legally available.
 - (7) Perform any work with its own forces or through contractors and seek repayment for the cost thereof under Section 337.403(3), Florida Statutes.
- b. In the event that the FDOT breaches any provision of this Agreement, then in addition to any other remedies which are otherwise provided for in the Agreement, the UAO may exercise one or more of the following options:
- (1) Terminate this Agreement if the breach is material and has not been cured within 60 days from written notice thereof from the UAO.
 - (2) If the breach is a failure to pay an invoice for Utility Work which is reimbursable under this Agreement, pursue any statutory remedies that the UAO may have for failure to pay invoices.
 - (3) Pursue any other remedies legally available.
- c. Termination of this Agreement shall not relieve either party from any obligations it has pursuant to other agreements between the parties nor from any statutory obligations that either party may have with regard to the subject matter hereof.

7. Indemnification

FOR GOVERNMENT-OWNED UTILITIES,

To the extent provided by law, the UAO shall indemnify, defend, and hold harmless the FDOT and all of its officers, agents, and employees from any claim, loss, damage, cost, charge, or expense arising out of any acts, action, error, neglect, or omission by the UAO, its agents, employees, or contractors during the performance of the Agreement, whether direct or indirect, and whether to any person or property to which FDOT or said parties may be subject, except that neither the UAO, its agents, employees, or contractors will be liable under this section for damages arising out of the injury or damage to persons or property directly caused by or resulting from the negligence of the FDOT or any of its officers, agents, or employees during the performance of this Agreement. When the FDOT receives a notice of claim for damages that may have been caused by the UAO in the performance of services required under this Agreement, the FDOT will immediately forward the claim to the UAO. The UAO and the FDOT will evaluate the claim and report their findings to each other within fourteen (14) working

STATE OF FLORIDA DEPARTMENT OF TRANSPORTATION
UTILITY WORK BY HIGHWAY CONTRACTOR MASTER AGREEMENT
(AT UAO AND FDOT EXPENSE COMBINED)

Form No. 710-010-64
UTILITIES
Rev. 10/00

days and will jointly discuss options in defending the claim. After reviewing the claim, the FDOT will determine whether to require the participation of the UAO in the defense of the claim or to require the UAO to defend the FDOT in such claim as described in this section. The FDOT's failure to notify the UAO of a claim shall not release the UAO from any of the requirements of this section. The FDOT and the UAO will pay their own costs for the evaluation, settlement negotiations, and trial, if any. However, if only one party participates in the defense of the claim at trial, that party is responsible for all costs.

FOR NON-GOVERNMENT-OWNED UTILITIES,

The UAO shall indemnify, defend, and hold harmless the FDOT and all of its officers, agents, and employees from any claim, loss, damage, cost, charge, or expense arising out of any acts, action, error, neglect, or omission by the UAO, its agents, employees, or contractors during the performance of the Agreement, whether direct or indirect, and whether to any person or property to which FDOT or said parties may be subject, except that neither the UAO, its agents, employees, or contractors will be liable under this section for damages arising out of the injury or damage to persons or property directly caused by or resulting from the negligence of the FDOT or any of its officers, agents, or employees during the performance of this Agreement.

The UAO's obligation to indemnify, defend, and pay for the defense or at the FDOT's option, to participate and associate with the FDOT in the defense and trial of any damage claim or suit and any related settlement negotiations, shall arise within fourteen (14) days of receipt by the UAO of the FDOT's notice of claim for indemnification to the UAO. The notice of claim for indemnification shall be served by certified mail. The UAO's obligation to defend and indemnify within fourteen (14) days of such notice shall not be excused because of the UAO's inability to evaluate liability or because the UAO evaluates liability and determines the UAO is not liable or determines the FDOT is solely negligent. Only a final adjudication or judgment finding the FDOT solely negligent shall excuse performance of this provision by the UAO. The UAO shall pay all costs and fees related to this obligation and its enforcement by the FDOT. The FDOT's delay in notifying the UAO of a claim shall not release UAO of the above duty to defend.

8. Force Majeure

Neither the UAO nor the FDOT shall be liable to the other for any failure to perform under this Agreement to the extent such performance is prevented by an act of God, war, riots, natural catastrophe, or other event beyond the control of the non-performing party and which could not have been avoided or overcome by the exercise of due diligence; provided that the party claiming the excuse from performance has (a) promptly notified the other party of the occurrence and its estimated duration, (b) promptly remedied or mitigated the effect of the occurrence to the extent possible, and (c) resumed performance as soon as possible.

9. Miscellaneous

- a. If the Utility Work is reimbursable under this Agreement, the UAO shall fully comply with the provisions of Title VI of the Civil Rights Act of 1964 and any subsequent revisions thereto in connection with the Utility Work covered by this Agreement, and such compliance will be governed by one of the following methods as determined at the time of the issuance of the work order:
 - (1) The UAO will perform all or part of such Utility Work by a contractor paid under a contract let by the UAO, and the Appendix "A" of Assurances transmitted with the issued work order will be included in said contract let by the UAO.
 - (2) The UAO will perform all of its Utility Work entirely with UAO's forces, and Appendix "A" of Assurances is not required.
 - (3) The Utility Work involved is agreed to by way of just compensation for the taking of the UAO's facilities on right-of-way in which the UAO holds a compensable interest, and Appendix "A" of Assurances is not required.
 - (4) The UAO will perform all such Utility Work entirely by continuing contract, which contract to perform all future Utility Work was executed with the UAO's contractor prior to August 3, 1965, and Appendix

UTILITY WORK BY HIGHWAY CONTRACTOR MASTER AGREEMENT (AT UAO AND FDOT EXPENSE COMBINED)

Form No. 710-010-64
UTILITIES
Rev. 10/00

"A" of Assurances is not required.

- b. The Facilities shall at all times remain the property of and be properly protected and maintained by the UAO in accordance with the then current Utility Accommodation Manual and the current utility permit for the Facilities.
- c. Pursuant to Section 287.058, Florida Statutes, the FDOT may unilaterally cancel this Agreement for refusal by the UAO to allow public access to all documents, papers, letters, or other material subject to the provisions of Chapter 119, Florida Statutes, and made or received by the UAO in conjunction with this Agreement.
- d. This Agreement constitutes the complete and final expression of the parties with respect to the subject matter hereof and supersedes all prior agreements, understandings, or negotiations with respect thereto, except that the parties understand and agree that the FDOT has manuals and written policies and procedures which shall be applicable at the time of the Project and the relocation of the Facilities and except that the UAO and the FDOT may have entered into joint agreements for Utility Work to be performed by FDOT's highway contractor. To the extent that such a joint agreement exists, this Agreement shall not apply to Facilities covered by the joint agreement. Copies of FDOT manuals, policies, and procedures will be provided to the UAO upon request.
- e. This Agreement shall be governed by the laws of the State of Florida. Any provision hereof found to be unlawful or unenforceable shall be severable and shall not affect the validity of the remaining portions hereof.
- f. Time is of essence in the performance of all obligations under this Agreement.
- g. All notices required pursuant to the terms hereof may be sent by first class United States Mail, facsimile transmission, hand delivery, or express mail and shall be deemed to have been received by the end of five business days from the proper sending thereof unless proof of prior actual receipt is provided. The UAO shall have a continuing obligation to notify each District of the FDOT of the appropriate persons for notices to be sent pursuant to this Agreement. Unless otherwise notified in writing, notices shall be sent to the following addresses:

If to the UAO: Mr. Herschel Barrington
Distribution Engineering
JEA
21 West Church Street - T4
Jacksonville, Florida 32202-3139

If to the FDOT: Florida Department of Transportation
605 Suwannee Street, MS 32
Tallahassee, Florida 32399-0405

10. Certification

This document is a printout of an FDOT form maintained in an electronic format and all revisions thereto by the UAO in the form of additions, deletions, or substitutions are reflected only in an Appendix entitled "Changes To Form Document" and no change is made in the text of the document itself. Hand notations on affected portions of this document may refer to changes reflected in the above-named Appendix but are for reference purposes only and do not change the terms of the document. By signing this document, the UAO hereby represents that no change has been made to the text of this document except through the terms of the Appendix entitled "Changes To Form Document."

UTILITY WORK BY HIGHWAY CONTRACTOR MASTER AGREEMENT
(AT UAO AND FDOT EXPENSE COMBINED)

IN WITNESS WHEREOF, the parties hereto have executed this Agreement effective the day and year first written.

UTILITY: JEA

BY: (Signature) [Signature]

DATE: 11/14/07

(Typed Name: WALTER P. BUSSELLS, MANAGING ENGINEER)

(Typed Title:)

Recommend Approval by the State Utility Engineer

BY: (Signature) [Signature]

DATE: 12/7/2007

FDOT Legal review

BY: (Signature) [Signature]

DATE: 11-30-00

District Counsel

STATE OF FLORIDA
DEPARTMENT OF TRANSPORTATION

BY: (Signature) [Signature]

DATE: 12/5/00

(Typed Name: Fredrick Simmons)

(Typed Title: State Highway Engineer)

FEDERAL HIGHWAY ADMINISTRATION (if applicable)

BY:

DATE:

(Typed Name:)


(Typed Title:)

I hereby certify that the expenditure contemplated by the foregoing contract has been duly authorized, and provision has been made for the payment of the monies provided therein to be paid.



Robert Dix
Controller
JEA

Form Approved:


Office of General Counsel 11-9-00

STATE OF FLORIDA DEPARTMENT OF TRANSPORTATION
UTILITY WORK BY HIGHWAY CONTRACTOR MASTER AGREEMENT
(AT UAO AND FDOT EXPENSE COMBINED)

The following changes are hereby made to the Utility Work by Highway Contractor Master Agreement (at UAO and FDOT Expense Combined) between the **State of Florida Department of Transportation** (the “**FDOT**”) and JEA (the “**UAO**”) dated the 7th day of December, 2000:

1. The words “and/or **FDOT** design consultant” are added after the word “contractor” in the following locations:

- a. The fifth premises clause;
- b. The sixth premises clause; and
- c. The introductory sentence of paragraph 1.

2. The following sentence is added at the end of subparagraph 1.a.(1):

“If desired by **FDOT**, the notice shall also offer to have the **FDOT** design consultant prepare the Plans Package for the Project.”

3. The following sentence is added at the end of subparagraph 1.a.(2):

“The **UAO** shall also respond to **FDOT**’s offer, if any, to have the **FDOT** design consultant prepare the Plans Package for the Project. If no such offer has been made by **FDOT** and the **UAO** desires to have the **FDOT** design consultant prepare the Plans Package for the Project, the **UAO** shall make such a request in the response.”

4. The words “if the Plans Package will be prepared by the **UAO**,” are added after the word “thereon” in the last line of subparagraph 1.b.(2).

5. The words “if applicable” are added in the following locations:

- a. At the end of subparagraphs 1.c.(1)(e), 1.c.(1)(h);
- b. At the end of the last sentence of subparagraph 2.h.
- c. At the beginning of subparagraph 2.I.
- d. After the word “Package” in the fourth line of subparagraph 3.b.
- e. After the parenthetical phrase in the second line of subparagraph 4.a.

6. The words “if applicable, and” are added after the word “provisions” in the second line of subparagraph 1.c.(2).

7. The following new subparagraph 1.d. is added prior to paragraph 2:

“d. Alternative Design Procedure

If, pursuant to the provisions of subparagraph 1.a., the Plans Package will be prepared by the **FDOT** design consultant, the provisions of subparagraph 1.c.(2) regarding preparation of the Plans Package by the **UAO** shall not apply and the following provisions shall govern the preparation of the Plans Package in lieu

thereof:

- (1) **FDOT's** design consultant shall prepare final engineering design, plans, other necessary related design documents, and cost estimate for the Utility Work as more specifically described in **FDOT's** Supplemental Agreement to **FDOT's** design services contract.
- (2) The Plans Package shall be in the same format as the **FDOT's** contract documents for the Project.
- (3) The Plans Package shall include any and all activities and work effort required to perform the Utility Work, including but not limited to, all clearing and grubbing, survey work and maintenance of traffic.
- (4) The Plans Package shall be prepared in compliance with the **FDOT's** Utility Accommodation Manual and the **FDOT's** Plans Preparation Manual in effect at the time the Plans Package is prepared, and the **FDOT's** contract documents for the Project. If the **FDOT's** Plans Preparation Manual is updated and conflicts with the **FDOT's** Utility Accommodation Manual, the Utility Accommodation Manual shall apply where such conflicts exist.
- (5) The technical special provisions which are a part of the Plans Package shall be prepared in accordance with the **FDOT's** guidelines on preparation of technical special provisions.
- (6) The **FDOT** design consultant shall provide a copy of the proposed Plans Package to the **UAO**, for review at the stages that they are provided to **FDOT**. **UAO** shall review the Plans Package to see that it complies with the requirements of this Agreement.
- (7) In the event that the **UAO** finds any deficiencies in the Plans Package during the reviews performed pursuant to subparagraph f. above, the **UAO** will notify the **FDOT** in writing of the deficiencies within the time specified in the plans review transmittal.
- (8) The **UAO** shall furnish the **FDOT** such information from the **UAO** files as requested by the **FDOT**.
- (9) The Facilities and the Utility Design will include all utility facilities of the **UAO** which are located within the limits of the Project, except as may be specified in the communications pursuant to subparagraph 1.a.
- (10) If the Utility Work is reimbursable, **FDOT** shall pay the cost for the preparation of the Plans Package.
- (11) If the Utility Work is not reimbursable, the Plans Package shall be prepared at the sole cost and expense of the **UAO**. The **UAO** agrees that it will, at least fifteen (15) days prior to the **FDOT** issuing the Supplemental Agreement to its design consultant, furnish the **FDOT** an advance deposit of the amount of the Supplemental

Agreement for the payment for preparation of the Plans Package. It is understood that the **FDOT's** design consultant shall not begin any work on the Plans Package until the **FDOT** has received the above payment and that if such payment is not timely received, the Plans Package will not be prepared by the **FDOT's** design consultant. The **FDOT** shall utilize this deposit for the payment of Utility Design. Both parties further agree that the costs incurred in connection with the work as referenced in subparagraph 3.j. shall include the cost of preparation of the Plans Package. No work in excess of the advance deposit shall be done. In the event that it is subsequently determined that work in addition to that described in the Supplemental Agreement is necessary in order to properly complete the preparation of the Plans Package, the **UAO** shall make an additional deposit in the amount necessary to issue a subsequent Supplemental Agreement for the additional work. The payment of funds under this paragraph will be made directly to the **FDOT** for deposit into the State Transportation Trust Fund unless the **UAO** requests in the communications under subparagraph 1.a. that they be deposited in escrow with the Department of Financial services as provided in the standard Memorandum of Agreement between the **UAO**, the **FDOT** and the State of Florida, Department of Financial Services, Division of Treasury. Deposits of less than \$100,000.00 must be pre-approved by the **FDOT** Comptroller's Office.

(12) It is specifically understood and agreed that if post-design services are needed in connection with the performance of the Utility Work, and if the Utility Work is not reimbursable, the **UAO** shall make an additional deposit in the amount that **FDOT** will pay the **FDOT** design consultant for the payment of said post-design services. The **FDOT** will notify the **UAO** no later than 60 days prior to the date of deposit of the amount of the deposit and the date for the deposit. Said amount will be deposited into the State Transportation Trust Fund. The **FDOT** and the **UAO** acknowledge and agree that the amount stated above will include an additional ten percent (10%) to cover the **UAO's** obligation for the cost of the post-design services as set forth in Section 337.403(1)(b) of the Florida Statutes. The amount of the deposit shall constitute a maximum limiting amount. In the event that the **UAO** fails to timely make the deposit for post-design services, all post-design services for the Utility Design shall be performed by the **UAO** at the **UAO's** sole cost and expense, and at a time and in a manner that does not cause delay to the Project. Both parties further agree that the costs incurred in connection with the work as referenced in subparagraph 3.j. shall include the cost of post-design services hereunder."

8. The words "under Florida condemnation law" are removed from the first sentence of subparagraph 3.a. and the following sentence is added at the end of that subparagraph:

"As used herein, the words "compensable land interest" shall mean any interest in property, the taking of which is subject to the payment of compensation under the Constitution of the United States of America or under the Florida Constitution, but only to the extent of the compensability under the terms and conditions of the document creating the interest, and provided that nothing herein shall be interpreted to modify, alter, amend, or override the specific terms and conditions of said document."

ATTEST:

By: Cindy Ikerd
Print Name: Cindy Ikerd
Title: Admin. Asst.
Date: 4/14/11

DEPARTMENT:

By: Brian Blanchard 04-19-11
Printed Name: Brian Blanchard
Title: Chief Engineer
Date: 4/14/11

Legal Review:

By: Roger Z. Wood
Office of the General Counsel

ATTEST:

By: Heather Bratt
Print Name: Heather Bratt
Title: Manager
Date: 4/5/11

UAO:

By: John P. McCarthy
Printed Name: John P. McCarthy, Director
JEA Procurement Services
Chief Procurement Officer
Title: _____
Date: _____

Legal Review:

By: _____
Counsel for UAO
Reviewed by
Purchasing Contracts
Specialist
HCB

Exhibit “A”

Scope of Work

FPID # 433899-2-56-01: The cost within this Agreement reflects JEA Water and Sewer utility work for Bid Reconciliation Construction costs associated with a 20 inch Water Main to be placed during construction by the FDOT Contractor through a Utility Work by Highway Contractor Agreement along SR 9 : INTERCHANGE - ADD LANES - I-95(SR9) @ SR115(US1)/ML KING/20TH STREET

Award #3 Supporting Documents 07/11/24

FLORIDA DEPARTMENT OF TRANSPORTATION PRELIMINARY 2/22/2023 LETTING RESULTS REPORT

Preliminary letting results complete

Please see the Posting and Award Notices for Official Intent to Award.
<http://www.fdot.gov/contracts>

Last Revised: 2/22/2023

Contract No: T1838 Fin Prj No: 441511-1-52-01 Bid Method: County: HARDEE

CONTRACTOR'S NAME

BID AMOUNT

AJAX PAVING INDUSTRIES OF FLORIDA LLC
PREFERRED MATERIALS INC.

\$6,601,193.92
\$8,167,165.47

Contract No: T2879 Fin Prj No: 445353-1-52-01 Bid Method: County: ST JOHNS

CONTRACTOR'S NAME

BID AMOUNT

P & S PAVING, INC.
HALIFAX PAVING, INC.
MASCI GENERAL CONTRACTORS, INC
PREFERRED MATERIALS INC.
HUBBARD CONSTRUCTION COMPANY

\$5,044,795.76
\$5,579,613.77
\$5,695,299.61
\$6,336,110.29
\$8,815,401.70

Contract No: T2891 Fin Prj No: 433899-2-52-01 Bid Method: County: DUVAL

CONTRACTOR'S NAME

BID AMOUNT

WEBBER, LLC
SUPERIOR CONSTRUCTION COMPANY SOUTHEAST, LLC
GRANITE CONSTRUCTION COMPANY OF CALIFORNIA
VECELLIO & GROGAN, INC.
ARCHER WESTERN CONSTRUCTION, LLC

\$79,825,408.34
\$83,686,688.00
\$89,952,301.25
\$101,929,917.45
\$116,400,192.33

CHANGE REQUEST FORM		
CHANGE REQUEST # 001		
Client	Original Project Name	Original SOW #:
JEA	PCCE Upgrade	SC-0458c
ProSys Account Executive	Client Project Sponsor	Request Date
Sean Tolle	Landon Todd	3/30/2023
Purchase Order to Apply to Changes: PO # (where applicable)		
<u>Change Request Summary</u>		
Original Scope Task	PCCE Upgrade to v12.6 (QA/PROD)	
Reason for Change	JEA would like to add ECE Chat Services to the existing PCCE Upgrade Project.	
Description of Change	<p>As part of the PCCE upgrade project, JEA is needing to add Chat options to the ECE platform. Currently, JEA is only using Cisco ECE for email. With this request, ProSys will be adding Chat channels for both the Residential and Commercial Teams. The following details are what ProSys is tasked to do to add Chat to the PCCE upgrade in the ECE platform.</p> <p>*Please Note: This Change Request covers building out Chat channels in both the Production and QA PCCE environments.</p> <p>JEA Business Unit Requirements</p> <p>The following requirements will be covered in this Change Order unless there is a documented technical reason. Any issues will be raised with the project team:</p> <ul style="list-style-type: none"> • Build out ECE Platform to have the below capabilities: <ul style="list-style-type: none"> ○ Ability to handle and reply to Email and Chat Activities ○ Agents able to share Hyperlinks with customers ○ Agents can use Knowledge Articles (Email activities) and Quick Replies (Chat) <ul style="list-style-type: none"> ▪ These items are predefined ECE Admin based on previous section in the SOW ▪ Future additions are handled by JEA Telecom team ○ Agent ability to transfer Email and Chat Activities <ul style="list-style-type: none"> ▪ This is only allowed within the same ECE Department <ul style="list-style-type: none"> • It is recommended to use one ECE Department if there is any chance that agent resources will be shared between Commercial and Resources (Blended/cross-skilled) ○ Agent to have Spell Check for Email and Chat Activities 	

**Description of
Change (cont.)**

- Base level reporting on ECE and CUIC, including:
 - Real Time – CUIC
 - Historical – CUIC
 - ECE Admin level reporting
- ECE Analytics not available and not in scope
- Able to limit the number Emails and Chats delivered to an agent
 - Handled by settings within ECE
- Ability to display message to customers for Off Hours/no Agents Available
- Ability to have Blended Routing with email and voice.

ProSys Responsibilities:

In order to fulfill JEA's Requirements ProSys will:

- Build out the ECE environment to be able to handle Chat, including:
 - Commercial Team
 - Residential Team
 - Create (1) ECE Department for Commercial and Residential
 - Separate Departments will not allow for resources to handle activities for both teams (see Exclusion List).
 - Replicate current ECE Workflow for Commercial, including keyword treatments
 - Create new ECE Workflow for Residential
 - JEA has not detailed need for keyword spotting for Residential ECE workflow
 - Create (1) ECE Web App (Aqua) folder, containing XML and CSS files used for the Chat window
 - Create (20) Chat Quick Replies
 - Combined for Commercial and Residential
 - Deliver (1) Pre-Chat Form
 - Pre-programmed Pre-Chat form
 - Full Name
 - Email
 - Phone Number
 - Your Question
 - Deliver (1) Chat Survey Form
 - Four pre-canned questions
 - Deliver (1) Custom Message for Off-Hours Message

Description of Change (cont.)	<p>JEA Responsibilities</p> <ul style="list-style-type: none"> JEA's web team/resource is responsible for providing external facing URLs that will point to the provided ECE Entry Point URL JEA's Database Team/Telecom Team is responsible for Integration and ingesting transcripts into JEA CRM or any JEA data source <ul style="list-style-type: none"> This includes creation of SQL queries to integrate This is currently handled by JEA Chats are encrypted in ECE SQL database, JEA will need to decrypt JEA's Web Team is responsible all configuration on JEA websites to offer chat JEA's Web Team is responsible for all configuration on JEA website to use keywords or selections to route to proper queues (via ECE Entry Points). <p>Exclusions/Out of Scope</p> <ul style="list-style-type: none"> Load Balancers, for external chat use and internal Agent Desktop (ECE gadget) failover via Finesse Desktop Layout ECE Analytics, not available and not in scope Additional Web Application (Aqua) templates are out of scope Pre-Chat Forms - Additional fields/questions (outside of the pre-canned questions) Post-Chat Survey - Additional fields/questions (outside of the pre-canned questions) Off-Hours Message (No Agents Available) – Additional Off-Hours message using additional Aqua folders Additional Departments are out of scope <ul style="list-style-type: none"> Use of separate ECE Departments There are very important drawbacks to using separate ECE Departments that can affect the workforce and blended agents.
Project Schedule	Change Order tasks will be executed in parallel with existing PCCE Upgrade project plan activities with no impact to overall project duration.
Project Pricing	<p>\$48,461.40 (Fixed Price) * All work will be delivered remotely.</p> <p>Added to SOW Billing Milestones: 50% @ UAT QA Approval / 50% @ UAT PROD Approval.</p>
Deliverables	ECE Chat Capability per modified PCCE Upgrade Design.
<u>Signatures & SOW Change Request Effective Date</u>	
ProSys Authorized Signer:	<div></div> <div>Date:</div>
Print Name: Brian Wray	Title: Director, Customer Experience
Client Authorized Signer:	<div></div> <div>Date:</div>
Print Name:	Title:



Formal Bid and Award System

Award #6 January 19, 2023

Type of Award Request: INVITATION TO NEGOTIATE (ITN)**Request #:** 624**Requestor Name:** Benavides, Maria L.**Requestor Phone:** (904) 665-7046**Project Title:** Professional Services for Cisco Contact from UCCE 11.6 to PCCE 12.6**Project Number:** 8007953**Project Location:** JEA**Funds:** Capital**Business Unit Estimate:** \$360,000.00**Scope of Work:**

JEA seeks Professional Services for Cisco Contact from UCCE 11.6 to PCCE 12.6 to provide full platform and application services to migrate JEA from their current Cisco Unified Contact Center Enterprise (UCCE 11.6) platform with CVP, to a newly built Cisco Packaged Contact Center Enterprise (PCCE 12.6) platform in its dual site deployment. The proposed platform is expected to build alongside the current UCCE production platform on new Cisco servers. The core components shall be sized to support all of JEA agents (150), and simultaneous Agent/IVR calls, across the entire enterprise. Inputs from JEA's historical, current, and future plans shall be used to run the Cisco Sizing Tool for resource allocation and version requirements that will then be submitted to the Cisco A2Q team for design and sizing approval.

JEA IFB/RFP/State/City/GSA#: 1410937246**Purchasing Agent:** Dambrose, Nickolas C.**Is this a Ratification?:** NO**RECOMMENDED AWARDEE(S):**

Name	Contact Name	Email	Address	Phone	Amount
PROSYS, INC.	Sean Tolle	Sean.Tolle@computacenter.com	6025 The Corners Pkwy, Ste 120 Norcross, GA 30092	(888)337-2626	\$330,250.18

Amount for entire term of Contract/PO: \$330,250.18**Award Amount for remainder of this FY:** \$330,250.18**Length of Contract/PO Term:** Project Completion**Begin Date (mm/dd/yyyy):** 02/01/2023**End Date (mm/dd/yyyy):** Project Completion (Estimated 9 months to complete)**JSEB Requirement:** N/A – Specialty service

RESPONDENTS:

Name	Original			BAFO			Disqualified?
	Bid Amount	Score	Rank	Bid Amount	Score	Rank	
PROSYS	\$330,250.18	88.73	1	\$330,250.18	88.73	1	No
PRESIDIO	\$288,900.00	87.77	2	\$288,900.00	87.77	2	No
SENTINEL TECHNOLOGIES	N/A	N/A	N/A	N/A	N/A	N/A	Yes – Didn't meet Minimum Qualifications

Background/Recommendations:

Advertised 10/18/2022. Three (3) Companies attended the optional pre-response meeting held on 10/26/2022. At Response opening on 11/15/2022, JEA received three (3) Responses. Sentinel Technologies was disqualified for not meeting the minimum qualifications. The Responses were evaluated on price, professional staff experience, past performance, design approach and work plan. JEA shortlisted two (2) Companies, Prosys and Presidio for Best and Final Offers (BAFOs). BAFOs were submitted on 01/05/2023. Prosys is deemed the highest responsible and responsive Respondent. A copy of the Response form, workbook and evaluation matrix summary is attached as back-up.

This award request for \$330,250.18 is for an estimated nine (9) month project completion term to provide consulting services for JEA's transition of the current Cisco Unified Contact Center Enterprise (UCCE 11.6) platform with CVP, to a newly built Cisco Packaged Contact Center Enterprise (PCCE 12.6) platform in its dual site deployment. JEA intends to complete this scope of work by the end of FY23 on 09/23/2023. The current IVR system at JEA will go out of support in September 2023. JEA is immediately replacing the critical IVR functionality prior to Storm Season to ensure business continuity. The remaining project term shall deliver less critical business functionality. When complete, the new version will provide enhanced functionality and stability needed for this system.

1410937246– Request approval to award a contract to Prosys, Inc. for Professional Services for Cisco Contact from UCCE 11.6 to PCCE 12.6 in the amount of \$330,250.18, subject to the availability of lawfully appropriate funds.

Manager: Benavides, Maria L. – Mgr. Technology Project Management
Director: Edgar, Cynthia. – Dir. Technology Services PMO
VP: Selders, Steven – VP Application Delivery and Enterprise Architecture
CIO: Krol, Bradley – Chief Information Officer

APPROVALS:

Stephen Datz 1/19/2023
 Chairman, Awards Committee Date

Stephanie M Healy 1/19/2023
 Budget Representative Date

Award #3 Supporting Documents 07/11/24

S.No	Question	Weightage	Scorer	Scores		
				PROSYS (SEAN.TOLLE@PROSYSIS.COM)	ESIDIO NETWORKED SOLUTIONS LLC (RWATKINS@PRESIDIO.CO)	SENTINEL TECHNOLOGIES (rfaught@sentinel.com)
				Weighted Scores	Weighted Scores	Weighted Scores
Grand Total of Scores				88.73	87.77	N/A
Supplier Rank				1	2	3
1	(40) Quotation of Rates	40		34.6 34.9 (\$330,250.18)	40.40 (\$288,900.00)	N/A
1.2	Quotation of Rates	100		34.6 34.9	40.40	0
			Nick Dambrose	34.6 34.9	40.40	0
2	um Qualifications (Past Performance / Company	10		9.67	10	N/A
2.5	Reference 1	50		4.67	5	0
			Landon Todd	5	5	0
			Angela DuBose	5	5	0
			Jamie Brown	4	5	0
2.7	Reference 2	50		5	5	0
			Landon Todd	5	5	0
			Angela DuBose	5	5	0
			Jamie Brown	5	5	0
3	erience, Location and Availability of Professional	10		8.83	9.1	N/A
3.1	Experience, Location and Availability of Professional PersonnelMaximum Score: 10 PointsRespondent shall provide a maximum of four (4) resumes of the	100		8.83	9.1	0
			Landon Todd	7	9	0
			Angela DuBose	10	9.3	0
			Jamie Brown	9.5	9	0
4	(40) Design Approach and Workplan	40		35.33	28.67	N/A
4.1	Maximum score: 40 PointsRespondent must provide an explanation of how it typically manages its engagements to realize project budgetary goals,	100		35.33	28.67	0
			Landon Todd	28	36	0
			Angela DuBose	40	30	0
			Jamie Brown	38	20	0

Award #3 Supporting Documents 07/11/24

1410937246 - Professional Services for Cisco Contact from UCCE 11.6 to PCCE 12.6
Addendum 3 Appendix B - Response Workbook (BAFO)

SECTION 1. HOURLY RATES (BLENDED)

The following hourly rates shall apply to successfully complete all of the deliverables of the Professional Services for Cisco Contact from UCCE 11.6 to PCCE 12.6 as described in the Solicitation Document. All bid prices shall include all travel, parts, tools and materials to complete the service. No additional fees shall apply.

ITEM NO.	TITLE OF TEAM MEMBER	% WEIGHT	HOURLY RATE	BLENDED HOURLY RATE
1.1.1	Lead Project Manager	16.7%	\$166.00	\$ 27.72
1.1.2	Solutions Architect	11.7%	\$235.00	\$ 27.50
1.1.3	Lead Engineer	37.4%	\$207.00	\$ 77.42
1.1.4	Lead Developer	34.2%	\$171.00	\$ 58.48
1.1.5	Total Blended Hourly Rate for Professional Services for Cisco Contact from UCCE 11.6 to PCCE 12.6			\$ 191.12

SECTION 2. NOT TO EXCEED HOURS

The following not to exceed hours shall apply to successfully complete the deliverables of the Professional Services for Cisco Contact from UCCE 11.6 to PCCE 12.6 as described in the Solicitation Document

ITEM NO.	DELIVERABLE	NOT TO EXCEED HOURS	
2.1.1	JEA Acceptance 50% Completion	864	
2.1.2	JEA Acceptance 75% Completion	432	
2.1.3	JEA Acceptance 100% Completion	432	
2.1.4	Total Not to Exceed Hours for Consulting Services - Enterprise IT User Experience		1728

ITEM NO.	This Amount Will Be Transferred To Page 1 of Appendix B - Response Form		
3.1	Total Price - JEA Acceptance 50% Completion	\$	165,125.09
3.2	Total Price - JEA Acceptance 75% Completion	\$	82,562.54
3.3	Total Price - JEA Acceptance 100% Completion	\$	82,562.54
3.4	Total Bid Price (Transfer this Amount where indicated in Zycus)	\$	330,250.18

Cruz, Aileen

From: Tolle, Sean (PRO) <Sean.Tolle@prosysis.com>
Sent: Thursday, January 5, 2023 12:36 PM
To: Dambrose, Nickolas C.; Tolle, Sean (PRO)
Cc: Woyak, Nathan J
Subject: Re: JEA Procurement Notification - Best and Final Offer (BAFO)
Attachments: ProSys Response 2023_01_04 Addendum 3 Appendix B - Response Workbook (BAFO)[1].xlsx
Importance: High

[External Email - Exercise caution. DO NOT open attachments or click links from unknown senders or unexpected email.]

Good afternoon Nickolas,

Attached is our “best and final” response to JEA’s Addendum 3 Appendix B to Solicitation #1410937246 ITN – **ITN – Professional Services for Cisco Contact from UCCE 11.6 to PCCE 12.6.**

You will notice our Price and Level of Effort (“LOE”) Hours Estimate remains unchanged as we believe it is already extremely accurate based on our extensive “hands on” experience and current insight into JEA’s existing environment. ProSys included all aspects of the upgrade based on the RFP Scope and the Open Vendor Q/A Session. In the Q/A Session ProSys specifically asked about certain items and JEA’s response was to include them. Some of those items included in the ProSys bid are:

1. Technology Refresh upgrades to be performed for two full UCCE contact center environments (QA UCCE 11.6 & PROD UCCE 11.6). These must be upgraded separately from each other and in essence will require 2 full UCCE upgrades to be performed.
2. Enterprise Chat and Email (“ECE”) – This product was previously implemented by ProSys at JEA and while it was not called out in the RFP Solicitation, it was mentioned in the Q/A Session as in Scope. Due to our knowledge of JEA’s infrastructure, ProSys knows the ECE has be rebuilt for the upgrade.
3. Self-Service Apps – ProSys understands that JEA’s self-service applications in the existing UCCE environment and how those apps are utilized to fulfill callers’/customers’ requests without having to speak to an agent. Because the Java version changes from 11.6 to 12.x, all the self-service applications must be re-compiled using Java 8. This also means additional testing is required to validate this does not impact performance of these self-service applications.
4. Courtesy Callback – This is another recent deployment done by ProSys in JEA’s contact center environment and will require some extra configuration to the Technology Refresh Upgrade to function properly.

If JEA is seeing other bids with a significantly lower LOE than ProSys’, we strongly urge JEA to inspect those bids and ensure they are “apples to apples” in scope and took into consideration the extensive details of JEA’s current UCCE design and application builds. For all the aforementioned reasons ProSys stands behind our original LOE as accurate and believes it will take 1700+ hours of effort to complete a q

uality upgrade project for JEA.

Please let us know if you have further questions. We look forward to JEA’s decision.

Thanks,
Sean

From: Nickolas Dambrose <dambnc@jea.com>
Date: Tuesday, January 3, 2023 at 12:39 PM
To: "Tolle, Sean (PRO)" <Sean.Tolle@prosysis.com>
Cc: "Woyak, Nathan J" <woyanj@jea.com>
Subject: JEA Procurement Notification - Best and Final Offer (BAFO)

EXTERNAL EMAIL - EXERCISE CARE WITH LINKS AND ATTACHMENTS

Hello Sean,

JEA provides this email as Addendum 3 to Solicitation #1410937246 ITN – **ITN – Professional Services for Cisco Contact from UCCE 11.6 to PCCE 12.6**. Any requests for clarifications shall be via email to dambnc@jea.com. (Any) Clarification responses shall be provided to all shortlisted respondents. JEA provides the following feedback on your current pricing proposal.

			PROSYS	
SECTION 1. HOURLY RATES (BLENDED)				
The following hourly rates shall apply to successfully complete all of the deliverables of the Professional Services for Cisco Contact from UCCE 11.6 to PCCE 12.6 as described in the Solicitation Document. All bid prices shall include all travel, parts, tools and materials to complete the service. No additional fees shall apply.				
ITEM NO.	TITLE OF TEAM MEMBER	% WEIGHT	HOURLY RATE	BLENDED HOURLY RATE
1.1.1	Lead Project Manager			
1.1.2	Solutions Architect			
1.1.3	Lead Engineer			
1.1.4	Lead Developer			
1.1.5	Total Blended Hourly Rate for Professional Services for Cisco Contact from UCCE 11.6 to PCCE 12.6			
SECTION 2. NOT TO EXCEED HOURS				
The following not to exceed hours shall apply to successfully complete the deliverables of the Professional Services for Cisco Contact from UCCE 11.6 to PCCE 12.6 described in the Solicitation Document				
ITEM NO.	DELIVERABLE	NOT TO EXCEED HOURS		
2.1.1	JEA Acceptance 50% Completion			
2.1.2	JEA Acceptance 75% Completion			
2.1.3	JEA Acceptance 100% Completion			
2.1.4	Total Not to Exceed Hours for Consulting Services - Enterprise IT User Experience			
ITEM NO.	This Amount Will Be Transferred To Page 1 of Appendix B - Response Form			
3.1	Total Price - JEA Acceptance 50% Completion			
3.2	Total Price - JEA Acceptance 75% Completion			
3.3	Total Price - JEA Acceptance 100% Completion			
3.4	Total Bid Price (Transfer this Amount where indicated in Zyous)			
Key				
> 0% below the average				
0% - 7% above the average				
> 7% above the average				
no feedback available				

Nickolas Dambrose, CPSM

Procurement Senior Buyer

dambnc@jea.com

Award #3 Supporting Documents 07/11/24

The information contained in this message and any attachments (collectively, the "Transmission") contains proprietary and/or confidential information of the sender's employer which is protected from disclosure and intended solely for the named recipient(s). If you are not a named recipient, you are prohibited from copying, distributing or using this Transmission. Please contact the sender immediately by returning the e-mail and deleting the original Transmission.

PROSYS INFORMATION SYSTEMS, INC. is registered in the State of Georgia with the registered number 58-2302467. Its registered office is 6025 The Corners Pkwy. NW, Suite 120, Norcross, GA 30092

The contents of this email are intended for the named addressee only.

It contains information which may be confidential and which may also be privileged.

Unless you are the named addressee (or authorized to receive mail for the addressee) you may not copy or use it, or disclose it to anyone else.

If you receive it in error please notify us immediately and then destroy it.

1411010046 Water/Wastewater Pipe Non-Destructive Testing Continuing Services

Vendor Rankings	Nate Rouse	Michael Dvoroznak	Seth Finnicum	Σ Rank	Rank
Arcadis U.S.. Inc.	1	1	1	3	1
CPM Pipelines	2	2	2	6	2

Nate Rouse	Professional Staff Experience (25 Points)	Design Approach and Work Plan (45 Points)	Company Experience (25 Points)	JSEB (5 Points)	Total	Rank
Arcadis U.S.. Inc.	17.33	40	25	4	86.33	1
CPM Pipelines	21	40	20	4	85.00	2

Michael Dvoroznak	Professional Staff Experience (25 Points)	Design Approach and Work Plan (45 Points)	Company Experience (25 Points)	JSEB (5 Points)	Total	Rank
Arcadis U.S.. Inc.	19	40	20	4	83.00	1
CPM Pipelines	19.6	35	20	4	78.60	2

Seth Finnicum	Professional Staff Experience (25 Points)	Design Approach and Work Plan (45 Points)	Company Experience (25 Points)	JSEB (5 Points)	Total	Rank
Arcadis U.S.. Inc.	14.13	35	18	4	71.13	1
CPM Pipelines	16.87	30	5	4	55.87	2

Overall Averages	Professional Staff Experience (25 Points)	Design Approach and Work Plan (45 Points)	Company Experience (25 Points)	JSEB (5 Points)	Total
Arcadis U.S.. Inc.	16.82	38.33	21.00	4.00	76.15
CPM Pipelines	19.16	35.00	15.00	4.00	69.16

COMPANY INFORMATION:

COMPANY NAME: Arcadis U.S., Inc.
BUSINESS ADDRESS: 1301 Riverplace Blvd., Suite 700
CITY, STATE, ZIP CODE: Jacksonville, FL 32207
TELEPHONE: 904.721.2991
FAX: _____
EMAIL OF CONTACT: Melissa.Pomales@arcadis.com

MP (Initials) I have read and understood the Sunshine Law/Public Records clauses contained within this solicitation. I understand that in the absence of a redacted copy my proposal will be disclosed to the public "as-is".

Company's Certification

By submitting this Proposal, the Proposer certifies that it has read and reviewed all of the documents pertaining to this RFP and agrees to abide by the terms and conditions set forth therein, that the person signing below is an authorized representative of the company, that the company is legally authorized to do business in the State of Florida, and that the company maintains in active status an appropriate license for the work. The company certifies that its recent, current, and projected workload will not interfere with the company's ability to Work in a professional, diligent and timely manner.

The Proposer certifies, under penalty of perjury, that it holds all licenses, permits, certifications, insurances, bonds, and other credentials required by law, contract or practice to perform the Work. The Proposer also certifies that, upon the prospect of any change in the status of applicable licenses, permits, certifications, insurances, bonds or other credentials, the Company shall immediately notify JEA of status change.

We have received addenda 1 (1/20/2023) through 1



Signature of Authorize Officer of Company or Agent

January 23, 2023

Date

Melissa L. Pomales, PE, ENV SP, PMP / Senior Vice President

Printed Name & Title

305.761.0232

Phone Number

**Water/Wastewater Pipe Non-Destructive Testing
Continuing Services**

Solicitation Number 1411010046

Hourly Rate Schedule

Arcadis US, Inc.

April 26, 2023

TABLE 1. Proposed 2023 Rates

JOB CATEGORY	2023 Billable Rate (\$/hr)
Principal-In-Charge	\$295
NDT Technical Expert	\$325
Principal Engineer/Scientist/Architect	\$270
Senior Engineer/ Scientist/Architect	\$225
Project Engineer/ Scientist/Architect	\$190
Staff Engineer/Scientist/Architect	\$135
Engineer/Scientist	\$110
Engineering Intern	\$80
BIM Coordinator/Senior GIS	\$155
CADD Designer	\$130
Construction Manager	\$215
Resident Project Representative (RPR)	\$180
Senior/Specialty Inspector	\$145
Inspector	\$110
Technician/Project Assistant	\$90

Notes:

(1) Proposed 2023 Billable Rates are valid through 9/30/2023

(2) Bill rates for each subsequent fiscal year will be escalated based on CPI, as mutually agreed with JEA

Award #3 Supporting Documents 07/11/24

141117046 Customer Payment Processing Services - Bank to Bank Payments and/or Lockbox Payments Addendum 5 Appendix B - Response Workbook **(BAFO)**

Please Identify yourself as a Non-Inclusive Respondent or an Inclusive Respondent

- A Non-Inclusive Respondent submits a Response that includes either Bank to Bank Payments or Lockbox Payments as described in Appendix A – Technical Specifications.
 - All Respondents shall complete Section 1 pricing.
- An Inclusive Respondent submits a Response that includes both Bank to Bank Payments and Lockbox Payments as described in Appendix A – Technical Specifications.
 - Inclusive Respondents only shall complete Section 2 pricing.

☐ Non -Inclusive Respondent

☒ Inclusive Respondent

2) Customer Payment Processing Services (Inclusive Respondents)				Catalis Payments, LLC	
• Section 2.0 shall be submitted by Inclusive Respondents only. Inclusive Respondents shall submit pricing to perform the Services as described in Appendix A - Technical Specifications. No additional fees shall apply.					
Description of Services					
2.0 Bank to Bank Payment Services					
<i>The following pricing shall be submitted by an <u>Inclusive Respondent</u> Only.</i>					
Item No	Description	Estimated Five (5) Year Qty	Unit of Measure	Unit Price	Total Price
2.0.1	Implementation Fee (If Applicable)	1	per lump sum	0	0
2.0.2	Training Fee	1	per lump sum	0	0
2.0.3	Electronic File Processing	4,036,080	per transaction	0.07	282525.6
2.0.4	Return Payment Processing	1,300	per transaction	0	0
2.0.5	TOTAL Bank to Bank Payment Services				\$ 282,525.60

2.1 Lockbox Payment Services					
<i>The following pricing shall be submitted by an <u>Inclusive Respondent</u> Only.</i>					
Item No	Description	Estimated Five (5) Year Qty	Unit of Measure	Unit Price	Total Price
2.1.1	Implementation Fee (If Applicable)	1	per lump sum	0	0
2.1.2	Training Fee	1	per lump sum	0	0
2.1.3	Checks with account numbers	258,500	per transaction	0.24	62040
2.1.4	Checks with no account number. Lookup required	22,335	per transaction	0.24	5360.4
2.1.5	Items Processed (Exact*, Non-Exact**, and Multiples***) *Payment Amount = Billed Amount **Payment Amount <> Billed Amount *** Contains Multiple Payments or Multiple Coupons	2,532,590	per transaction	0.24	607821.6
2.1.6	Daily Delivery of Exception Items Returned	18,000	per delivery	0	0
2.1.7	Cash remittance payments	600	per transaction	3.25	1950
2.1.8	TOTAL Lockbox Payment Services				\$ 677,172.00
2.2	Customer Payment Processing Services (Inclusive Respondents) TOTAL BID PRICE				\$ 959,697.60
					<i>Transfer this Total to page one of Appendix B - Response Form</i>

Award #3 Supporting Documents 07/11/24

S.No	Question	Weightage	Scorer	Scores
				CATALIS PAYMENTS (OShoup@governmentbrands.com)
				Weighted Scores
Grand Total of Scores				97.61
Supplier Rank				1
1	(10) Inclusive Respondents - Incentive Rates	9		9
1.2	Inclusive Respondent Incentive Rates	100		9
			Nick Dambrose	9
2	(45) All Respondents - Quotation of Rates	41		41
			Nick Dambrose	41
3	s - Minimum Qualifications - Past Performance/C	18		17.1
3.8	ank To Bank Payment or Inclusive Respondents: Reference	50		8.7
			Gerald Butler	8.1
			Nikki Pugh	9
			Dan Boatwright	9
3.1	ank To Bank Payment or Inclusive Respondents: Reference	50		8.4
			Gerald Butler	7.2
			Nikki Pugh	9
			Dan Boatwright	9
4	ity to Design an Approach and Work Plan to Meet	32		30.51
4.1	he categories seen below contained in Appendix A – Techn	100		30.51
			Gerald Butler	27.52
			Nikki Pugh	32
			Dan Boatwright	32

Award #3 Supporting Documents 07/11/24

S.No	Question	Weightage	Scorer	Scores
				CATALIS PAYMENTS (OShoup@governmentbrands.com)
				Weighted Scores
Grand Total of Scores				97.23
Supplier Rank				1
1	(10) Inclusive Respondents - Incentive Rates	9		9
1.2	Inclusive Respondent Incentive Rates	100		9
			Nick Dambrose	9
2	(45) All Respondents - Quotation of Rates	41		41
2.3	Quotation of Rates	100		41
			Nick Dambrose	41
3	s - Minimum Qualifications - Past Performance/C	18		17.4
3.3	Lockbox Payment or Inclusive Respondents: Reference 1	50		8.7
			Gerald Butler	8.1
			Nikki Pugh	9
			Dan Boatwright	9
3.7	Lockbox Payment or Inclusive Respondents: Reference 2	50		8.7
			Gerald Butler	8.1
			Nikki Pugh	9
			Dan Boatwright	9
5	to Design an Approach and Work Plan to Meet Pr	23		21.31
5.1	nt Requirements in each of the categories seen below co	100		21.31
			Gerald Butler	21.16
			Nikki Pugh	19.78
			Dan Boatwright	23
6	D) Lockbox Payment Respondents - Proximity to J	9		8.52
6.1	ts for this criterion, Respondent's office must be occupied	100		8.52
			Gerald Butler	9
			Nikki Pugh	7.56
			Dan Boatwright	9

Exhibit 2	Vice President (PM)	Vice President (Technical/ OA-QC)	Associate Vice President	Senior Associate (Co-PM)	Senior Associate (Process)	Senior Associate (Electrical)	Senior Associate (Structural)	Senior Associate (I&C)	Associate (Process)	Associate (I&C and other)	Senior Principal Engineer	Principal Engineer	Engineer	Assistant Engineer	Principal Designer	Secretary / Office Support	Generic Allowance Rate	Wright Pierce	Four Waters	Alpha Envirotech Consulting, Inc.	GM Hill	Smith Surveying Group	GAI	Expenses	HOURS/ TASK	TOTAL FEE/ TASK
TASK	\$ 310	\$ 310	\$ 285	\$ 275	\$ 275	\$ 275	\$ 275	\$ 275	\$ 225	\$ 225	\$ 185	\$ 165	\$ 140	\$ 127	\$ 165	\$ 115	\$ 200									
1 PROJECT MANAGEMENT																										
1.1 Prepare scope and work plan	8			8									24					960							40	\$ 9,000.00
1.2 Prepare monthly invoices, progres	8			30												12		3,840							50	\$ 15,950.00
1.3 Attend kick-off, EOR review scope	8			16	8								8	16				1,430							56	\$ 13,662.00
1.4 Weekly call with JEA and Hazen	96			144									24					5,520							264	\$ 78,240.00
1.5 Coordinate with JEA throughout p	136			96									96					8,400							328	\$ 90,400.00
1.6 Manage sub-consultants				48														2,880							48	\$ 16,080.00
1.7 Develop SharePoint Site				2									4			4									10	\$ 1,570.00
Expenses																								500	\$ 500.00	
TASK 1 LABOR FEE	\$ 79,360	\$ -	\$ -	\$ 94,600	\$ 2,200	\$ -	\$ -	\$ -	\$ -	\$ -	\$ -	\$ -	\$ 21,840	\$ 2,032	\$ -	\$ 1,840	\$ -	\$ 23,030	\$ -	\$ -	\$ -	\$ -	\$ -	\$ 500	\$ 225,402.00	
TASK 1 HOURS	256	0	0	344	8	0	0	0	0	0	0	0	156	16	0	16	0							-	796	\$
TASK 1 LUMP SUM																									\$ 225,402.00	
2 DATA COLLECTION, ASSESSMENT, AND EVALUATION																										
2.1 Review and summarize data	4	4		8	8	4	2	4	8	8		8	16					1,360	3,770						74	\$ 21,920.00
2.2 Conduct site visit	4			4	8				8			8						3,680						2,000	32	\$ 13,340.00
2.3 Define flows, loads, PF, create TM	12	14		32	60							120						3,760						1,500	238	\$ 58,420.00
2.4 BioWin Modeling	4	16		14	84							172												1,500	290	\$ 63,030.00
2.5 Determine reject storage plan	12			16								20						13,240						1,000	48	\$ 25,660.00
2.6 Determine influent PS plan	18	4		36	36													19,944						500	94	\$ 47,064.00
2.7 Determine biosolids options	22	22		36	80				104		216		124		84									1,500	688	\$ 141,620.00
2.8 Define site planning/phasing, liqui	22	24		36	56				72			156			84			1,120	27,255		15,000		20,000	3,000	450	\$ 161,735.00
Expenses																										
TASK 2 LABOR FEE	\$ 30,380	\$ 26,040	\$ -	\$ 50,050	\$ 91,300	\$ 1,100	\$ 550	\$ 1,100	\$ 43,200	\$ 1,800	\$ 39,960	\$ 79,860	\$ 19,600	\$ -	\$ 27,720	\$ -	\$ -	\$ 43,104	\$ 31,025	\$ -	\$ 15,000	\$ -	\$ 20,000	\$ 11,000	\$ 532,789.00	
TASK 2 HOURS	98	84	0	182	332	4	2	4	192	8	216	484	140	0	168	0	0							-	1,914	\$
TASK 2 LUMP SUM																									\$ 532,789.00	
3 BASIS OF TECHNICAL MEMORANDA																										
3.1 Prepare TM	80	64	24	162	196	40	64	16	296	144	40	360	176	24	228			108,570	29,300	7,500	57,050	99,150			1,914	\$715,608.00
3.2 Attend 2 in-person meetings	8			16	8				8	16			40					4,600						2,000	96	\$ 26,680.00
3.3 Prepare draft TM, submit	16	16		40	24	16	16	4	40	40		120	80		40	16		45,970	6,735						468	\$ 147,565.00
3.4 Attend in person review meeting	4			8	8				8	8			8					6,480	2,625					2,000	44	\$ 21,465.00
3.5 Prepare meeting minutes, submit	2			2						2		2	6												14	\$ 2,790.00
Expenses																										
TASK 3 LABOR FEE	\$ 34,100	\$ 24,800	\$ 6,840	\$ 62,700	\$ 64,900	\$ 15,400	\$ 22,000	\$ 5,500	\$ 79,200	\$ 47,250	\$ 7,400	\$ 79,530	\$ 43,400	\$ 3,048	\$ 44,220	\$ 1,840	\$ -	\$ 165,620	\$ 38,660	\$ 7,500	\$ 57,050	\$ 99,150	\$ 4,000	\$ 914,108.00		
TASK 3 HOURS	110	80	24	228	236	56	80	20	352	210	40	482	310	24	268	16	0							-	2,536	\$
TASK 3 LUMP SUM																									\$914,108.00	
MISC ALLOWANCE																										\$ 450,000.00
ALLOWANCE FOR PRELIMINARY EFFLUENT MANAGEMENT STUDY																										\$ 300,000.00
Expenses																										
TOTAL PROJECT LABOR FEE	\$ 143,840	\$ 50,840	\$ 6,840	\$ 207,350	\$ 158,400	\$ 16,500	\$ 22,550	\$ 6,600	\$ 122,400	\$ 49,050	\$ 47,360	\$ 159,390	\$ 84,840	\$ 5,080	\$ 71,940	\$ 3,680	\$ -	\$ 231,754	\$ 69,685	\$ 7,500	\$ 72,050	\$ 99,150	\$20,000	\$ 15,500	\$2,422,299.00	
TOTAL PROJECT HOURS	464	164	24	754	576	60	82	24	544	218	256	966	606	40	436	32	0							-	5,246	\$
TOTAL PROJECT																									\$2,422,299.00	



Hazen and Sawyer
7751 Corporate Center Pkwy., Suite 110 • Jacksonville, FL 32256 • 904.296.1503

June 26, 2024

Via Email

Maria A. Betancur, PE
JEA
225 N. Pearl St.
Jacksonville, FL 32202

**Re: JEA Northwest WRF
Scope of Work (Final 6-26-2024)**

Dear Ms. Betancur:

Please find enclosed our final scope and fee dated June 26, 2024 for the above referenced project. Thank you for the opportunity to serve the JEA on this important project. If you have any questions or need any additional information, please do not hesitate to contact me.

Very Truly Yours,
Hazen and Sawyer

A handwritten signature in blue ink, appearing to read "AD", with a long, sweeping horizontal line extending to the right.

Andre Dieffenthaller, PE
Vice President

Enclosure

C: Samuel Ramirez, PE / JEA; Caitlin Klug, PE / Hazen

Statement of Work (SOW) – FINAL

Northwest WRF

June 26, 2024

Project Description

This project consists of the design, permitting and construction administration of a 2 MGD advanced water reclamation facility (WRF) including biosolids processing, new influent pipelines, and a deep disposal well in JEA's NW service area. It also includes the design and development of a Master Development Plan for the total build out of the plant site that will be no less than 9 MGD, total build out capacity to be determined. The project will be delivered in three phases:

1. Phase 1: Preliminary Basis of Technical Memoranda
2. Phase 2: Detailed Design
3. Phase 3: Post-Design Services

This document defines the Phase 1 Scope of Work, Schedule and Fee for the Project. This phase will confirm the major project components that will be incorporated into the basis of design, which will be developed in further detail in subsequent phases. Separate scopes of work will be prepared for the subsequent phases.

Phase 1 includes:

- 1. Preliminary Recommendations for Short and Long Term Implementation**
 - a. Design flows and loads.
 - b. BioWin model
 - c. Reject storage strategy
 - d. Onsite influent pump station
 - e. Biosolids
 - f. Overall site planning / phasing.
- 2. Basis of Technical Memoranda Documents**
 - Preliminary concepts and schematics
 - Preliminary design criteria for Northwest WRF
 - Preliminary schedule and cost estimates

Project Milestone and Goals

This list summarizes the main milestones and deliverables for each of the main tasks/activities.

MILESTONE 1 – DATA COLLECITON AND ASSESSMENT

1. Summary of Data
2. Design flows and loads technical memorandum
3. BioWin Modeling technical memorandum
4. Reject storage plan technical memorandum
5. Influent pump station technical memorandum
6. Biosolids technical memorandum
7. Site planning / phasing technical memorandum

MILESTONE 2 – BASIS OF TECHNICAL MEMORANDA DOCUMENTS

1. Preliminary Hydraulic Profile
 - 1.1. Proposed Hydraulic Profile (2 MGD)
 - 1.2. Future Hydraulic Profile (≥ 9 MGD)
2. Mechanical Equipment Concepts
 - 2.1. Summary of major equipment
 - 2.2. Preliminary Design Criteria
3. Civil
 - 3.1. Yard Piping
 - 3.2. Site Survey and Project Basemap
 - 3.3. Site Development Constraints
 - 3.4. Conceptual Site Plan (For Phase 1 only and Master Development Plan Draft)
4. Architectural
 - 4.1. Functional Space Analysis
 - 4.2. Schematic Plans
 - 4.3. Concepts and Systems
5. Electrical
 - 5.1. Main Power Supply and Distribution
6. Geotechnical
 - 6.1. Site Data Research
 - 6.2. Preliminary Borings
7. HVAC Systems
 - 7.1. Preliminary Design Criteria
8. I&C Systems
 - 8.1. Preliminary Process Control Philosophy
 - 8.2. Communication and Security Requirements
9. Plumbing and Fire Protection
 - 9.1. Preliminary Design Criteria
10. Structural Systems
 - 10.1. Preliminary Design Criteria
11. Construction cost estimate
 - 11.1. Construction cost estimate with explanation of any adjustments to prior estimate
12. Permitting
 - 12.1. List of anticipated regulatory agency approvals and permits
 - 12.2. Summary of permitting requirements
 - 12.3. Permitting Matrix including schedule / approximate need by date
13. Implementation Plan
 - 13.1. Preliminary Schedule
 - 13.2. Potential Early Works Packages

SOW (Tasks 1 through 4)

TASK 1 – PROJECT MANAGEMENT

1. Prepare scope of service and a work plan with timeline milestone dates.
2. Prepare monthly invoices and submit project progress update.
3. Attend in-person Kick-off meeting. EOR will review the scope, finalize schedule requirements, and submit the data request memorandum.
4. Conduct weekly Conference Call with JEA PM and Hazen PM, up to 12 months.
5. Coordinate with Project Managers/Stakeholders from JEA throughout the project via virtual meetings, share site, email and phone conversations to respond to questions, provide regular project updates, and discuss planning activities and other project requirements.
6. Manage the sub-consultants and conduct monthly conference calls with the internal team to coordinate activities and work effort.
7. Develop a SharePoint site or other web-based site to transfer files, provide project updates, track schedules, and exchange information throughout the project duration.

TASK 2 – DATA COLLECTION AND ASSESSMENT

JEA will assist EOR in collecting and gathering the information listed within this Task and Milestone 1.

1. Review and summarize the received data.
2. Conduct one site visit up to four hours to document existing conditions.
3. Define design flows, loads and peaking factors.
 - 3.1. Flows
 - 3.1.1. Review JEA-provided population and flow projections for the Northwest Service Area.
 - 3.1.2. Confirm flows, planning period and build out date including a high level review of potential future developments.
 - 3.1.3. One meeting with City of Jacksonville to discuss the service area.
 - 3.1.4. One meeting with JEA Planning to discuss information received from COJ.
 - 3.1.5. Confirm flow peaking factors from the previous phase based on a review of data from other JEA/representative facilities and update as required.
 - 3.2. Loads
 - 3.2.1. Review and analyze concentration data and Project Scoping Statement for Northwest. No additional sampling will be conducted.
 - 3.2.2. Confirm loads and assumptions for load peaking factors and update as required based on representative water quality in this/nearby JEA service areas and nationwide experience from similar utilities. Specific activities to confirm the loads and assumptions will include:
 - 3.2.2.1. Review available/already summarized data from other representative JEA facilities for concentrations and load peaking factors.
 - 3.2.2.2. Develop an influent loading summary of existing JEA facilities (i.e. lbs BOD/mgd, lbs TKN/mgd, etc.) for comparison to industry standard values.
 - 3.2.2.3. Review of recently constructed WW treatment facilities influent concentrations for representative new systems for comparison to the aforementioned evaluations.

- 3.2.2.4. Review available industrial discharge information from District II.
 - 3.2.3. Coordinate with JEA FOG department (one meeting) and JEA Planning / O&M for potential industrial contribution (one meeting).
 - 3.2.4. Meet virtually to review findings and confirm agreed upon values.
 - 3.3. Design Flows and Loads Technical Memorandum
 - 3.3.1. Summarize the engineering design services completed in this subtask with associated attachments, calculations, and back-up data in a draft TM. JEA will provide written review comments.
 - 3.3.2. Submit final TM based on JEA's written comments received.
- 4. BioWin Modeling
 - 4.1. Develop preliminary BioWin model to include selected flow and loads.
 - 4.2. Create initial mass balances.
 - 4.3. Create sludge production estimates for solids handling process sizing.
 - 4.4. Meet virtually to review findings.
 - 4.5. BioWin Modeling Technical Memorandum
 - 4.5.1. Summarize the engineering design services completed in this subtask with associated attachments, calculations, and back-up data in a draft TM. JEA will provide written review comments.
 - 4.5.2. Submit final TM based on JEA's written comments received.
- 5. Determine short and long term plan for reject storage requirements and configuration.
 - 5.1. Confirm reject options and design flows, prepare high level schematics and summarize pros and cons. Anticipated options include:
 - 5.1.1. GST (dual purpose – reject and reclaimed storage)
 - 5.1.2. GST (reject only)
 - 5.1.3. Lined Ponds
 - 5.2. Meet virtually with JEA to agree upon options which will move forward in screening and drivers.
 - 5.3. Develop Class 5 cost, schedule and recommendation.
 - 5.4. Reject Storage Technical Memorandum
 - 5.4.1. Summarize the engineering design services completed in this subtask with associated attachments, calculations, and back-up data in a draft TM. JEA will provide written review comments. This task does not include detailed drawings.
 - 5.4.2. Attend a review virtual meeting to review JEA's questions and comments.
 - 5.4.3. Submit final TM based on JEA's written comments received.
- 6. Determine short and long term need for influent pump station.
 - 6.1. Review JEA-provided master lift station plan for the Northwest Service Area.
 - 6.2. Identify advantages and disadvantages of an onsite influent pump station does NOT include impacts/upgrades needed for both JEA or private wastewater assets.
 - 6.3. Develop Class 5 cost (capital and O&M) including odor control, screening, ability to bypass, two wetwells for redundancy and develop preliminary schedule.
 - 6.4. Meet virtually to review findings.
 - 6.5. Influent Pump Station Technical Memorandum

- 6.5.1. Summarize the engineering design services completed in this subtask with associated attachments, calculations, and back-up data in a draft TM. JEA will provide written review comments. This task does not include detailed hydraulic system modeling or detailed drawings.
- 6.5.2. Submit final TM based on JEA's written comments received.
- 7. Determine biosolids options.
 - 7.1. Desktop review of the following options, assuming Buckman RMF has adequate capacity:
 - 7.1.1. Phase 1 Capacity
 - 7.1.1.1. Pumping biosolids to Buckman RMF.
 - 7.1.1.2. Pumping biosolids to District 2 WRF (capacity of aerated sludge storage tanks, sludge pump station, pipeline to Buckman).
 - 7.1.1.3. Trucking 1-2% biosolids to Buckman RMF.
 - 7.1.1.4. Dewatering using centrifuges then trucking thickened biosolids to Buckman RFM.
 - 7.1.2. Buildout Capacity
 - 7.1.2.1. Pumping biosolids to Buckman RMF.
 - 7.1.2.2. Pumping biosolids to District 2 WRF (capacity of aerated sludge storage tanks, sludge pump station, pipeline to Buckman).
 - 7.1.2.3. Trucking 1-2% biosolids to Buckman RMF.
 - 7.1.2.4. Dewatering using centrifuges then trucking thickened biosolids to Buckman RFM. Basis of design for centrifuge layout will be the Blacks Ford WRF.
 - 7.2. Identify advantages and disadvantages of the four alternatives within each phase.
 - 7.3. Develop Class 5 cost (capital and O&M) and schedule.
 - 7.4. Meet virtually to review findings.
 - 7.5. Biosolids Technical Memorandum
 - 7.5.1. Summarize the engineering design services completed in this subtask with associated attachments, calculations, and back-up data in a draft TM. JEA will provide written review comments. This task does not include detailed drawings.
 - 7.5.2. Submit final TM based on JEA's written comments received.
- 8. Define site planning / phasing (proposed and future), liquid and biosolid processes.
 - 8.1. Establish boundary conditions for planning purpose to include redundancy / reliability criteria, regulatory considerations, energy considerations, and effluent quality.
 - 8.2. Meet in-person with JEA to discuss and obtain buy-in on the boundaries.
 - 8.3. Develop conceptual site layouts (Master Development Plan) for phasing and ultimate build out of both liquid and solids processing facilities with the WRF site. Cost estimates will not be included as part of this task. Limited to existing conceptual layout and two alternative layouts. Layout will be limited to one drawing per alternative (three total). Conceptual site layout will include onsite utilities access road, water, wastewater, electrical, and fiber. Coordinate with JEA and City of Jacksonville to confirm the requirements for offsite utilities to the site, including roadway(s), water, wastewater, electrical, and fiber.
 - 8.4. Meet in-person with JEA to discuss and approve layouts.
 - 8.5. Site Planning / Phasing Technical Memorandum
 - 8.5.1. Summarize the engineering design services completed in this subtask with associated attachments, calculations, and back-up data in a draft TM. JEA will provide written review comments. This task does not include detailed drawings.

8.5.2. Submit final TM based on JEA's written comments received.

TASK 3 – BASIS OF TECHNICAL MEMORANDA

This task will complete the following activities with the goal of achieving Milestone 2.

1. Prepare and submit SDD which includes the following activities:
 - 1.1. Preliminary Hydraulic Profiles
 - 1.1.1. Develop Hydraulic Profiles under the following scenarios:
 - 1.1.1.1. Proposed Design Flows: AADF and PHF
 - 1.1.1.2. Future Design Flows: AADF and PHF (through 2045)
 - 1.2. Mechanical Equipment Concepts (liquid, biosolids, deep disposal well surface facilities)
 - 1.2.1. Select major equipment and quantities.
 - 1.2.2. Determine JEA's requirements for blowers, pumps, valves, and other mechanical components.
 - 1.2.3. Summarize major unit process design criteria for selected processes.
 - 1.2.4. Process Flow Diagram
 - 1.3. Yard Piping
 - 1.3.1. Determine preliminary placement of yard piping (major process pipes).
 - 1.3.2. Determine requirements for crossings to avoid existing utilities or infrastructure if applicable.
 - 1.3.3. Determine requirements for minimum setbacks crossings to constructability conflicts with existing utilities or infrastructure.
 - 1.4. Site Survey
 - 1.4.1. Conduct site survey as follows
 - 1.4.1.1. Hazen will obtain detailed topographic surveys of the Northwest WRF site to aid in this design. Surveys will obtain topographic elevations; location of all bore locations in accordance with geotechnical service flags; location, size, and material of piping and manholes, and inverts of all existing storm drainage, sanitary sewers and electrical within the area to be surveyed; location and ID of all aboveground utility information, such as water, power, communications, etc.; vertical elevation information will be collected for the edge of pavement as well as the centerline. Previously completed survey will be used as well. See proposal from subconsultant in Appendix A.
 - 1.4.1.2. All survey data collection and electronic files will be referenced and oriented to the specified coordinate system below.
 - Referenced Horizontal Datum: North American Datum of 1983 (NAD 83)
 - Referenced Vertical Datum: North American Vertical Datum (NAVD 88)
 - 1.4.1.3. Hazen will provide JEA with an electronic copy of the survey.
 - 1.4.1.4. Wetlands if found will need to be delineated under an allowance item.
 - 1.4.2. Develop Base Map
 - 1.5. Site Development Constraints
 - 1.5.1. Identify Site Development Constraints.
 - 1.5.1.1. Establish Duval County site development requirements.
 - 1.5.1.2. Confirm limits of flood plain and project impacts.
 - 1.5.1.3. Attend in-person meeting with County permitting department to understand permitting requirements.

- 1.6. Conceptual Site Plan
 - 1.6.1. Develop conceptual site plan for this Phase.
 - 1.6.2. Develop concept for onsite access road.
 - 1.6.3. Define stormwater requirements.
- 1.7. Architectural
 - 1.7.1. Functional Space Analysis
 - 1.7.1.1. Define the basic architectural concept and renderings in conjunction with JEA. This includes the sizing and requirements of the operations and maintenance buildings.
 - 1.7.2. Schematic Plans
 - 1.7.2.1. Establish preliminary routes for access and egress.
 - 1.7.2.2. Establish non-process building requirements.
 - 1.7.3. Concepts and Systems
 - 1.7.3.1. Describe the architectural concept and related major aesthetic and functional considerations.
 - 1.7.3.2. Outline major or special materials (e.g., roofing system, wall construction, doors, windows, furnishings, corrosion resistance, and sustainable materials).
- 1.8. Electrical
 - 1.8.1. Power Supply and Distribution
 - 1.8.1.1. Establish standards for voltages.
 - 1.8.1.2. Establish type of stand-by power source.
 - 1.8.1.3. Establish standards for local control/local disconnect requirements.
 - 1.8.1.4. Document overall electrical concepts and design criteria.
- 1.9. Wetland Delineation
 - 1.9.1. Hazen will provide as-needed environmental assistance including permit research, attending project meetings, addressing environmental concerns as they arise up to the agreed upon fee. See attached proposal from subconsultant in Appendix B .
- 1.10. HVAC Systems
 - 1.10.1. Determine JEA's requirements for heating, ventilation, and air conditioning (HVAC) features.
 - 1.10.2. Prepare written preliminary design criteria.
- 1.11. I&C Systems
 - 1.11.1. Determine JEA's preference for process control system philosophy, including level of operator attention and network requirements.
 - 1.11.2. Confirm instrument preferences and use of field bus technologies.
 - 1.11.3. Determine communication and Security requirements including CCTV.
 - 1.11.4. Document overall control philosophy and basic design criteria and considerations.
- 1.12. Plumbing and Fire Protection
 - 1.12.1. Determine overall requirements for sprinklers and fire protection water.
 - 1.12.2. Identify JEA's equipment supplier and plumbing piping requirements.
 - 1.12.3. Document sprinkler and fire protection design criteria and water needs.
- 1.13. Structural Systems
 - 1.13.1. Select structural systems for treatment process structures.
 - 1.13.2. Coordinate with the architect on the selection of structural systems.
 - 1.13.3. Define geotechnical information required for detailed design / final site investigation.

- 1.14. Construction cost estimate
 - 1.14.1.1. Develop cost estimate with explanation of any adjustments to prior estimate.
- 1.15. Permitting
 - 1.15.1. Develop list of anticipated regulatory agency approvals and permits, submittal requirements and timing on when to submit.
 - 1.15.2. Develop FM Global requirements.
 - 1.15.3. Attend up to 5 virtual Pre-application meetings (COJ Building Department, FDEP ERP, FDEP Wastewater, COJ 10-Set Group and TBD). No pre meeting with FM Global.
 - 1.15.4. Summarize permitting requirements.
- 1.16. Implementation Plan
 - 1.16.1. Develop preliminary implementation schedule for the design and construction.
 - 1.16.2. Review and recommend the appropriate construction delivery methodology.
 - 1.16.2.1. Identify preliminary components and number of potential early works package if there is a need for early procurement.
- 2. Attend 2 in-person progress meetings during the preparation of the above tasks to review status and questions related to tasks.
- 3. Prepare and submit a draft SDD for JEA's review.
- 4. Attend Basis of Technical Memoranda submittal in-person review workshop meeting. JEA is to provide written comments and drawing markups to the EOR. The EOR will provide a written response to all comments.
- 5. Prepare and submit meeting minutes. Minutes shall include review comments and responses.

Allowance

This task consists of an allowance for limited out-of-scope activities due to unforeseen or changed conditions. JEA will approve the work effort completed under Task 7 prior to the Company commencing activity. Please note the following regarding the allowance items:

- 1. No allowance funds will be utilized unless approval is received by JEA
- 2. To obtain JEA approval it is assumed the protocol will be similar to the 135-11 and 135-14 allowance utilization which includes JEA and Hazen agreeing to scope and fee [level of effort] prior to moving forward
- 3. If sufficient allowance funds are not available, the allowance task may need to be funded in an alternative manner.

Anticipated activities include but are not limited to:

- 1. Influent Pump Station Basis of Technical Memoranda
- 2. Wetland delineation
- 3. Offsite Utilities Basis of Technical Memoranda
- 4. Subsurface utility exploration
- 5. Collection system sampling
- 6. Unidentified meetings, additional meetings with JEA stakeholders to obtain input or other unplanned special meetings
- 7. Effluent management plan
- 8. Basis of Technical Memoranda of Expandable Ops and Maintenance Buildings

9. Solar Panel impact

Deliverable Formats

1. Draft and final technical memorandum in electronic format (PDF and MS WORD and EXCEL).
2. Opinion of Probable Construction Cost and VC (PDF and EXCEL Format) for 10%, 30%, 60%, 90% and 100% submittal
3. Calculations in EXCEL

Schedule

The scope of services as defined will begin within five business days after a written notice-to-proceed from the JEA. The anticipated duration of the Project is 12 months for Phase 1.

The 12 months for design shall accommodate 20 business day for JEA to review each of the following phases:

Technical Memoranda

Basis of Technical Memoranda

Appendix A – Survey Scope of Services



SMITH SURVEYING GROUP

June 07, 2024

Caitlin Klug, PE

Hazen and Sawyer

7751 Belfort Pkwy Suite 110

Jacksonville, FL 32256

RE: JEA NW WWTP Duval County, Florida Parcel (RE# 019619-0110) Topographic and Jurisdictional Wetlands Delineation Survey.

Dear Caitlin,

Pursuant to your request and on behalf of the firm, we are pleased to submit our proposal for our services on the above referenced project. We are confident that our survey product will be an asset to your design activities. Based on our Email conversations, a review of our records and a personal walk over of the site, we are pleased to offer the following scope of work and fee proposal for your review and approval:

SCOPE OF SERVICE:

1. Prepare a **Topographic Survey** of the proposed JEA NW WWTF (102 acres) See attachment. A combination of Lidar and conventional surveying methodology will be utilized for this project. Our survey effort will be shown on the project map furnished by Hazen and Sawyer Topo will be done on a nominal fifty foot grid and planimetric line work will be included. Final deliverable file will be AutoCad Civil 3d 2018 format. One foot contours and grid elevations to 25 feet will be included. Additionally the access easement will be included in the topographic survey. Client will provide access to the site.
2. Prepare a **Jurisdictional Wetland Delineation Survey**, location of all wetland flags will be done by Smith Surveying Group. **SSG** will locate the wetlands **one time**, once they have been approved by the **COE** and **SJRWMD**. The wetlands will be flagged by Alpha Envirotech Consulting. The fee will be based on \$1.85 per lineal foot, as measured from flag to flag, and the overall length will be determined upon completion of the wetland survey. A signed and sealed Jurisdictional Wetland Delineation Survey, along with AutoCad 2018 Civil 3D files will be the deliverable.

Award #4 Supporting Documents 07/11/24

Horizontal datum shall be referenced to State Plane Coordinates (NAD 83/2011) for the State of Florida East Zone. Vertical datum shall be referenced to NAVD 1988.

Final deliverables shall be four (4) signed and sealed prints, and an electronic drawing file. Additional sealed copies may be furnished at a nominal charge, if requested. We are ready to begin our services immediately upon receipt of Notification to Proceed. Estimated fees will not be exceeded without prior written authorization from the CLIENT. **Please allow 100 to 140 days from notice to proceed for preliminary delivery of the Topographic survey.**

This scope of work is for a "one time" performance of the services as outlined herein; any survey points that are destroyed or lost due to construction activities, vandalism, acts of God, etc. that require replacement shall be replaced at CLIENT's expense and upon your authorization. Should the scope of work be changed by CLIENT either in writing or verbally, CLIENT agrees to pay Smith Survey Group for any additional work involved in said changes at our Standard Billing Rates, unless a supplemental contract is agreed to and executed by both parties prior to the commencement of the changes. In the event all or a portion of the work prepared or partially prepared by our firm be suspended, abandoned, or terminated by CLIENT or others, CLIENT shall pay Smith Survey Group for all fees, charges and services provided for the project, not exceeding any contractual limits specified herein.

Smith Survey Group will not be liable for damages resulting from the actions or inactions of any regulatory or governmental agencies, and shall only act as an advisor on behalf of CLIENT in all governmental relations. All original papers, documents and all work product and copies thereof, produced as a result of or incidental to this contract shall remain the property of Smith Survey Group CLIENT agrees to grant us the right to assign without notice this agreement or any part thereof as we shall deem necessary for the completion of this project. We agree not to unreasonably damage the subject property, but CLIENT agrees to grant Smith Survey Group the right to cut bushes and trees and to remove other objects interfering with our work as necessary in the performance of our work.

CLIENT further agrees that the standard of care for Smith Survey Group performance under this contract shall be the ordinary and reasonable duty and care associated with this type of work in the community of Jacksonville, Florida and that the proper venue for litigation of any cause of action hereto shall be that court of jurisdiction in Jacksonville, Florida. Should litigation be necessary to enforce any term of this agreement or any cause of action related thereto, then all litigation and collection expenses, witness fees, court costs and reasonable attorney's fees for Smith Survey Group shall be paid by the addressee. It is further understood and agreed that this contract is between Smith Surveying Group LLC. and the addressee only, and payment to Smith Survey Group shall not be contingent on payment(s) from a third party.

This agreement supersedes any prior agreement, either expressed or implied, between the parties and that the terms and conditions stated herein constitute the full and complete agreement between the parties and no change or amendment thereof shall be effective except as agreed to in writing by both parties. If the above conditions are acceptable to CLIENT, please indicate your acknowledgment and agreement by executing this proposal in the space provided below.

Once again, we appreciate this opportunity to submit this proposal to you and we look forward to hearing from you in the near future. If you have any questions, please do not hesitate to call me personally.

JEA NW WWTF Topographic and Jurisdictional Wetland Survey

Award #4 Supporting Documents 07/11/24


Task1:

Lidar and Conventional Topography \$71,400.00

Task 2:

Jurisdictional Wetland Survey 15,000lf estimated
Estimated hourly fee \$ 27,750.00

Survey Estimated Fee: Total \$99,150.00

Smith Surveying Group


Thomas J. Smith, PSM

Accepted By: _____
Printed Name: _____
Date: _____

Appendix B – Wetland Delineation Scope of Services



June 3, 2024

Via Email: cklug@hazenandsawyer.com

Ms. Caitlin T. Klug, PE
Senior Associate
Hazen and Sawyer
7751 Belfort Pkwy #110
Jacksonville, FL 32256

Reference: Proposal for Environmental Services
JEA Northwest WRF – Phase I
Jacksonville, Duval County, Florida

Dear Ms. Klug,

Alpha Environmental Consultants, Inc (AEC) is pleased to submit this proposal to provide environmental services for the above referenced property.

PROJECT INFORMATION

A Former Wetland Determination (FWD) permit was issued by the St. Johns River Water Management District (SJRWMD) for Project Number 110969 – 6 Project Name Baron Land, which is a parent parcel of the JEA Northwest Water Reclamation Facility (WRF) property in January 2020. This FWD expires on January 24, 2025. In order to avoid expiration of the permit, SJRWMD typically allows for a five-year renewal should an application for renewal be received by the District no later than the expiration date of the existing permit.

Once the footprint of the WRF has been determined, wetland delineation will be required in the areas of wetland impacts (i.e., if temporary/permanent features of the WRF will occur in known wetland areas or within the permit required wetland buffer zones) to properly assess the impacts and estimate mitigation cost for the site development. In addition, gopher tortoise survey shall be conducted for the property during the design phase for budgetary purposes.

PROPOSED SCOPE OF SERVICES

AEC proposes to provide as-needed environmental assistance to the project team during Phase I of the project (i.e., permit research, attending project meetings, addressing environmental concerns as they arise, etc.), and conduct wetland assessment and gopher tortoise survey during Phase II of the project.

COST ESTIMATE/PROJECT SCHEDULE

Our budgeted fee to perform the work identified in this proposal during Phase I of the project is **\$7,500.00**.

We will progress invoice for our services on monthly basis. Payment terms on invoices are Net 30 days.

LIMITATIONS

This proposed scope of work and fees include only services explicit herein.

Award #4 Supporting Documents 07/11/24


Environmental Services

JEA Northwest Water Reclamation Facility – Phase I, Jacksonville, FL

We appreciate the opportunity to provide this proposal to perform the environmental consulting services for this project. If you have any questions concerning this proposal, or if we can serve you in any other way, please contact the undersigned.

Sincerely,

Alpha Envirotech Consulting, Inc.



Amy Y. Fu, P.E.

Principal

Attachment

ATTACHMENT A

Award #4 Supporting Documents 07/11/24

FREE SUMMARY

PART I - GENERAL

1. Project: JEA Northwest WRF – Phase I	2. Proposal No. / Contract No. 24068
3. Name of Consultant Alpha Envirotech Consulting, Inc.	4. Date of Proposal 06/03/24

PART II - LABOR RELATED COSTS

5. Direct Labor	Hourly Rate	Estimated Hours	Estimated Cost	TOTAL
Principal (Partner or Senior Officer)	\$ 230.00	20	\$ 4,600.00	4,600.00
Project Manager (Responsible Professional)	\$ 180.00	0	\$ 0.00	0.00
Senior Engineer / Geologist / Scientist	\$ 180.00	10	\$ 1,800.00	1,800.00
GIS Specialist	\$ 155.00	4	\$ 620.00	620.00
Engineer / Geologist / Scientist / Inspector	\$ 150.00	0	\$ 0.00	0.00
Drafter or CAD Operator	\$ 75.00	0	\$ 0.00	0.00
Administrative Specialist	\$ 60.00	8	\$ 480.00	480.00
TOTAL DIRECT LABOR	\$178.57	42		\$ 7,500.00

PART III - OTHER COSTS

6. Miscellaneous Direct Costs			
Transportation & Shipping	at 0.670/mi	\$ 0.00	
Other		\$ 0.00	
MISCELLANEOUS DIRECT COSTS SUB-TOTAL			\$ -
7. SUBCONTRACTS (Lump Sum)			
		\$ 0.00	
		\$	
SUB-CONTRACT SUB-TOTAL			\$ -
8. Reimbursable Expenses			
		\$	
		\$ 0.00	
REIMBURSABLE DIRECT COSTS SUB-TOTAL			\$ -

PART IV - SUMMARY

7. TOTAL AMOUNT (Items 5,6,7, and 8)	\$ 7,500.00
11. CONTRACT AMOUNT	\$ 7,500.00

Exhibit 2	Vice President (PM)	Vice President (Technical/ QA-QC)	Associate Vice President	Senior Associate (Co-PM)	Senior Associate (Process)	Senior Associate (Electrical)	Senior Associate (Structural)	Senior Associate (I&C)	Associate (Process)	Associate (I&C and other)	Senior Principal Engineer	Principal Engineer	Engineer	Assistant Engineer	Principal Designer	Secretary / Office Support	Generic Allowance Rate	Wright Pierce	Four Waters	Alpha Envirotech Consulting, Inc.	GM Hill	Smith Surveying Group	GAI	Expenses	HOURS/ TASK	TOTAL FEE/ TASK
TASK	\$ 310	\$ 310	\$ 285	\$ 275	\$ 275	\$ 275	\$ 275	\$ 275	\$ 225	\$ 225	\$ 185	\$ 165	\$ 140	\$ 127	\$ 165	\$ 115	\$ 200									
1 PROJECT MANAGEMENT																										
1.1 Prepare scope and work plan	8			8									24					960							40	\$ 9,000.00
1.2 Prepare monthly invoices, progres	8			30												12		3,840							50	\$ 15,950.00
1.3 Attend kick-off, EOR review scope	8			16	8								8	16				1,430							56	\$ 13,662.00
1.4 Weekly call with JEA and Hazen	96			144									24					5,520							264	\$ 78,240.00
1.5 Coordinate with JEA throughout p	136			96									96					8,400							328	\$ 90,400.00
1.6 Manage sub-consultants				48														2,880							48	\$ 16,080.00
1.7 Develop SharePoint Site				2									4			4									10	\$ 1,570.00
Expenses																								500		\$ 500.00
TASK 1 LABOR FEE	\$ 79,360	\$ -	\$ -	\$ 94,600	\$ 2,200	\$ -	\$ -	\$ -	\$ -	\$ -	\$ -	\$ -	\$ 21,840	\$ 2,032	\$ -	\$ 1,840	\$ -	\$ 23,030	\$ -	\$ -	\$ -	\$ -	\$ -	\$ 500		\$ 225,402.00
TASK 1 HOURS	256	0	0	344	8	0	0	0	0	0	0	0	156	16	0	16	0							-	796	
TASK 1 LUMP SUM																										\$ 225,402.00
2 DATA COLLECTION, ASSESSMENT, AND EVALUATION																										
2.1 Review and summarize data	4	4		8	8	4	2	4	8	8		8	16					1,360	3,770						74	\$ 21,920.00
2.2 Conduct site visit	4			4	8				8			8						3,680						2,000	32	\$ 13,340.00
2.3 Define flows, loads, PF, create TM	12	14		32	60							120						3,760						1,500	238	\$ 58,420.00
2.4 BioWin Modeling	4	16		14	84							172												1,500	290	\$ 63,030.00
2.5 Determine reject storage plan	12			16								20						13,240						1,000	48	\$ 25,660.00
2.6 Determine influent PS plan	18	4		36	36													19,944						500	94	\$ 47,064.00
2.7 Determine biosolids options	22	22		36	80				104		216		124		84									1,500	688	\$ 141,620.00
2.8 Define site planning/phasing, liqui	22	24		36	56				72			156			84			1,120	27,255		15,000		20,000	3,000	450	\$ 161,735.00
Expenses																										
TASK 2 LABOR FEE	\$ 30,380	\$ 26,040	\$ -	\$ 50,050	\$ 91,300	\$ 1,100	\$ 550	\$ 1,100	\$ 43,200	\$ 1,800	\$ 39,960	\$ 79,860	\$ 19,600	\$ -	\$ 27,720	\$ -	\$ -	\$ 43,104	\$ 31,025	\$ -	\$ 15,000	\$ -	\$ 20,000	\$ 11,000		\$ 532,789.00
TASK 2 HOURS	98	84	0	182	332	4	2	4	192	8	216	484	140	0	168	0	0							-	1,914	
TASK 2 LUMP SUM																										\$ 532,789.00
3 BASIS OF TECHNICAL MEMORANDA																										
3.1 Prepare TM	80	64	24	162	196	40	64	16	296	144	40	360	176	24	228			108,570	29,300	7,500	57,050	99,150			1,914	\$715,608.00
3.2 Attend 2 in-person meetings	8			16	8				8	16			40					4,600						2,000	96	\$ 26,680.00
3.3 Prepare draft TM, submit	16	16		40	24	16	16	4	40	40		120	80		40	16		45,970	6,735						468	\$ 147,565.00
3.4 Attend in person review meeting	4			8	8				8	8			8					6,480	2,625					2,000	44	\$ 21,465.00
3.5 Prepare meeting minutes, submit	2			2						2		2	6												14	\$ 2,790.00
Expenses																										
TASK 3 LABOR FEE	\$ 34,100	\$ 24,800	\$ 6,840	\$ 62,700	\$ 64,900	\$ 15,400	\$ 22,000	\$ 5,500	\$ 79,200	\$ 47,250	\$ 7,400	\$ 79,530	\$ 43,400	\$ 3,048	\$ 44,220	\$ 1,840	\$ -	\$ 165,620	\$ 38,660	\$ 7,500	\$ 57,050	\$ 99,150		\$ 4,000		\$914,108.00
TASK 3 HOURS	110	80	24	228	236	56	80	20	352	210	40	482	310	24	268	16	0							-	2,536	
TASK 3 LUMP SUM																										\$914,108.00
MISC ALLOWANCE																										\$ 450,000.00
ALLOWANCE FOR PRELIMINARY EFFLUENT MANAGEMENT STUDY																										\$ 300,000.00
Expenses																										
TOTAL PROJECT LABOR FEE	\$ 143,840	\$ 50,840	\$ 6,840	\$ 207,350	\$ 158,400	\$ 16,500	\$ 22,550	\$ 6,600	\$ 122,400	\$ 49,050	\$ 47,360	\$ 159,390	\$ 84,840	\$ 5,080	\$ 71,940	\$ 3,680	\$ -	\$ 231,754	\$ 69,685	\$ 7,500	\$ 72,050	\$ 99,150	\$20,000	\$ 15,500		\$2,422,299.00
TOTAL PROJECT HOURS	464	164	24	754	576	60	82	24	544	218	256	966	606	40	436	32	0							-	5,246	
TOTAL PROJECT																										\$2,422,299.00

Award #4 Supporting Documents 07/11/24

1411499846 Design Services for Northwest Water Reclamation Facility

Vendor Rankings	Mike Murray	Maria Bentancur	Kent Williamson	Total	Rank
CDM Smith	91.50	96.27	88.20	275.97	3
Jacobs Engineering Group	92.83	97.27	89.53	279.63	2
Hazen and Sawyer	93.92	98.53	90.53	282.98	1

Mike Murray	Professional Staff Experience (30 Points)	Approach and Work Plan (45 Points)	Company Experience (20 Points)	JSEB (5 Points)	Total	Rank
CDM Smith	28.00	42.50	17.00	4.00	91.50	3
Jacobs Engineering Group	28.58	41.00	19.25	4.00	92.83	2
Hazen and Sawyer	28.92	43.50	17.50	4.00	93.92	1

Maria Bentancur	Professional Staff Experience (30 Points)	Approach and Work Plan (45 Points)	Company Experience (20 Points)	JSEB (5 Points)	Total	Rank
CDM Smith	29.27	43.00	20.00	4.00	96.27	3
Jacobs Engineering Group	29.27	44.00	20.00	4.00	97.27	2
Hazen and Sawyer	29.53	45.00	20.00	4.00	98.53	1

Kent Williamson	Professional Staff Experience (30 Points)	Approach and Work Plan (45 Points)	Company Experience (20 Points)	JSEB (5 Points)	Total	Rank
CDM Smith	24.20	42.00	18.00	4.00	88.20	3
Jacobs Engineering Group	23.53	42.00	20.00	4.00	89.53	2
Hazen and Sawyer	24.53	42.00	20.00	4.00	90.53	1

Overall Averages	Professional Staff Experience (30 Points)	Approach and Work Plan (45 Points)	Company Experience (20 Points)	JSEB (5 Points)	Total
CDM Smith	27.16	42.50	18.33	4.00	91.99
Jacobs Engineering Group	27.13	42.33	19.75	4.00	93.21
Hazen and Sawyer	27.66	43.50	19.17	4.00	94.33

Award #5 Supporting Documents 07/11/24

From: [David Perry](#)
To: [Hamilton, Darrell D](#); [DeLizza, Richard](#); [Hamilton, Spencer T.](#)
Cc: [Roh, JinWoo \(Mir\)](#); [Aldajuste, Wilbert](#)
Subject: RE: Distran Material Lead Time Discussion
Date: Thursday, May 30, 2024 3:00:47 PM

[External Email - Exercise caution. DO NOT open attachments or click links from unknown senders or unexpected email.]

Guys – see below notes from yesterday's meeting and follow up answers.

High level budget to increase JEA/DISTRAN contract:

- \$2MM/yard. This would be \$4MM for both yards.

Important Dates:

- Official RFQ to be sent in August.
- Preliminary deliver would be Q1 of 2026.
- DTSPS will need to be released by October 2024.

Old jobs to reference for estimated job sizes:

- Mayo – \$1.5MM
- Dinsmore - \$2.4MM

Estimated Lead times – Again, these are lead times as of last week. Things can change over the next couple months so the sooner we get major equipment on order the better.

Material Type	Lead Time
Insulators –230kV	20 weeks
Arresters –230kV	40weeks(Polymer station class - OB)
IT's – 230kV PTs, CTs and Combos	50+ weeks ARO depending on requirements
230kV SSVT	60 Weeks
Group Operated Switches – 230kV	40-50 weeks
Bus fittings	20 weeks
Bus pipe and Conductor	6-8 weeks
Tapered Tubular Steel –230kV dead ends and static poles (Fabrication Lead Time)	35 weeks
Standard Shape Steel (Fabrication Lead Time)	20 weeks

Let me know if you need anything else.

Thanks,



David Perry
O: 318.767.5637
M: 318.308.1432

From: Hamilton, Darrell D <hamidd@jea.com>
Sent: Thursday, May 23, 2024 1:52 PM
To: David Perry <david.perry@Distran.com>; DeLizza, Richard <richardd@electricsalesinc.com>; Hamilton, Spencer T. <hamist@jea.com>
Cc: Roh, JinWoo (Mir) <rohj@jea.com>; Aldajuste, Wilbert <aldaw@jea.com>
Subject: RE: Distran Material Lead Time Discussion

From External Sender

Sounds good David. Spencer sent out a meeting request. Let's meet and strategize accordingly. I plan to give Distran both solar projects.

I will discuss further during the meeting.

Thanks,
Darrell

From: David Perry <david.perry@Distran.com>
Sent: Thursday, May 23, 2024 2:38 PM
To: Hamilton, Darrell D <hamidd@jea.com>; DeLizza, Richard <richardd@electricsalesinc.com>; Hamilton, Spencer T. <hamist@jea.com>
Cc: Roh, JinWoo (Mir) <rohj@jea.com>; Aldajuste, Wilbert <aldaw@jea.com>
Subject: RE: Distran Material Lead Time Discussion

[External Email - Exercise caution. DO NOT open attachments or click links from unknown senders or unexpected email.]

Yes. I will be available.



David Perry
O: 318.767.5637
M: 318.308.1432

From: Hamilton, Darrell D <hamidd@jea.com>
Sent: Thursday, May 23, 2024 1:30 PM
To: DeLizza, Richard <richardd@electricsalesinc.com>; Hamilton, Spencer T. <hamist@jea.com>

Award #5 Supporting Documents 07/11/24

David Perry <david.perry@Distran.com>

Cc: Roh, JinWoo (Mir) <rohj@jea.com>; Aldajuste, Wilbert <aldaw@jea.com>

Subject: Re: Distran Material Lead Time Discussion

From External Sender

David,

Are you available next week to meet. I would like to continue to move forward and meet if David is available.

Darrell

From: DeLizza, Richard <richardd@electricsalesinc.com>

Sent: Wednesday, May 22, 2024 6:17:50 PM

To: Hamilton, Spencer T. <hamist@jea.com>; David Perry <david.perry@Distran.com>

Cc: Hamilton, Darrell D <hamidd@jea.com>; Roh, JinWoo (Mir) <rohj@jea.com>; Aldajuste, Wilbert <aldaw@jea.com>

Subject: RE: Distran Material Lead Time Discussion

[External Email - Exercise caution. DO NOT open attachments or click links from unknown senders or unexpected email.]

Just an FYI, I'm not available next week after Monday.

Richard DeLizza
DIRECT LINE 954-279-2015
Electric Sales Associates, Inc
2121 North Commerce Pkwy
Weston, FL. 33326
Phone 954-385-8885

Sent from my brand new, but not nearly as cool as my old BlackBerry Z10, Samsung S10e.

----- Original message -----

From: "Hamilton, Spencer T." <hamist@jea.com>

Date: 5/22/24 4:57 PM (GMT-05:00)

To: "DeLizza, Richard" <richardd@electricsalesinc.com>, David Perry <david.perry@Distran.com>

Cc: "Hamilton, Darrell D" <hamidd@jea.com>, "Roh, JinWoo (Mir)" <rohj@jea.com>, "Aldajuste, Wilbert" <aldaw@jea.com>

Subject: Distran Material Lead Time Discussion

Richard/David,

Good afternoon.

Next Wednesday JEA would like to setup a meeting with Distran to discuss lead times for material.

I'll be sending out a meeting invite tomorrow morning.

Thanks,
Spencer



May 16, 2024

Mr. Jason Rinehart
Jacksonville Electric Authority
21 West Church Street
Jacksonville, FL 32202

RE: Quote for SJRPP Substation package

Dear Mr. Rinehart:

It is our pleasure to offer a quotation for the SJRPP Substation project. Our price to supply the package is **\$952,956.64**. This price is based on the enclosed Bill of Material, and is per our contract agreement with JEA. We can deliver everything in May/June 2025 except the Cleaveland-Price switches. Cleaveland-Price currently has a 58-60 week, ARO lead-time. An order will need to be placed as soon as possible to secure a late June or early July delivery on the switches.

Thank you for the opportunity to quote this project. Please advise if there are any questions or comments.

Sincerely,

A handwritten signature in black ink, appearing to read "Michael Zarichnak", is written over a horizontal line.

Michael Zarichnak, P.E.
Engineering Manager



Formal Bid and Award System

Award #4 December 8, 2022

Type of Award Request: REQUEST FOR PROPOSAL (RFP)
Requestor Name: Smith, Brandy L. – Electric Systems Engineer
Requestor Phone: 904-665-7987
Project Title: Substation Packaging Services
Project Number: (See attachment)
Project Location: JEA
Funds: Capital
Business Unit Estimate: \$1,787,000.00

Scope of Work:

This solicitation is to select substation material packaging company(s) that will be contracted to provide structures, materials and other engineered equipment for JEA substation projects and/or small transmission projects that are incidental to substation projects. The company(s) shall perform and provide all design, detailing, documentation, procurement, manufacturing, scheduling, equipment selection, materials, project management and associated services for a turn-key, ready-to-install substation package of structures and materials to allow JEA to construct improvements to the JEA electric system.

Where design and engineering scopes exceed the requirements of Florida Statute 287.055 for the Competitive Consultants Negotiation Act (CCNA), projects will be solicited independently of this contract in accordance with statute & JEA P-code requirements.

JEA IFB/RFP/State/City/GSA#: 1410617246
Purchasing Agent: LOVGREN, RODNEY D.
Is this a Ratification?: NO

RECOMMENDED AWARDEE(S):

Name	Contact Name	Email	Address	Phone	Amount
DIS-TRAN PACKAGED SUBSTATIONS, LLC (A CREST INDUSTRIES, LLC COMPANY)	Richard Delizza	richarddd@electricsalesinc.com	4725 Hwy 28 East Pineville, LA 71360	954-385-8885	\$1,250,900.00
SUBSTATION ENTERPRISES, INC.	Kurt Edwards, P.E.	kurt@subenterprises.com	145 Commercial Ct. Alabaster, AL, 35007	(205) 685-2755 x 103	\$536,100.00

Amount for entire term of Contract/PO: \$1,787,000.00
Award Amount for remainder of this FY: \$1,787,000.00
Length of Contract/PO Term: Three (3) Years w/ Two (2) - 1 Yr. Renewals
Begin Date (mm/dd/yyyy): 12/30/2022

Award #5 Supporting Documents 07/11/24

End Date (mm/dd/yyyy): 12/29/2025
Renewal Options: Yes – Two (2) – 1 Yr. Renewals
JSEB Requirement: N/A - Optional

PROPOSERS:

Name	Rank
DIS-TRAN PACKAGED SUBSTATIONS, LLC (A CREST INDUSTRIES, LLC COMPANY)	1
SUBSTATION ENTERPRISES, INC.	2

Background/Recommendations:

Advertised on 04/29/2022. Three (3) prime companies attended the optional pre-proposal meeting held on 05/13/2022. At proposal opening on 08/16/2022, JEA received two (2) Proposals. The public evaluation meeting was held on 10/05/2022. Companies were evaluated on professional staff experience, design & work approach, company experience, proximity and JSEB content. JEA deemed Dis-Tran Packaged Substations, LLC and Substation Enterprises, Inc. as the highest evaluated companies to perform the work. A copy of the evaluation matrix and negotiated rate structures are attached as backup.

For continuing services contracts, JEA bases contract not-to-exceed amounts based on a list of current approved project budgets. JEA will preliminarily fund the contract and will return to Awards Committee to add funds to the contracts to fund work as projects are released and scopes of work are determined.

The engineering services group will issue task orders as required to facilitate the work. The work may be bid by both companies and awarded to the lowest bidder between the two, or specifically awarded to one company on a cost-plus basis to the highest evaluated company.

Previously JEA's negotiated rate structure contained rates for manufacturing, steel structure & galvanization on price-per-pound and price-per-foot rates, with indices for periodic adjustment and mark-up on purchased materials. For this solicitation, JEA has agreed to a cost-plus approach for both manufacturing (steel structures) and purchased materials, which is subject to audit by the PM. Transportation is a pass-through cost. The markup for Dis-Tran is 30% and Substation Enterprises is tiered based on project size (spend amount) and ranges from 25% for smaller projects to 14% for larger projects. Since there is not a specific priced project yet, JEA does not have a specific comparison; however, in the previous contract Dis-Tran's mark-up was 25% for purchase materials. Considering today's market conditions, the approach to pricing and contracting is deemed reasonable.

1410617246 – Request approval to award contracts to Dis-Tran Packaged Substations, LLC (\$1,250,900.00) and Substation Enterprises, Inc. (\$536,100.00) for substation packaging services in the not-to-exceed amount of \$1,787,000.00, subject to the availability of lawfully appropriated funds.

Manager: Hamilton, Darrell D. - Mgr Transmission and Substation Projects
Director: Acs, Gabor - Sr Dir Engineering & Projects
VP: Melendez-Melendez, Pedro A. - VP Planning Engineering & Construction

Award #5 Supporting Documents 07/11/24

APPROVALS:

Stephen Datz 12/08/2022

Chairman, Awards Committee **Date**

Stephanie M Healy 12/08/2022

Budget Representative **Date**



Amendment #3

June 03, 2024

Scope of Services Engineering Services During Construction for: 131-04A Monterey WWTF Improvements Phase 2

Article A. Purpose

The purpose of this Amendment No. 3 is to nullify Amendment 2, authorize and direct the CONSULTANT (Constantine Engineering LLC or Constantine) to provide the engineering services during construction (SDC). The scope of services of design / engineering services to be provided under this Amendment for this project are as follows:

1. Evaluate phasing the PROJECT to accommodate future cash flow projections.
2. Identify the necessary revisions to the construction documents to be re-priced by the current low-bid contractor due to the phasing evaluation.
3. Provide engineering SDC based on a 40-month project schedule.
4. Provide Landscape Architecture, Irrigation and others Civil Services to respond to City of Jacksonville (COJ) 10-set review comments.

Article B. Scope of Services

The following tasks include CONSULTANT'S overall scope of services for the PROJECT.

Task 1: Phasing Evaluation

JEA requested the CONSULTANT evaluate phasing the project to facilitate its cash flow requirements. The CONSULTANT provided a recommended phasing approach that included a breakdown of components for each phase. The following phases were agreed to be evaluated in a meeting with JEA held on March 22, 2024:

- Phase 2A – Rehabilitation of existing Influent Pump Station, replacement of Sequence Batch Reactor (SBR) process equipment, conversion of SBR No. 4 to two sludge holding tanks, construction of a new electrical building, emergency electrical generator and fuel tank, and instrumentation and controls (I&C) associated with the Work and associated civil/site improvements.
- Phase 2B – New Influent Pump Station, in-plant reuse water system, biosolids improvements, existing electrical building improvements and I&C associated with the Work and associated civil/site improvements.

The evaluation included the following tasks:

- 1.1 Internal coordination meetings and work with disciplines to phase construction.
- 1.2 Attend five (5) meetings with JEA and/or the Contractor.
- 1.3 Provide a breakdown and recommendation of portions of the Work for each phase.
- 1.4 Submit a Phasing Construction Cost Technical Memorandum.
- 1.5 Submitted examples identifying additional work required if the project is phased.

On April 5, 2024, JEA decided to proceed with the PROJECT as originally bid.

Task 2: Project Management

- 2.1 Prepare detailed scope of services and work plan with timeline (work schedule).
- 2.2 Prepare monthly invoices and submit project progress updates with invoices.

Task 3: Post Design Services

- 3.1 Pre-Construction Meeting.
 - 3.1.1 Attend one (1) on-site pre-construction meeting.
 - 3.1.2 Project Manager (PM) and Project Engineer only.
- 3.2 Construction Progress Meetings.
 - 3.2.1 PM and Project Engineer will attend all construction progress meetings and forty (40) progress meetings will be budgeted.
 - 3.2.1.1 Ten (10) meetings will be attended by the Structural Engineer only if and when JEA request these services.
 - 3.2.1.2 Ten (10) meetings will be attended by Electrical Engineer only if and when JEA request these services.
 - 3.2.1.3 Ten (10) meetings will be attended by the I&C Engineer only if and when JEA request these services.
- 3.3 Review Shop Drawing.
 - 3.3.1 Receive, review, evaluate and distribute shop drawings within 14 business days of receipt of the shop drawings. The expected number of shop drawings is 156 including resubmittals. Shop drawing review will be electronically transmitted by email with logs kept by the Contractor and CONSULTANT. Note this includes up to 3 reviews per shop drawing.
- 3.4 Manufacturer O&M Manuals.
 - 3.4.1 Receive, review, evaluate and distribute manufacturer O&M manuals within 14 business days of receipt of the manufacturer supplied shop drawings. The expected number of O&M manuals is forty (40).
- 3.5 Requests for Information (RFI).
 - 3.5.1 Receive, review, and evaluate RFIs. Submit RFI response to JEA Project Manager. The expected number of RFIs is 70.

3.6 Change Orders.

- 3.6.1 Review Contractor's field/change order requests if required by JEA. The expected number of change orders is ten (10). Note: this includes issue revisions to the drawings and/or technical specifications.

3.7 Startup and Commissioning.

- 3.7.1 Startup and commissioning are considered for following six (6) areas including testing and review/implementation of startup plans for each area including review of test plans and performance test report submittal:

- 3.7.1.1 Electrical power and I&C system operational except final I/O connections.

- 3.7.1.1.1 Ten (10) days budgeted with I&C Engineer and EOR.

- 3.7.1.2 Plant water pumping and straining system operational.

- 3.7.1.2.1 Five (5) days budgeted for EOR and EI.

- 3.7.1.3 New screening and pumping system operational.

- 3.7.1.3.1 Five (5) days budgeted for EOR and EI.

- 3.7.1.4 SBR 4 to Sludge Holding Tanks (SHT) 1 and 2 operational.

- 3.7.1.4.1 Five (5) days budgeted for EOR and EI.

- 3.7.1.5 SBR 1 and 2 operational.

- 3.7.1.5.1 Five (5) days budgeted for EOR and EI.

- 3.7.1.6 SBR 3 operational.

- 3.7.1.6.1 Five (5) days budgeted for EOR and EI.

3.8 Substantial Completion Walk-Through.

- 3.8.1 Overall engineer of record to conduct a walk through to assess visually project completion.

- 3.8.2 Instrumentation, Electrical, Mechanical and Structural engineer of record to conduct a walk through to assess the project completion if required by JEA.

- 3.8.3 Create a punch list and issue letter of Substantial Completion acceptance.

3.9 Final Walk-Through.

- 3.9.1 Overall engineer of record will conduct the final walk through to confirm and verify the completion of the punch list.

- 3.9.2 Instrumentation, Electrical, Mechanical and Structural engineer of record will conduct the final walk through to confirm and verify the completion of the punch list if required by JEA.

- 3.9.3 Issue letter of Final Completion acceptance.

3.10 Construction Record Drawings.

- 3.10.1 Review and approve Contractor's record drawing markups and as-builts submitted in CAD and PDF format in conjunction with JEA PM.

- 3.10.2 Produce and submit construction record drawings electronically for JEA review.

- 3.10.3 Incorporate JEA PM review comments and submit final construction record drawings.

3.11 Review and Approve Contractor's Asset Management Table (if requested by JEA PM).

3.11.1 Review and approve the Contractor's Equipment Attribute Table as part of the final closeout phase.

3.12 Project Certification.

3.12.1 FDEP certification of completion for the project.

3.13 COJ 10-Set.

3.13.1 Provide landscape architecture design and post design services to address tree mitigation, landscape and irrigation.

3.13.2 Provide Civil engineering and site related design and post design services to address site improvements including the installation of a 5-foot wide sidewalk along the south side of Harris Avenue.

Task 4 – Update Facility O&M Manual

4.1 Provide an overall facility O&M Manual.

4.1.1 Supplemental Figures – develop selected rendering comprising the information from engineering drawings and other modified data to provide a more complete picture of each technical component. O&M Manual will provide a means for the operators to locate and identify details without having to review non-essential information. Figures shall either be letter (8.5" x 11") oriented in landscape or portrait layout or tabloid (11" x 17") landscape.

4.1.2 Informational Photographs – include color photographs in the operations manual update for clarifying the operation for the bar screen, clarifiers, and magnetic meter. Photographs and text in the manual will use letter size paper (8.5" x 11").

4.1.3 Draft Operations Manual Update (50%) – submit the first draft of the operations manual supplement in format prior to the Contractor's project Substantial Completion milestone for JEA review and comments.

4.1.4 Field Verifications of Draft Operations Manual Update – revise the Draft Operations Manual Update to include applicable JEA comments and submit to JEA within approximately sixty (60) calendar days after project Substantial Completion.

4.1.5 Field verifies as-built conditions prior to finalizing the operations manual update.

4.1.6 Update figure and photographs to account for the Contractors completed work.

4.1.7 Final Operations Manual Update (100%) – incorporate comments from the Field Verified Operations Manual Update and issue the Final Operations Manual Update to JEA PM.

Task 5 – Project Allowance

5.1 This task consists of an allowance on limited out of scope activities due to unforeseen conditions. JEA to approve any work effort completed under Task 5 prior to CONSULTANT commencing activity.

Deliverables

1. Construction Record Drawings: One (1) signed and sealed full side (22" x 34" plotted on 24" x 36") hard copies and in PDF and ACAD*.dwg format.
2. Draft, Field Verification of Draft and Final Operation Manual Update: Three (3) printed copies and one electronic Microsoft Word version.

Article C. Compensation Provisions

Compensation will be on limited amount not to exceed time and material for Tasks 2, 3 and 5 outlined in Attachment A and Lump Sum for Task 1 and 4. Attachment A provides the details of the compensation for the post design services.

Article D. Project Schedule and Period of Service

The Project Schedule and Period of Service will be in conjunction with NTP issued to the Contractor. The anticipated construction duration of the Project is 1,200 days.

Article E. Authorized Representatives

The Authorized Representatives designated below are authorized to act with respect to this Task Order. Communications between the parties shall be through the Authorized Representatives:

For JEA	For CONSULTANT
Name: Roberto Rivera-Lopez, BSME JEA Project Manager	Name: David Rasmussen, P.E. Sr. Project Manager
Address: 225 N Pearl St Jacksonville, FL 32202	Address: 405 Golfway West Dr., Suite 201A St. Augustine, FL 32095
Telephone: (904) 676-0258	Telephone: (904) 593-5607

Attachment A
JEA Project 131-04A Monterey WWTF Improvements Services During Construction
Amendment 3 - Monterey WWTF Improvements Project Phasing Evaluation and Additional Construction Support Services
Fee Estimate

Attachment A	Principal In Charge / Sr Project Manager	QA/QC Manager	Process/Mechanical Engineer of Record	Structural Engineer of Record	Electrical/I&C Engineer of Record	Engineering Intern or CAD Tech	Clerical/Admin	HOURS/TASK	Subconsultant Fee (Lump Sum)	TOTAL FEE/TASK
TASK	\$ 265.66	\$ 312.15	\$ 265.66	\$ 182.64	\$ 182.64	\$ 139.47	\$ 97.96			
1 PHASING EVALUATION										
1.1 Internal Coordination Meetings and work for phasing	8		16	16	16		4	60		\$ 12,612.16
1.2 Attend five (5) meetings with JEA and/or the Contractor	8		13					21		\$ 5,578.86
1.3 Provide a breakdown and recommendation of portions of the Work for each phase	6	2	24	4	12			48		\$ 11,516.34
1.4 Submit a Phasing Construction Cost Technical Memorandum	8	4	20	4	6		8	50		\$ 11,297.16
1.5 Submit examples identifying additional work required if the project is phased.	4		8	4	8			24		\$ 5,379.60
TASK 1 LABOR FEE	\$ 9,032.44	\$ 1,872.90	\$ 21,518.46	\$ 5,113.92	\$ 7,670.88	\$ -	\$ 1,175.52			\$ 46,384.12
TASK 1 HOURS	34	6	81	28	42	0	12	203		
TASK 1 LUMP SUM										\$ 46,384.12
2 PROJECT MANAGER										
2.1 Prepare detailed scope of services and work plan with timeline (work schedule).	32					36	40	108		\$ 17,440.44
2.2 Prepare monthly invoices and submit project progress updates with invoices.	80		72			144	216	512		\$ 81,623.36
TASK 2 LABOR FEE	\$ 29,753.92	\$ -	\$ 19,127.52	\$ -	\$ -	\$ 25,104.60	\$ 25,077.76			\$ 99,063.80
TASK 2 HOURS	112	0	72	0	0	180	256	620		
TASK 2 T & M (NTE)										\$ 99,063.80
3 CONSTRUCTION SUPPORT SERVICES										
3.1 Pre-Construction Meeting	8		8	8	8	8	2	42		\$ 8,484.48
3.2.1 Construction Progress Meetings (40 for PM/EOR)	240		320			80	160	800		\$ 175,600.80
3.2.1.1 Structural Engineer				80				80		\$ 14,611.20
3.2.1.2 Electrical Engineer					40			40		\$ 7,305.60
3.2.1.3 I&C Engineer					40			40		\$ 7,305.60
3.3 Review Shop Drawings (156 assumed including submittals and resubmittals)	156		468	96	80	80	468	1,348		\$ 254,919.36
3.4 Equipment O&M Manuals (40 assumed to be submitted)	40		120		16	80	80	336		\$ 64,422.24
3.5 Requests for Information (RFIs) (70 assumed for this project)	70		120	16	48	28	70	352		\$ 72,926.72
3.6 Change Orders (10 assumed for this project)	40		40	16	16	8	20	140		\$ 30,172.24
3.7.1 Startup and Commissioning (PM and EOR)	4		4			4		12		\$ 2,683.16
3.7.1.1 Electrical Power and I&C System	8		24		40	4	8	84		\$ 17,148.28
3.7.1.2 Pumping and Straining System	8		40		8	16	4	76		\$ 16,836.16
3.7.1.3 Screening and Pumping System	8		40		8	16	8	80		\$ 17,228.00
3.7.1.4 SBR 4 to SHT 1 & 2	16		40		8	16	8	88		\$ 19,353.28
3.7.1.5 SBR 1 and 2	8		40			16	8	72		\$ 15,766.88
3.7.1.6 SBR 3	4		40			16	4	64		\$ 14,312.40
3.8.1 Substantial Completion Walk-Through (EOR)	4		4			4		12		\$ 2,683.16
3.8.2 Instrumentation, Electrical, Mechanical and Structural Engineers				8	8			16		\$ 2,922.24
3.8.3 Punch List	4		4		5	5	3	21		\$ 4,029.71
3.9.1 Final Completion Walk-Through (EOR)	8		8			4	3	23		\$ 5,102.32
3.9.2 Instrumentation, Electrical, Mechanical and Structural Engineers				8	8	8		24		\$ 4,038.00
3.9.3 Letter of Final Completion Recommendation	2		2		2	8	8	22		\$ 3,327.36
3.10.1 Review and Approve Contractor's Record Drawings	2	4	24	8	8	24	4	74		\$ 14,817.12
3.10.2 Produce Record Drawings	1		40	24	24	40		129		\$ 25,237.58
3.10.3 Final Record Drawings	1	4	16	8	8	16	12	65		\$ 12,094.10
3.11 Review and Approve Contractor's Asset Management Table for JEA	8		24		16	40	4	92		\$ 17,394.00
3.12 Project Certification and FDEP Certification of Completion	4		16		8	16	4	48		\$ 9,397.68
3.13 COJ 10-Set Landscape (JSEB Subconsultant Pittman) COJ 10-Set Civil (JSEB Subconsultant Four Waters)	2							2	\$ 12,000.00	\$ 12,531.32

Attachment A		Principal In Charge / Sr Project Manager	QA/QC Manager	Process/Mechanical Engineer of Record	Structural Engineer of Record	Electrical/I&C Engineer of Record	Engineering Intern or CAD Tech	Clerical/Admin	HOURS/TASK	Subconsultant Fee (Lump Sum)	TOTAL FEE/TASK
TASK		\$ 265.66	\$ 312.15	\$ 265.66	\$ 182.64	\$ 182.64	\$ 139.47	\$ 97.96			
TASK 3 LABOR FEE		\$ 171,616.36	\$ 2,497.20	\$ 383,081.72	\$ 49,678.08	\$ 72,873.36	\$ 74,895.39	\$ 86,008.88		\$ 12,000.00	\$ 852,650.99
TASK 3 HOURS		646	8	1,442	272	399	537	878	4,182		
TASK 3 T & M (NTE)											\$ 852,650.99
4 UPDATE FACILITY O&M MANUAL											
4.1.1 Supplemental Figures		4		8		12	24	4	52		\$ 9,118.72
4.1.2 Informational Photographs		4		8		12	24	4	52		\$ 9,118.72
4.1.3 Draft Operations Manual Update (50%)		12		24		40	62	16	154		\$ 27,083.86
4.1.4 Field Verifications of Draft Operations Manual Update		4		8		8	16		36		\$ 6,880.56
4.1.5 Field Verifies As-Built Conditions		4		4		8	16		32		\$ 5,817.92
4.1.6 Update Figure and Photographs		4		4		12	16	8	44		\$ 7,332.16
4.1.7 Final Operations Manual Update (100%)		10		24		27	80	10	151		\$ 26,100.92
TASK 4 LABOR FEE		\$ 11,157.72	\$ -	\$ 21,252.80	\$ -	\$ 21,734.16	\$ 33,193.86	\$ 4,114.32			\$ 91,452.86
TASK 4 HOURS		42	0	80	0	119	238	42	521		
TASK 4 LUMP SUM											\$ 91,452.86
5 PROJECT ALLOWANCE											
5.1 JEA Project Allowance											\$ 130,000.00
TASK 5 LABOR FEE		\$ -	\$ -	\$ -	\$ -	\$ -	\$ -	\$ -			\$ 130,000.00
TASK 5 HOURS		0	0	0	0	0	0	0	0		
TASK 5 T & M (NTE)											\$ 130,000.00
TOTAL PROJECT LABOR FEE		\$ 191,806.52	\$ 4,370.10	\$ 425,852.98	\$ 54,792.00	\$ 102,278.40	\$ 108,089.25	\$ 91,298.72			\$ 1,219,551.77
TOTAL PROJECT HOURS		722	14	1,603	300	560	775	932	4,906		
TOTAL PROJECT										TOTAL	\$ 1,219,551.77

**AMENDMENT # 2
TO CONTRACT # JEA10482
BETWEEN
JEA
AND
CONSTANTINE ENGINEERING, LLC**

THIS AMENDMENT NUMBER 2 (“Second Amendment”) is made and entered into this 9th day of November 2023, (the “Effective Date”), by and between **JEA**, a body politic and corporate located at 225 N. Pearl St., Jacksonville, Florida, 32202, and **CONSTANTINE ENGINEERING, LLC**, a Delaware Foreign Limited Liability Company with a principal address of 100 Center Creek Road, Suite 108, St. Augustine, FL 32084 (the “Company”).

RECITALS:

WHEREAS, on **June 04, 2021**, the parties made and entered into an agreement (the “Original Agreement”) under which Company agreed to provide “**Engineering Services for the Monterey Wastewater Treatment Facility (WWTF) Improvements Project**” (the “Work”) until **Project Completion** (the “Term”), for **One Million Elven Thousand Five Hundred Seventy and 29/100 Dollars (\$1,011,570.29)** (the “Maximum Indebtedness”); and

WHEREAS, on **November 03, 2022**, JEA increased the Maximum Indebtedness in the amount **Two Hundred Thirty Thousand Four Hundred Forty-Six and 74/100 Dollars (\$230,446.74)**, as approved by the JEA Awards Committee, for a new Maximum Indebtedness of **One Million Two Hundred Forty-Two Thousand Seventeen and 03/100 Dollars (\$1,242,017.03)**; and

WHEREAS, JEA now desires to increase the Maximum Indebtedness in the amount of **Five Hundred Seventy-Four Thousand Four Hundred Eighty-Seven and 00/100 Dollars (\$574,487.00)**, as approved by the JEA Awards Committee on **November 09, 2023**, for a new

Maximum Indebtedness of **One Million Eight Hundred Sixteen Thousand Five Hundred Four and 03/100 Dollars (\$1,816,504.03).**

IN CONSIDERATION of the Original Agreement and for the mutual promises and covenants herein contained, the sufficiency and receipt of which is hereby acknowledged, the parties agree as follows:

AGREEMENT:

1. **Maximum Indebtedness.** The Maximum Indebtedness of the Original Agreement shall be increased by **Five Hundred Seventy-Four Thousand Four Hundred Eighty-Seven and 00/100 Dollars (\$574,487.00)**, and shall be invoiced to JEA in accordance with Exhibit A, attached hereto. The Maximum Indebtedness shall now be **One Million Eight Hundred Sixteen Thousand Five Hundred Four and 03/100 Dollars (\$1,816,504.03).**

2. The above recitals are true and correct and, by reference, are incorporated herein and made part hereof.

SAVE AND EXCEPT as hereby specifically amended herein, the terms and conditions of the Original Agreement, as amended, shall remain in full force and effect.

Rest of Page Intentionally Left Blank

IN WITNESS WHEREOF, the parties hereto have duly executed this Amendment the day and year first above written.

SIGNATURES TO FOLLOW

CONSTANTINE ENGINEERING, LLC

Signature:

Email: KVAITH@TCGENG.COM

Name: KART VAITH

Title:

Date:

JEA

Signature:

JEA-WITNESS

Signature:

Email: bearhb@jea.com

Name: Heather Beard

Title: Manager, Procurement Contract
Admin.

Date:

Email: talljb@jea.com

Name: Jessie Talley

Title: Contracts Associate

Date:

EXHIBIT A

Amendment #2

September 26th, 2023

Scope of Services
Construction Support Services for the Monterey WWTF Improvements Project

Article A. Purpose

The purpose of this Amendment No. 2 to the CONTRACT is to authorize and direct CONSULTANT (Constantine Engineering, LLC.) to the construction support engineering services for the construction of improvements to the Monterey WWTF to include renovation of the existing influent pump station, construction of a new influent pumping and screening system, replacement of sequencing batch reactor (SBR) process equipment, conversion of SBR No. 4 to two sludge holding tanks, modification and expansion of the aeration system, construction of a plant water system, replacement of centrifuge no. 1, construction of a new generator and fuel system, construction of a new electrical building, and associated civil/site improvements.

This Amendment also includes additional engineering services to provide Landscape Architecture, Irrigation and other Civil Services to respond to City of Jacksonville (COJ) 10-set review comments.

Article B. Scope of Services

The scope of services of construction support engineering services to be provided under this Amendment for this project are as follows:

Task 10: Project Management

1. Prepare detailed scope of services and a work plan with timeline (workschedule)
2. Prepare monthly invoices and submit project progress updates with invoices.

Task 11: Construction Support Services

1. Pre-Construction Meeting
 - 1.1. Attend one (1) on-site pre-construction meeting. JEA shall provide the agenda and meeting minutes.
2. Construction Progress Meetings
 - 2.1. Attend on-site construction progress meetings and review construction progress to verify general conformance with the contract documents. Thirty (30) progress meetings will be budgeted. CONTRACTOR shall provide the agenda and meeting minutes.

3. Review Shop Drawings
 - 3.1. Receive, review, evaluate, and distribute shop drawings within 21 business days of receipt of the shop drawings. The expected number of shop drawings is 80. Shop drawing review will be electronically transmitted by email with logs kept by the Contractor and CONSULTANT.
4. O&M Manuals
 - 4.1. Receive, review, evaluate, and distribute O&M manuals within 14 business days of receipt of the manufacturer supplied shop drawings. The expected number of O&M manuals is fourteen (14).
5. Requests for Information (RFI) and Permitting Assistance
 - 5.1. Receive, review, and evaluate RFIs. Submit RFI response to JEA Construction Administrator. The expected number of RFIs is 20.
6. Field Change Directives (FO)
 - 6.1. Produce and issue FOs for any design changes during construction. This includes up to ten (10) FOs.
7. Change Orders
 - 7.1. Review Contractor's field/change order requests if required by JEA. The expected number of change orders is three (3).
8. On Site Witness Start-up and Performance Testing of SBR Equipment
 - 8.1. Review the SBR equipment manufacturer test plans and test reports submittals. Review the SBR equipment manufacturer certified performance testing results submittals.
 - 8.2. Provide the following personnel on-site as needed to witness the performance testing - Process/Mechanical Engineer and Electrical, Instrumentation and Controls Engineer.
9. Substantial Completion Walk-Through
 - 9.1. CONSULTANT will conduct a walk through to assess visually the project completion. A punch list will be created and distributed to JEA and the Contractor.
10. Final Walk-Through
 - 10.1. CONSULTANT will conduct the final walk through to confirm and verify the completion of the punch list.
11. Construction Record Drawings
 - 11.1. Review and approve Contractor's record drawing markups and as-builts submitted in CAD and PDF format in conjunction with JEA.
 - 11.2. Produce and submit construction record drawings electronically for JEA review.
 - 11.3. Incorporate JEA review comments and submit final construction record drawings.
12. Project Certification
 - 12.1. FDEP certification of completion for the project

Deliverables:

1. Construction Record Drawings: One (1) signed and sealed full size (22" x 34" plotted on 24" x 36) hard copies and in PDF and ACAD *.dwg format.

Task 12: COJ 10 Set Review Additional Services

1. CONSULTANT shall provide landscape architecture and civil services to respond to City of Jacksonville 10-set Review comments. The following services will be provided:
 - a. Landscape Architecture – tree mitigation, landscape plans and specifications, irrigation plans and specifications
 - b. Civil Services – Design drawings and specifications for the installation of a 5- foot-wide sidewalk along the south side of Harris Avenue.

Article C. Compensation Provisions

As compensation for providing the services described within this Task Order, CLIENT shall pay CONSULTANT in accordance with the current Agreement, based on the estimated percent completion for the Project. The original total lump-sum fee for JEA Project Number 2021-0916-00 (PO No. 198289) including the first Amendment was **\$1,242,017.03**. The requested additional services fee is **\$574,487.00**. The new total lump sum fee proposed for this Project is **\$1,816,504.03**. The lump-sum budget for this Project was developed from estimates of the level of effort required to perform the proposed services based on CONSULTANT's experience and engineering judgment. A breakdown of the proposed fee is provided as **Attachment A**.

Article D. Project Schedule and Period of Service

The Project Schedule and Period of Service will be in conjunction with NTP issued to the Contractor. The anticipated construction duration of the Project is 900 days and 15 days for project closing.

Article E. Authorized Representatives

The Authorized Representatives designated below are authorized to act with respect to this Task Order. Communications between the parties shall be through the Authorized Representatives:

For JEA	For CONSULTANT
Name: Mr. Roberto Rivera-Lopez	Name: David Rasmussen, P.E. Sr. Project Manager
Address: 225 N Pearl St Jacksonville, FL 32202	Address: 100 Center Creek Road, Suite 108 St. Augustine, FL 32084
Telephone: (904) 676-0258	Telephone: (904) 593-5607

NORTON IRRIGATION, INC.

P.O.BOX 2961

KINGSLAND, GA 31548

QUOTATION

Quote Number: 257

Quote Date: Jul 2, 2024

Page: 1

Voice: 912-729-7487

Fax: 912-729-8872

Quoted To:

JEA
21 WEST CHURCH STREET, T-3
JACKSONVILLE, FL 32202

Ship to Address:

4433 WILLIAM OSTNER RD
JACKSONVILLE, FL

Customer ID	Good Thru	Payment Terms	Sales Rep
JEA	8/1/24	Net 10 Days	

Quantity	Item	Description	Unit Price	Amount
1.00	MOVING	MOBILIZATION OF NORTON EQUIPMENT TO JEA SITE	75,000.00	75,000.00
25,000.00	CRUSHING	CRUSHING SERVICES - CRUSHING LIMEROCK AT JEA SITE	8.50	212,500.00
			Subtotal	287,500.00
			Sales Tax	
			TOTAL	287,500.00

1410805246 Addendum 4 - Appendix B - Bid Workbook
Mandarin Water Reclamation Facility (WRF) Sludge Holding Tanks Rehabilitation
(Only Complete the Prices in Yellow Cells)

				Company:	Ferreira Construction Southern Division
Item	Description	Est. Qty	Unit	Total	
PART 'A' - LUMP SUM BID					
1	Sitework	1	LS	\$	94,600.00
2	Temp GST Preparations	1	LS	\$	180,650.00
3	Temporary Bypass Piping and Associated Work (Step 1 and Step 2)	1	LS	\$	125,680.00
4	Temporary GST Component Demolition: Piping Removal, Tank Cleaning, Tank Removal, Foundation Removal, etc.	1	LS	\$	204,300.00
5	Thickened Waste Sludge Holding Tank Rehabilitation (Step 1)	1	LS	\$	578,000.00
6	Waste Sludge Holding Tank and Pump Station Rehabilitation (Step 2)	1	LS	\$	526,500.00
7	Final Site Restoration, Cleaning, etc.	1	LS	\$	52,846.00
8	Supplemental Work Authorization (SWA)	1	LS	\$	250,000.00
				'PART A' SUBTOTAL LUMP SUM BID PRICE	\$ 2,012,576.00
PART 'B' - UNIT PRICE BID					
Item	Description	Est. Qty	Unit	Unit Price	Total
9	Unsuitable Material Removal and Disposal with Replacement with Suitable Material (A-3)	200	CY	\$ 264.00	\$ 52,800.00
10	Temporary GST Mixer Maintenance (manuf visit, crane and partial dome removal, reinstall)	1	LS	\$ 17,500.00	\$ 17,500.00
11	Existing and Temporary Tank Cleaning (Grit and Organics Removal)	84,800	GAL	\$ 3.00	\$ 254,400.00
12	Thickened Waste Sludge Holding Tank - Interior Tank Concrete Rehab Allowance	1	LS	\$ 20,000.00	\$ 20,000.00
13	Thickened Waste Sludge Holding Tank Rehabilitation - Interior & Exterior Unit Cost Items (Step 1)				
a	Type I Crack Repair	100	LF	\$ 36.80	\$ 3,680.00
b	Type II Crack Repair	50	LF	\$ 110.20	\$ 5,510.00
c	Concrete Repair Type 'A'	350	SF	\$ 23.50	\$ 8,225.00
d	Concrete Repair Type 'B'	50	SF	\$ 69.30	\$ 3,465.00
e	Concrete Repair Type 'C'	50	SF	\$ 58.90	\$ 2,945.00
f	Concrete Repair Type 'D'	50	SF	\$ 65.34	\$ 3,267.00
g	Concrete Testing (Windsor probes)	30	EA	\$ 185.00	\$ 5,550.00
14	Waste Sludge Holding Tank Rehabilitation - Exterior Unit Cost Items (Step 2)				
a	Type I Crack Repair	300	LF	\$ 36.80	\$ 11,040.00
b	Type II Crack Repair	100	LF	\$ 110.20	\$ 11,020.00
c	Concrete Repair Type 'A'	500	SF	\$ 23.50	\$ 11,750.00
d	Concrete Repair Type 'B'	50	SF	\$ 69.30	\$ 3,465.00
e	Concrete Repair Type 'C'	50	SF	\$ 58.90	\$ 2,945.00
f	Concrete Repair Type 'D'	50	SF	\$ 65.34	\$ 3,267.00
				'PART B' SUBTOTAL UNIT PRICE ITEMS	\$ 420,829.00
				TOTAL 'PART A' + 'PART B' ITEMS	\$ 2,433,405.00
	Bonds & Insurance (<= 2.5%)		2.5% max	2.50%	\$ 60,835.13
	Mobilization (<= 1.5%)		1.5% max	1.50%	\$ 36,501.08
	Demobilization (<= 1.0%)		1.0% max	1.00%	\$ 24,334.05
	General/Special Conditions (<= 10%)		10% max	10.00%	\$ 243,340.50
Total Bid Price - Enter this value on Appendix B - Bid Form					\$ 2,798,415.75

ADDITIVE ALTERNATES					
A	Waste Sludge Holding Tank - Interior Rehabilitation (Step 2)				
A-1	Tank Liner Removal and Cleaning	1	LS	\$	132,500.00
A-2	Tank Commercial Blast Cleaning	1	LS	\$	41,000.00
A-3a	Concrete Testing (Windsor probes)	30	EA	\$ 185.00	\$ 5,550.00
A-3b	Concrete Rehab Allowance	1	LS	\$	30,000.00
A-4	Interior Tank Liner (walls and floor)	1	LS	\$	237,800.00
B	Integrator Services Allowance	1	LS	\$	20,000.00
C	Waste Sludge Holding Tank - Disassembly and Reassembly of Existing Dome Allowance	1	LS	\$	75,000.00
ADDITIVE ALTERNATES SUBTOTAL				\$	541,850.00

JSEB Requirement Overview	
Total Bid Price less General Conditions, SWAs and Allowances:	\$2,145,905.00
JSEB Requirement:	3%
JSEB Requirement (dollars):	\$64,377.15

OLD MIDDLEBURG ROAD SOUTH IMPROVEMENTS, PHASE I



J.B. COXWELL CONTRACTING
INCORPORATED

**6741 Lloyd Road West
Jacksonville, Florida 32254
Estimating@jbcowell.com
904 786-1120 office
904 783-2970 fax**

**Proposal Due 4-10-2024
City of Jacksonville
214 N. Hogan Street, Suite 800
Jacksonville, FL 32202**

www.jbcowell.com

OLD MIDDLEBURG ROAD SOUTH IMPROVEMENTS, PHASE 1
SECTION 3
PROPOSAL

PROJECT NO. 010568

BID NO.: CP-0022-24

BID DATE: April 3^{10th}, 2024

TO: THE CITY OF JACKSONVILLE, FLORIDA

FROM: J.B. Coxwell Contracting, Inc.

In accordance with the Invitation to Bid to construct **OLD MIDDLEBURG ROAD SOUTH IMPROVEMENTS, PHASE 1** for the City of Jacksonville, Florida, subject to the Drawings, Specifications, Standard Specifications and Details, and Addenda thereto, if any, all of which are made a part of this Proposal, the undersigned proposes to construct **OLD MIDDLEBURG ROAD SOUTH IMPROVEMENTS, PHASE 1** for the Total Bid as follows:

TOTAL ROADWAY SUBTOTAL:

\$ 10,780,254.38 (Numerals) (Total of Pages 3-2 to 3-4)

Ten million seven hundred eighty thousand two hundred

\$ fifty-four dollars and thirty-eight cents (Written) (Total of Pages 3-2 to 3-4)

TOTAL JEA SUBTOTAL:

\$ 494,384.00 (Numerals) (Total of Page 3-5)

Four hundred ninety-four thousand three hundred eighty-four

\$ dollars and zero cents (Written) (Total of Page 3-5)

TOTAL BID:

\$ 11,274,638.38 (Numerals) (Total of Page 3-2 to 3-5)

Eleven million two hundred seventy-four thousand six

\$ hundred thirty-eight dollars and thirty-eight cents (Written) (Total of Page 3-2 to 3-5)

A. PROPOSAL SCHEDULE

A Bidder must provide a price on each item listed. All entries in the entire Proposal must be made clearly in ink. Prices bid must be written in figures. Bidder must insert extended prices obtained by multiplying the proposed quantities times the unit prices. In case of errors, unit prices will govern. The corrected extended prices and corrected Total Base Bid will be used to determine the lowest qualified Bid. Proposals in which the prices obviously are unbalanced will be rejected.

England-Thims Miller, Inc
Bid Form - JEA Utilities

Item No.	JEA Spec.	Description	Unit	Quantity	Unit Cost	Total Cost
Utilities						
Water Main						
U- 1	801.III.2.2	ABANDONMENT OF PIPING BY PLUGGING (1" SERVICES)	EA	5	\$ 247.00	\$ 1,235.00
U- 2	801.III.2.4	REMOVING PIPE BELOW GRADE (16")	LF	1062	\$ 30.00	\$ 31,860.00
U- 3	801.III.2.4	REMOVING PIPE BELOW GRADE (8")	LF	28	\$ 39.00	\$ 1,092.00
U- 4	801.XII.1	FURNISHING AND INSTALLING PIPELINE 16" DI WM	LF	1114	\$ 179.00	\$ 199,406.00
U- 5	801.XII.1	FURNISHING AND INSTALLING PIPELINE 8" PVC DR18 WM	LF	30	\$ 294.00	\$ 8,820.00
U- 6	801.XII.2	FURNISHING AND INSTALLING FITTINGS 16"x16" DI MJ Tee	EA	2	\$ 3,833.00	\$ 7,666.00
U- 7	801.XII.2	FURNISHING AND INSTALLING FITTINGS 16" DI MJ 90° Bend	EA	2	\$ 2,650.00	\$ 5,300.00
U- 8	801.XII.2	FURNISHING AND INSTALLING FITTINGS 16" DI MJ 45° Bend	EA	10	\$ 2,313.00	\$ 23,130.00
U- 9	801.XII.2	FURNISHING AND INSTALLING FITTINGS 16" DI MJ 11.25° Bend	EA	2	\$ 2,326.00	\$ 4,652.00
U- 10	801.XII.2	FURNISHING AND INSTALLING FITTINGS 16" DI MJ 22.5° Bend	EA	4	\$ 2,279.00	\$ 9,116.00
U- 11	801.XII.2	FURNISHING AND INSTALLING FITTINGS 8" DI MJ 45° Bend	EA	4	\$ 748.00	\$ 2,992.00
U- 12	801.XII.2	FURNISHING AND INSTALLING FITTINGS 16" DI MJ SLEEVE	EA	4	\$ 1,844.00	\$ 7,376.00
U- 13	801.XII.2	FURNISHING AND INSTALLING FITTINGS 8" DI MJ SLEEVE	EA	2	\$ 726.00	\$ 1,452.00
U- 14	801.XII.2	FURNISHING AND INSTALLING FITTINGS 16" DI MJ CAP	EA	2	\$ 1,410.00	\$ 2,820.00
U- 15	801.XII.6	FURNISHING AND INSTALLING PIPE BELL RESTRAINT (16")	EA	22	\$ 834.00	\$ 18,348.00
U- 16	801.XII.6	FURNISHING AND INSTALLING PIPE BELL RESTRAINT (8")	EA	1	\$ 279.00	\$ 279.00
U- 17	801.XII.6	FURNISHING AND INSTALLING SPLIT RING PIPE BELL RESTRAINTS - (EXISTING 16" MAINS)	EA	11	\$ 1,892.00	\$ 20,812.00
U- 18	801.XII.6	FURNISHING AND INSTALLING SPLIT RING PIPE BELL RESTRAINTS - (EXISTING 8" MAINS)	EA	2	\$ 1,299.00	\$ 2,598.00
U- 19	801.XII.9	FURNISHING AND INSTALL THRUST COLLAR 16" (CONTINGENCY)	EA	3	\$ 2,405.00	\$ 7,215.00
U- 20	801.XII.9	FURNISHING AND INSTALL THRUST COLLAR, 8" (CONTINGENCY)	EA	2	\$ 1,412.00	\$ 2,824.00
U- 21	801.XII.9	FURNISHING AND INSTALLING NEW WATER SERVICES 1" SHORT SIDE	EA	2	\$ 956.00	\$ 1,912.00
U- 22	801.XII.9	FURNISHING AND INSTALLING NEW WATER SERVICES 1" LONG SIDE	EA	1	\$ 1,246.00	\$ 1,246.00
U- 22	801.XII.10	REPLACEMENT/RELOCATION RESIDENTIAL WATER SERVICES 1" LONG SIDE	EA	2	\$ 1,411.00	\$ 2,822.00
U- 23	801.XII.10	REPLACEMENT/RELOCATION RESIDENTIAL WATER SERVICES 1" SHORT SIDE	EA	3	\$ 1,094.00	\$ 3,282.00
U- 24	801.XII.14	TEMPORARY SAMPLE TAPS	EA	5	\$ 515.00	\$ 2,575.00
U- 25	801.XIII.3	FURNISHING AND INSTALLING VALVES 16" GATE VALVE	EA	2	\$ 10,037.00	\$ 20,074.00
U- 26	801.XIII.5	FURNISHING AND INSTALLING 1" WATER METER BOXES	EA	8	\$ 435.00	\$ 3,480.00
U- 27	Section 31 34.24.11	SUPPLEMENTAL WORK AUTHORIZATION (ALLOWANCE) JEA APPROVAL REQUIRED PRIOR TO USE)				\$100,000.00
Subtotal Base Bid JEA Utility Construction Costs						\$494,384.00

Spreadsheet Provided for Contractor Convenience. Contractor to verify and take responsibility for all formula's and formatting prior to submittal.

B. BASIS OF AWARD

The project may be awarded to the lowest responsive, responsible Bidder contingent on the availability of funds within the project's approved budget. The TOTAL BASE BID (ROADWAY plus JEA), plus selected Alternate(s), if any, will be used to determine the lowest bidder. If selected, Alternate(s) will be awarded in the order listed (i.e. - 1,2,3...). The CITY has the right to reject any or all bids.

C. REVISIONS OF BID PROPOSAL FORM

Request for revision of the Bid Proposal Form must be made to the ENGINEER at least ten (10) days prior to date of opening of Bids. Revision of the Bid Proposal by the Bidder will void the Bid.

D. CONTRACT EXPIRATION DATE

The Contract expiration date shall be established as follows:

The notice to proceed date plus ten (10) calendar days for mobilization, plus the construction time established in the Proposal, plus time extensions pursuant to valid change orders (which shall establish the construction completion date), plus 120 days to assure a contract exists beyond the scheduled construction completion date in order to comply with Executive Order Number 2013-05.

E. BID CHANGES

No changes in the amount of Bids appearing on the outside of Bids will be considered. Only the amounts shown on bidding documents inside the envelope will be considered. All changes, corrections and erasures must be initialed by the person signing the bid.

F. CONSTRUCTION COMPLETION

The CONTRACTOR shall begin work within ten (10) calendar days, including Sundays and holidays, after the date of written notice from the owner to begin work, and shall complete the Base Bid work within 365 calendar days including Sundays and holidays, after the expiration of such ten (10) day notice. If the Bidder determines that "off-hours" work is anticipated to complete the project within such allotted times, a schedule therefore shall be attached to this proposal as required by Section 20.3.4 of the General Conditions.

G. BID SECURITY

If Bid Security is required for this project, a Certified Check on _____ (or) Cashier's Check on _____ (or) Bid Bond properly executed by the undersigned and by qualified surety in the sum of Five Percent of the Amount of Bid representing not less than five percent (5%) of the total amount of Bid, made payable to the Tax Collector, City of Jacksonville, Florida, which the undersigned Bidder hereby deposits as a guarantee of good faith and which it agrees to forfeit to the CITY of Jacksonville, not as a penalty, but as fixed and liquidated damages in the event it fails to enter into Contract, or fail to furnish the contract

bond required in accordance with the Special Conditions within ten (10) days after receipt of the contract.

H. SUBMITTAL STATEMENT

The undersigned Bidder certifies that this proposal is made in good faith, without collusion or connection with any other entity bidding on this work.

The undersigned Bidder has examined and read (cover to cover) all Drawings, Specifications, General and Special Conditions, and other Contract Documents, and all Addenda thereto; and is acquainted with and fully understands the extent and character of the work covered by this Proposal and the specified requirements, for the proposed work.

The undersigned Bidder certifies that no officer or agent of the CITY will directly or indirectly benefit from this bid.

The undersigned Bidder states that this Proposal is made in conformity with the Contract Documents, and agrees that in case of any discrepancy or differences between its Proposal and the Contract Documents, the provisions of the latter shall prevail.

The undersigned Bidder certifies that it has carefully examined the foregoing Proposal after the same was completed and has verified every item placed thereon; and agrees to indemnify, defend and save harmless the CITY against any cost, damage or expense which may be incurred or caused by any error in the Bidder's preparation of same.

The undersigned Bidder states that all applicable taxes are included in the unit prices or Lump Sum Bid and acknowledges this project is not exempt from the State or Local Sales or Use taxes, and payment of such taxes is the responsibility of the Bidder.

The undersigned Bidder certifies that it has reviewed the provisions of the Jacksonville Ethics Code contained in Chapter 602, Jacksonville Ordinance Code, and the provisions of the purchasing Code contained in Chapter 126, Jacksonville Ordinance Code.

The undersigned Bidder agrees to keep its bid in effect for **120** calendar days after the Bid Opening date to allow the CITY time to award the bid, should it be awarded, and time to prepare and execute the contract (or issue the purchase). This time period begins at the time bids are opened and ends upon the issuance of Notice to Proceed (NTP) by the CITY. The bid prices shall remain in effect throughout the life of the Contract. Failure of the CITY to issue NTP within the specified time period shall allow Bidder to withdraw its Bid and terminate its contract without penalty or forfeiture of Bid Bond. Failure of the CITY to issue NTP within the specified time period shall not entitle Bidder to an adjustment of its Bid prices, unless mutually agreeable by the CITY.

(REMAINDER OF PAGE HAS BEEN INTENTIONALLY LEFT BLANK)

The undersigned Bidder certifies, under penalty of perjury and contract rescission, that it has all required licenses to perform the work required to fulfill the terms of the contract resulting from a successful bid. Furthermore, the undersigned Bidder affirms that all subcontractors requiring to be licensed are listed in Appendix "C" and are properly licensed to perform work on their respective portions of this project. The successful bidder will be required to sign an affidavit in accordance with the above provision prior to award of the project.

David Coxwell

PRESIDENT

Wayne Williford

SECRETARY

Wayne Williford

TREASURER

If Corporation, Affix
Corporate Seal

J.B. Coxwell Contracting, Inc.

NAME OF BIDDER

Arland D. Chod VP of Estimating

SIGNATURE AND TITLE

(904) 786-1120

BUSINESS TELEPHONE

(904) 786-1120

EMERGENCY TELEPHONE

6741 Lloyd Rd W.

BUSINESS ADDRESS

Jacksonville

CITY

Florida 32254

STATE AND ZIP CODE

(REMAINDER OF PAGE HAS BEEN INTENTIONALLY LEFT BLANK)

Appendix B - Bid Forms
1411667446 – Normandy Substation New Control House Construction

Submit the Response an electronic pdf in accordance with the procedures in the solicitation

Company Name: National Electrical Engineering Consultants L.L.C.

Company's Address: 10450 NW 22nd St Pembroke Pines FL 33026

License Number: PE88901 / EC13007664 / ES11001056

Phone Number: 904-418-1131 FAX No: _____ Email Address: K.Blue@neengineer.com

BID SECURITY REQUIREMENTS

- ☐ None required
☒ Certified Check or Bond Five Percent (5%)

TERM OF CONTRACT

- ☐ One Time Purchase
☐ Term -
☒ Other, Specify - Project Completion

SAMPLE REQUIREMENTS

- ☒ None required
☐ Samples required prior to Bid Opening
☐ Samples may be required subsequent to Bid Opening

SECTION 255.05, FLORIDA STATUTES CONTRACT BOND

- ☐ None required
☒ Bond required 100% of Bid Award

QUANTITIES

- ☐ Quantities indicated are exacting
☒ Quantities indicated reflect the approximate quantities to be purchased Throughout the Contract period and are subject to fluctuation in accordance with actual requirements.

INSURANCE REQUIREMENTS

Insurance required

PAYMENT DISCOUNTS

- ☐ 1% 20, net 30
☐ 2% 10, net 30
☐ Other _____
☒ None Offered

Item No.	ENTER YOUR BID FOR THE FOLLOWING DESCRIBED ARTICLES OR SERVICES:	TOTAL BID PRICE
1	Subtotal for 1411667446 – Normandy Substation New Control House Construction	<u>\$2,992,674.99</u>
2	Supplemental Work Authorization (10% of Line 1)	<u>\$299,267.49</u>
3	Total Bid Price (Sum of Lines 1-3)	<u>\$3,291,942.48</u>


☒ I have read and understood the Sunshine Law/Public Records clauses contained within this solicitation. I understand that in the absence of a redacted copy my proposal will be disclosed to the public "as-is".

BIDDER CERTIFICATION

By submitting this Bid, the Bidder certifies that it has read and reviewed all of the documents pertaining to this Solicitation, that the person signing below is an authorized representative of the Bidding Company, that the Company is legally authorized to do business in the State of Florida, and that the Company maintains in active status an appropriate contractor's license for the work (if applicable). The Bidder also certifies that it complies with all sections (including but not limited to Conflict Of Interest and Ethics) of this Solicitation.

We have received addenda

1 through 3


Handwritten Signature of Authorized Officer of Company or Agent

5/6/2024

Date

Kory S. Blue **Sr. Project Manager**
Printed Name and Title

Appendix B - Bid Forms
1411667446 – Normandy Substation New Control House Construction

LIST OF SUBCONTRACTORS

JEA Solicitation Number 1411667446 requires certain major Subcontractors be listed on this form, unless the work will be self-performed by the Company.

The undersigned understands that failure to submit the required Subcontractor information on this form will result in bid rejection, and the Company agrees to employ the Subcontractors specified below: (Use additional sheets as necessary)

Note: This list of Subcontractors shall not be modified subsequent to bid opening, without a showing of good cause and the written consent of JEA.

Type of Work	Corporate Name of Subcontractor	Subcontractor Primary Contact Person & Telephone Number	Subcontractor's License Number (if applicable)	Percentage of Work or Dollar Amount
Building Contractor	Atlantic Coast Construction Group	Dennis Burkhardt Project Manager Estimator C: 303.818.5554 O: 904.396.4005 dennis@atlcoast.org	CGC1509284 / CCC05766	\$1,128,000.00
Site Development Contractor	Southern Earth Works L.L.C.	Mark Griffith Info@southernearthworks.com / 904-548-7533		\$440,000.00
Under Ground Utilities	Silcox Site Solutions L.L.C.	Jason Silcox	CUC1226090	\$125,000.00
HDD Work	TNL, Underground Corp.	Kevin Sarver	CUC1225983	\$105,000.00
Logistics / Material supplier	Garmon Trucking, Inc	Janet Garmon President 904.751.6653 janetgarmon@bellsouth.net		\$78,000.00

Signed: _____

Company: National Electrical Engineering Consultants L.L.C.

Address: 10450 NW 22nd St Pembroke Pines FL 33026


Date: 5/6/2024

Appendix B - Bid Forms
1411667446 – Normandy Substation New Control House Construction

LIST OF JSEB SUBCONTRACTORS

The following JSEB Subcontractors will be utilized in fulfilling the terms and conditions of a Project Authorization arising from award of JEA 1411667446. I (We) the undersigned understand that failure to submit said information will result in bid rejection. I (We) will employ the JSEB Subcontractors specified below: (Use additional sheets as necessary)

Class of Work (Category) Dollar Amount	Name of JSEB Contractor (Indicate below)	Percentage of Total Job or
Logistics / Material Supplier \$78,000.00	Garmon Trucking INC	3 %

Signed: 
Company: National Electrical Engineering Consultants L.L.C.
Address: 10450 NW 22nd St Pembroke Pines FL 33026
Date: 5/6/2024

Note: This list shall not be modified subsequent to bid opening without a showing of good cause and the written consent of the JEA.