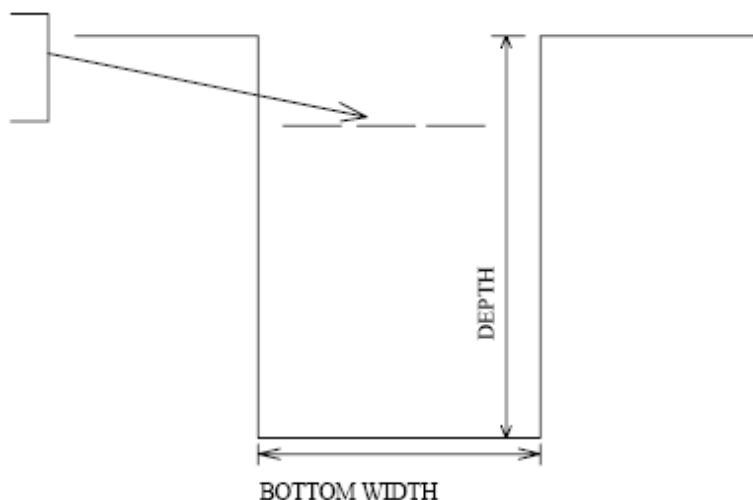


UCT*

CONDUIT TRENCH EXCAVATION

* MARKING TAPE AS
SPECIFIED IN NOTE
BELOW



TRENCH EXCAVATION UNDEVELOPED AREA

Included in this plate are well pointing, sheeting, backfilling and compaction to original degree of consolidation.

PLATE	DESCRIPTION	UNIT
UCT24*U	TRENCH, 24"W X 48"D UNDEVELOPED AREA	LF
UCT36*U	TRENCH, 36"W X 48"D UNDEVELOPED AREA	LF
UCT24*U+1	TRENCH, 24"W, EACH FT OF DEPTH BEYOND 48" DEPTH	LF
UCT36*U+1	TRENCH 36"W, EACH FT OF DEPTH BEYOND 48" DEPTH	LF

TRENCH EXCAVATION DEVELOPED AREA

Included in this plate is well pointing, sheeting, backfilling and compaction degree of consolidation. Surface restoration other than pavement included.

PLATE	DESCRIPTION	UNIT
UCT24*D	TRENCH, 24"W X 48"D DEVELOPED AREA	LF
UCT24*D+1	TRENCH, 24"W, EACH FT OF DEPTH BEYOND 48" DEPTH	LF
UCT36*D	TRENCH, 36"W X 48"D DEVELOPED AREA	LF
UCT36*D+1	TRENCH 36"W, EACH FT OF DEPTH BEYOND 48" DEPTH	LF

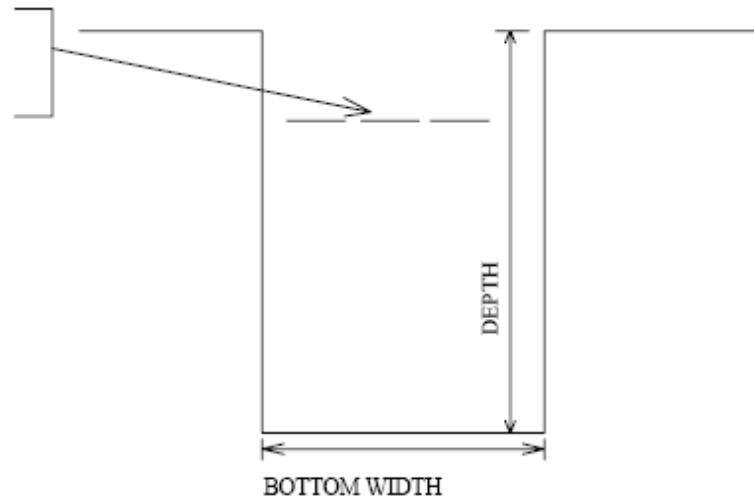
NOTE: Marking Tape Installation Instructions:

One caution tape is to be installed for a 12 inch wide trench, two tapes for a 24 inch or 30 inch wide trench, three tapes for a 42 inch wide trench, and four tapes for a 48 inch wide trench for both UCT and EXC plates.

- Five, six, and seven caution tapes are to be installed for the 54 inch, 60 inch, and 72 inch EXC plates respectively.
- Caution tapes are to be installed 12 inches below final grade in earth, and 18 inches above conduit in pavement.

UCTC * CONDUIT TRENCH EXCAVATION

* MARKING TAPE AS
SPECIFIED IN NOTE
BELOW



TRENCH EXCAVATION - PAVEMENT AREA

Included in this plate are well pointing, sheeting backfilling and compaction to ROW owner's requirements (COJ, FDOT, etc.)

PLATE	DESCRIPTION	UNIT
UCTC24*D	TRENCH, 24"W X 48"D PAVEMENT AREA	LF
UCTC24*D+1	TRENCH, 24"W, EACH FT OF DEPTH BEYOND 48" DEPTH	LF
UCTC36*D	TRENCH, 36"W x 48" PAVEMENT AREA	LF
UCTC36*D+1	TRENCH 36"W, EACH FT OF DEPTH BEYOND 48" DEPTH	LF

NOTE: Marking Tape Installation Instructions:

One caution tape is to be installed for a 12 inch wide trench, two tapes for a 24 inch or 30 inch wide trench, three tapes for a 42 inch wide trench, and four tapes for a 48 inch wide trench for both UCT and EXC plates.

1. Five, six, and seven caution tapes are to be installed for the 54 inch, 60 inch, and 72 inch EXC plates respectively.
2. Caution tapes are to be installed 12 inches below final grade in earth, and 18 inches above conduit in pavement.

EXC_ - _ **CONDUIT TRENCH EXCAVATION (DOWNTOWN)**

* MARKING TAPE AS
SPECIFIED IN NOTE
BELOW

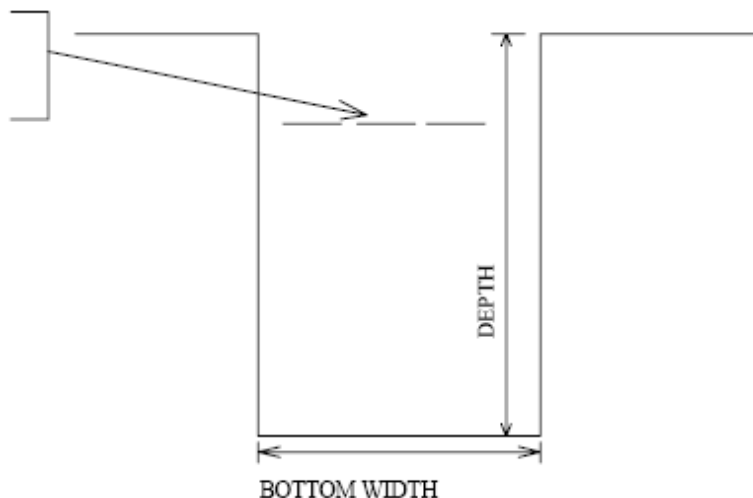


Plate includes well-pointing, sheeting, backfilling and compaction – depth in feet indicated by option.

PLATE	DESCRIPTION	UNIT
EXC12-OPTION	EXCAVATE 12" WIDE TRENCH Options Available: 2, 2.5, 3, 3.5	LF
EXC24-OPTION	EXCAVATE 24"WIDE TRENCH Options Available: 2, 2.5, 3, 3.5, 4, 5, 6, 7, 8	LF
EXC30- OPTION	EXCAVATE 30"WIDE TRENCH Options Available: 2, 2.5, 3, 3.5, 4, 5, 6, 7, 8, 9	LF
EXC42- OPTION	EXCAVATE 42"WIDE TRENCH Options Available: 3, 3.5, 4, 5, 6, 7, 8, 9, 10, 11, 12, 13, 14	LF
EXC48- OPTION	EXCAVATE 48" WIDE TRENCH Options Available: 3.5, 4, 5, 6, 7, 8, 9, 10, 11, 12, 13, 14	LF
EXC54- OPTION	EXCAVATE 54" WIDE TRENCH Options Available: 3.5, 4, 5, 6, 7, 8, 9, 10, 11, 12, 13, 14	LF
EXC60- OPTION	EXCAVATE 60" WIDE TRENCH Options Available: 3.5, 4, 5, 6, 7, 8, 9, 10, 11, 12, 13, 14	LF
EXC72- OPTION	EXCAVATE 72" WIDE TRENCH Options Available: 3.5, 4, 5, 6, 7, 8, 9, 10, 11, 12, 13, 14	LF

EXAMPLE: EXC60-7

THIS PAGE INTENTIONALLY LEFT BLANK