



STREETLIGHT STANDARDS

2025 EDITION

Table of Contents:

REVISIONS	3
GENERAL NOTES	4
GENERAL LIGHTING NOTES:	5
UNDERGROUND FED LIGHTING NOTES:.....	6
OVERHEAD FED LIGHTING NOTES:	7
SPECIAL AREAS:	7
ADDITIONAL NOTES:.....	8
POLES AND BASES	9
POLE DRILLING DETAIL 30FT – TYPE 1 CONCRETE	10
POLE DRILLING DETAIL 35FT – TYPE 1 CONCRETE	11
POLE DRILLING DETAIL 35FT – TYPE 2 CONCRETE	12
ANCBASE_ – LIGHT POLE ANCHOR BASE	13
UNDERGROUND FED	14
L101 – 40W LED COBRAHEAD.....	15
L201 – 115W LED COBRAHEAD.....	16
L301 – 275W LED COBRAHEAD.....	17
L401 / L403 – 40W / 72W LED POST TOP.....	18
L601_ – 40W LED COBRAHEAD FIXTURE ON 27FT ALUMINUM POLE	19
L1501_ – 115W / 275W LED COBRAHEAD FIXTURE ON 37FT ALUMINUM POLE.....	20
L1601_ – 115W LED COBRAHEAD FIXTURE ON 27FT ALUMINUM POLE	21
LDDA01 – 100W LED DOUBLE DECORATIVE ACORN ON 14FT ALUMINUM POLE.....	22
LPA01*DC / LDA01*DC – 100W LED PLAIN ACORN or DECORATIVE ACORN ON 13FT DECORATIVE CONCRETE POLE.....	23
LDA01*14 – 100W LED SINGLE DECORATIVE ACORN ON 14FT ALUMINUM POLE	24
LPA01*14 – 100W LED SINGLE PLAIN ACORN ON 14FT ALUMINUM POLE	25
LPA03*14 – 60W LED, 4000K CCT SINGLE PLAIN ACORN ON 14FT ALUMINUM POLE	26
LPA04*14 – 60W LED, 3000K CCT SINGLE PLAIN ACORN ON 14FT ALUMINUM POLE	27
LTDT01 / LTDS01 – 150W LED TEAR DROP FIXTURE ON 35FT OCTAGONAL CONCRETE POLE	28
USTSL – STREET LIGHT CONNECTIONS - FUSE	29
USS-SL*_ – SECONDARY SPLICE WITH STREET LIGHT CONNECTION	30
USS*_ – SECONDARY SPLICE	31
SERV-BOX-_*_ – POLYMER CONCRETE SERVICE BOX.....	32
USC*_ – SECONDARY CABLE IN EXISTING CONDUIT.....	33

OVERHEAD FED 34

L101 – 40W LED ROADWAY FIXTURE	35
L101R - 40W LED ROADWAY FIXTURE – WITHOUT BRACKET	36
L201 – 115W LED ROADWAY FIXTURE	37
L201R - 115W LED ROADWAY FIXTURE – WITHOUT BRACKET	38
L301 - 275W LED ROADWAY FIXTURE	39
L301R – 275W LED ROADWAY FIXTURE – WITHOUT BRACKET	40
LB1 – 8FT BRACKET WITHOUT FIXTURE	41
LB2 – 12FT BRACKET WITHOUT FIXTURE	42
LB3 – 15FT BRACKET WITHOUT FIXTURE	43
L13 – OBSTRUCTION LIGHT	44
FL01*A – SINGLE MOUNT LED FLOODLIGHT	45
FL02*A – DOUBLE MOUNT LED FLOODLIGHT	46
FL03*A – SINGLE MOUNT LED FLOODLIGHT WITH OBSTRUCTIONS	47
FL04*A – DOUBLE MOUNT LED FLOODLIGHT WITH OBSTRUCTIONS	48
REFERENCE AND MAINTENANCE ITEMS	49

REVISIONS

Date:

Summary of changes:

Revised By:

12/2016	Added L1501 , L1601 plates	MOS
01/2017	Added L601 , L40 plates. Edited L67 to be shown as L6	MOS
04/2017	Added LTDT01 , LTDS01 , LPA03 plates & fixture options.	MOS
05/2017	Added note in GENERAL LIGHTING NOTES addressing decorative aluminum pole placement & banner arm assembly.	MOS
06/2017	Added note about fixture height for L15 , L1501 , L6 , L601 , L16 , and L1601 plates.	MOS
11/2017	Revised Anchor base typical to reference 1" coupling for ANCBA005 & 007.	MOS
10/2022	Manual revised and various LED plate IDs created for new LED luminaires.	MOS
02/2023	Added plates from UG Distribution Standards manual at end of Underground Fed section for quick reference.	MOS
03/2023	Removed typical anchor base illustration and replaced with details for the respective active concrete bases under ANCBASE .	MOS
04/2023	Revised bill of material for LPA03 ; replaced inactivated ID with new item ID.	MOS
05/2023	Revised note regarding new item ID of breakaway base for L601 and L1601 . Updated ANCBASE4 bolt circle within ANCBASE to 15" from previous 14.5".	MOS
06/2025	Added note about conduit elbow for direct embedded poles in developer-installed-conduit projects within Underground Fed Lighting Notes section. Revised ANCBA007 illustration with depth of conduit entry point changed to 32" from previous 42" and reference added to setting with respect to grade.	MOS

GENERAL NOTES

GENERAL LIGHTING NOTES:**1. MERCURY VAPOR (MV)**

Mercury vapor luminaire plates are shown for the purpose of removal only. Any work will constitute replacement with the appropriate Light Emitting Diode (LED) fixture.

2. HIGH PRESSURE SODIUM (HPS)

HPS luminaire plates are shown for the purpose of removal only. The 70W HPS fixture is used almost exclusively for residential roadway lighting. The 200W HPS fixture is used primarily for light-to-moderately traveled roadways and the 250W HPS fixture for moderate-to-heavily traveled roadways.

3. METAL HALIDE (MH)

MH luminaire plates are shown for the purpose of removal only. Roadway lighting and floodlight fixtures were previously available in 320W and 400W. Decorative acorn lighting fixtures were available in 150W and 175W.

4. LIGHT EMITTING DIODE (LED)

LED lighting is the most efficient roadway lighting system with fixtures available in multiple options. Cobra-head style fixtures are available in various wattage ranges. The 40W (36W—41W) fixture replaced previous 70W HPS cobra-heads and is used almost exclusively for residential roadway lighting. The 115W (94W—115W) fixture replaced previous 200W & 250W HPS cobra-heads and is used primarily for light-to-moderately traveled roadways. The 275W (237W—275W) fixture replaced 400W HPS cobra-heads and is mainly used for moderate-to-heavily traveled roadways. An LED post-top fixture is available in 40W as a complete replacement or as a retrofit option to previous 70W HPS post-tops. Decorative acorn lighting fixtures are also available in 100W (equivalent to 150W/175W MH).

5. PLATE SUFFIXES:

Add a "U" suffix to indicate underground lighting for L101, L201, and L301 (Example: L101U). The "U" suffix will include all the material on the plate, required cable, the concrete pole, and cover.

Add an "R" suffix to indicate a fixture replacement for L101, L201, L301, and L401 (Example: L101R). The "R" suffix will include a fixture and photocontrol.

6. POLES

All non-decorative concrete street light poles should be plated with a G3C non-equipment ground which will provide the necessary ground rod, clamps, and connectors. All metal poles should include a CLATG001 installed in the pole and connected to the ground wire.

7. CONDUCTOR

12-2 UF without ground is the conductor used to supply voltage to the fixture. All fixtures, besides Series Type, have drivers that require a 120V supply. Every streetlight bracket shall be grounded for personnel safety.

8. MAINTENANCE PLATES

STREET LIGHT MAINTENANCE PLATES		
PLATE	DESCRIPTION	UNIT
LUMIN	INSTALL LUMINAIRE	EA
ULAMP	INSTALL LAMP	EA
UPHOTO	INSTALL PHOTO CONTROL	EA
BKTARM	INSTALL BRACKET ARM	EA
SLPOLE	INSTALL STREET LIGHT POLE	EA
PAINT-SLP	PAINT STREET LIGHT POLE	EA
PAINT-SLP1	PAINT L4 STREET LIGHT POLE	EA

9. LIGHT SHIELDS

Various light shields are available for street lighting to reduce light spill from a fixture that may present a nuisance. Use of light shields should first be reviewed with Standards and must be itemized into a job. There are two shielded cobra-head fixtures: STLLE016 (40W LED) and STLLE017 (115W LED). Black house-side shield panels are available for Coach-style post-tops and are brand specific: STLLS005 (American Electric Lighting) and STLLS008 (Cooper Lighting). Also, brand specific are house-side shields for the Plain and Decorative Acorns: STLLS006 (King Luminaire) and STLLS007 (Holophane).

UNDERGROUND FED LIGHTING NOTES:

1. If possible, the fuse shall be installed in the pole. If the fuse must be installed in the pullbox, the USTSL plate should be used. The USTSL plate makes use of the larger COVSP002 which is waterproof.
2. The anchor base shall extend 1 inch maximum above final grade and must be set parallel to established reference line (back of curb, back of walk, survey base line, etc.) with a maximum deviation of ½ inch every 18 inches.
3. The pole opening at the base shall be in the direction of the feed. Three feet of slack shall be coiled at the bottom of the pole.
4. For projects with developer-installed-conduits, all light pole locations with direct-embedded poles should have (1) 1"—90° conduit elbow (18" radius) turned up with 1-inch conduit extended & capped at least 2-feet above final grade. This will allow JEA crews to locate and run conduit into the cable entry point at pole's base.
5. The secondary bus feed for underground lighting systems shall be at least 2/0 aluminum triplex (CAIUS002) installed in 3" schedule 40 conduit (CODPC020) with elevations and warning tape as shown in the Direct Buried Conduit section of Underground Distribution Construction Standards book USC*2/0T.
6. Conduit should enter pullbox as shown in the Secondary Systems section of Underground Distribution Construction Standards book USS-SL.
7. Secondary connections should meet the standard as shown in the Secondary Systems section of Underground Distribution Construction Standards book USS*__.
8. All decorative aluminum street light poles with provisions for banner arms should be set back far enough from the curb to avoid overhanging banner arms into the active roadway. JEA maintains the banner arm assembly but is not responsible for hanging banners.

BANNER ARM COMPONENTS FOR A COMPLETE ASSEMBLY		
ITEM ID	DESCRIPTION	QTY
STL DE 001	GOLD BALL FINIAL	1 EA
STL DE 002	BREAKAWAY FITTER COUPLING	1 EA
STL DE 003	BANNER ROD, 20"	1 EA
STL DE 006	FITTER PLATE WITH RING & BOLTS	1 EA

OVERHEAD FED LIGHTING NOTES:

- FLOODLIGHTS
 - Floodlights are available in 185W LED (STLLE012). They can be mounted as a single fixture on one bracket or two fixtures on a single bracket with the use of an adapter bracket. They all require a 120V supply and are individually controlled by a photocontrol. They are to be installed on the backside of the pole in the streetlight mounting holes. Plates FL01 and FL02 are to be used when there are NO secondary obstructions. This is the preferred installation because the single mount bracket is the least expensive. Plates FL03 and FL04 are to be used if there are secondary obstructions on the backside of the pole such as service drops. The NEMA labels on the front of the fixtures designate the fixture wattage. All floodlight brackets shall be grounded.
 - Floodlights are directional fixtures and must be aimed to satisfy the specific lighting requirements. Each fixture has an angle adjustment guide on the side. For most installations, the fixture will be aimed downwards at a 30-to-45-degree angle from the vertical plane. The easiest way to aim the floodlight is to visualize a line extending perpendicular from the front of the fixture. Where this line strikes the ground, or the side of a building, is where the light will be the most intense. Floodlights produce a wedge-shaped light distribution pattern on the ground, as opposed to an elliptical pattern for a roadway fixture.
- Overhead-fed streetlighting shall be fed by a minimum #6 aluminum duplex, Vizsla (CAIOS001).

SPECIAL AREAS:

- SQUARE STEEL POLES AROUND JACKSONVILLE MUNICIPAL STADIUM (TIAA BANK FIELD)

JEA is not responsible for the maintenance of the square steel poles around the stadium. COJ is responsible for these poles. JEA is still responsible for maintaining the shoebox fixture which includes the light and photocontrol.
- CYLINDRICAL ALUMINUM POLES AT CECIL COMMERCE CENTER

JEA is not responsible for the maintenance of the cylindrical aluminum poles at Cecil Commerce Center. COJ JEDC (Jacksonville Economic Development Commission) is

responsible for these poles. JEA is still responsible for maintaining the shoebox fixture which includes the light and photocontrol.

ADDITIONAL NOTES:

1. STANDARD MATERIAL

Any material installed by JEA personnel or contractors on the JEA system, where the intention is for JEA to ultimately maintain the installed product, must be JEA-approved standard material. This is accomplished by strictly adhering to the item IDs shown in the Electric Master Material Catalog.

2. APPROVED MANUFACTURERS AND PART NUMBERS

The approved manufacturers and part numbers for the various item IDs are shown in the Electric Master Material Catalog. For an up-to-date listing of these items, please refer to the catalog here:

[JEA ELECTRIC MASTER MATERIAL CATALOG](#)

3. AS-BUILTS REQUIREMENTS

The construction As-Built record drawings for all street light projects shall be provided to JEA prior to scheduled installation of conductors. All street light installations shall be constructed per applicable standards. New street light installations will not be energized until the JEA Project Engineer has approved final As-Built drawings of the lighting system. A preconstruction meeting shall be held between the contractors, JEA engineer, and a JEA inspector to discuss these requirements.

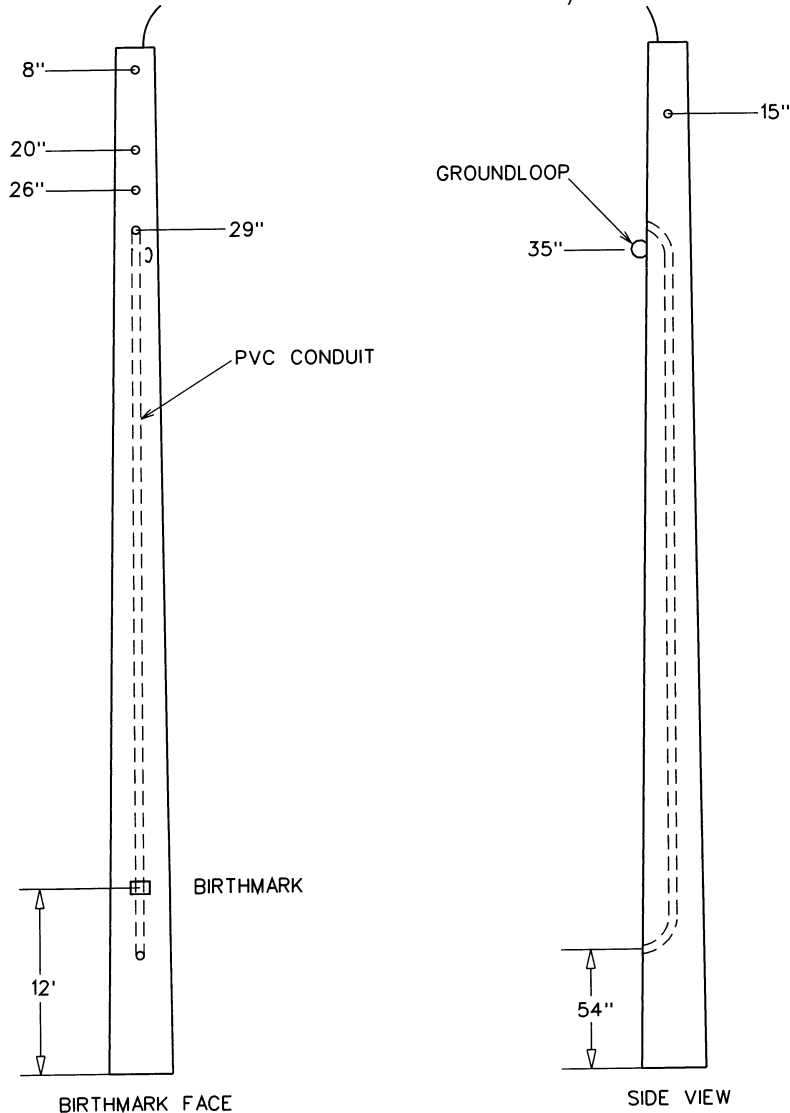
POLES AND BASES

POLE INFORMATION

ITEM ID	POLE LENGTH	CLASS OR TYPE	WEIGHT (LBS.)	TIP DIMENSION	BUTT DIMENSION	POLE SETTING DEPTH
POLCO001	30	1	1,340	4" Square	8.86" Square	6'-0"
POLCO002	35	1	1,820	4" Square	9.67" Square	6'-6"
POLCO003	35	2	2,360	6" Square	11.67" Square	6'-6"

POLE DRILLING DETAIL 30FT – TYPE 1 CONCRETE

(UNDERGROUND-FED CONCRETE WITH INTEGRATED CONDUIT)

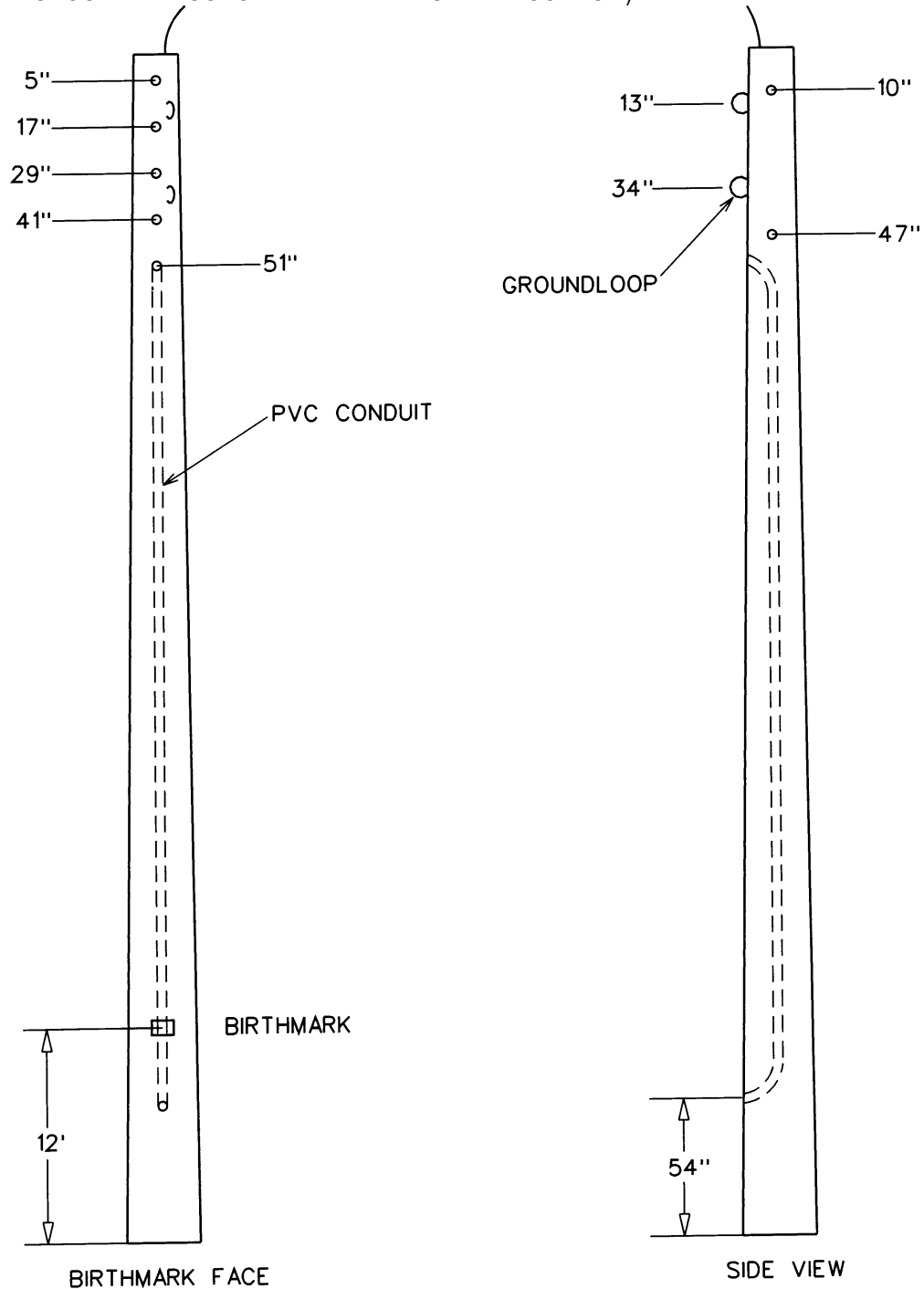


30 FOOT CONCRETE POLE - TYPE 1

NOTE:
Install G3C

POLE DRILLING DETAIL 35FT – TYPE 1 CONCRETE

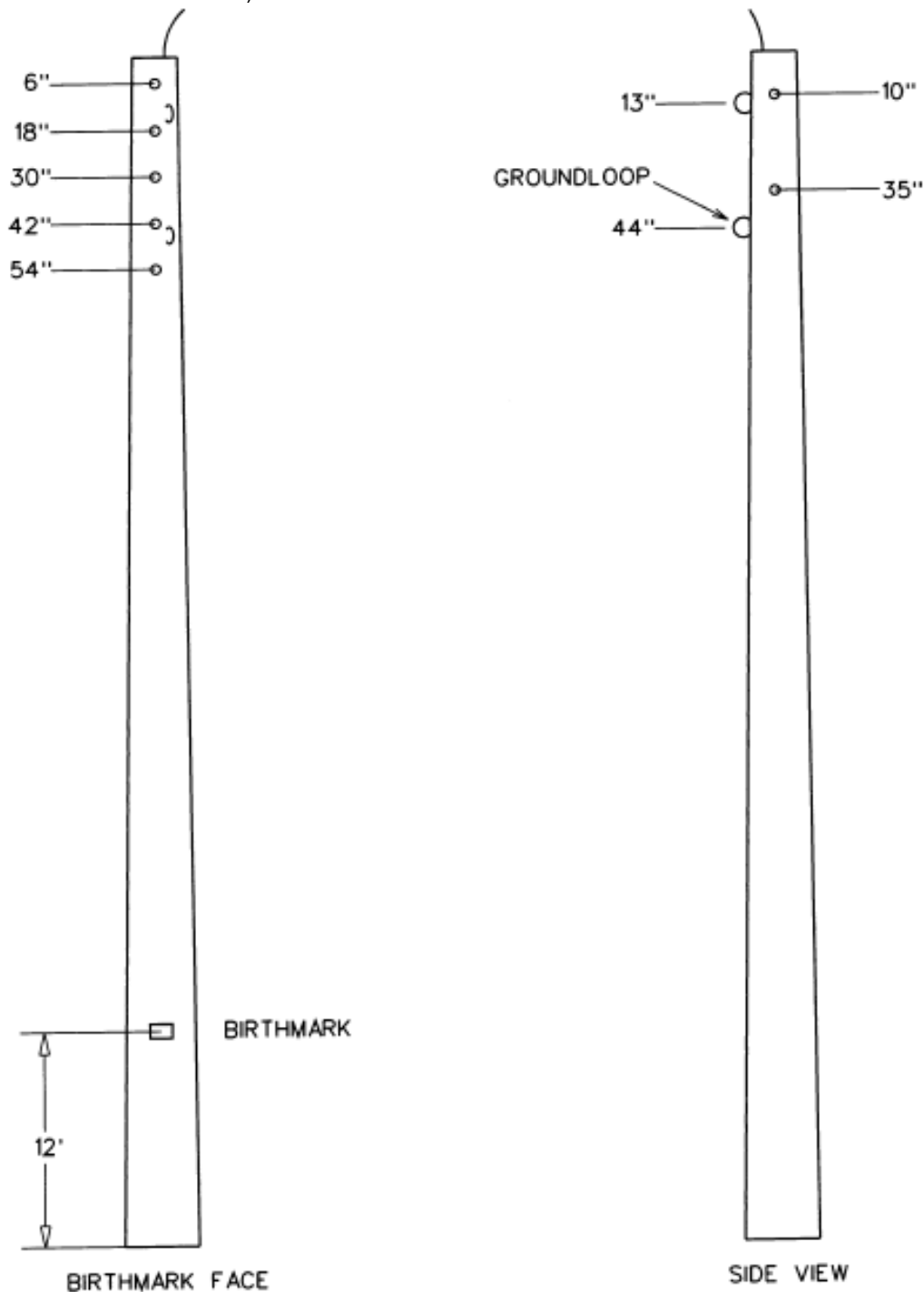
(UNDERGROUND-FED CONCRETE WITH INTEGRATED CONDUIT)



35 FOOT CONCRETE POLE - TYPE 1

NOTE:
Install G3C

POLE DRILLING DETAIL 35FT – TYPE 2 CONCRETE (OVERHEAD FED CONCRETE)



35 FOOT CONCRETE POLE - TYPE 2

NOTE:
Install G3C

ANCBASE_ – LIGHT POLE ANCHOR BASE

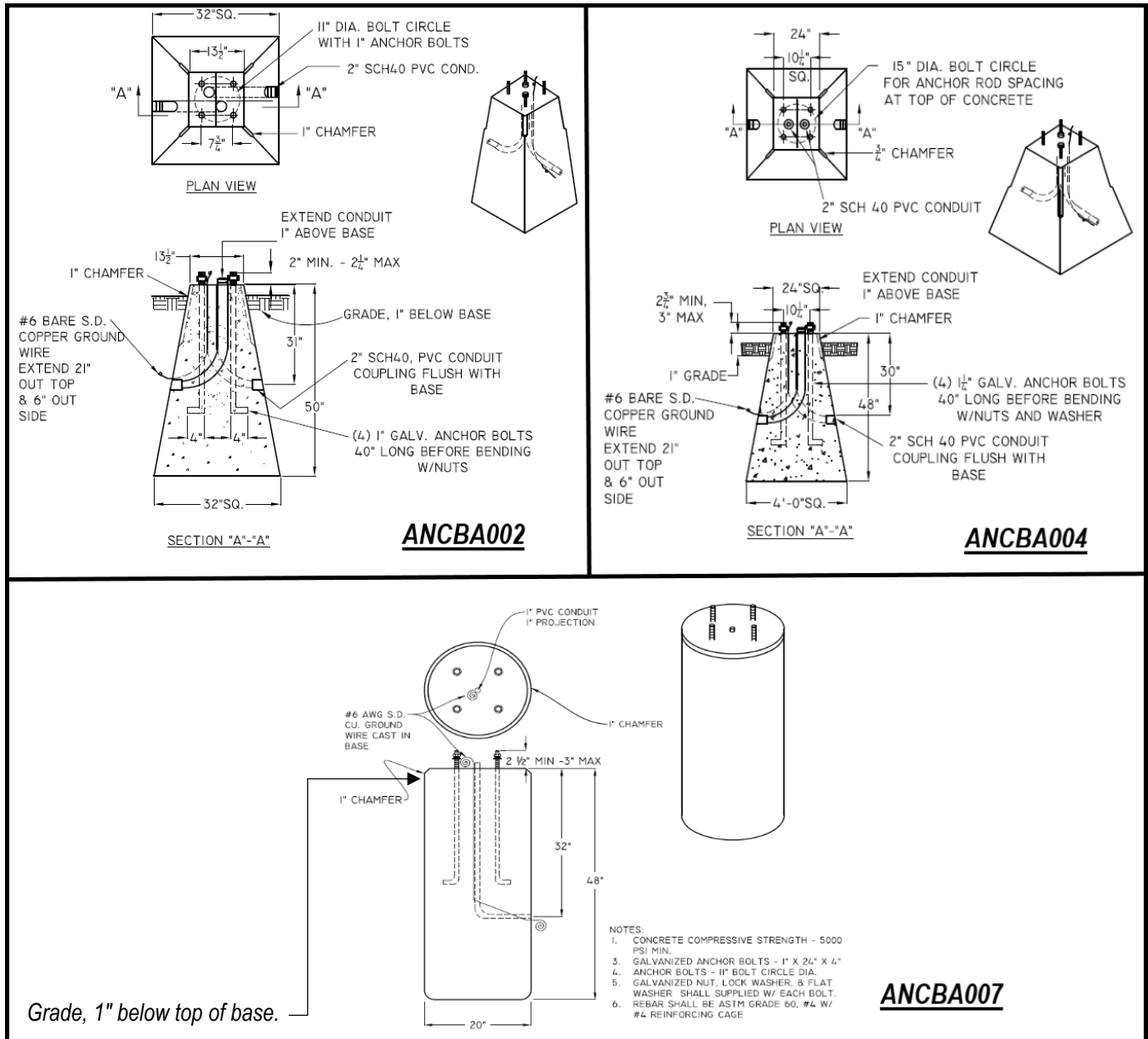


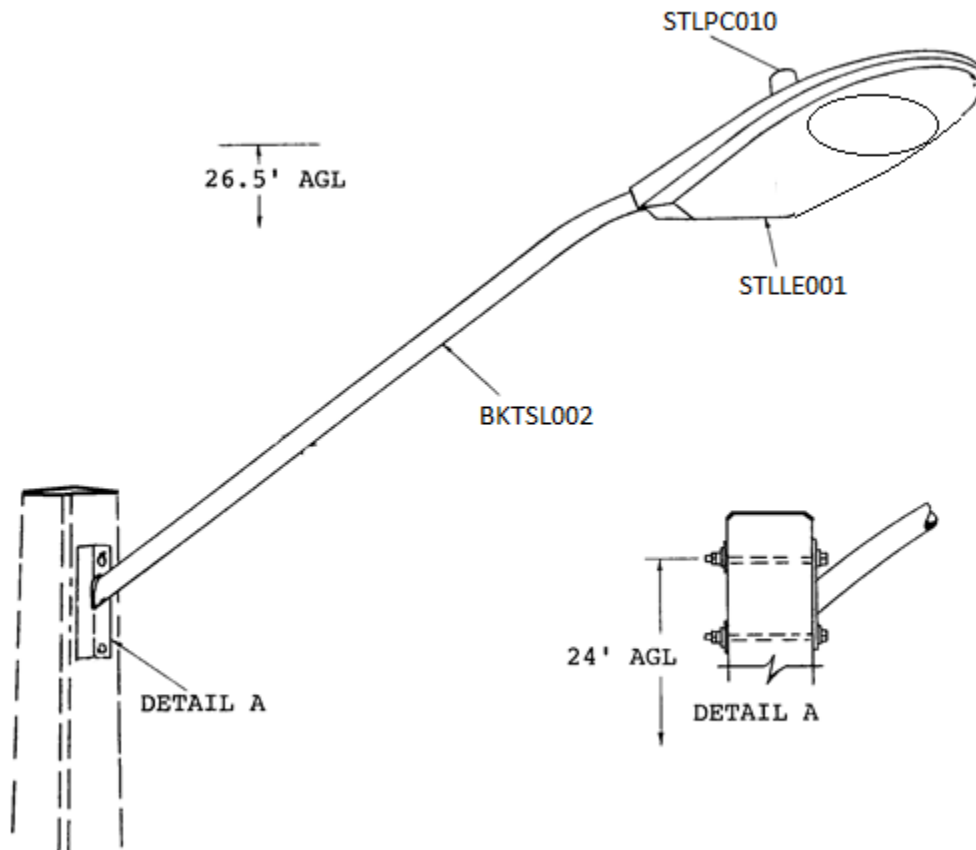
PLATE OPTIONS				
PLATE	ITEM	DESCRIPTION		DIA. BOLT CIRCLE
ANCBASE1*	ANC BA 001*	DMD-42	18" Sq.	14-1/2"
ANCBASE2	ANC BA 002	DMD-43	13 1/2" Sq.	11"
ANCBASE3*	ANC BA 003*	DMD-44	13 1/2" Sq.	11"
ANCBASE4	ANC BA 004	DMD-45	24" Sq.	15"
ANCBASE5*	ANC BA 005*	DMD-83	24" Sq.	14-1/2"
ANCBASE6	ANC BA 007	DMD-92	20" Cir.	11"

* Noted anchor base is obsolete.

UNDERGROUND FED

L101 – 40W LED COBRAHEAD

OPTIONS: L101, L101R, L101U



NOTE: 24' AGL = 24' ABOVE GROUND LEVEL

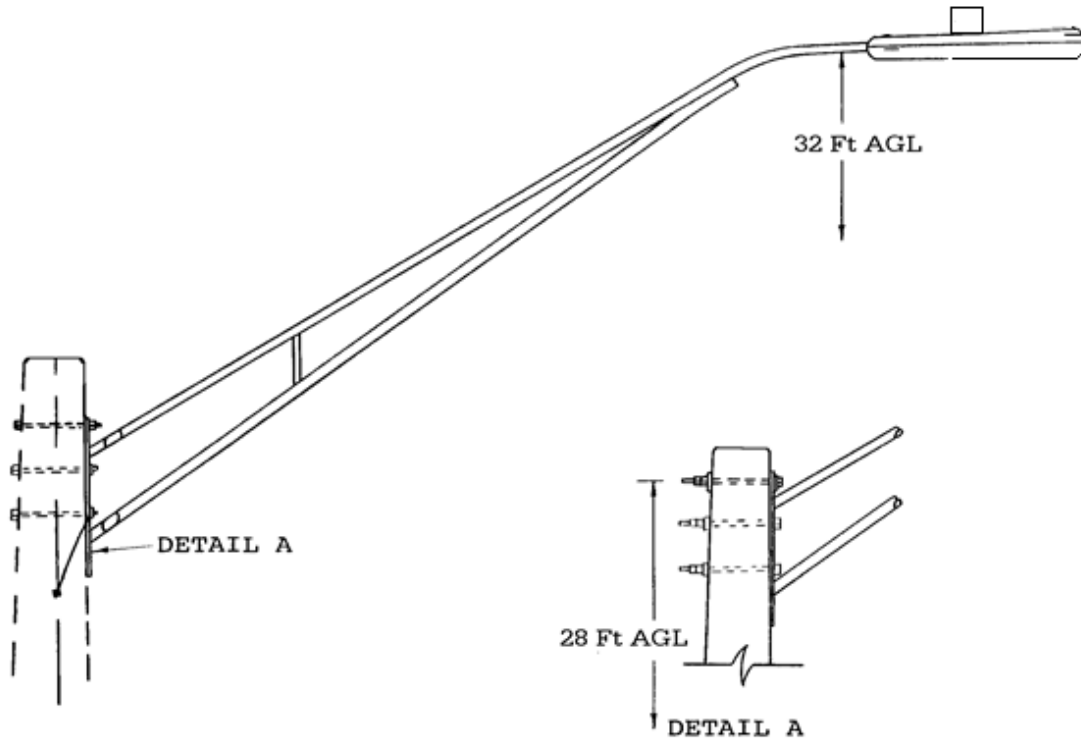
ITEM	QTY	DESCRIPTION
BKT SL 002	1	BRACKET 8FT. 3FT. RISE JEA #DMD-31
CAI UF 001	13	CABLE, STREET LIGHT 12/2 UF CU W/O GROUND
CNN CP 002	1	CONNECTOR ALUM. COMP. SIDE BY 6-2 2-1/0
CNN CP 008	1	CONNECTOR ALUM. COMP SIDE BY 6-2 3/0-4/0
CNN VG 003	2	CONNECTOR VISE TYPE 6-2 SOL. 10-2 SOL.
COB CO 028	3	CONDUCTOR BARE COPPER #4 SOL. SOFT DRAWN
COV IC 002	1	COVER COMP. CONNECTORS INSULATING
STL LE 001	1	LUMINAIRE, 40W, LED, ROADWAY
STL PC 010	1	PHOTOCONTROL, LONG LIFE FOR LED, TWIST-LOCK

OPTIONS: (INCLUDES NECESSARY WIRE)

L101 (Mount to existing pole), **L101R** (LED Luminaire & Photocell Only), **L101U** (Includes 30/1C pole)

L201 – 115W LED COBRAHEAD

OPTIONS: L201, L201R, L201U, L201T5, L201T5R



NOTE: 28' AGL = 28' ABOVE GROUND LEVEL

ITEM	QTY	DESCRIPTION
BKT SL 007	1	BRACKET, TRUSSARM 12FT. 4FT. RISE JEA #DMD-67
CAI UF 001	18	CABLE, STREET LIGHT 12/2 UF CU W/O GROUND
CNN CP 002	1	CONNECTOR, ALUM. COMP. SIDE BY 6-2 2-1/0
CNN CP 008	1	CONNECTOR, ALUM. COMP SIDE BY 6-2 3/0-4/0
CNN VG 003	2	CONNECTOR, VISE TYPE 6-2 SOL. 10-2 SOL.
COB CO 028	3	CONDUCTOR, BARE COPPER #4 SOL. SOFT DRAWN
COV IC 002	1	COVER COMP. CONNECTORS INSULATING
STL LE 002	1	LUMINAIRE, LED. IES TYPE M.N. III
STL PC 010	1	PHOTOCONTROL, LONG LIFE FOR LED, TWIST-LOCK

OPTIONS: (INCLUDES NECESSARY WIRE)

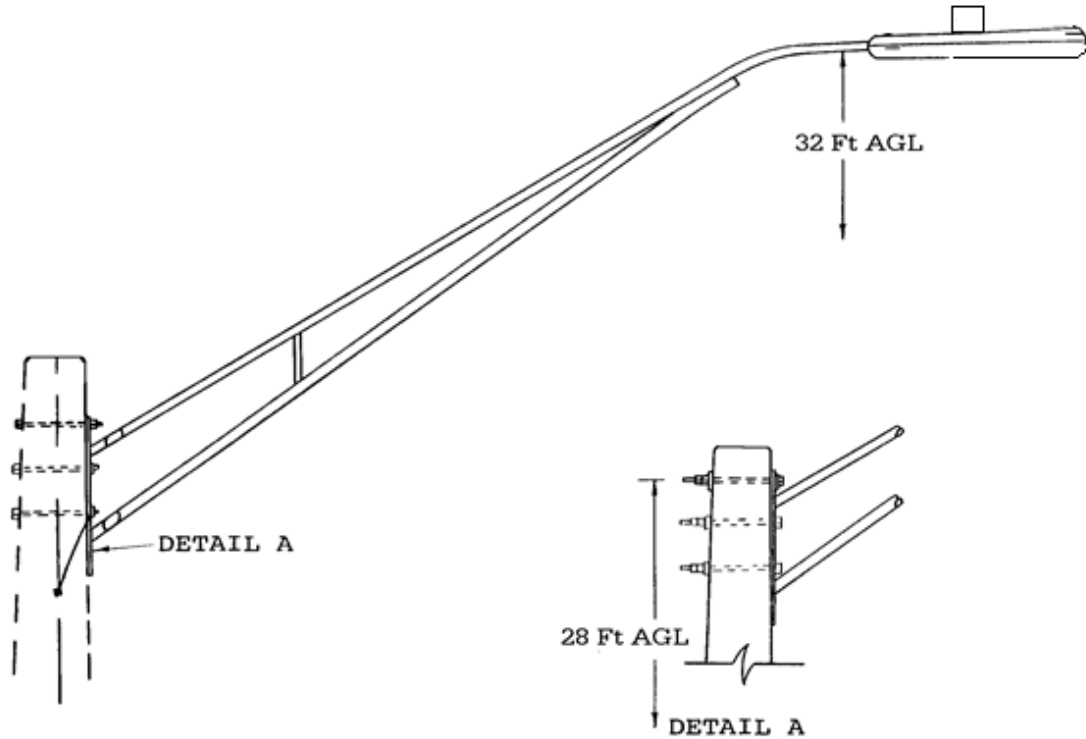
L201 (Mount to existing pole), **L201R** (LED Luminaire & Photocontrol Only), **L201U** (Includes 35/1C pole)
L201T5 (Type-V Distribution with mount to existing pole), **L201T5R** (Type-V Luminaire & Photocontrol Only)

NOTE:

Type-V lighting fixtures have an additional decal next to the NEMA label designating its light distribution type as "V".

L301 – 275W LED COBRAHEAD

OPTIONS: L301, L301R, L301U, L301T5, L301T5R



NOTE: 28' AGL = 28' ABOVE GROUND LEVEL

ITEM	QTY	DESCRIPTION
BKT SL 007	1	BRACKET, TRUSSARM 12FT. 4FT. RISE JEA #DMD-67
CAI UF 001	18	CABLE, STREET LIGHT 12/2 UF CU W/O GROUND
CNN CP 002	1	CONNECTOR, ALUM. COMP. SIDE BY 6-2 2-1/0
CNN CP 008	1	CONNECTOR, ALUM. COMP SIDE BY 6-2 3/0-4/0
CNN VG 003	2	CONNECTOR, VISE TYPE 6-2 SOL. 10-2 SOL.
COB CO 028	3	CONDUCTOR, BARE COPPER #4 SOL. SOFT DRAWN
COV IC 002	1	COVER COMP. CONNECTORS INSULATING
STL LE 003	1	LUMINAIRE, LED IES TYPE M.N. III
STL PC 010	1	PHOTOCONTROL, LONG LIFE FOR LED, TWIST-LOCK

OPTIONS: (INCLUDES NECESSARY WIRE)

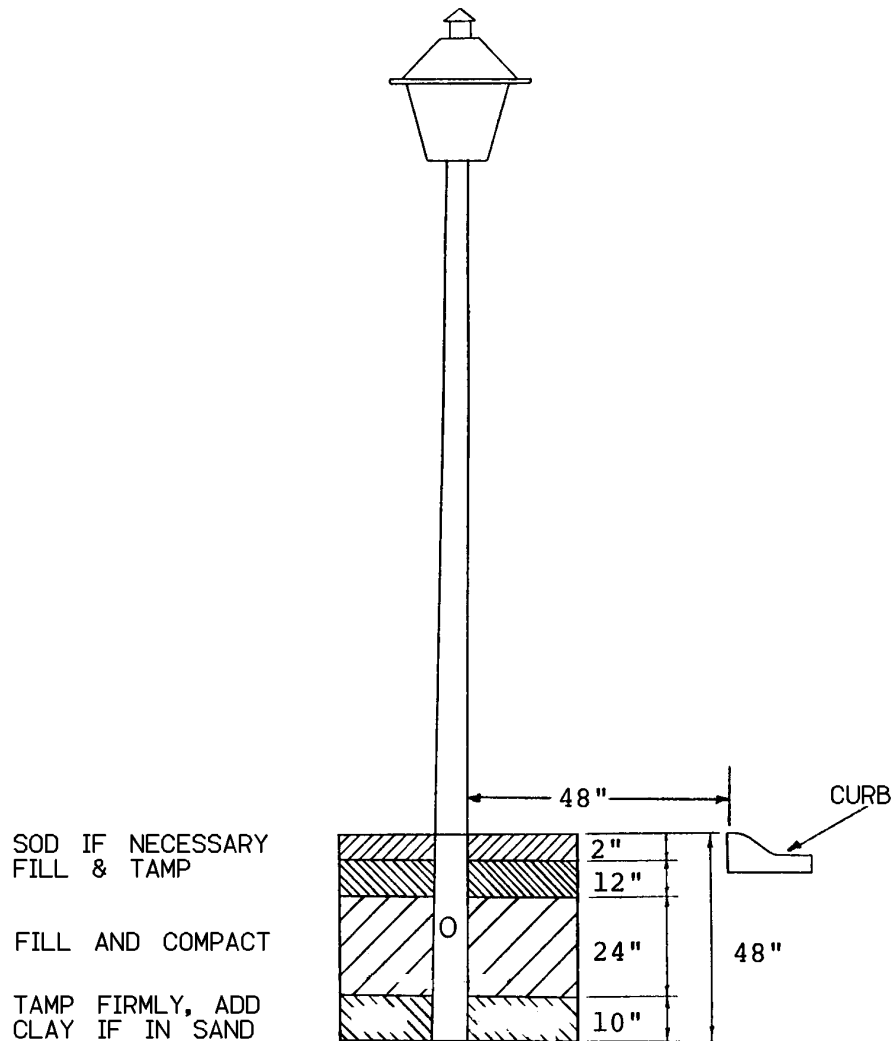
L301 (Mount to existing pole), **L301R** (LED Luminaire & Photocontrol Only), **L301U** (Includes 35/1C pole)

L301T5 (Type-V Distribution with mount to existing pole), **L301T5R** (Type-V Luminaire & Photocontrol Only)

NOTE:

Type-V lighting fixtures have an additional decal next to the NEMA label designating its light distribution type as "V".

L401 / L403 – 40W / 72W LED POST TOP



ITEM	QTY	DESCRIPTION
CAI UF 001	22	CABLE, STREET LIGHT 12/2 UF CU W/O GROUND
POL FG 001	1	POLE, 18FT. FIBERGLASS
STL LE ____	1	LUMINAIRE, POLE TOP, SEE PLATE OPTIONS, 120 VOLTS
STL PC 010	1	PHOTOCONTROL, LONG LIFE FOR LED, TWIST-LOCK

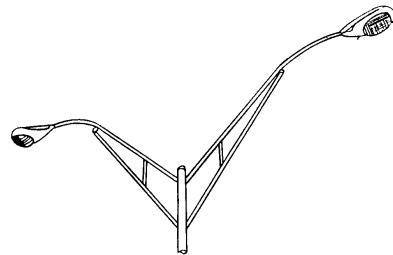
OPTIONS:

L401 (includes FG pole) **L401R** (Post Top LED Luminaire & PC only)
L402 (Retrofit LED Luminaire & PC only)
L403 (includes FG pole) **L403R** (Post Top LED Luminaire & PC only)

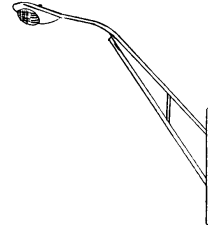
STL LE 004 (40W LED)
STL LE 006 (40W LED Retrofit for STLLU005)
STL LE 010 (72W LED)

NOTE: LED retrofit plate option only available for 70W HPS.

L601_ – 40W LED COBRAHEAD FIXTURE ON 27FT ALUMINUM POLE



DOUBLE TRUSS (DT)



TRUSS (T)

AVAILABLE BRACKET
LENGTHS
8 FT
12 FT
15 FT

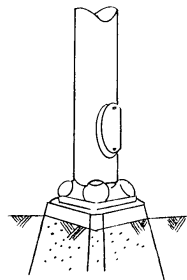


PLATE	ITEM	QTY	DESCRIPTION
L601T	BKT SL ____	1	BRACKET, STREET LIGHT, TRUSS (8' – 004, 12' – 005, 15' – 006)
	CAI UF 001	50	CABLE, STREET LIGHT 12/2 UF CU W/O GROUND
	CLA TG 001	1	CLAMP, TRANSFORMER TANK GROUND, "BRONZE" 6 SOL - 1 STR.
	POL AL 002	1	POLE, STREET LIGHT 27 FT SINGLE TRUSS
	STL LE 001	1	LUMINAIRE, 40W, LED, ROADWAY
	STL PC 010	1	PHOTOCONTROL, LONG LIFE FOR LED, TWIST-LOCK
PLATE OPTIONS: *8, *12, *15 EXAMPLE: L601T*12			
L601DT	BKT SL ____	2	BRACKET, STREET LIGHT, TRUSS (8' – 004, 12' – 005, 15' – 006)
	CAI UF 001	50	CABLE, STREET LIGHT 12/2 UF CU W/O GROUND
	CLA TG 001	1	CLAMP, TRANSFORMER TANK GROUND, "BRONZE" 6 SOL - 1 STR.
	POL AL 003	1	POLE, STREET LIGHT 27 FT DOUBLE TRUSS
	STL LE 001	2	LUMINAIRE, 40W, LED, ROADWAY
	STL PC 010	2	PHOTOCONTROL, LONG LIFE FOR LED, TWIST-LOCK
PLATE OPTIONS: *8, *12, *15 EXAMPLE: L601DT*12			

NOTE:

Locations that require a new anchor base, plate **ANCBASE2** (see ANCBASE_). Height of fixture above ground level is 28.75-ft with respect to anchor base. If breakaway T-base required, add **STLBA003** to job.

L1501_ – 115W / 275W LED COBRAHEAD FIXTURE ON 37FT ALUMINUM POLE

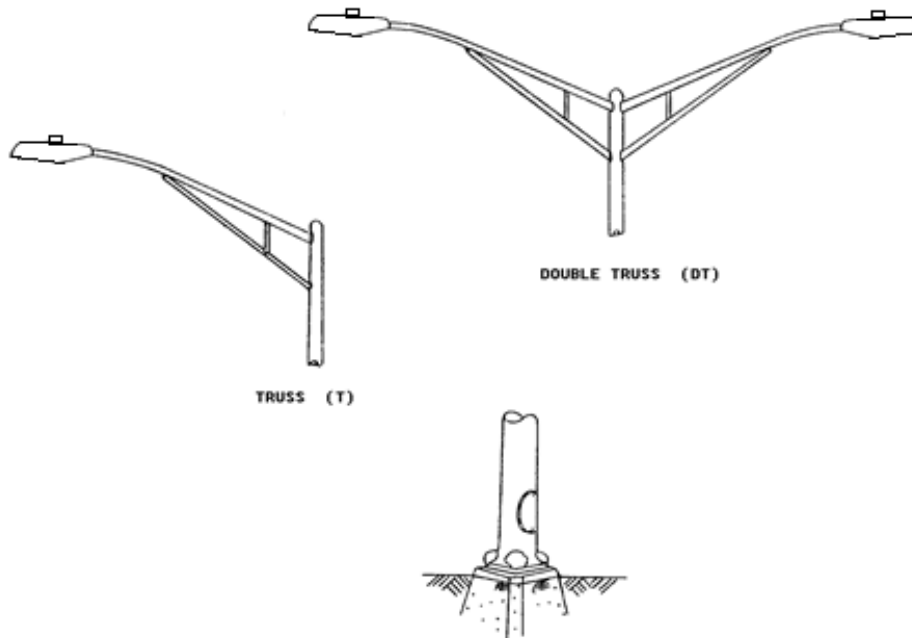


PLATE	ITEM	QTY	DESCRIPTION
L1501T	BKT SL 005	1	BRACKET, STREET LIGHT 12 FT. ALUM. TRUSS STYLE, 3FT. RISE
	CAI UF 001	55	CABLE, STREET LIGHT 12/2 UF CU W/O GROUND
	CLA TG 001	1	CLAMP, TRANSFORMER TANK GROUND, "BRONZE" 6 SOL - 1 STR.
	POL AL 004	1	POLE, STREET LIGHT ALUM-TRUSS ARM 37 FT.
	STL LE ____	1	GENERAL CODE FOR LED LUMINAIRE
	STL PC 010	1	PHOTOCONTROL, LONG LIFE FOR LED, TWIST-LOCK
L1501DT	BKT SL 005	2	BRACKET, STREET LIGHT 12 FT. ALUM. TRUSS STYLE
	CAI UF 001	75	CABLE, STREET LIGHT 12/2 UF CU W/O GROUND
	CLA TG 001	1	CLAMP, TRANSFORMER TANK GROUND, "BRONZE" 6 SOL - 1 STR.
	POL AL 005	1	POLE, STREET LIGHT ALUM-TWIN TRUSS ARM 37 FT.
	STL LE ____	2	GENERAL CODE FOR LED LUMINAIRE
	STL PC 010	2	PHOTOCONTROL, LONG LIFE FOR LED, TWIST-LOCK

OPTIONS:

L1501T*115

L1501DT*115

L1501T*275

L1501DT*275

NOTE:

Locations that require a new anchor base, plate **ANCBASE4** (see ANCBASE_). Height of fixture above ground level is 39.5-ft with respect to anchor base. If breakaway T-base required, add **STLBA002** to job.

L1601_ – 115W LED COBRAHEAD FIXTURE ON 27FT ALUMINUM POLE

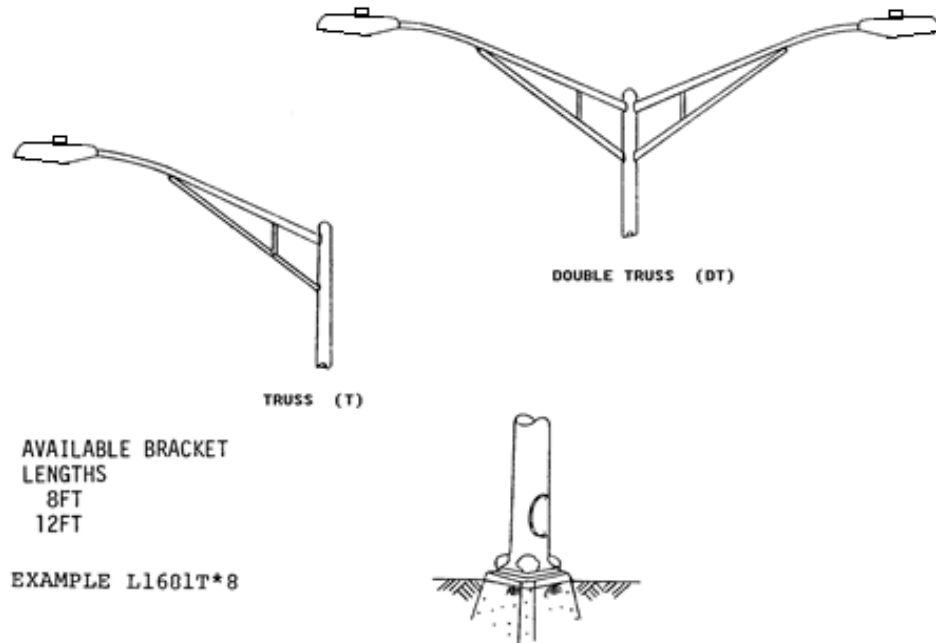


PLATE	ITEM	QTY	DESCRIPTION
L1601T	BKT SL ____	1	GENERAL CODE FOR STREET LIGHT BRACKET
	CAI UF 001	65	CABLE, STREET LIGHT 12/2 UF CU W/O GROUND
	CLA TG 001	1	CLAMP, TRANSFORMER TANK GROUND, "BRONZE" 6 SOL - 1 STR.
	POL AL 002	1	POLE, STREET LIGHT ALUM-TRUSS ARM 27 FT.
	STL LE 002	1	LUMINARE, LED. IES TYPE M.N. III
	STL PC 010	1	PHOTOCONTROL, LONG LIFE FOR LED FIXTURE
L1601DT	BKT SL ____	2	GENERAL CODE FOR STREET LIGHT BRACKET
	CAI UF 001	85	CABLE, STREET LIGHT 12/2 UF CU W/O GROUND
	CLA TG 001	1	CLAMP, TRANSFORMER TANK GROUND, "BRONZE" 6 SOL - 1 STR.
	POL AL 003	1	POLE, STREET LIGHT ALUM-TWIN TRUSS ARM 27 FT.
	STL LE 002	2	LUMINARE, LED. IES TYPE M.N. III
	STL PC 010	2	PHOTOCONTROL, LONG LIFE FOR LED FIXTURE

OPTIONS:

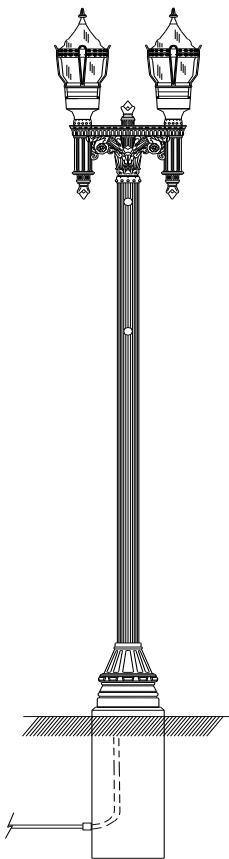
L1601T*8
L1601T*12

L1601DT*8
L1601DT*12

NOTE:

Locations that require a new anchor base, plate **ANCBASE2** (see ANCBASE_). Height of fixture above ground level is 28.75-ft with respect to anchor base. If breakaway T-base required, add **STLBA003** to job.

LDDA01 – 100W LED DOUBLE DECORATIVE ACORN ON 14FT ALUMINUM POLE



ITEM	QTY	DESCRIPTION
CAI UF 001	30	CABLE, STREET LIGHT 12/2 UF CU W/O GROUND
CLA TG 001	1	CLAMP, TRANSFORMER TANK GROUND, "BRONZE" 6 SOL - 1 STR.
POL AL 006	1	AL. POLE, 14FT., 6 IN. DIA., BANNER ARM
STL DE 004	1	SUNFLOWER ARM
STL LE 008	2	100W LED DECORATIVE UTILITY ACORN FIXTURE W/ GOLD BANDS
STL PC 010	2	PHOTOCONTROL, LONG LIFE FOR LED, TWIST-LOCK

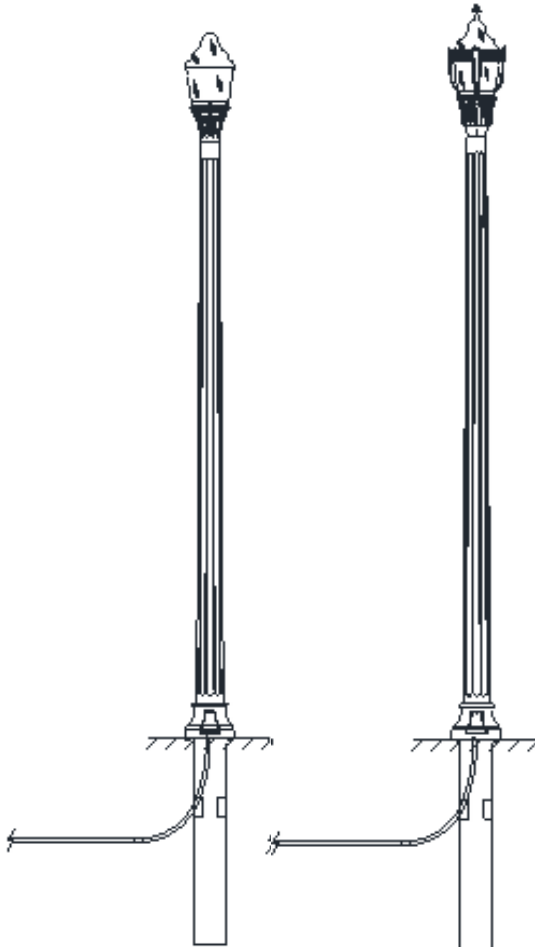
OPTIONS: **LDDA01*BA** – Includes four (4) banner arm assemblies, **LDDA01R** – replacement fixtures & photocontrols

NOTES:

- Locations that require a new anchor base, plate **ANCBASE6** (see ANCBASE_).
- Contractors are required to install JEA's standard concrete base with the conduit system.
- See Note 7 in the UNDERGROUND FED LIGHTING NOTES section about pole placement & banner arms.
- For retrofit kit option, use **LDA01*RETRO** with a quantity of **two (2)** for double acorn applications. The retrofit is a replacement for existing Holophane-branded HID acorns and only includes the LED base. Decorative globe of the existing Holophane fixture must be reused.

LPA01*DC / LDA01*DC – 100W LED PLAIN ACORN or DECORATIVE ACORN ON 13FT DECORATIVE CONCRETE POLE

OPTIONS: LPA01R, LDA01R




OPTION	ITEM
LPA01*DC (PLAIN ACORN)	STLLE014
LDA01*DC (DECORATIVE ACORN)	STLLE008

ITEM	QTY	DESCRIPTION
STL LE 0 _ _	1	GENERAL CODE FOR FIXTURE (SEE OPTIONS ABOVE)
STL PC 010	1	PHOTOCONTROL, LONG LIFE FOR LED, TWIST-LOCK
CAI UF 001	22	CABLE; STREET LIGHT UF 12 CU 2/C
POL CO 040	1	13 FT. DECORATIVE CONC. POLE
TAG HO 001	1	HOLDER, VERTICAL TAG, CLEAR POLYCARBONATE

OPTIONS: LPA01R (Plain), LDA01R (Decorative) – replacement fixture & photocontrol

LDA01*14 – 100W LED SINGLE DECORATIVE ACORN ON 14FT ALUMINUM POLE

OPTIONS: LDA01R, LDA01*RETRO



ITEM	QTY	DESCRIPTION
CAI UF 001	22	CABLE, STREET LIGHT 12/2 UF CU W/O GROUND
CLA TG 001	1	CLAMP, TRANSFORMER TANK GROUND, "BRONZE" 6 SOL - 1 STR.
POL AL 008	1	AL. POLE, 14FT., 5 IN. DIA., NO BANNER ARM PROVISIONS
STL LE 008	1	100W LED DECORATIVE UTILITY ACORN FIXTURE W/ GOLD BANDS
STL PC 010	1	PHOTOCONTROL, LONG LIFE FOR LED, TWIST-LOCK

OPTIONS: LDA01R (replacement fixture & PC), LDA01*RETRO (retrofit kit)

NOTES:

Locations that require a new anchor base, plate **ANCBASE6** (see ANCBASE_).

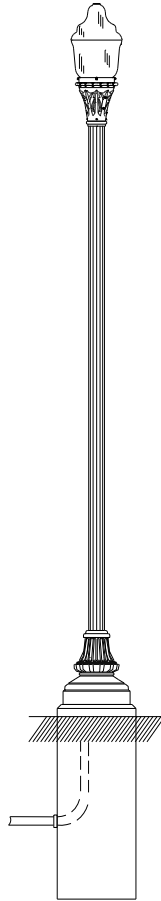
The developer's contractors are required to install a concrete base with the conduit system.

The retrofit is a replacement for existing Holophane-branded HID acorns and only includes the LED base.

Decorative globe of the existing Holophane fixture must be reused.

LPA01*14 – 100W LED SINGLE PLAIN ACORN ON 14FT ALUMINUM POLE

OPTIONS: LPA01*DC, LDA01R, LPA01*RETRO



ITEM	QTY	DESCRIPTION
CAI UF 001	22	CABLE, STREET LIGHT 12/2 UF CU W/O GROUND
CLA TG 001	1	CLAMP, TRANSFORMER TANK GROUND, "BRONZE" 6 SOL - 1 STR.
POL AL 008	1	AL. POLE, 14FT., 5 IN. DIA., NO BANNER ARM PROVISIONS
STL LE 014	1	100W LED PLAIN ACORN-STYLE FIXTURE
STL PC 010	1	PHOTOCONTROL, LONG LIFE FOR LED, TWIST-LOCK

OPTIONS: LPA01*DC(w/ 13-ft decorative concrete pole), LPA01R (replacement fixture & photocontrol), LPA01*RETRO (retrofit kit)

NOTES:

Locations that require a new anchor base, plate **ANCBASE6** (see ANCBASE_).

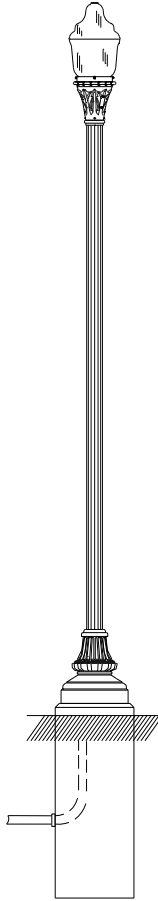
The developer's contractors are required to install a concrete base with the conduit system.

The retrofit is a replacement for existing Holophane-branded HID acorns and only includes the LED base.

Plain globe of the existing Holophane fixture must be reused.

LPA03*14 – 60W LED, 4000K CCT SINGLE PLAIN ACORN ON 14FT ALUMINUM POLE

OPTIONS: LPA03*DC, LPA03R



ITEM	QTY	DESCRIPTION
CAI UF 001	22	CABLE, STREET LIGHT 12/2 UF CU W/O GROUND
CLA TG 001	1	CLAMP, TRANSFORMER TANK GROUND, "BRONZE" 6 SOL - 1 STR.
POL AL 008	1	AL. POLE, 14FT., 5 IN. DIA., NO BANNER ARM PROVISIONS
STL LE 013	1	60W LED, PLAIN ACORN-STYLE FIXTURE
STL PC 010	1	PHOTOCONTROL, LONG LIFE FOR LED FIXTURE

OPTIONS: LPA03*DC (w/ 13-ft decorative concrete pole), LPA03R (4000K Plain Acorn replacement fixture & photocontrol)

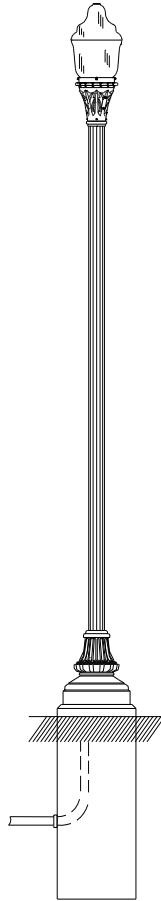
NOTES:

Locations that require a new anchor base, plate **ANCBASE6** (see ANCBASE_).

The developer's contractors are required to install a concrete base with the conduit system.

LPA04*14 – 60W LED, 3000K CCT SINGLE PLAIN ACORN ON 14FT ALUMINUM POLE

OPTIONS: LPA04*DC, LPA04R



ITEM	QTY	DESCRIPTION
CAI UF 001	22	CABLE, STREET LIGHT 12/2 UF CU W/O GROUND
CLA TG 001	1	CLAMP, TRANSFORMER TANK GROUND, "BRONZE" 6 SOL - 1 STR.
POL AL 008	1	AL. POLE, 14FT., 5 IN. DIA., NO BANNER ARM PROVISIONS
STL LE 021	1	60W, 3000K CCT LED PLAIN ACORN-STYLE FIXTURE
STL PC 010	1	PHOTOCONTROL, LONG LIFE FOR LED FIXTURE

OPTIONS: LPA04*DC (w/ 13-ft decorative concrete pole), LPA04R (3000K Plain Acorn replacement fixture & photocontrol)

NOTES:

Locations that require a new anchor base, plate **ANCBASE6** (see ANCBASE_).

The developer's contractors are required to install a concrete base with the conduit system.


Plain acorns with 3000K correlated color temperature will have a decal showing "3K" affixed on it.

LTDT01 / LTDS01 – 150W LED TEAR DROP FIXTURE ON 35FT OCTAGONAL CONCRETE POLE

OPTIONS: LTDT01*150, LTDS01*150



TWIN ARM (T)



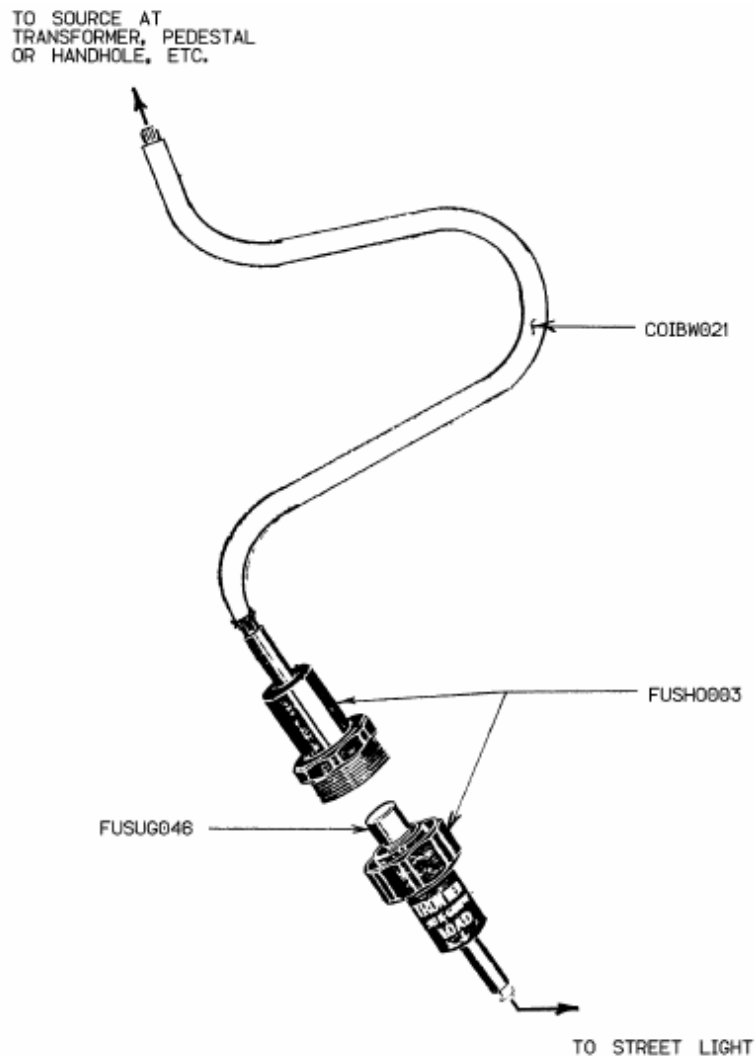
SINGLE ARM (S)

PLATE	ITEM	QTY	DESCRIPTION
LTDT01	BKT SL 015	1	TWIN 72" AL. CROSSARM FOR TEAR DROP
	CAI UF 001	100	CABLE, STREET LIGHT 12/2 UF CU W/O GROUND
	CLA TG 001	1	CLAMP, TRANSFORMER TANK GROUND, "BRONZE" 6 SOL - 1 STR.
	POL CO 041	1	POLE, STREET LIGHT 35 FT. OCTAGONAL POLE
	STL LE 011	2	LUMINAIRE, 150W LED (250W HPS EQUIVALENT), TEAR DROP
	STL PC 010	2	PHOTOCONTROL, LONG LIFE FOR LED FIXTURE
LTDS01	BKT SL 014	1	SINGLE 72" AL. CROSSARM FOR TEAR DROP
	CAI UF 001	50	CABLE, STREET LIGHT 12/2 UF CU W/O GROUND
	CLA TG 001	1	CLAMP, TRANSFORMER TANK GROUND, "BRONZE" 6 SOL - 1 STR.
	POL CO 041	1	POLE, STREET LIGHT 35 FT. OCTAGONAL POLE
	STL LE 011	1	LUMINAIRE, 150W LED (250W HPS EQUIVALENT), TEAR DROP
	STL PC 010	1	PHOTOCONTROL, LONG LIFE FOR LED FIXTURE

OPTIONS: LTDT01R*150 (replacement twin TD fixtures & photocontrols), LTDS01R*150 (replacement single TD fixture & photocontrol)

NOTE:
Install G3C

USTSL – STREET LIGHT CONNECTIONS - FUSE



ITEM	QTY	DESCRIPTION
COI BW 021	2	WIRE, #6STR., THWN INSUL. 600V
FUS HO 003	1	FUSE HOLDER, SECONDARY, STREET LIGHT
FUS UG 046	1	FUSE, FERRULE CONTACT, 20 AMP
COV SP 002	1	COVER, SPLICE, "FLOOD SEAL" 600-VOLT WATERTIGHT COVER EPDM, RANGE #14 - 2/0

USS-SL* – SECONDARY SPLICE WITH STREET LIGHT CONNECTION

(REFERENCE FROM UNDERGROUND DISTRIBUTION STANDARDS MANUAL)

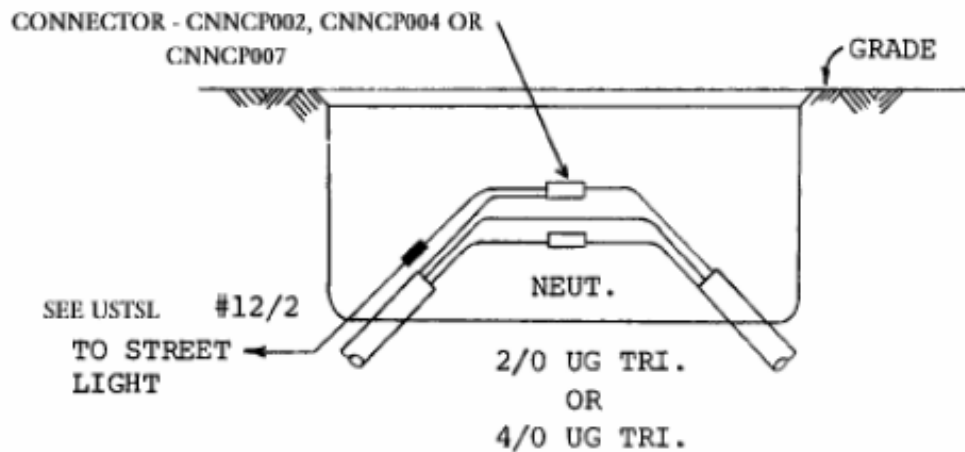
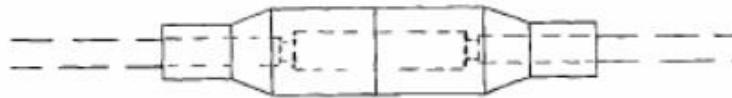


PLATE	ITEM	QTY	DESCRIPTION
USS-SL*2/0	CNNCP002	1	CONNECTOR, AL. COMP. SIDE-BY 6-2 2-1/0
	CNNCP004	1	CONNECTOR, AL. COMP. SIDE-BY 1/0-2/0 1/0-3/0
	PADHA001	2	PAD, VINYL MASTIC (INSULATING)
	TAPEL009	1	TAPE, VINYL PLASTIC ELECTRICAL
USS-SL*4/0	CNNCP004	1	CONNECTOR, AL COMP. SIDE-BY 1/0-2/0 1/0-3/0
	CNNCP007	1	CONNECTOR, AL. COMP SIDE-BY 3/0-4/0 3/0-4/0
	PADMA001	2	PAD, VINYL MASTIC (INSULATING)
	TAPEL009	1	TAPE, VINYL PLASTIC ELECTRICAL

USS* – SECONDARY SPLICE

(REFERENCE FROM UNDERGROUND DISTRIBUTION STANDARDS MANUAL)

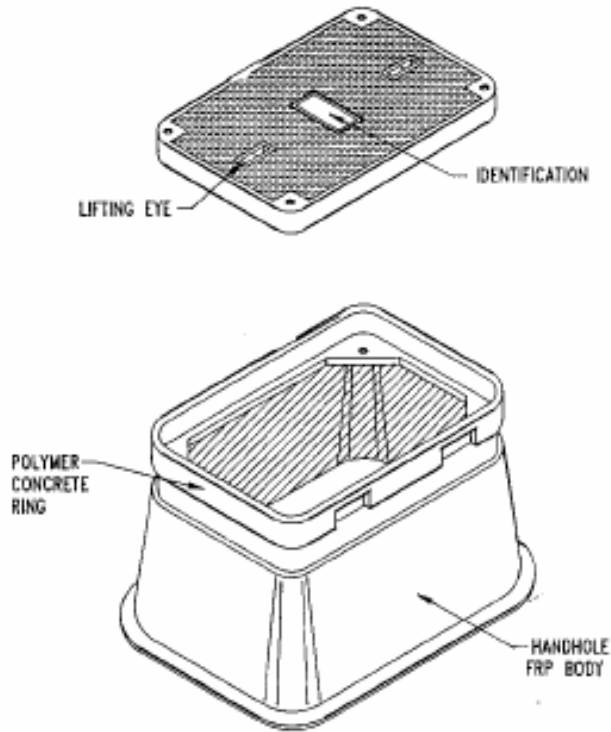
SECONDARY STRAIGHT SPLICE**BUSS CONNECTORS**

STRAIGHT SPLICE			
PLATE	ITEM	QTY	DESCRIPTION
USS*1	SPLKT001	1	SPLICE/REPAIR KIT, SEC, #1 AL/CU
USS*2/0	SPLKT002	1	SPLICE/REPAIR KIT, SEC, #2/0 AL/CU
USS*4/0	SPLKT003	1	SPLICE/REPAIR KIT, SEC, #4/0 AL/CU
USS*350	SPLKT004	1	SPLICE/REPAIR KIT, SEC, 350KCM AL/CU
USS*500	SPLKT005	1	SPLICE/REPAIR KIT, SEC, 500KCM AL/CU
USS*6/350	SPLKT006	1	SPLICE/REPAIR KIT, SEC, RANGE #6- 350KCM AL/CU

BUSS CONNECTORS			
PLATE	ITEM	QTY	DESCRIPTION
USS*500B	CNNSP001	1	BUSS CONNECTOR, 4 OUTLET, #6-500KCM AL/CU
USS*750B	CNNSP002	1	BUSS CONNECTOR, 6 OUTLET, #2-750KCM AL/CU

SERV-BOX-_*_ – POLYMER CONCRETE SERVICE BOX

(REFERENCE FROM UNDERGROUND DISTRIBUTION STANDARDS MANUAL)



MSERV-BOX OPTIONS

Installation Conditions:

C – Cold-New Construction

H – Hot-Construction around Existing Cables

EXAMPLE: MSERV-BOX-P*C

SERV-BOX OPTIONS

Installation Conditions:

U – New Undeveloped Area

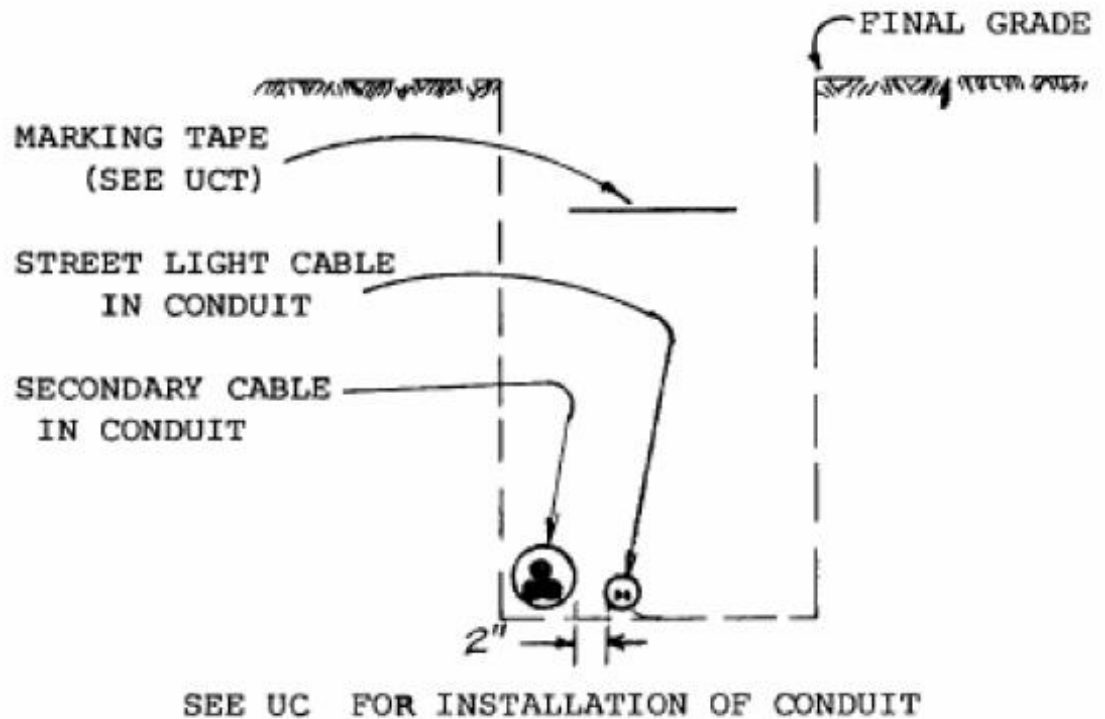
D – Existing Developed Area

EXAMPLE: SERV-BOX-C*D

PLATE	QTY	ITEM ID	DESCRIPTION	# OF SERVICES (Assume 3-inch into box)
SERV-BOX-P*_	1	BOXPS001	13"x24"x18" / Dead end	3 Street Lights
			13"x24"x18" / Continuous	3-inch out to next box + 2 Lights
SERV-BOX-C*_	1	BOXSE001	17"x30"x18" / Dead end	2 House services + 1 Light
			17"x30"x18" / Continuous	3-inch out to next box + 1 House + 1 Light
SERV-BOX-D*_	1	BOXSE002	24"x36"x18" / Dead end	2 House service + 2 Lights
			24"x36"x18" / Continuous	3-inch out to next box + 2 House + 2 Light

USC* - SECONDARY CABLE IN EXISTING CONDUIT

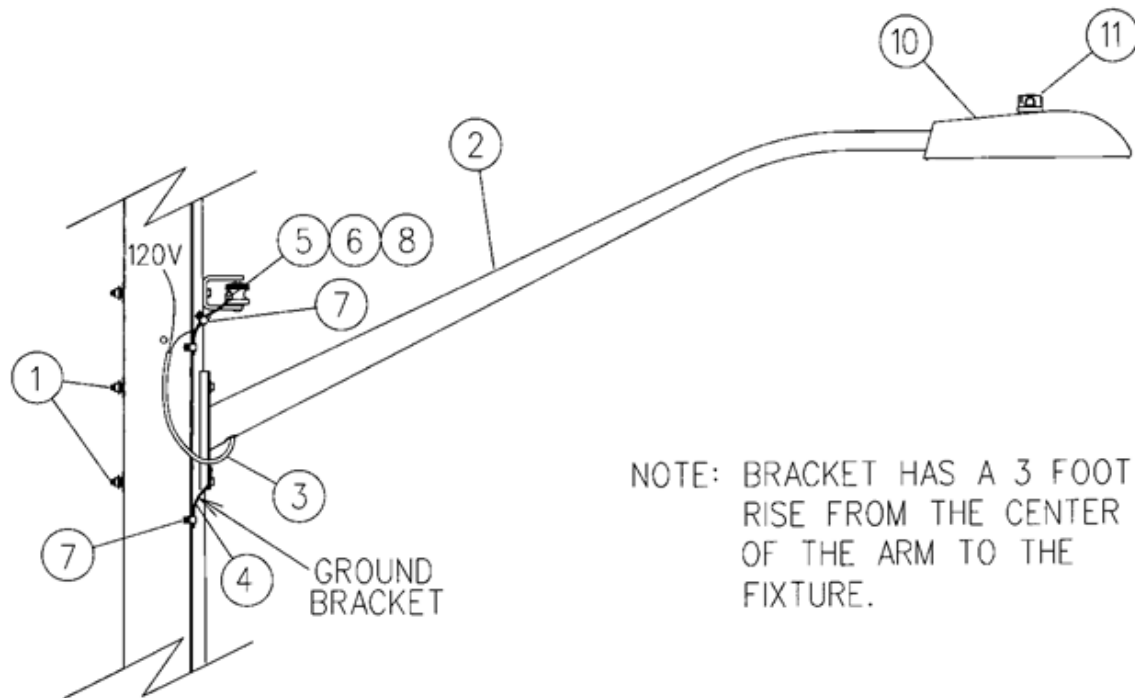
(REFERENCE FROM UNDERGROUND DISTRIBUTION STANDARDS MANUAL)



OPTION	ITEM	QTY	DESCRIPTION
USC*12D	CAI UF 001	1	#12 CU DUPLEX (ST. LT.)
USC*2/0T	CAI US 002	1	2/0 AL U.S.E. TRIPLEX

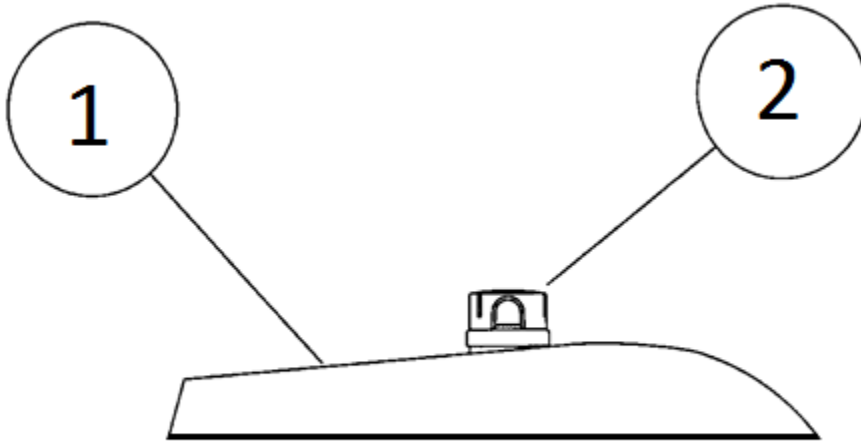
OVERHEAD FED

L101 – 40W LED ROADWAY FIXTURE

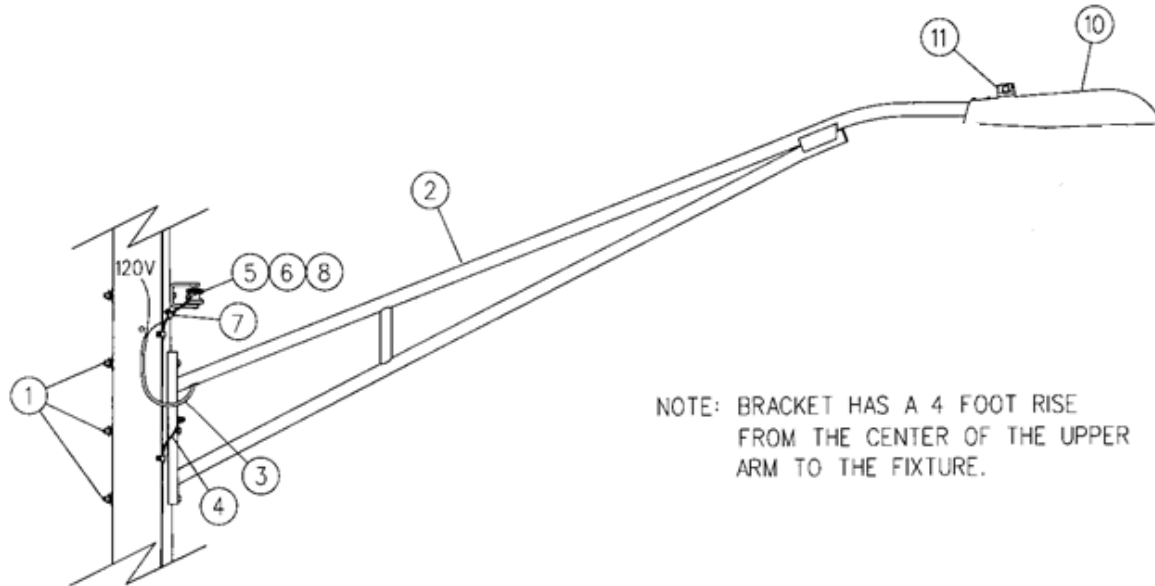


NO.	ITEM ID	QTY	DESCRIPTION
1	BOL MS 020	2	BOLT, MACHINE, SQUARE HEAD, 5/8X14
2	BKT SL 002	1	BRACKET, STREETLIGHT, 8 FT. LENGTH, 3 FT. RISE, UNIVERSAL BASE
3	CAI UF 001	13	CABLE, STREET LIGHT 12/2 UF CU W/O GROUND
4	COB CO 028	3	CONDUCTOR, COPPER, BARE, #4
5	CNN CP 002	1	CONNECTOR, AL. COMP., SIDE-BY, 6-2 2-1/0
6	CNN CP 008	1	CONNECTOR, AL. COMP., SIDE-BY, 6-2 3/0-4/0
7	CNN VG 003	2	CONNECTOR, VISE GRIP, 6-2 SOL. 10-2 SOL.
8	COV IC 002	1	COVER, INSULATED, "D" SIZE CONNECTORS/SLEEVES
10	STL LE 001	1	LUMINAIRE, 40W, LED, ROADWAY
11	STL PC 010	1	PHOTOCONTROL, LONG LIFE FOR LED, TWIST-LOCK
12	WAS RD 004	2	WASHER, ROUND, 1-3/4 IN. DIA., FOR 5/8 IN. DIA. BOLT
13	WAS SF 003	2	WASHER, SQUARE, FLAT, 3 IN., FOR 3/4 IN. DIA. BOLT
14	WAS SP 002	2	WASHER, SPRING, DOUBLE HELIX, FOR 3/4 IN. DIA. BOLT

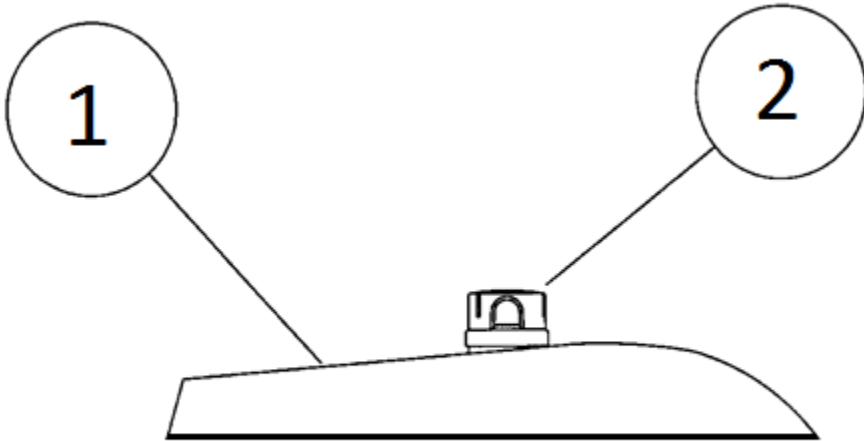
L101R - 40W LED ROADWAY FIXTURE – WITHOUT BRACKET



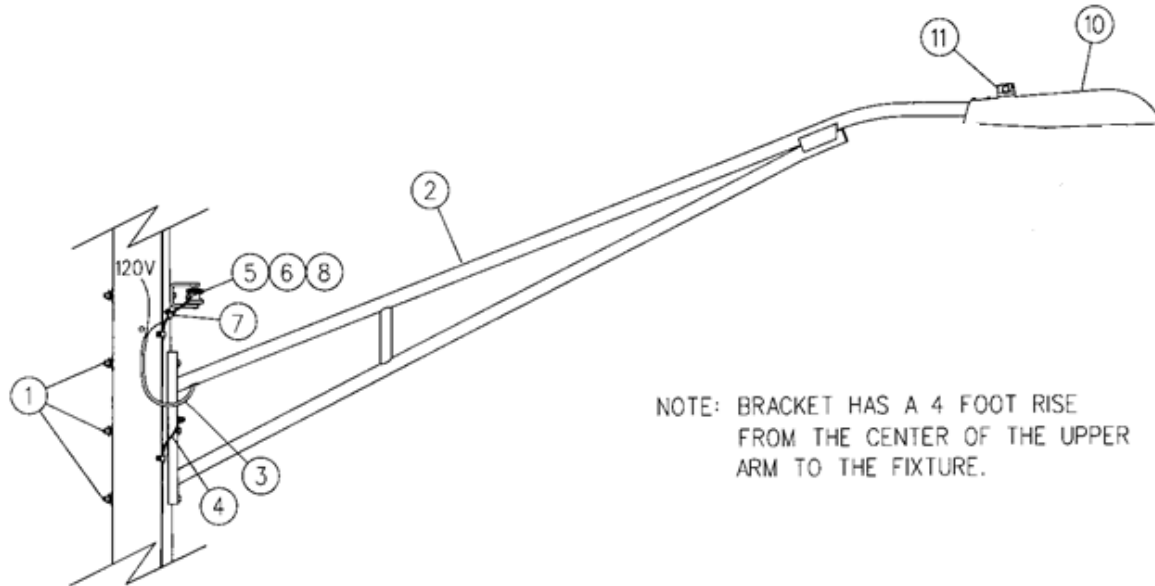
NO.	ITEM ID	QTY	DESCRIPTION
1	STL LE 001	1	LUMINAIRE, 40W, LED, ROADWAY
2	STL PC 010	1	PHOTOCONTROL, LONG LIFE FOR LED, TWIST-LOCK

L201 – 115W LED ROADWAY FIXTURE


NO.	ITEM ID	QTY	DESCRIPTION
1	BOL MS 020	3	BOLT, MACHINE, SQUARE HEAD, 5/8X14
2	BKT SL 007	1	BRACKET, STREETLIGHT, 12 FT. LENGTH, 4 FT. RISE, UNIVERSAL BASE
3	CAI UF 001	18	CABLE, STREET LIGHT 12/2 UF CU W/O GROUND
4	COB CO 028	3	CONDUCTOR, COPPER, BARE, #4
5	CNN CP 002	1	CONNECTOR, AL. COMP., SIDE-BY, 6-2 2-1/0
6	CNN CP 008	1	CONNECTOR, AL. COMP., SIDE-BY, 6-2 3/0-4/0
7	CNN VG 003	2	CONNECTOR, VISE GRIP, 6-2 SOL. 10-2 SOL.
8	COV IC 002	1	COVER, INSULATED, "D" SIZE CONNECTORS/SLEEVES
10	STL LE 002	1	LUMINAIRE, 115W, LED, ROADWAY
11	STL PC 010	1	PHOTOCONTROL, LONG LIFE FOR LED, TWIST-LOCK
12	WAS RD 004	3	WASHER, ROUND, 1-3/4 IN. DIA., FOR 5/8 IN. DIA. BOLT
13	WAS SF 003	3	WASHER, SQUARE, FLAT, 3 IN., FOR 3/4 IN. DIA. BOLT
14	WAS SP 002	3	WASHER, SPRING, DOUBLE HELIX, FOR 3/4 IN. DIA. BOLT

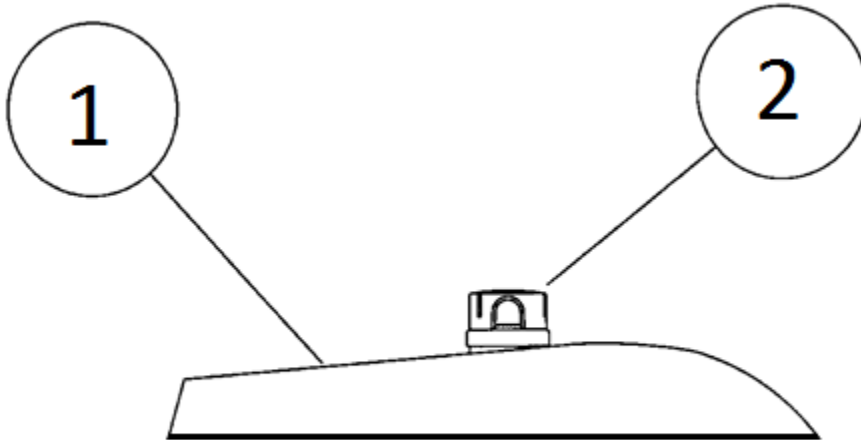
L201R - 115W LED ROADWAY FIXTURE – WITHOUT BRACKET

NO.	ITEM ID	QTY	DESCRIPTION
1	STL LE 002	1	LUMINAIRE, 115W, LED, ROADWAY
2	STL PC 010	1	PHOTOCONTROL, LONG LIFE FOR LED, TWIST-LOCK

L301 - 275W LED ROADWAY FIXTURE


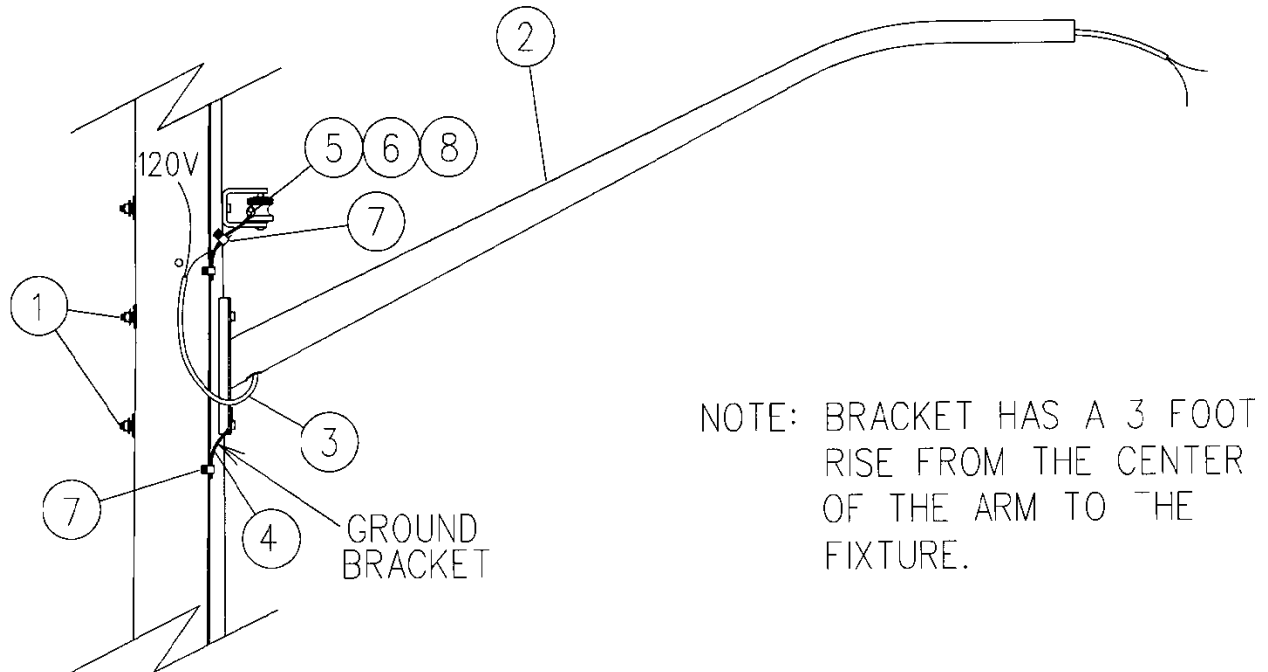
NO.	ITEM ID	QTY	DESCRIPTION
1	BOL MS 020	3	BOLT, MACHINE, SQUARE HEAD, 5/8X14
2	BKT SL 007	1	BRACKET, STREETLIGHT, 12 FT. LENGTH, 4 FT. RISE, UNIVERSAL BASE
3	CAI UF 001	18	CABLE, STREET LIGHT 12/2 UF CU W/O GROUND
4	COB CO 028	3	CONDUCTOR, COPPER, BARE, #4
5	CNN CP 002	1	CONNECTOR, AL. COMP., SIDE-BY, 6-2 2-1/0
6	CNN CP 008	1	CONNECTOR, AL. COMP., SIDE-BY, 6-2 3/0-4/0
7	CNN VG 003	2	CONNECTOR, VISE GRIP, 6-2 SOL. 10-2 SOL.
8	COV IC 002	1	COVER, INSULATED, "D" SIZE CONNECTORS/SLEEVES
10	STL LE 003	1	LUMINAIRE, 275W, LED, ROADWAY
11	STL PC 010	1	PHOTOCONTROL, LONG LIFE FOR LED, TWIST-LOCK
12	WAS RD 004	3	WASHER, ROUND, 1-3/4 IN. DIA., FOR 5/8 IN. DIA. BOLT
13	WAS SF 003	3	WASHER, SQUARE, FLAT, 3 IN., FOR 3/4 IN. DIA. BOLT
14	WAS SP 002	3	WASHER, SPRING, DOUBLE HELIX, FOR 3/4 IN. DIA. BOLT

L301R – 275W LED ROADWAY FIXTURE – WITHOUT BRACKET



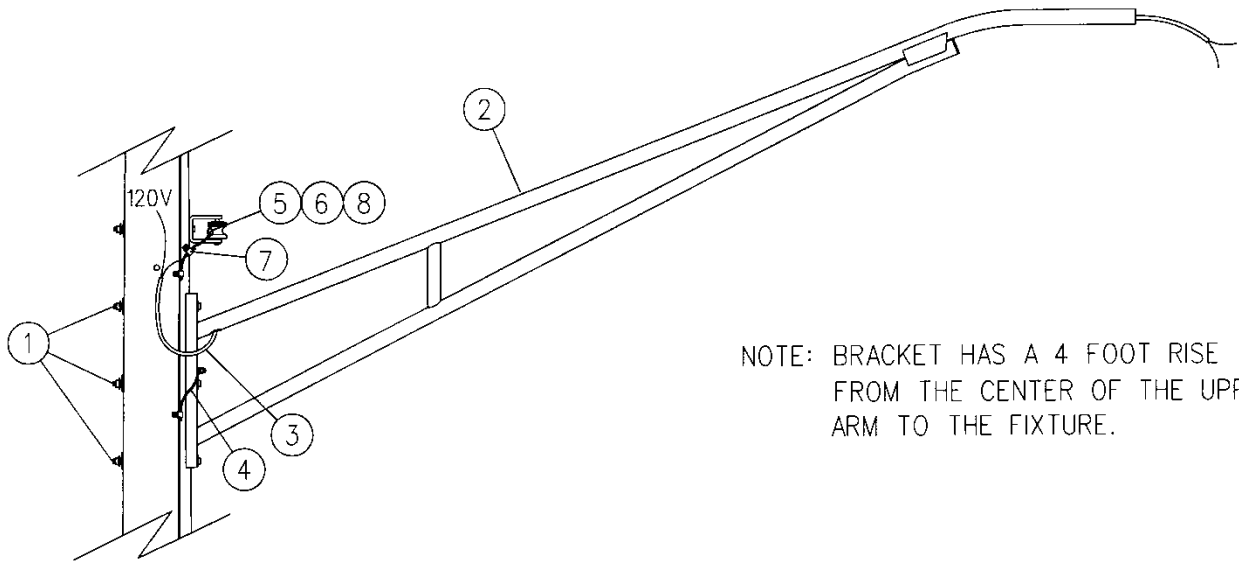
NO.	ITEM ID	QTY	DESCRIPTION
1	STL LE 003	1	LUMINAIRE, 275W, LED, ROADWAY
2	STL PC 010	1	PHOTOCONTROL, LONG LIFE FOR LED, TWIST-LOCK

LB1 – 8FT BRACKET WITHOUT FIXTURE



NO.	ITEM ID	QTY	DESCRIPTION
1	BOL MS 020	2	BOLT, MACHINE, SQUARE HEAD, 5/8X14
2	BKT SL 002	1	BRACKET, STREETLIGHT, 8 FT. LENGTH, 3 FT. RISE, UNIVERSAL BASE
3	CAI UF 001	13	CABLE, STREET LIGHT 12/2 UF CU W/O GROUND
4	COB CO 028	3	CONDUCTOR, COPPER, BARE, #4
5	CNN CP 002	1	CONNECTOR, AL. COMP., SIDE-BY, 6-2 2-1/0
6	CNN CP 008	1	CONNECTOR, AL. COMP., SIDE-BY, 6-2 3/0-4/0
7	CNN VG 003	2	CONNECTOR, VISE GRIP, 6-2 SOL. 10-2 SOL.
8	COV IC 002	1	COVER, INSULATED, "D" SIZE CONNECTORS/SLEEVES
9	WAS RD 004	2	WASHER, ROUND, 1-3/4 IN. DIA., FOR 5/8 IN. DIA. BOLT
10	WAS SF 003	2	WASHER, SQUARE, FLAT, 3 IN., FOR 3/4 IN. DIA. BOLT
11	WAS SP 002	2	WASHER, SPRING, DOUBLE HELIX, FOR 3/4 IN. DIA. BOLT

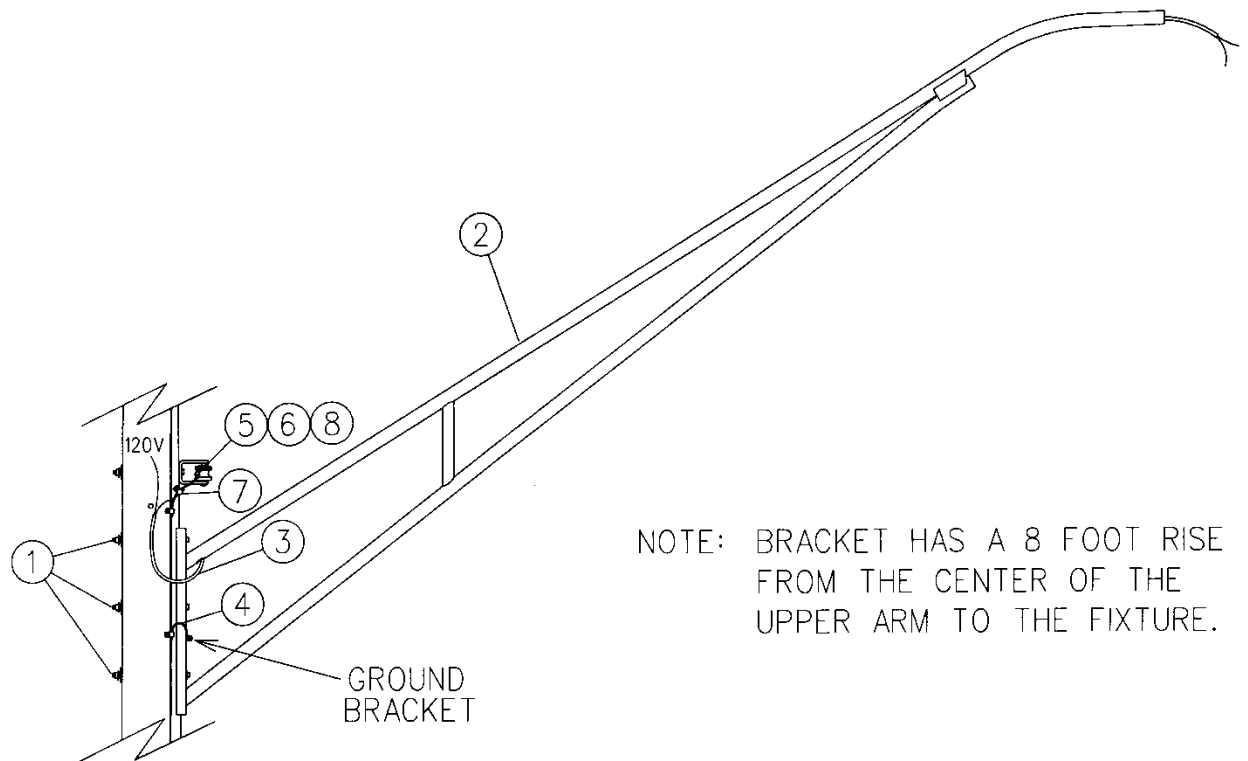
LB2 – 12FT BRACKET WITHOUT FIXTURE



NOTE: BRACKET HAS A 4 FOOT RISE FROM THE CENTER OF THE UPPER ARM TO THE FIXTURE.

NO.	ITEM ID	QTY	DESCRIPTION
1	BOL MS 020	3	BOLT, MACHINE, SQUARE HEAD, 5/8X14
2	BKT SL 007	1	BRACKET, STREETLIGHT, 12 FT. LENGTH, 4 FT. RISE, UNIVERSAL BASE
3	CAI UF 001	18	CABLE, STREET LIGHT 12/2 UF CU W/O GROUND
4	COB CO 028	3	CONDUCTOR, COPPER, BARE, #4
5	CNN CP 002	1	CONNECTOR, AL. COMP., SIDE-BY, 6-2 2-1/0
6	CNN CP 008	1	CONNECTOR, AL. COMP., SIDE-BY, 6-2 3/0-4/0
7	CNN VG 003	2	CONNECTOR, VISE GRIP, 6-2 SOL. 10-2 SOL.
8	COV IC 002	1	COVER, INSULATED, "D" SIZE CONNECTORS/SLEEVES
9	WAS RD 004	3	WASHER, ROUND, 1-3/4 IN. DIA., FOR 5/8 IN. DIA. BOLT
10	WAS SF 003	3	WASHER, SQUARE, FLAT, 3 IN., FOR 3/4 IN. DIA. BOLT
11	WAS SP 002	3	WASHER, SPRING, DOUBLE HELIX, FOR 3/4 IN. DIA. BOLT

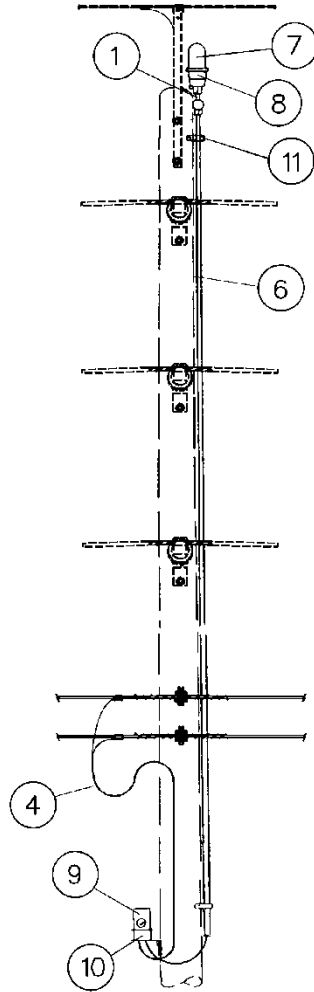
LB3 – 15FT BRACKET WITHOUT FIXTURE



NOTE: THIS BRACKET SHALL ONLY BE INSTALLED ON STAND-ALONE POLES, NOT DISTRIBUTION.

NO.	ITEM ID	QTY	DESCRIPTION
1	BOL MS 020	3	BOLT, MACHINE, SQUARE HEAD, 5/8X14
2	BKT SL 008	1	BRACKET, STREETLIGHT, 15 FT. LENGTH, 8 FT. RISE, UNIVERSAL BASE
3	CAI UF 001	18	CABLE, STREET LIGHT 12/2 UF CU W/O GROUND
4	COB CO 028	3	CONDUCTOR, COPPER, BARE, #4
5	CNN CP 002	1	CONNECTOR, AL. COMP., SIDE-BY, 6-2 2-1/0
6	CNN CP 008	1	CONNECTOR, AL. COMP., SIDE-BY, 6-2 3/0-4/0
7	CNN VG 003	2	CONNECTOR, VISE GRIP, 6-2 SOL. 10-2 SOL.
8	COV IC 002	1	COVER, INSULATED, "D" SIZE CONNECTORS/SLEEVES
9	WAS RD 004	3	WASHER, ROUND, 1-3/4 IN. DIA., FOR 5/8 IN. DIA. BOLT
10	WAS SF 003	3	WASHER, SQUARE, FLAT, 3 IN., FOR 3/4 IN. DIA. BOLT
11	WAS SP 002	3	WASHER, SPRING, DOUBLE HELIX, FOR 3/4 IN. DIA. BOLT

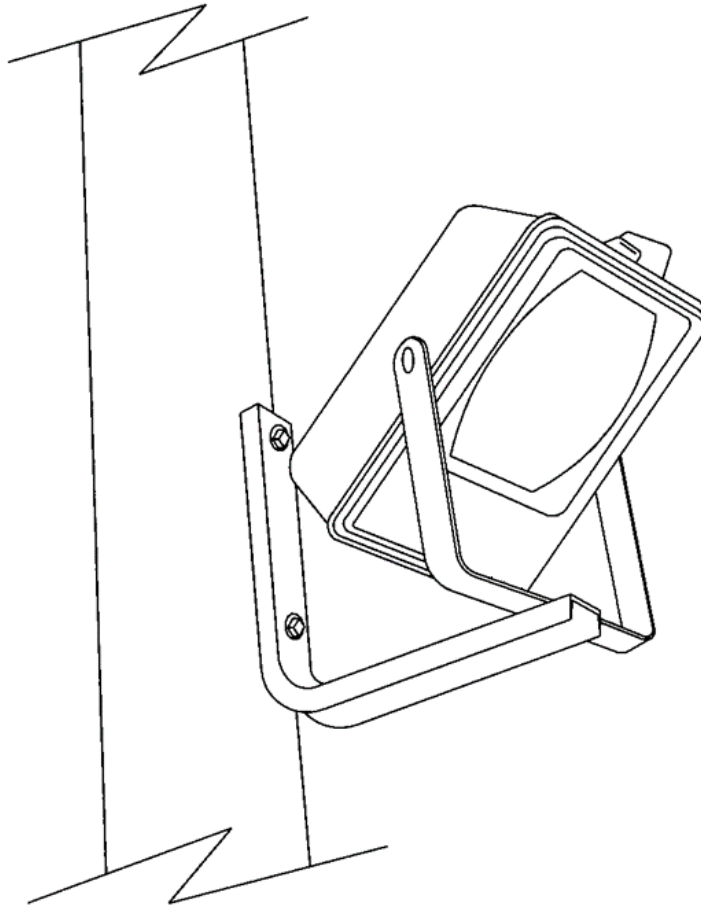
L13 – OBSTRUCTION LIGHT



NO.	ITEM ID	QTY	DESCRIPTION
1	XXX ZZ 075	8	NIPPLE, 1/2" X 1-1/2"
2	XXX ZZ 076	1	T CONNECTOR, 1/2"
3	XXX ZZ 077	2	ELBOW, 1/2"
4	CAI UF 001	30	CABLE, STREET LIGHT 12/2 UF CU W/O GROUND
5	CNN CP 002	2	CONNECTOR, AL. COMP., SIDE-BY, 6-2 2-1/0
6	COD ST 001	30	CONDUIT, STEEL, 1/2"
7	LAM IN 001	2	LAMP, INCANDESCENT, 69 WATT, 120V
8	LIG OB 001	1	LIGHT, OBSTRUCTION
9	STL PC 010	1	PHOTOCONTROL, LONG LIFE, TWIST-LOCK
10	STL PC 004	1	PHOTOCONTROL BRACKET W/ RECEPTACLE
11	STP ST 002	8	STRAP, CONDUIT, 3/4"

FL01*A – SINGLE MOUNT LED FLOODLIGHT

NO SECONDARY OBSTRUCTIONS

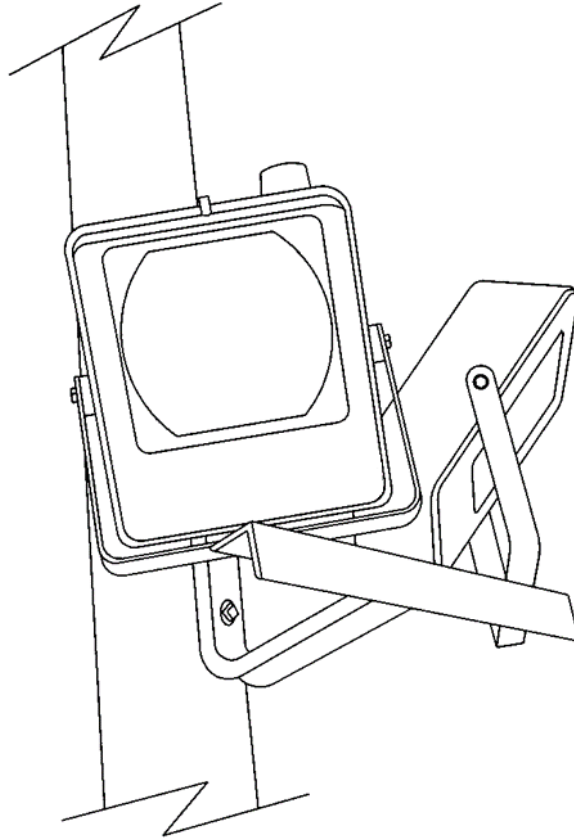


NO.	ITEM ID	QTY	DESCRIPTION
1	BKT SL 013	1	BRACKET, SINGLE MOUNT, FOR FLOODLIGHT
2	BOL MS 020	2	BOLT, MACHINE, SQUARE HEAD, 5/8X14
3	CNN CP 002	1	CONNECTOR, AL. COMP., SIDE-BY, 6-2 2-1/0
4	CNN CP 008	1	CONNECTOR, AL. COMP., SIDE-BY, 6-2 3/0-4/0
5	CNN VG 002	2	CONNECTOR, VISE GRIP, 8-4 SOL. 12-4 SOL.
6	COB CO 028	3	CONDUCTOR, COPPER, BARE, #4
7	COV IC 002	1	COVER, INSULATED, "D" SIZE CONNECTORS/SLEEVES
8	STL LE 012	1	LUMINAIRE, LED FLOODLIGHT
9	STL PC 010	1	PHOTOCONTROL, LONG LIFE FOR LED, TWIST-LOCK
10	WAS RD 004	4	WASHER, ROUND, 1-3/4 IN. DIA., FOR 5/8 IN. DIA. BOLT
11	WAS SF 003	2	WASHER, SQUARE, FLAT, 3 IN., FOR 3/4 IN. DIA. BOLT
12	WAS SP 002	2	WASHER, SPRING, DOUBLE HELIX, FOR 3/4 IN. DIA. BOLT

OPTIONS: FL01R*A (replacement fixture & photocontrol)

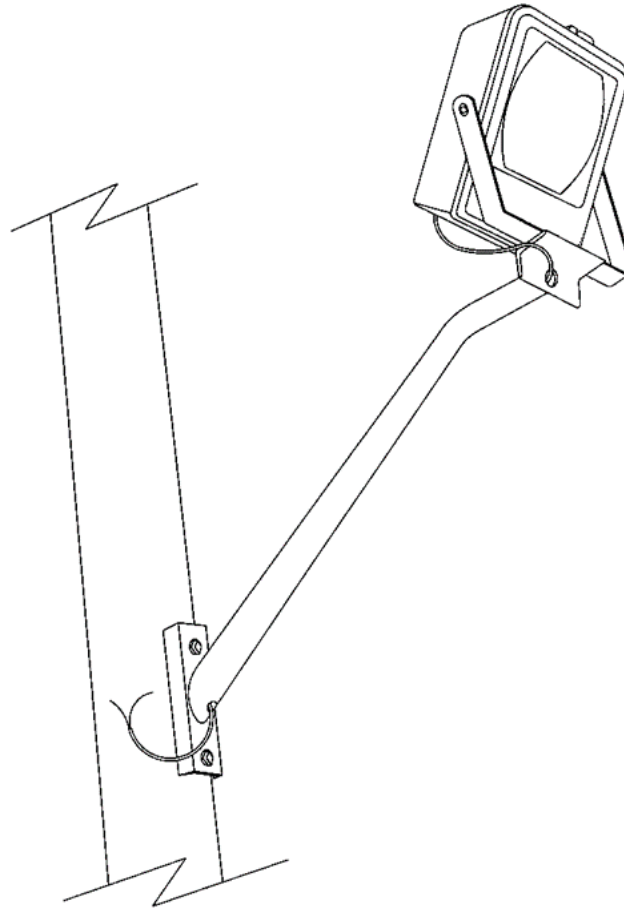
FL02*A – DOUBLE MOUNT LED FLOODLIGHT

NO SECONDARY OBSTRUCTIONS



NO.	ITEM ID	QTY	DESCRIPTION
1	BKT SL 012	1	BRACKET, FLOODLIGHT ADAPTER
2	BKT SL 013	1	BRACKET, SINGLE MOUNT, FOR FLOODLIGHT
3	BOL MS 020	2	BOLT, MACHINE, SQUARE HEAD, 5/8X14
4	CNN CP 002	2	CONNECTOR, AL. COMP., SIDE-BY, 6-2 2-1/0
5	CNN CP 008	2	CONNECTOR, AL. COMP., SIDE-BY, 6-2 3/0-4/0
6	CNN VG 002	3	CONNECTOR, VISE GRIP, 8-4 SOL. 12-4 SOL.
7	COB CO 028	3	CONDUCTOR, COPPER, BARE, #4
8	COV IC 002	2	COVER, INSULATED, "D" SIZE CONNECTORS/SLEEVES
9	STL LE 012	2	LUMINAIRE, LED FLOODLIGHT
10	STL PC 010	2	PHOTOCONTROL, LONG LIFE FOR LED, TWIST-LOCK
11	WAS RD 004	4	WASHER, ROUND, 1-3/4 IN. DIA., FOR 5/8 IN. DIA. BOLT
12	WAS SF 003	2	WASHER, SQUARE, FLAT, 3 IN., FOR 3/4 IN. DIA. BOLT
13	WAS SP 002	2	WASHER, SPRING, DOUBLE HELIX, FOR 3/4 IN. DIA. BOLT

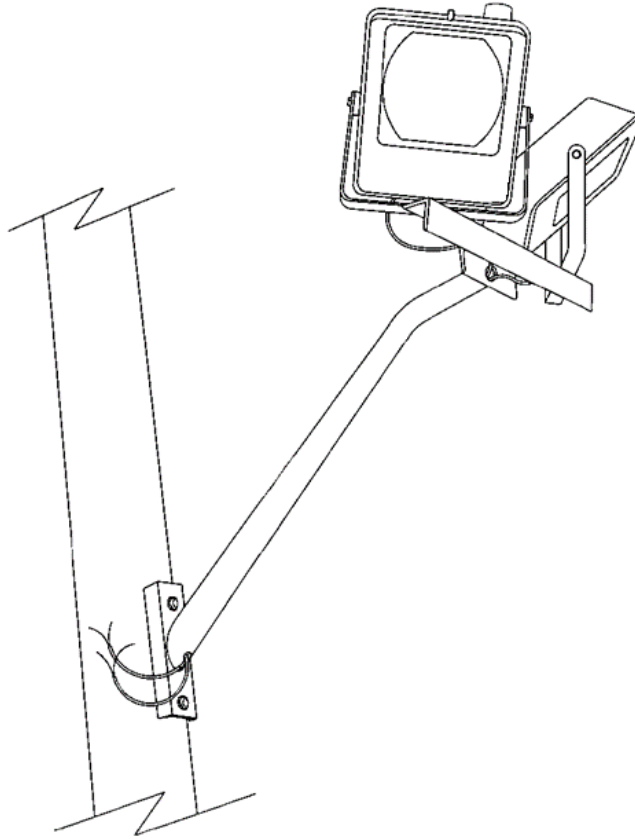
OPTIONS: FL02R*A (two replacement fixtures & photocontrols)

FL03*A – SINGLE MOUNT LED FLOODLIGHT WITH OBSTRUCTIONS

NO.	ITEM ID	QTY	DESCRIPTION
1	BKT SL 011	1	BRACKET, SINGLE MOUNT, FOR FLOODLIGHT, 4 FOOT LENGTH
2	BOL MS 020	2	BOLT, MACHINE, SQUARE HEAD, 5/8X14
3	CNN CP 002	1	CONNECTOR, AL. COMP., SIDE-BY, 6-2 2-1/0
4	CNN CP 008	1	CONNECTOR, AL. COMP., SIDE-BY, 6-2 3/0-4/0
5	CNN VG 002	2	CONNECTOR, VISE GRIP, 8-4 SOL. 12-4 SOL.
6	COB CO 028	3	CONDUCTOR, COPPER, BARE, #4
7	COV IC 002	1	COVER, INSULATED, "D" SIZE CONNECTORS/SLEEVES
8	STL LE 012	1	LUMINAIRE, LED FLOODLIGHT
9	STL PC 010	1	PHOTOCONTROL, LONG LIFE FOR LED, TWIST-LOCK
10	WAS RD 004	4	WASHER, ROUND, 1-3/4 IN. DIA., FOR 5/8 IN. DIA. BOLT
11	WAS SF 003	2	WASHER, SQUARE, FLAT, 3 IN., FOR 3/4 IN. DIA. BOLT
12	WAS SP 002	2	WASHER, SPRING, DOUBLE HELIX, FOR 3/4 IN. DIA. BOLT

OPTIONS: FL01R*A (replacement fixture & photocontrol)

FL04*A – DOUBLE MOUNT LED FLOODLIGHT WITH OBSTRUCTIONS



NO.	ITEM ID	QTY	DESCRIPTION
1	BKT SL 011	1	BRACKET, SINGLE MOUNT, FOR FLOODLIGHT, 4 FOOT LENGTH
2	BKT SL 012	1	BRACKET, FLOODLIGHT ADAPTER
3	BOL MS 020	2	BOLT, MACHINE, SQUARE HEAD, 5/8X14
4	CNN CP 002	2	CONNECTOR, AL. COMP., SIDE-BY, 6-2 2-1/0
5	CNN CP 008	2	CONNECTOR, AL. COMP., SIDE-BY, 6-2 3/0-4/0
6	CNN VG 002	3	CONNECTOR, VISE GRIP, 8-4 SOL. 12-4 SOL.
7	COB CO 028	3	CONDUCTOR, COPPER, BARE, #4
8	COV IC 002	2	COVER, INSULATED, "D" SIZE CONNECTORS/SLEEVES
9	STL LE 012	2	LUMINAIRE, LED FLOODLIGHT
10	STL PC 010	2	PHOTOCONTROL, LONG LIFE FOR LED, TWIST-LOCK
11	WAS RD 004	4	WASHER, ROUND, 1-3/4 IN. DIA., FOR 5/8 IN. DIA. BOLT
12	WAS SF 003	2	WASHER, SQUARE, FLAT, 3 IN., FOR 3/4 IN. DIA. BOLT
13	WAS SP 002	2	WASHER, SPRING, DOUBLE HELIX, FOR 3/4 IN. DIA. BOLT

OPTIONS: FL02R*A (two replacement fixtures & photocontrols)

REFERENCE AND MAINTENANCE ITEMS

(PLATES IN THIS SECTION ARE FOR REFERENCE ONLY – NOT INTENDED FOR NEW CONSTRUCTION)

L5 – 70W HIGH PRESSURE SODIUM W/ ELLIPTICAL ARM (MAINTENANCE ONLY)

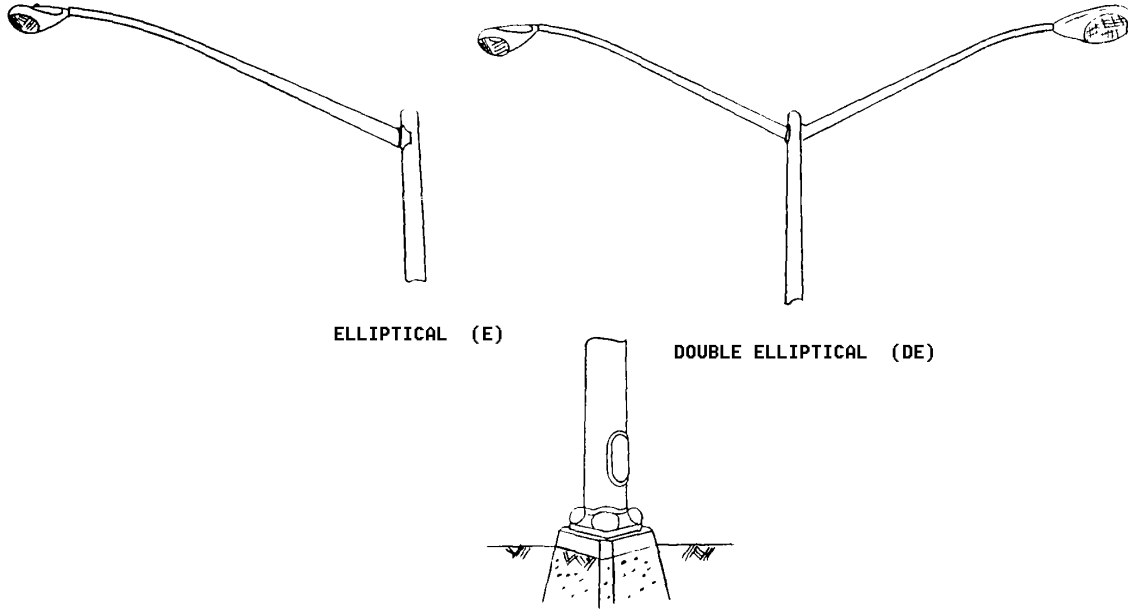


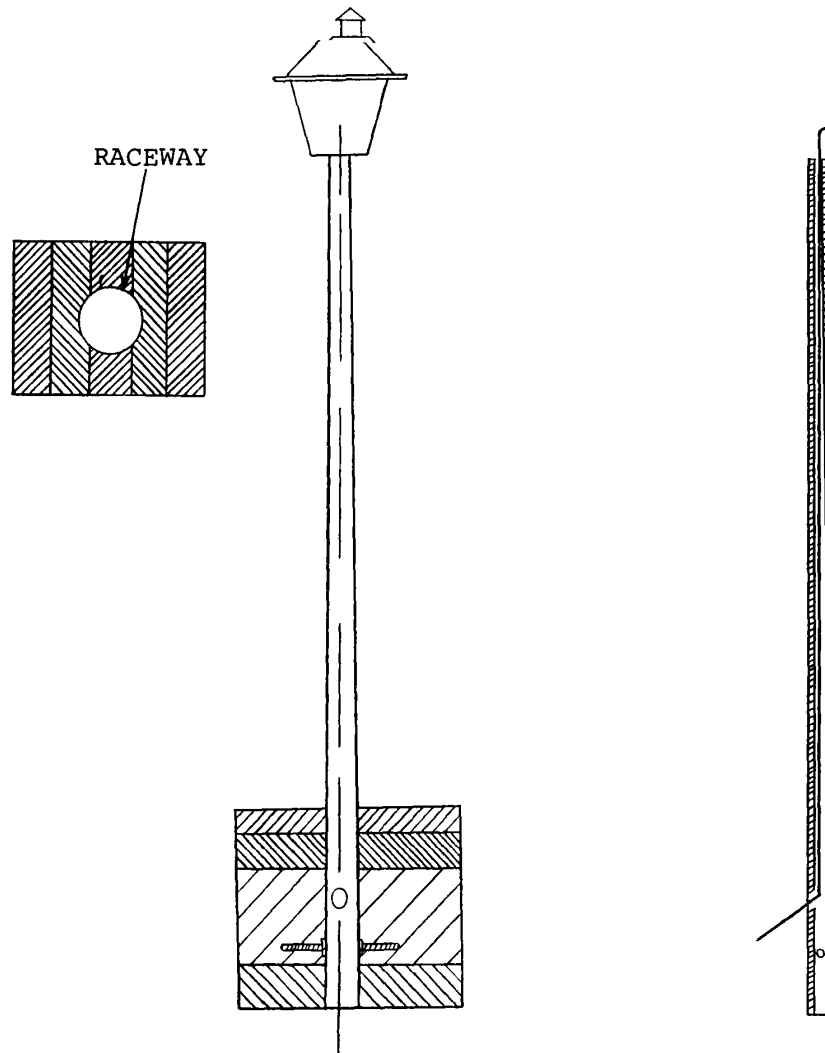
PLATE	ITEM	QTY	DESCRIPTION
L5E*8	BKT SL 003	1	BRACKET, STREET LIGHT 8 FT. AL. POLE BASE
	CAI UF 001	50	CABLE, STREET LIGHT 12/2 UF CU W/O GROUND
	CLA TG 001	1	CLAMP, TRANSFORMER TANK GROUND, "BRONZE" 6 SOL - 1 STR.
	POL AL 002	1	POLE STREET, LIGHT 27 FT SINGLE TRUSS ARM
	STL LA 004	1	LAMP, HIGH PRESSURE SODIUM 70 WATT
	STL LU 008	1	LUMINAIRE, H.P.S. 120V 70 WATT HORIZONTAL
	STL PC 001	1	PHOTOCONTROL, ELECTRONIC, TWIST-LOCK
L5DE*8	BKT SL 003	2	BRACKET, STREET LIGHT 8 FT. AL. POLE BASE
	CAI UF 001	50	CABLE, STREET LIGHT 12/2 UF CU W/O GROUND
	CLA TG 001	1	CLAMP, TRANSFORMER TANK GROUND, "BRONZE" 6 SOL - 1 STR.
	POL AL 003	1	POLE, STREET LIGHT 27 FT DOUBLE TRUSS ARM
	STL LA 004	2	LAMP, HIGH PRESSURE SODIUM 70 WATT
	STL LU 008	2	LUMINAIRE, H.P.S. 120V 70 WATT HORIZONTAL
	STL PC 001	2	PHOTOCONTROL, ELECTRONIC, TWIST-LOCK

NOTE:

Locations that require a new base, Plate ANCBASE2. (See ANCBASE_)

L7UC – 175W MERURY VAPOR

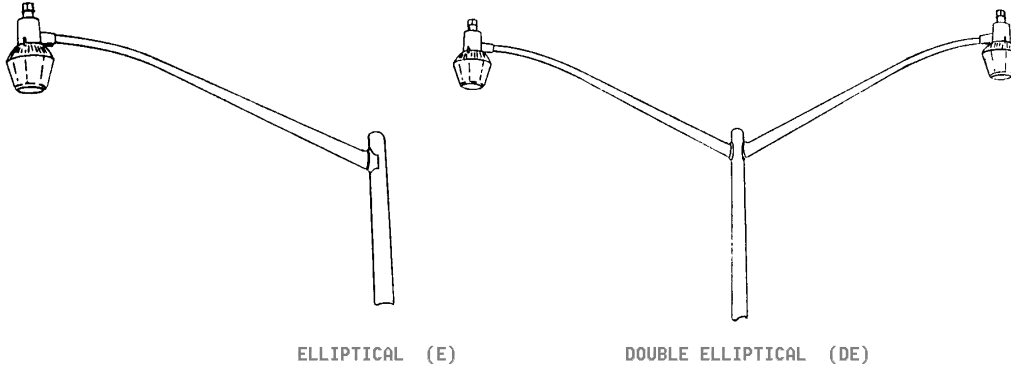
(FOR REMOVAL ONLY)



ITEM	QTY	DESCRIPTION
BOL DA 004	1	BOLT DOUBLE ARMING W/ NUTS 5/8 X 18 INCH
CAI UF 001	20	CABLE, STREET LIGHT 12/2 UF CU W/O GROUND
STL LA 005	1	LAMP MERCURY VAPOR 175 WATT
	1	LUMINAIRE POLE TOP FOR 175 WATT 120 VOLT
STL PC 001	1	PHOTOCONTROL, ELECTRONIC, TWIST-LOCK
	1	POLE LAMINATED WOOD 16 FT

L9 – 175W MERCURY VAPOR

(FOR REMOVAL ONLY)



AVAILABLE GLOBE TYPES

- 3 - ELONGATED PATTERN
- 5 - ROUND PATTERN

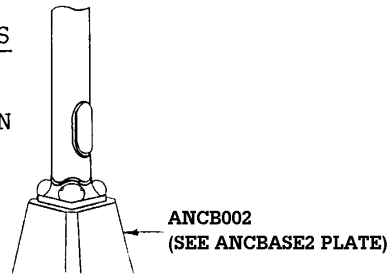
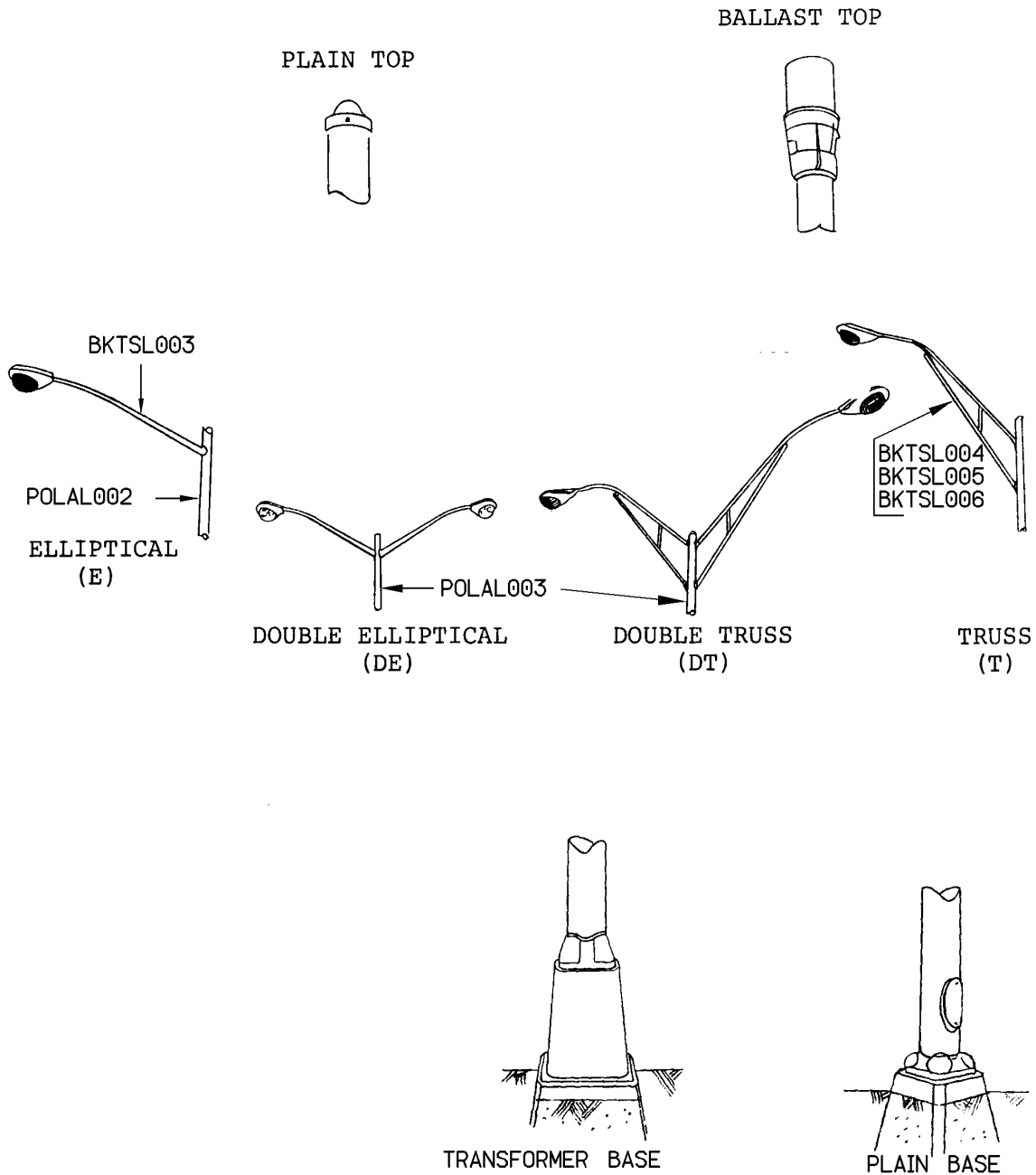


PLATE	ITEM	QTY	DESCRIPTION
L9*E-3	BKT SL 003	1	BRACKET, STREET LIGHT 8 FT. ALUMINUM
	CAI UF 001	50	CABLE, STREET LIGHT 12/2 UF CU W/O GROUND
	POL AL 002	1	POLE, STREET LIGHT 27 FT SINGLE TRUSS
	STL LA 005	1	LAMP, MERCURY VAPOR 175 WATT E-28 BULB
		1	LUMINAIRE, TYPE III 175 WATTS 120 VOLT
	STL PC 001	1	PHOTOCONTROL, ELECTRONIC, TWIST-LOCK
L9*DE-5	BKT SL 003	2	BRACKET STREET LIGHT 8 FT. ALUMINUM
	CAI UF 001	50	CABLE, STREET LIGHT 12/2 UF CU W/O GROUND
	POL AL 003	1	POLE, STREET LIGHT 27 FT DOUBLE TRUSS
	STL LA 005	2	LAMP, MERCURY VAPOR 175 WATT E-28 BULB
		2	LUMINAIRE, TYPE III 175 WATTS 120 VOLT
	STL PC 001	2	PHOTOCONTROL, ELECTRONIC, TWIST-LOCK

ML10* - - 100W MERCURY VAPOR

(FOR REMOVAL OR MAINTENANCE ONLY)

PAGE 1 OF 2



ML10* - - 100W MERCURY VAPOR

(FOR REMOVAL OR MAINTENANCE ONLY)

PAGE 2 OF 2

OPTIONS:

BRACKET TYPE
E – ELLIPTICAL
DE – DOUBLE ELLIPTICAL
T – TRUSS
DT – DOUBLE TRUSS

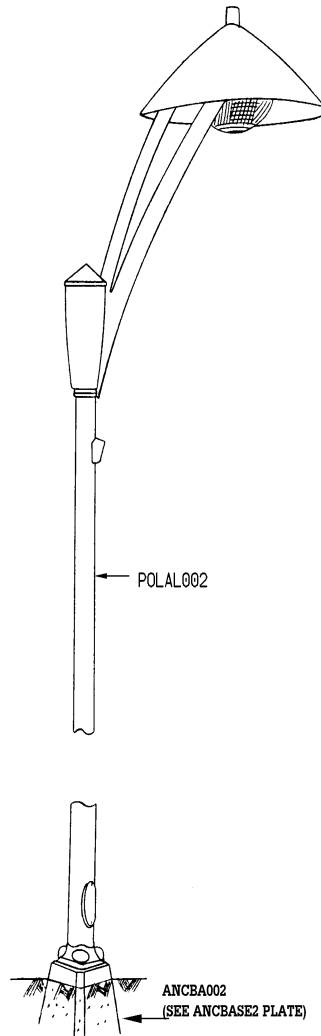
BRACKET LENGTHS(FT)	
ELLIPTICAL	TRUSS
8	8
	10
	12
	15

AVAILABLE BALLAST TYPES
P – POLE MOUNT(Ballast Top)
B – BASE MOUNT(Transformer Base)
PLATE EXAMPLE: L10*DE-8-P

AVAILABLE OPTION PLATES			
ML10*E-8-B	ML10*DE-8-B	ML10*T-8-P	ML10*DT-8-P
ML10*E-8-P	ML10*DE-8-P	ML10*T-12-P	ML10*DT-12-P
		ML10*T-15-P	ML10*DT-15-P
			ML10*DT-15-B

L11 – 1000W MERCURY VAPOR

(FOR REMOVAL ONLY)



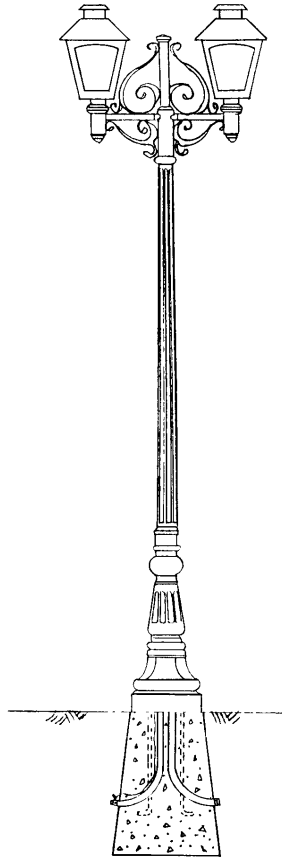
ITEM	QTY	DESCRIPTION
CAI UF 001	35	CABLE, STREET LIGHT 12/2 UF CU W/O GROUND
POL AL 002	1	POLE, STREET LIGHT ALUM. TRUSS ARM 27 FT
STL LA 007	1	LAMP, MERCURY VAPOR 1000 WATT
STL LU 001	1	LUMINAIRE, 1000 WATT
STL PC 002	1	PHOTO ELECTRIC CONTROL USE W/1000 WATT MERCURY

OPTIONS:

L11, ML11

L12 – 70W HIGH PRESSURE SODIUM COMMERCIAL LOW PROFILE

(MAINTENANCE ONLY)



ITEM	QTY	DESCRIPTION
BKT LL 001	1	BRACKET ASSEMBLY
CAI UF 001	19	CABLE, STREET LIGHT 12/2 UF CU W/O GROUND
CLA TG 001	1	CLAMP, TRANSFORMER TANK GROUND, "BRONZE" 6 SOL - 1 STR.
CNN VG 002	2	CONNECTOR, VISE TYPE 8-4 SOL, 12-4 SOL
POL LP 001	1	POLE, STREET LIGHT, 12 FT.
STL LA 004	2	LAMP, 70W 5,800 LUMENS 120V
STL LU 005	2	LUMINAIRE, POLE TOP FOR 70 W HPS
STL PC 001	2	PHOTOCONTROL, ELECTRONIC, TWIST-LOCK

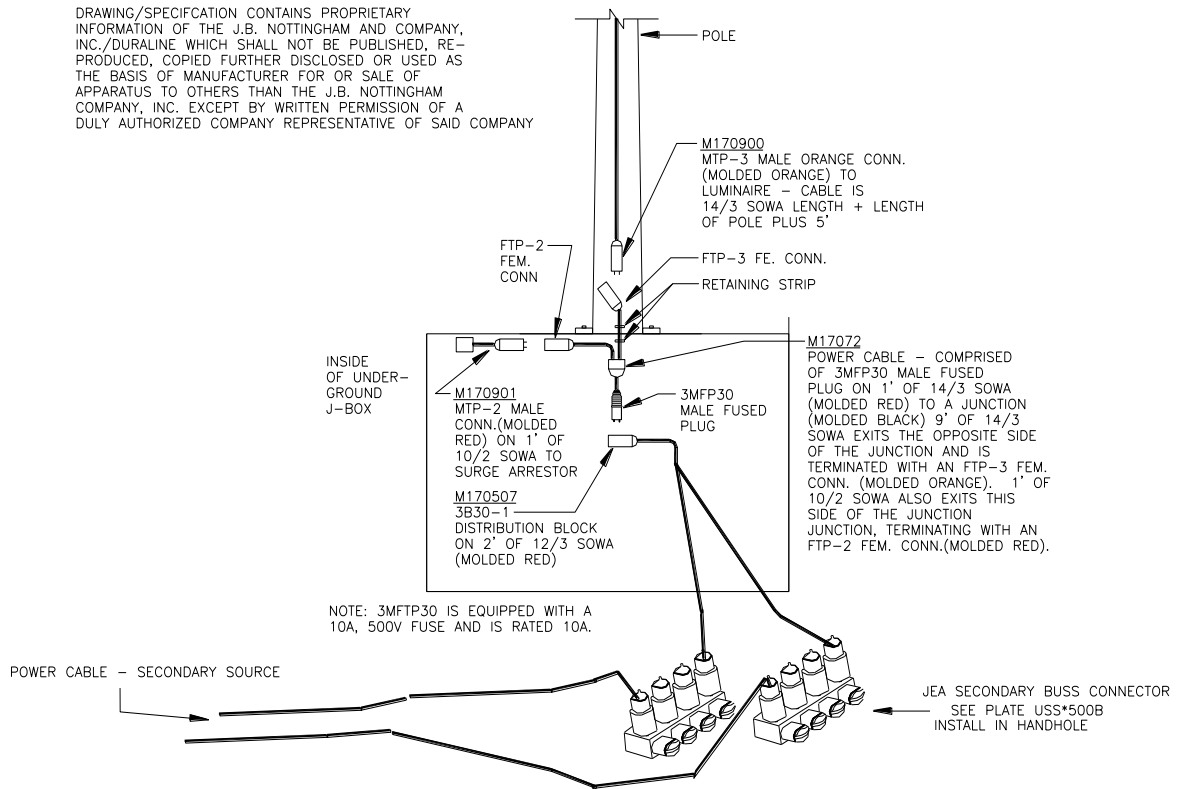
OPTIONS:

L12, ML12

NOTE:

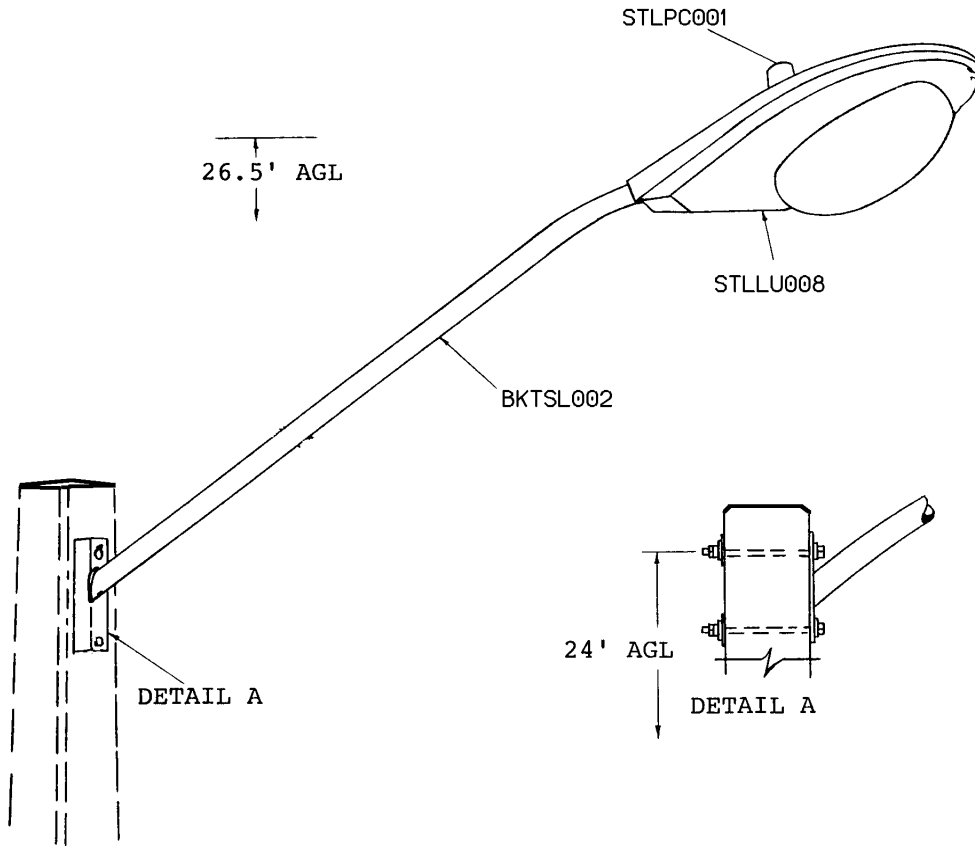
Locations that require a new base, Plate ANCBASE5 (*anchor base for this plate is obsolete).
This is only installed on Freedom Crossing Trail near Baymeadows Rd and Philips Highway.

MG2 – USE FOR FLDOT (MAINTENANCE ONLY)



ITEM	QTY	DESCRIPTION
STLDDOT01	1	FDOT "DOT.PLUG" BREAK-AWAY CABLE SYSTEM, 55 FOOT POLE CABLE, W/O SURGE ARRESTOR OR SPLICE KIT.

L1 – 70W HIGH PRESSURE SODIUM COBRAHEAD (UG FED)



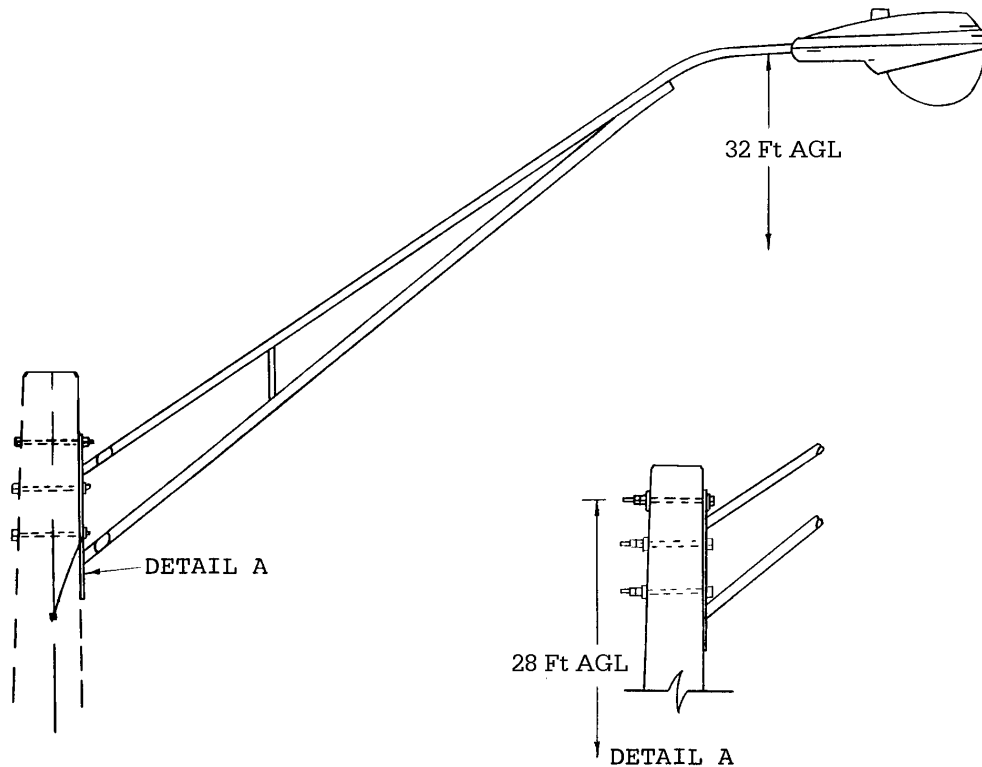
NOTE: 24' AGL = 24' ABOVE GROUND LEVEL

ITEM	QTY	DESCRIPTION
BKT SL 002	1	BRACKET 8FT. 3FT. RISE JEA #DMD-31
CAI UF 001	13	CABLE, STREET LIGHT 12/2 UF CU W/O GROUND
CNN CP 002	1	CONNECTOR ALUM. COMP. SIDE BY 6-2 2-1/0
CNN CP 008	1	CONNECTOR ALUM. COMP SIDE BY 6-2 3/0-4/0
CNN VG 003	2	CONNECTOR VISE TYPE 6-2 SOL. 10-2 SOL.
COB CO 028	3	CONDUCTOR BARE COPPER #4 SOL. SOFT DRAWN
COV IC 002	1	COVER COMP. CONNECTORS INSULATING
STL LA 004	1	LAMP H.P.S. 70W 5,800 LUMENS 120V
STL LU 008	1	LUMINAIRE H.P.S. 120 V 70 WATT HORIZONTAL
STL PC 001	1	PHOTOCONTROL, ELECTRONIC, TWIST-LOCK

PLATE OPTIONS: (INCLUDES WIRE IF NECESSARY)

L1 (Mount to existing pole), L1R (Lamp, Luminaire & Photocell Only), L1U (Includes 30/1C Pole)

L2 – 200W HIGH PRESSURE SODIUM COBRAHEAD (UG FED)



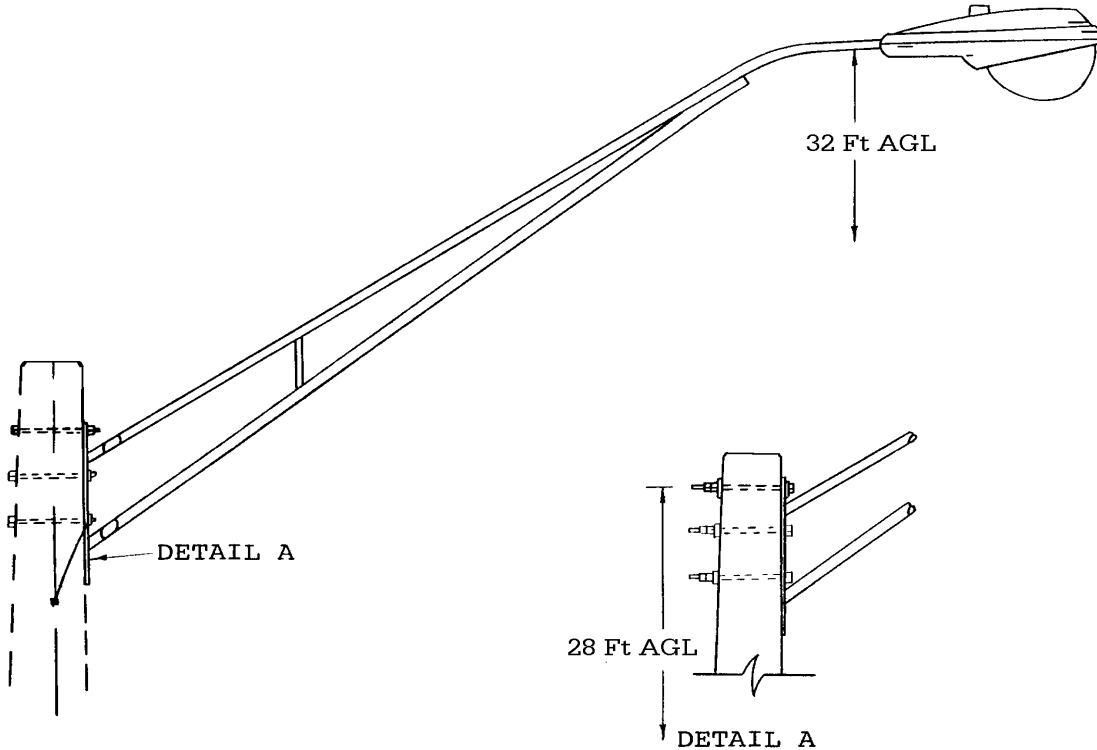
NOTE: 28' AGL = 28' ABOVE GROUND LEVEL

ITEM	QTY	DESCRIPTION
BKT SL 007	1	BRACKET, TRUSSARM 12FT. 4FT. RISE JEA #DMD-67
CAI UF 001	18	CABLE, STREET LIGHT 12/2 UF CU W/O GROUND
CNN CP 002	1	CONNECTOR, ALUM. COMP. SIDE BY 6-2 2-1/0
CNN CP 008	1	CONNECTOR, ALUM. COMP SIDE BY 6-2 3/0-4/0
CNN VG 003	2	CONNECTOR, VISE TYPE 6-2 SOL. 10-2 SOL.
COB CO 028	3	CONDUCTOR, BARE COPPER #4 SOL. SOFT DRAWN
COV IC 002	1	COVER COMP. CONNECTORS INSULATING
STL LA 003	1	LAMP, H.P.S. 200W 22,500 LUMENS 120V
STL LU 007	1	LUMINAIRE, HIGH PRESSURE SODIUM 200 WATT
STL PC 001	1	PHOTOCONTROL, ELECTRONIC, TWIST-LOCK

PLATE OPTIONS: (INCLUDES WIRE IF NECESSARY)

L2 (Mount to existing pole), L2R (Lamp, Luminaire & Photocell Only), L2U (Includes 35/1C Pole)

L3 – 250W HIGH PRESSURE SODIUM COBRAHEAD (UG FED)



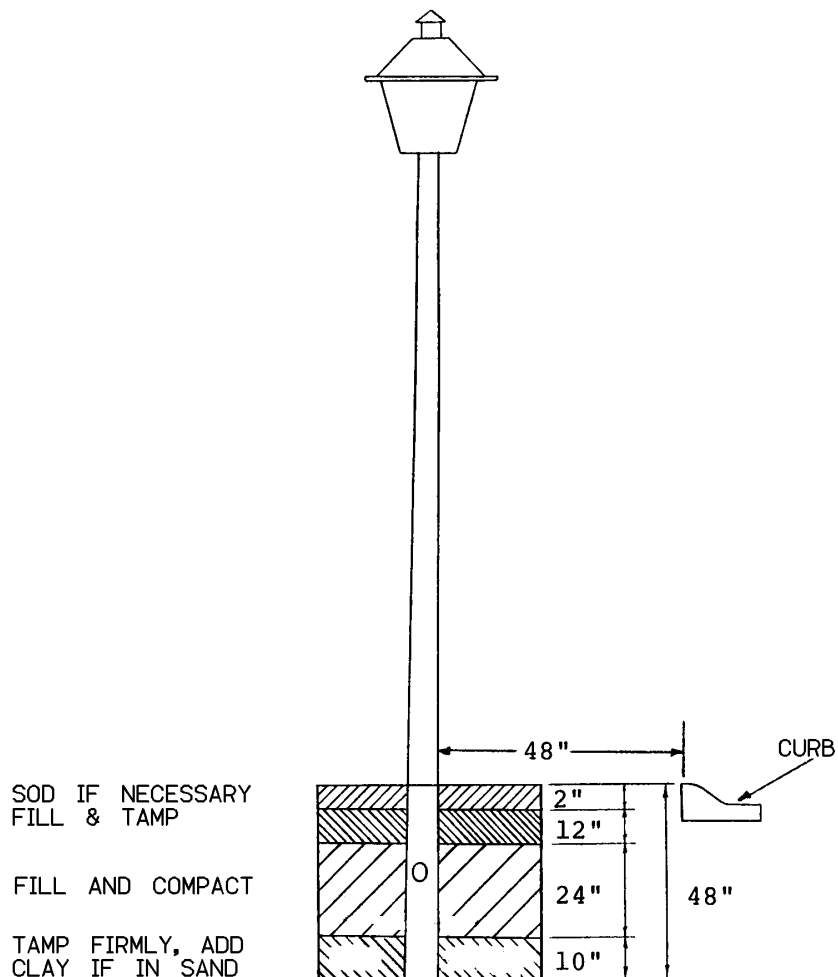
NOTE: 28' AGL = 28' ABOVE GROUND LEVEL

ITEM	QTY	DESCRIPTION
BKT SL 007	1	BRACKET, TRUSSARM 12FT. 4FT. RISE JEA #DMD-67
CAI UF 001	18	CABLE, STREET LIGHT 12/2 UF CU W/O GROUND
CNN CP 002	1	CONNECTOR, ALUM. COMP. SIDE BY 6-2 2-1/0
CNN CP 008	1	CONNECTOR, ALUM. COMP SIDE BY 6-2 3/0-4/0
CNN VG 003	2	CONNECTOR, VISE TYPE 6-2 SOL. 10-2 SOL.
COB CO 028	3	CONDUCTOR, BARE COPPER #4 SOL. SOFT DRAWN
COV IC 002	1	COVER COMP. CONNECTORS INSULATING
STL LA 002	1	LAMP, H.P.S. 250W 27,500 LUMENS 120V
STL LU 006	1	LUMINARE, H.P.S. IES TYPE M.N. III
STL PC 001	1	PHOTOCONTROL, ELECTRONIC, TWIST-LOCK

PLATE OPTIONS: (INCLUDES WIRE IF NECESSARY)

L3 (Mount to existing pole), L3R (Lamp, Luminaire & Photocell Only), L3U (Includes 35/1C Pole)

L4 – 70W HIGH PRESSURE SODIUM POST TOP



ITEM	QTY	DESCRIPTION
CAI UF 001	22	CABLE, STREET LIGHT 12/2 UF CU W/O GROUND
POL FG 001	1	POLE, 18FT. FIBERGLASS
STL LA 004	1	LAMP, 70W 5,800 LUMENS 120V
STL LU 005	1	LUMINAIRE, POLE TOP, 70 W HPS, 120 VOLTS IV M.N.
STL PC 001	1	PHOTOCONTROL, ELECTRONIC, TWIST-LOCK

PLATE OPTIONS:

L4, L4R (Lamp, Post Top Luminaire & Photocell only)

L6_ – 70W HIGH PRESSURE SODIUM COBRAHEAD ON 27' ALUMINUM POLE

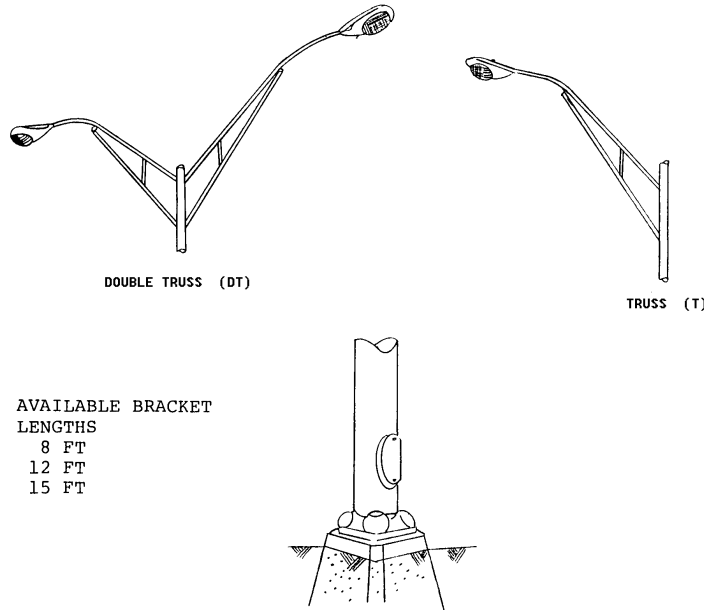
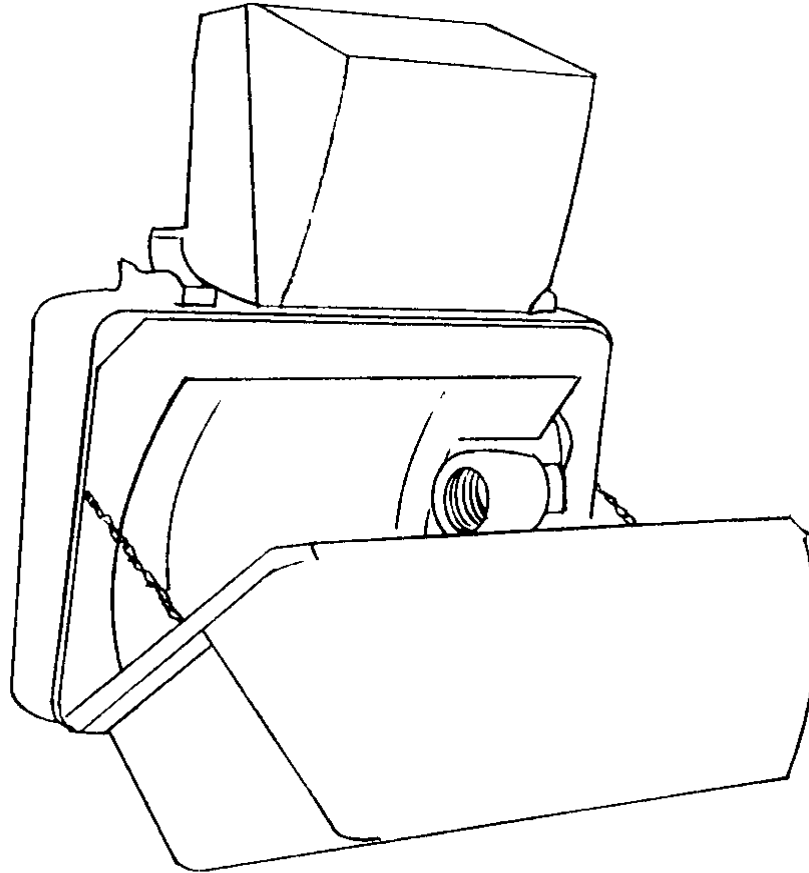


PLATE	ITEM	QTY	DESCRIPTION
L6T	BKT SL ____	1	BRACKET, STREET LIGHT, TRUSS (8' – 004, 12' – 005, 15' – 006)
	CAI UF 001	50	CABLE, STREET LIGHT 12/2 UF CU W/O GROUND
	CLA TG 001	1	CLAMP, TRANSFORMER TANK GROUND, "BRONZE" 6 SOL - 1 STR.
	POL AL 002	1	POLE, STREET LIGHT 27 FT SINGLE TRUSS
	STL LA 004	1	LAMP, HIGH PRESSURE SODIUM 70 WATT
	STL LU 008	1	LUMINAIRE, H.P.S. 120 V 70 WATT HORIZONTAL
	STL PC 001	1	PHOTOCONTROL, ELECTRONIC, TWIST-LOCK
PLATE OPTIONS: *8, *12, *15 EXAMPLE: L6T*12			
L6DT	BKT SL ____	2	BRACKET, STREET LIGHT, TRUSS (8' – 004, 12' – 005, 15' – 006)
	CAI UF 001	50	CABLE, STREET LIGHT 12/2 UF CU W/O GROUND
	CLA TG 001	1	CLAMP, TRANSFORMER TANK GROUND, "BRONZE" 6 SOL - 1 STR.
	POL AL 003	1	POLE, STREET LIGHT 27 FT DOUBLE TRUSS
	STL LA 004	2	LAMP, HIGH PRESSURE SODIUM 70 WATT
	STL LU 008	2	LUMINAIRE, H.P.S. 120 V 70 WATT HORIZONTAL
	STL PC 001	2	PHOTOCONTROL, ELECTRONIC, TWIST-LOCK
PLATE OPTIONS: *8, *12, *15 EXAMPLE: L6DT*12			

NOTE:

Locations that require a new base, Plate ANCBASE2. (See ANCBASE_). Height of fixture above ground level is 28.75-ft with respect to anchor base.

L14 – WALLPACK LUMINAIRE



ITEM	QTY	DESCRIPTION
ANC ST 001	4	ANCHOR, STUD BOLT 1/4 X 3/4 INCH
CAI UF 001	10	CABLE, STREET LIGHT 12/2 UF CU W/O GROUND
CNN VG 003	1	CONNECTOR, VISE TYPE 6-2 SOL 10-2 4 STRAND
COV IC 002	1	COVER, INSULATED "D" SIZE CONNECTORS
NUT PG 300	4	NUT, 1/4"-20, HEX, PLATED GD 8, NC, 100 PER BOX
STL LA 004	1	LAMP, HIGH PRESSURE SODIUM, 70 WATT
STL LU 004	1	LUMINAIRE, WALL PACK, 70 WATT HPS

OPTIONS:

L14, ML14

NOTE:

This wallpack is installed on various flyovers and overpasses.

L15_ – COBRAHEAD FIXTURE ON 37' ALUMINUM POLE

(200W HPS, 250W HPS, OR 320W MH)

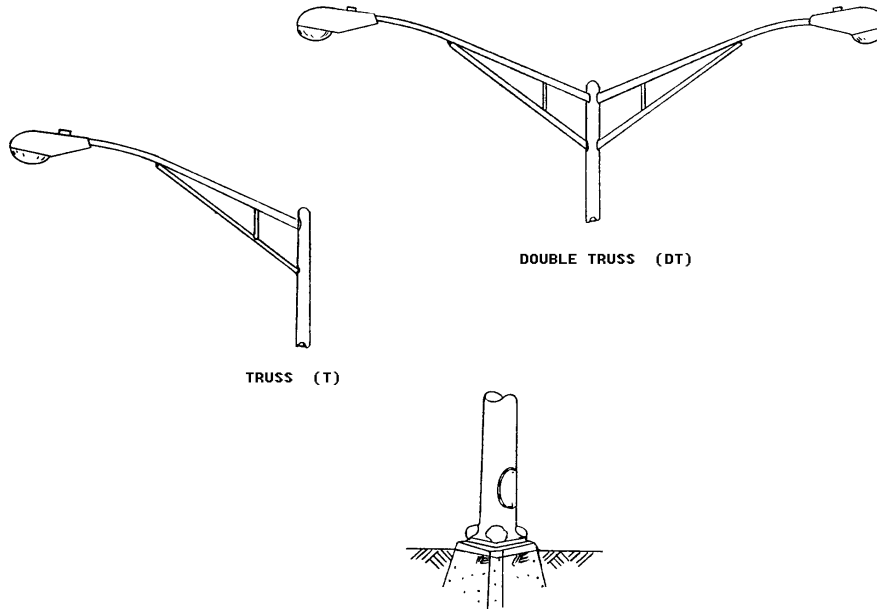


PLATE	ITEM	QTY	DESCRIPTION
L15T ML15T	BKT SL 005	1	BRACKET, STREET LIGHT 12 FT. ALUM. TRUSS STYLE, 3FT. RISE
	CAI UF 001	50	CABLE, STREET LIGHT 12/2 UF CU W/O GROUND
	CLA TG 001	1	CLAMP, TRANSFORMER TANK GROUND, "BRONZE" 6 SOL - 1 STR.
	POL AL 004	1	POLE, STREET LIGHT ALUM-TRUSS ARM 37 FT.
	STL LA ____	1	GENERAL CODE FOR HPS OR METAL HALIDE LAMP
	STL LU ____	1	GENERAL CODE FOR HPS OR METAL HALIDE LUMINAIRE
	STL PC 001	1	PHOTOCONTROL, ELECTRONIC, TWIST-LOCK
L15DT ML15DT	BKT SL 005	2	BRACKET, STREET LIGHT 12 FT. ALUM. TRUSS STYLE
	CAI UF 001	50	CABLE, STREET LIGHT 12/2 UF CU W/O GROUND
	CLA TG 001	1	CLAMP, TRANSFORMER TANK GROUND, "BRONZE" 6 SOL - 1 STR.
	POL AL 005	1	POLE, STREET LIGHT ALUM-TWIN TRUSS ARM 37 FT.
	STL LA ____	2	GENERAL CODE FOR HPS OR METAL HALIDE LAMP
	STL LU ____	2	GENERAL CODE FOR HPS OR METAL HALIDE LUMINAIRE
	STL PC 001	2	PHOTOCONTROL, ELECTRONIC, TWIST-LOCK

OPTIONS:

L15T*200	ML15T*200	L15DT*200	ML15DT*200
L15T*250	ML15T*250	L15DT*250	ML15DT*250
L15T*320MH	ML15T*320MH	L15DT*320MH	ML15DT*320MH

NOTE:

Locations that require a new base, Plate ANCBASE4. (See ANCBASE_) Height of fixture above ground level is 39.5-ft with respect to anchor base.

L16_ – 200W HPS COBRAHEAD FIXTURE ON 27' ALUMINUM POLE

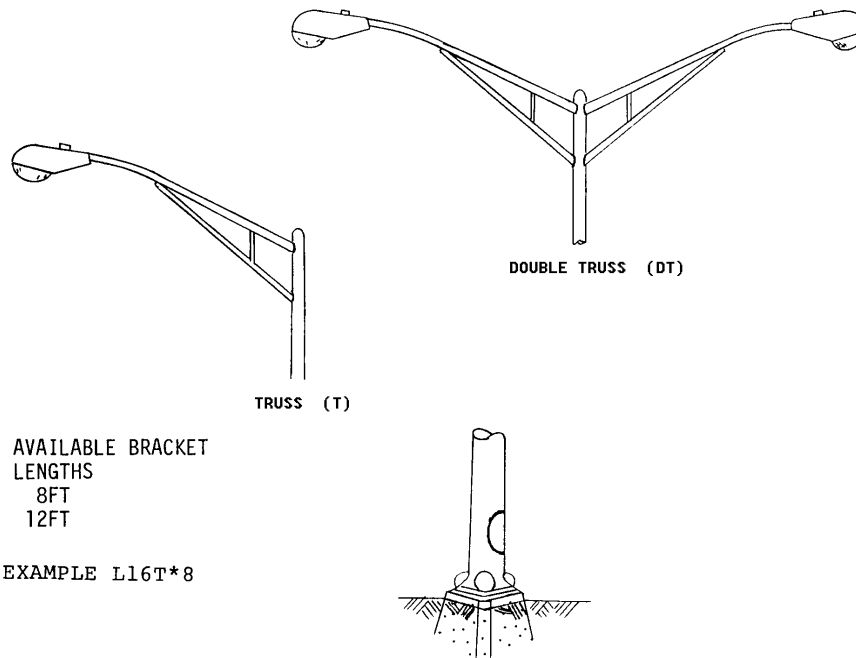


PLATE	ITEM	QTY	DESCRIPTION
L16T ML16T	BKT SL ____	1	GENERAL CODE FOR STREET LIGHT BRACKET
	CAI UF 001	65	CABLE, STREET LIGHT 12/2 UF CU W/O GROUND
	CLA TG 001	1	CLAMP, TRANSFORMER TANK GROUND, "BRONZE" 6 SOL - 1 STR.
	POL AL 002	1	POLE, STREET LIGHT ALUM-TRUSS ARM 27 FT.
	STL LA 003	1	LAMP, HIGH PRESSURE SODIUM 200 WATT
	STL LU 007	1	LUMINAIRE, HIGH PRESSURE SODIUM 200 WATT M/S-11
	STL PC 001	1	PHOTOCONTROL, ELECTRONIC, TWIST-LOCK
L16DT ML16DT	BKT SL ____	2	GENERAL CODE FOR STREET LIGHT BRACKET
	CAI UF 001	85	CABLE, STREET LIGHT 12/2 UF CU W/O GROUND
	CLA TG 001	1	CLAMP, TRANSFORMER TANK GROUND, "BRONZE" 6 SOL - 1 STR.
	POL AL 003	1	POLE, STREET LIGHT ALUM-TWIN TRUSS ARM 27 FT.
	STL LA 003	2	LAMP, HIGH PRESSURE SODIUM 200 WATT
	STL LU 007	2	LUMINAIRE, HIGH PRESSURE SODIUM 200 WATT M/S-11
	STL PC 001	2	PHOTOCONTROL, ELECTRONIC, TWIST-LOCK

OPTIONS:

L16T*8

ML16T*8

L16DT*8

ML16DT*8

L16T*12

ML16T*12


L16DT*12

ML16DT*12

NOTE:

Locations that require a new base, Plate ANCBASE2. (See ANCBASE_) Height of fixture above ground level is 28.75-ft with respect to anchor base.

ML150 – 150W METAL HALIDE DOUBLE DECORATIVE ACORN PEDESTRIAN LIGHT



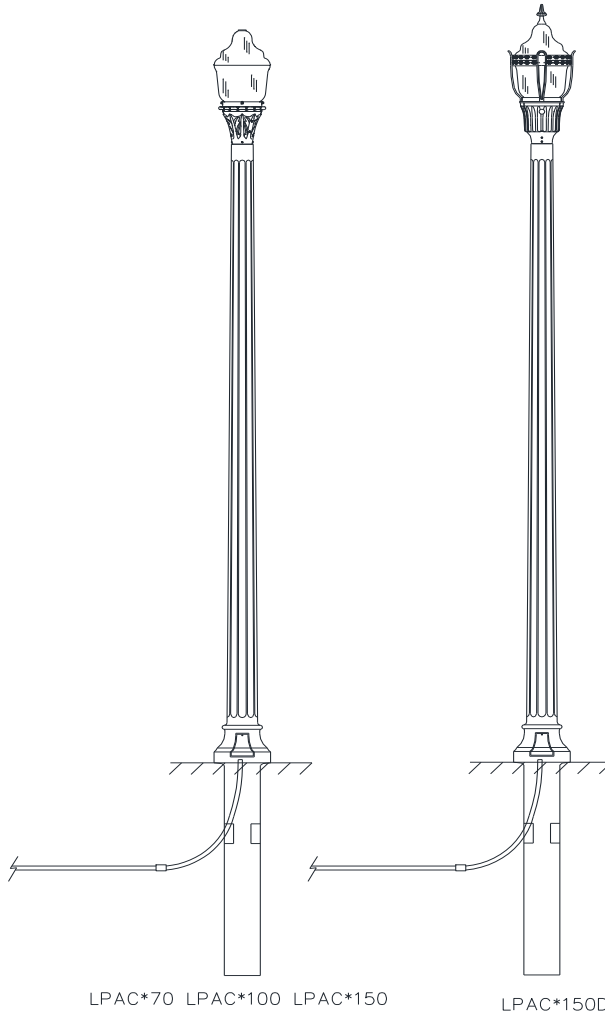
ITEM	QTY	DESCRIPTION
CAI UF 001	30	CABLE, STREET LIGHT 12/2 UF CU W/O GROUND
CLA TG 001	1	CLAMP, TRANSFORMER TANK GROUND, "BRONZE" 6 SOL - 1 STR.
POL AL 006	1	AL. POLE, 14FT., 6 IN. DIA., BANNER ARM
STL DE 004	1	SUNFLOWER ARM
STL LA 022	2	150W METAL HALIDE LAMP
STL LU 150	2	150W MH DECORATIVE UTILITY ACORN FIXTURE W/ GOLD BANDS
STL PC 001	2	PHOTOCONTROL, ELECTRONIC, TWIST-LOCK

NOTES:

1. This pole requires a concrete base, NOT INCLUDED (Plate ANCBASE6).
2. Contractors are required to install JEA's standard concrete base with the conduit system.
3. See Note 6 in the GENERAL LIGHTING NOTES section about pole placement & banner arms.

LPAC* – ACORN; PLAIN or DECORATIVE ON DECORATIVE POLE

OPTIONS: 70W HPS PLAIN - LPAC*70, 100W MH PLAIN - LPAC*100,
150W MH PLAIN - LPAC*150, 150W MH DECORATIVE - LPAC*150D




OPTION	ITEM
LPAC*70	STLLA004 STLLU070
LPAC*100	STLLA017 STLLU100
LPAC*150	STLLA022 STLLU151
LPAC*150D	STLLA022 STLLU150

*150D - REFRACTOR INCLUDED WITH
FIXTURE

ITEM	QTY	DESCRIPTION
STLLA0__	1	GENERAL CODE FOR LAMP
STLLU__	1	GENERAL CODE FOR FIXTURE
STLRF070	1	REFRACTOR FOR PLAIN ACORN-STYLE
STLPC001	1	PHOTOELECTRIC CONTROL
CAIUF001	22	CABLE; STREET LIGHT UF 12 CU 2/C
CODCO025	1	COUPLING; PLASTIC IC CONDUIT 1 IN. SCH40
CODPC017	5	CONDUIT; FLEXIBLE PVC; 1 INCH DIAMETER
POLCO040	1	13 FT. DECORATIVE CONC. POLE

LDA14 – 14FT AL POLE W/DECORATIVE ACORN 150W METAL HALIDE LAMP



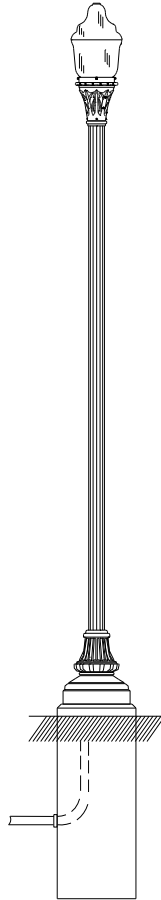
ITEM	QTY	DESCRIPTION
CAI UF 001	22	CABLE, STREET LIGHT 12/2 UF CU W/O GROUND
CLA TG 001	1	CLAMP, TRANSFORMER TANK GROUND, "BRONZE" 6 SOL - 1 STR.
POL AL 008	1	AL. POLE, 14FT., 5 IN. DIA., NO BANNER ARM PROVISIONS
STL LA 022	1	150W MH LAMP
STL LU 150	1	150W MH DECORATIVE UTILITY ACORN FIXTURE W/ GOLD BANDS
STL PC 001	1	PHOTOCONTROL, ELECTRONIC, TWIST-LOCK

NOTES:

This pole requires a concrete base, NOT INCLUDED (Plate ANCBASE6).

The developer's contractors are required to install a concrete base with the conduit system.

LPA14 – 14FT AL POLE W/LEAF ACORN 150W METAL HALIDE LAMP



ITEM	QTY	DESCRIPTION
CAI UF 001	22	CABLE, STREET LIGHT 12/2 UF CU W/O GROUND
CLA TG 001	1	CLAMP, TRANSFORMER TANK GROUND, "BRONZE" 6 SOL - 1 STR.
POL AL 008	1	AL. POLE, 14FT., 5 IN. DIA., NO BANNER ARM PROVISIONS
STL LA 022	1	150W MH LAMP
STL LU 151	1	150W MH LEAF ACORN-STYLE FIXTURE
STL PC 001	1	PHOTOCONTROL, ELECTRONIC, TWIST-LOCK
STL RF 070	1	REFRACTOR FOR PLAIN ACORN-STYLE FIXTURE

NOTES:

This pole requires a concrete base, NOT INCLUDED (Plate ANCBASE6).


The developer's contractors are required to install a concrete base with the conduit system.

LTDT & LTDS – 35FT OCTAGONAL CONCRETE POLE W/ 250W HPS TEAR DROP FIXTURES

OPTIONS: LTDT*250S, LTDS*250S



TWIN ARM (T)



SINGLE ARM (S)

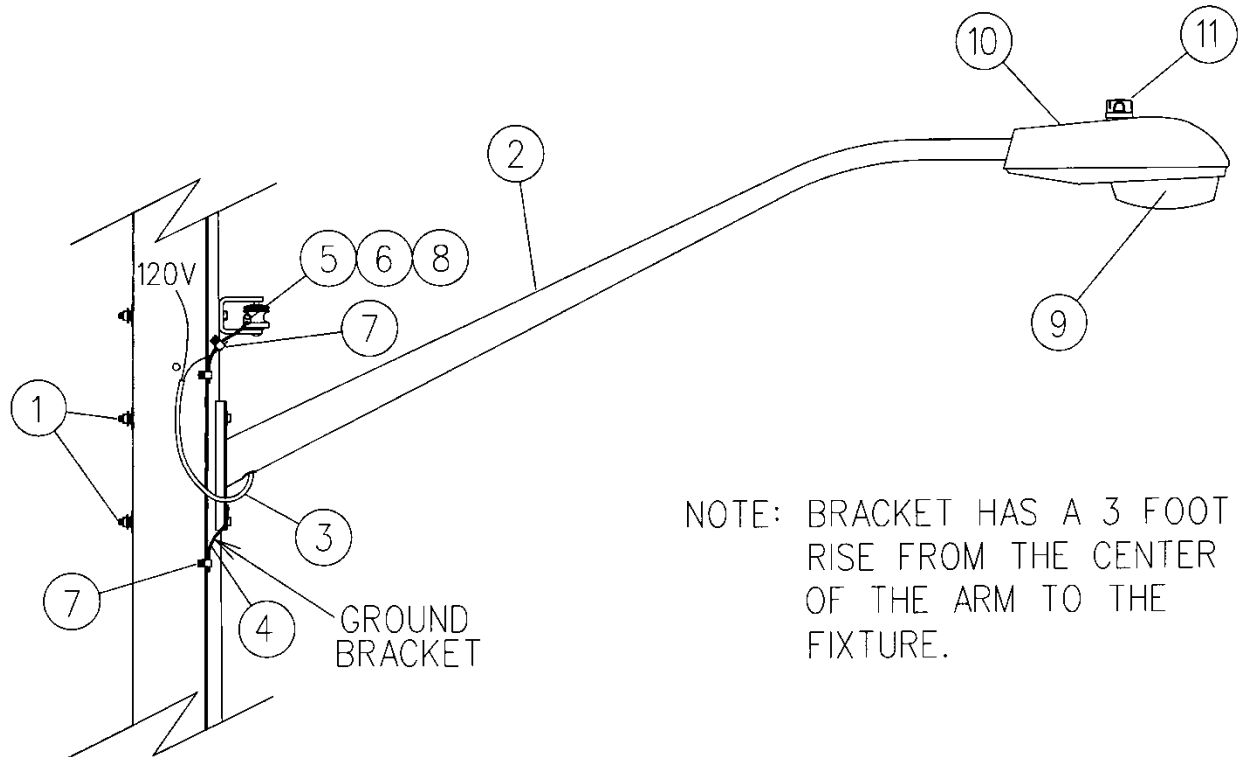
PLATE	ITEM	QTY	DESCRIPTION
LTDT	BKT SL 015	1	TWIN 72" AL. CROSSARM FOR TEAR DROP
	CAI UF 001	70	CABLE, STREET LIGHT 12/2 UF CU W/O GROUND
	CLA TG 001	1	CLAMP, TRANSFORMER TANK GROUND, "BRONZE" 6 SOL - 1 STR.
	POL CO 041	1	POLE, STREET LIGHT 35 FT. OCTAGONAL POLE
	STL LA 002	2	LAMP, HIGH PRESSURE SODIUM 250 WATT
	STL LU 250	2	LUMINAIRE BASE, 250 W HPS 120 V FOR STLRF025
	STL PC 001	2	PHOTOCONTROL, ELECTRONIC, TWIST-LOCK
	STL RF 250	2	GLOBE, REFRACTOR, TEARDROP FOR STLLU250
LTDS	BKT SL 014	1	SINGLE 72" AL. CROSSARM FOR TEAR DROP
	CAI UF 001	50	CABLE, STREET LIGHT 12/2 UF CU W/O GROUND
	CLA TG 001	1	CLAMP, TRANSFORMER TANK GROUND, "BRONZE" 6 SOL - 1 STR.
	POL CO 041	1	POLE, STREET LIGHT 35 FT. OCTAGONAL POLE
	STL LA 002	1	LAMP, HIGH PRESSURE SODIUM 250 WATT
	STL LU 250	1	LUMINAIRE BASE, 250 W HPS 120 V FOR STLRF025
	STL PC 001	1	PHOTOCONTROL, ELECTRONIC, TWIST-LOCK
	STL RF 250	1	GLOBE, REFRACTOR, TEARDROP FOR STLLU250

NOTE:
Install G3C

L1 – 70 WATT HPS ROADWAY FIXTURE (OH FED)

OPTIONS: NONE

BOLT PLATE: NONE

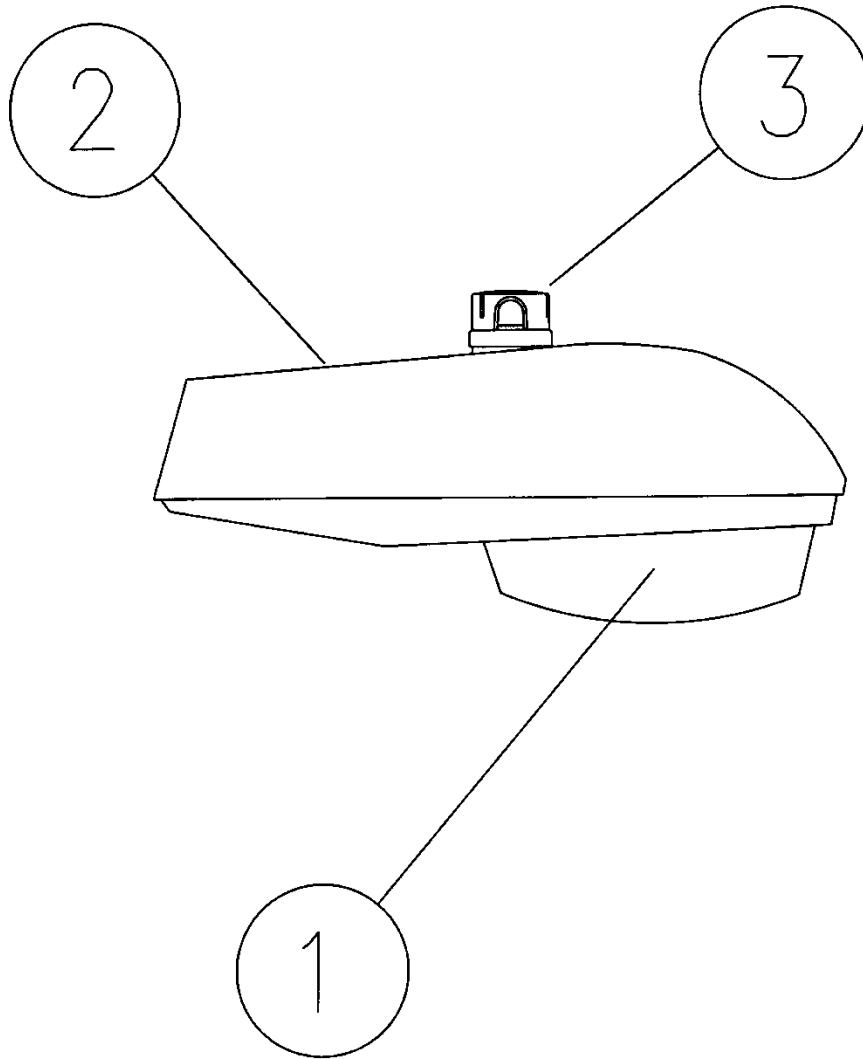


NOTE: BRACKET HAS A 3 FOOT RISE FROM THE CENTER OF THE ARM TO THE FIXTURE.

NO.	ITEM ID	QTY	DESCRIPTION
1	BOL MS 020	2	BOLT, MACHINE, SQUARE HEAD, 5/8X14
2	BKT SL 002	1	BRACKET, STREETLIGHT, 8 FT. LENGTH, 3 FT. RISE, UNIVERSAL BASE
3	CAI UF 001	13	CABLE, STREET LIGHT 12/2 UF CU W/O GROUND
4	COB CO 028	3	CONDUCTOR, COPPER, BARE, #4
5	CNN CP 002	1	CONNECTOR, AL. COMP., SIDE-BY, 6-2 2-1/0
6	CNN CP 008	1	CONNECTOR, AL. COMP., SIDE-BY, 6-2 3/0-4/0
7	CNN VG 003	2	CONNECTOR, VISE GRIP, 6-2 SOL. 10-2 SOL.
8	COV IC 002	1	COVER, INSULATED, "D" SIZE CONNECTORS/SLEEVES
9	STL LA 004	1	LAMP, 70W HPS
10	STL LU 008	1	LUMINAIRE, 70W, HPS, ROADWAY
11	STL PC 001	1	PHOTOCONTROL, ELECTRONIC, TWIST-LOCK
12	WAS RD 004	2	WASHER, ROUND, 1-3/4 IN. DIA., FOR 5/8 IN. DIA. BOLT
13	WAS SF 003	2	WASHER, SQUARE, FLAT, 3 IN., FOR 3/4 IN. DIA. BOLT
14	WAS SP 002	2	WASHER, SPRING, DOUBLE HELIX, FOR 3/4 IN. DIA. BOLT

L1R – 70 WATT HPS ROADWAY FIXTURE – WITHOUT BRACKET

OPTIONS: NONE
BOLT PLATE: NONE

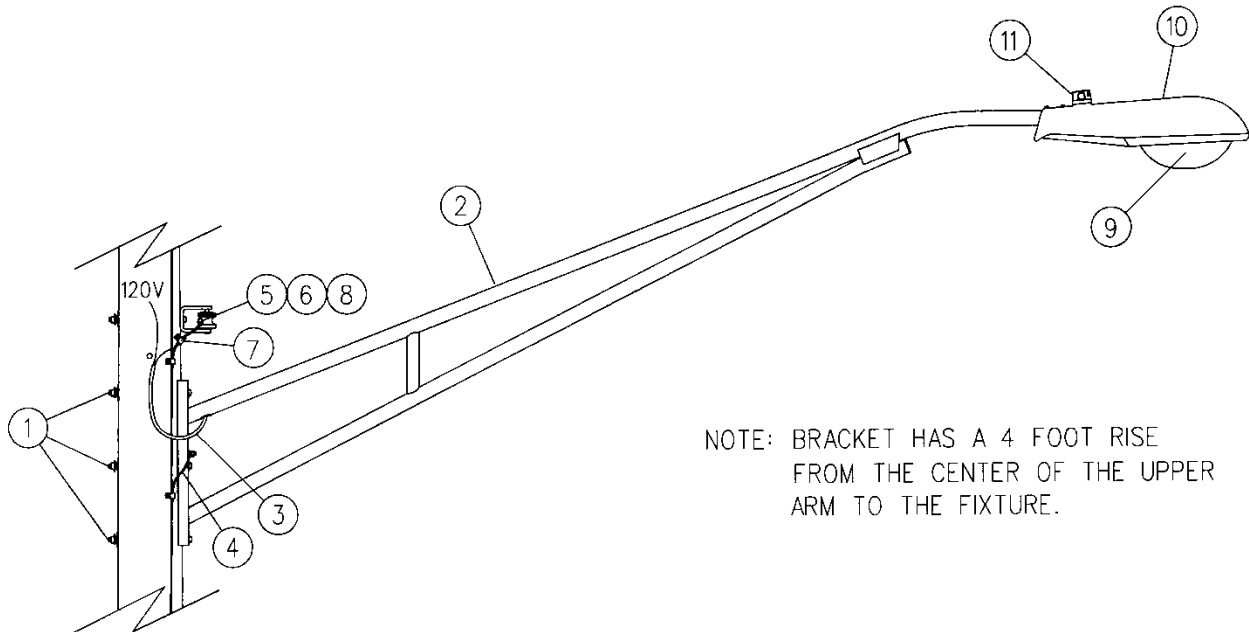


NO.	ITEM ID	QTY	DESCRIPTION
1	STL LA 004	1	LAMP, 70W HPS
2	STL LU 008	1	LUMINAIRE, 70W, HPS, ROADWAY
3	STL PC 001	1	PHOTOCONTROL, ELECTRONIC, TWIST-LOCK

L2 – 200 WATT HPS ROADWAY FIXTURE (OH FED)

OPTIONS: NONE

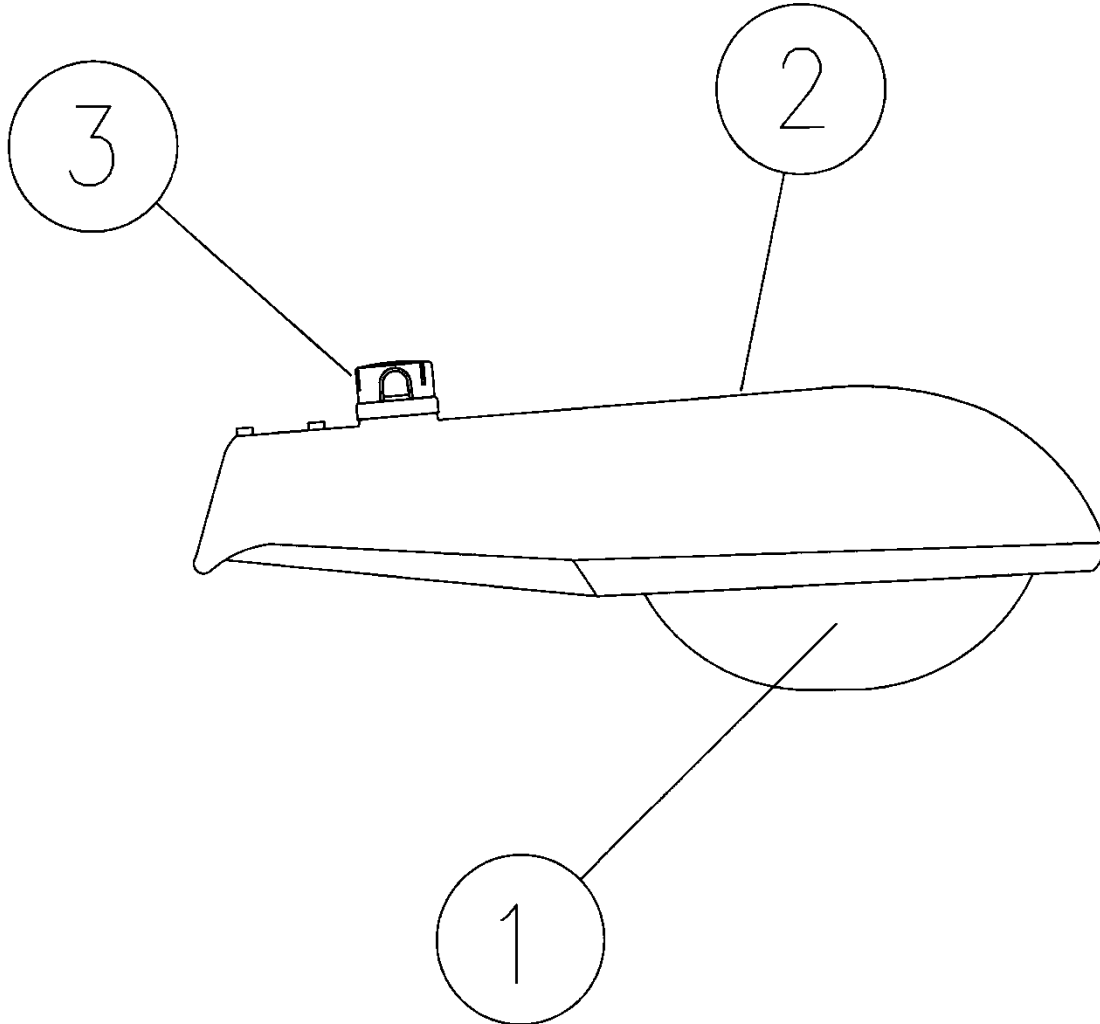
BOLT PLATE: NONE



NO.	ITEM ID	QTY	DESCRIPTION
1	BOL MS 020	3	BOLT, MACHINE, SQUARE HEAD, 5/8X14
2	BKT SL 007	1	BRACKET, STREETLIGHT, 12 FT. LENGTH, 4 FT. RISE, UNIVERSAL BASE
3	CAI UF 001	18	CABLE, STREET LIGHT 12/2 UF CU W/O GROUND
4	COB CO 028	3	CONDUCTOR, COPPER, BARE, #4
5	CNN CP 002	1	CONNECTOR, AL. COMP., SIDE-BY, 6-2 2-1/0
6	CNN CP 008	1	CONNECTOR, AL. COMP., SIDE-BY, 6-2 3/0-4/0
7	CNN VG 003	2	CONNECTOR, VISE GRIP, 6-2 SOL. 10-2 SOL.
8	COV IC 002	1	COVER, INSULATED, "D" SIZE CONNECTORS/SLEEVES
9	STL LA 003	1	LAMP, 200W HPS
10	STL LU 007	1	LUMINAIRE, 200W, HPS, ROADWAY
11	STL PC 001	1	PHOTOCONTROL, ELECTRONIC, TWIST-LOCK
12	WAS RD 004	3	WASHER, ROUND, 1-3/4 IN. DIA., FOR 5/8 IN. DIA. BOLT
13	WAS SF 003	3	WASHER, SQUARE, FLAT, 3 IN., FOR 3/4 IN. DIA. BOLT
14	WAS SP 002	3	WASHER, SPRING, DOUBLE HELIX, FOR 3/4 IN. DIA. BOLT

L2R – 200 WATT HPS ROADWAY FIXTURE – WITHOUT BRACKET

OPTIONS: NONE
BOLT PLATE: NONE

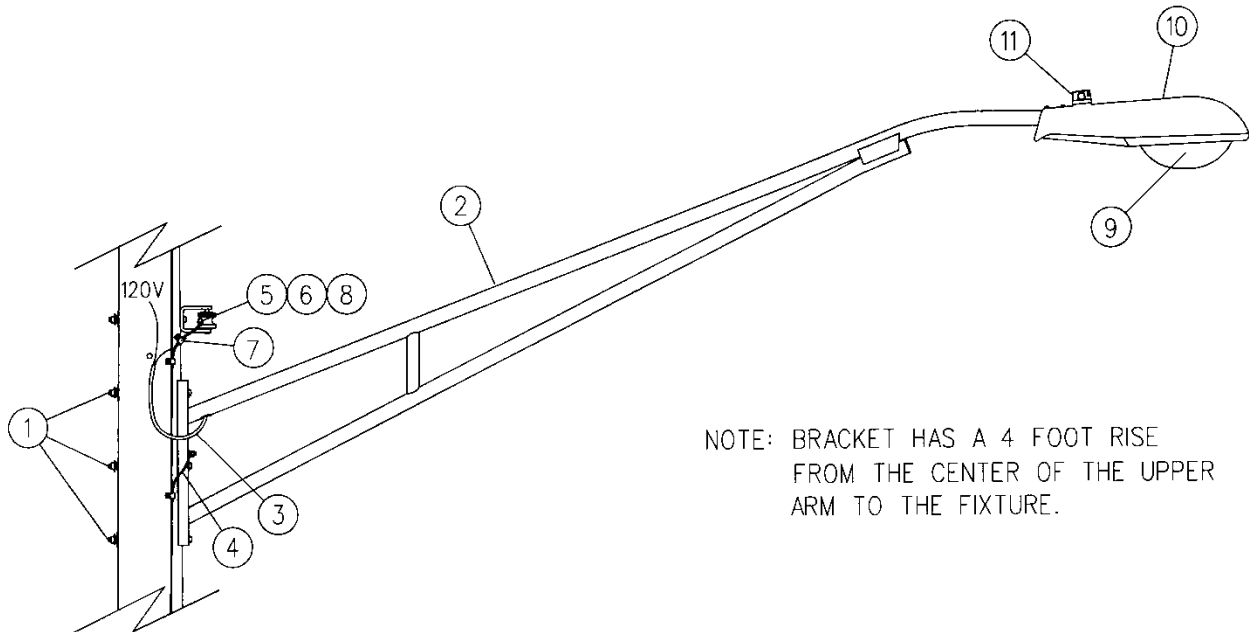


NO.	ITEM ID	QTY	DESCRIPTION
1	STL LA 003	1	LAMP, 200W HPS
2	STL LU 007	1	LUMINAIRE, 200W, HPS, ROADWAY
3	STL PC 001	1	PHOTOCONTROL, ELECTRONIC, TWIST-LOCK

L3 - 250 WATT HPS ROADWAY FIXTURE (OH FED)

OPTIONS: NONE

BOLT PLATE: NONE

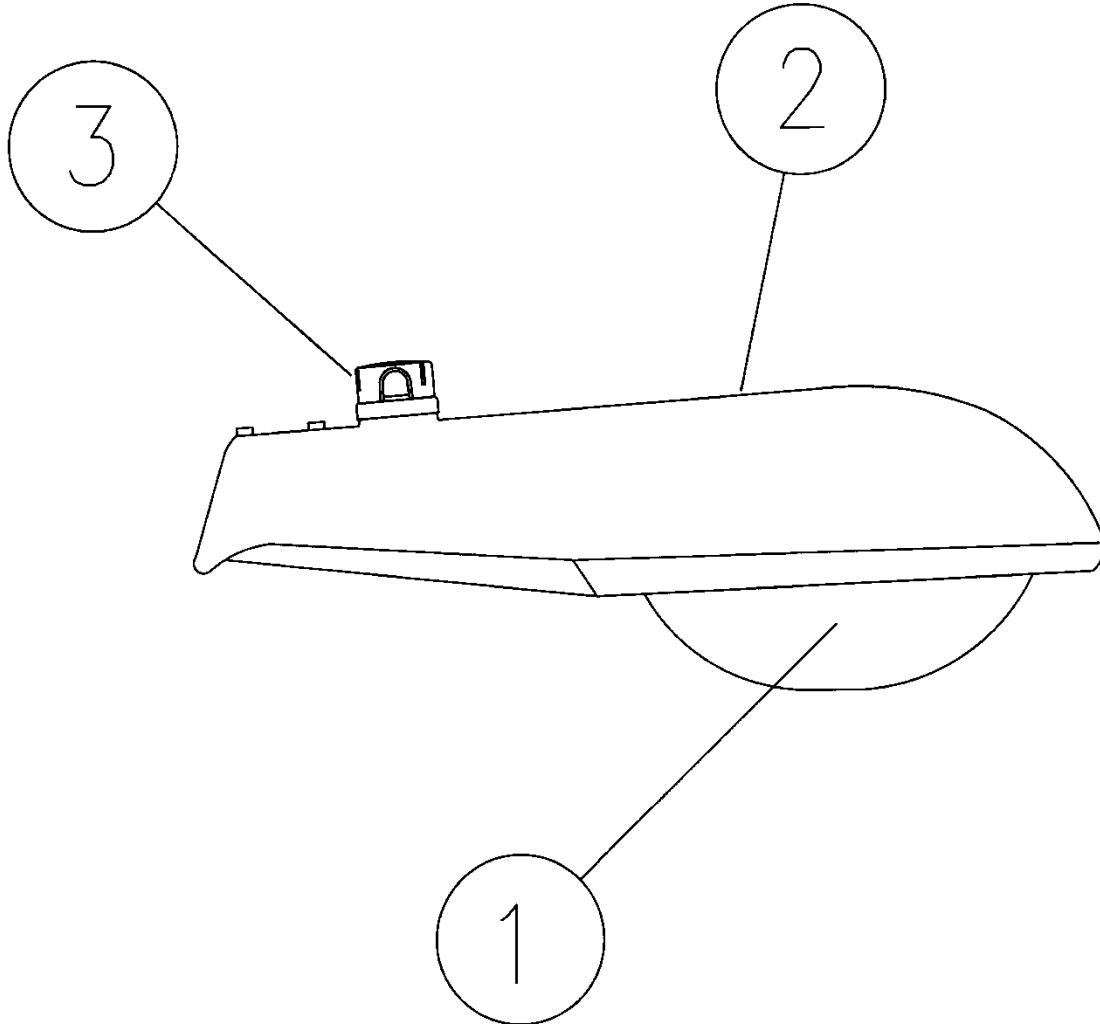


NOTE: BRACKET HAS A 4 FOOT RISE
FROM THE CENTER OF THE UPPER
ARM TO THE FIXTURE.

NO.	ITEM ID	QTY	DESCRIPTION
1	BOL MS 020	3	BOLT, MACHINE, SQUARE HEAD, 5/8X14
2	BKT SL 007	1	BRACKET, STREETLIGHT, 12 FT. LENGTH, 4 FT. RISE, UNIVERSAL BASE
3	CAI UF 001	18	CABLE, STREET LIGHT 12/2 UF CU W/O GROUND
4	COB CO 028	3	CONDUCTOR, COPPER, BARE, #4
5	CNN CP 002	1	CONNECTOR, AL. COMP., SIDE-BY, 6-2 2-1/0
6	CNN CP 008	1	CONNECTOR, AL. COMP., SIDE-BY, 6-2 3/0-4/0
7	CNN VG 003	2	CONNECTOR, VISE GRIP, 6-2 SOL. 10-2 SOL.
8	COV IC 002	1	COVER, INSULATED, "D" SIZE CONNECTORS/SLEEVES
9	STL LA 002	1	LAMP, 250W HPS
10	STL LU 006	1	LUMINAIRE, 250W, HPS, ROADWAY
11	STL PC 001	1	PHOTOCONTROL, ELECTRONIC, TWIST-LOCK
12	WAS RD 004	3	WASHER, ROUND, 1-3/4 IN. DIA., FOR 5/8 IN. DIA. BOLT
13	WAS SF 003	3	WASHER, SQUARE, FLAT, 3 IN., FOR 3/4 IN. DIA. BOLT
14	WAS SP 002	3	WASHER, SPRING, DOUBLE HELIX, FOR 3/4 IN. DIA. BOLT

L3R – 250 WATT HPS ROADWAY FIXTURE – WITHOUT BRACKET

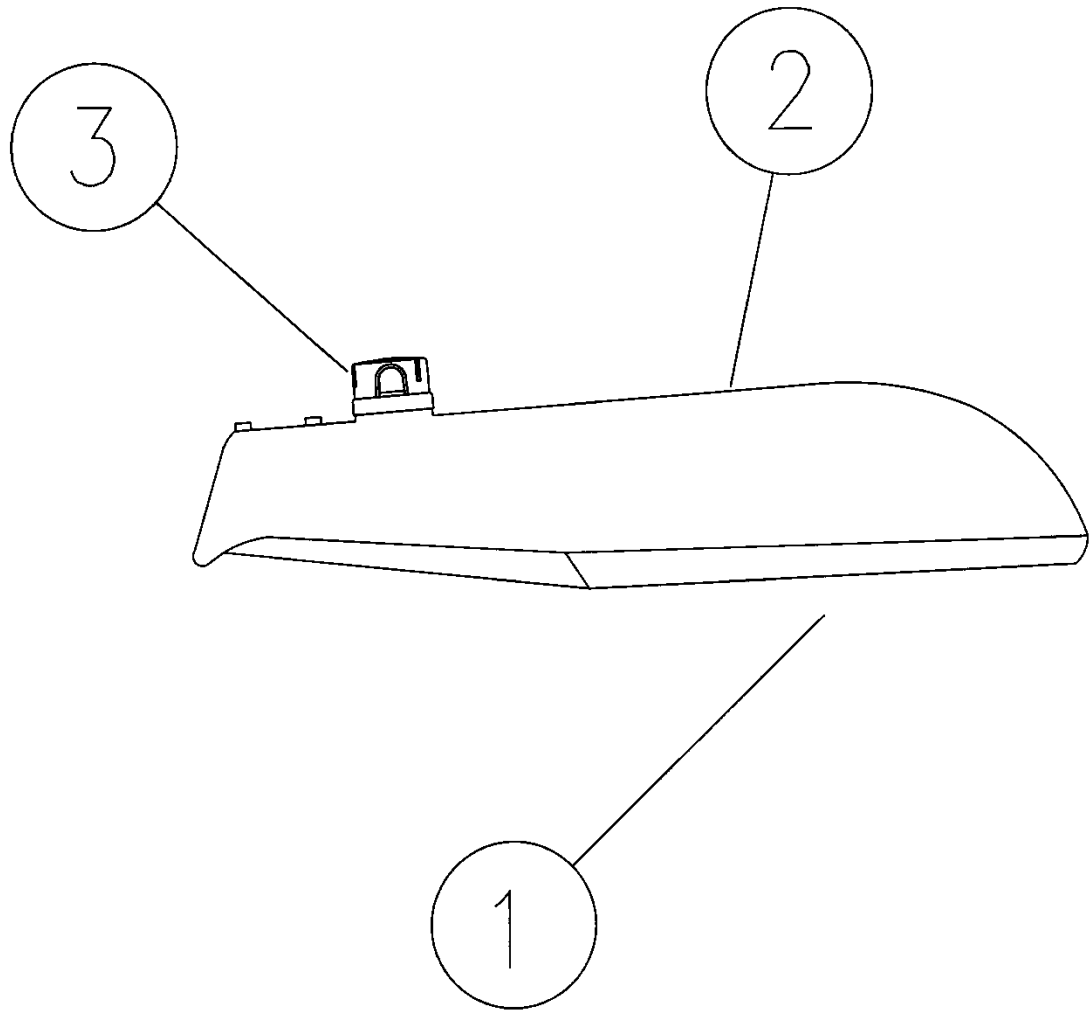
OPTIONS: NONE
BOLT PLATE: NONE



NO.	ITEM ID	QTY	DESCRIPTION
1	STL LA 002	1	LAMP, 250W HPS
2	STL LU 006	1	LUMINAIRE, 250W, HPS, ROADWAY
3	STL PC 001	1	PHOTOCONTROL, ELECTRONIC, TWIST-LOCK

L8R – 320W METAL HALIDE ROADWAY FIXTURE – WITHOUT BRACKET

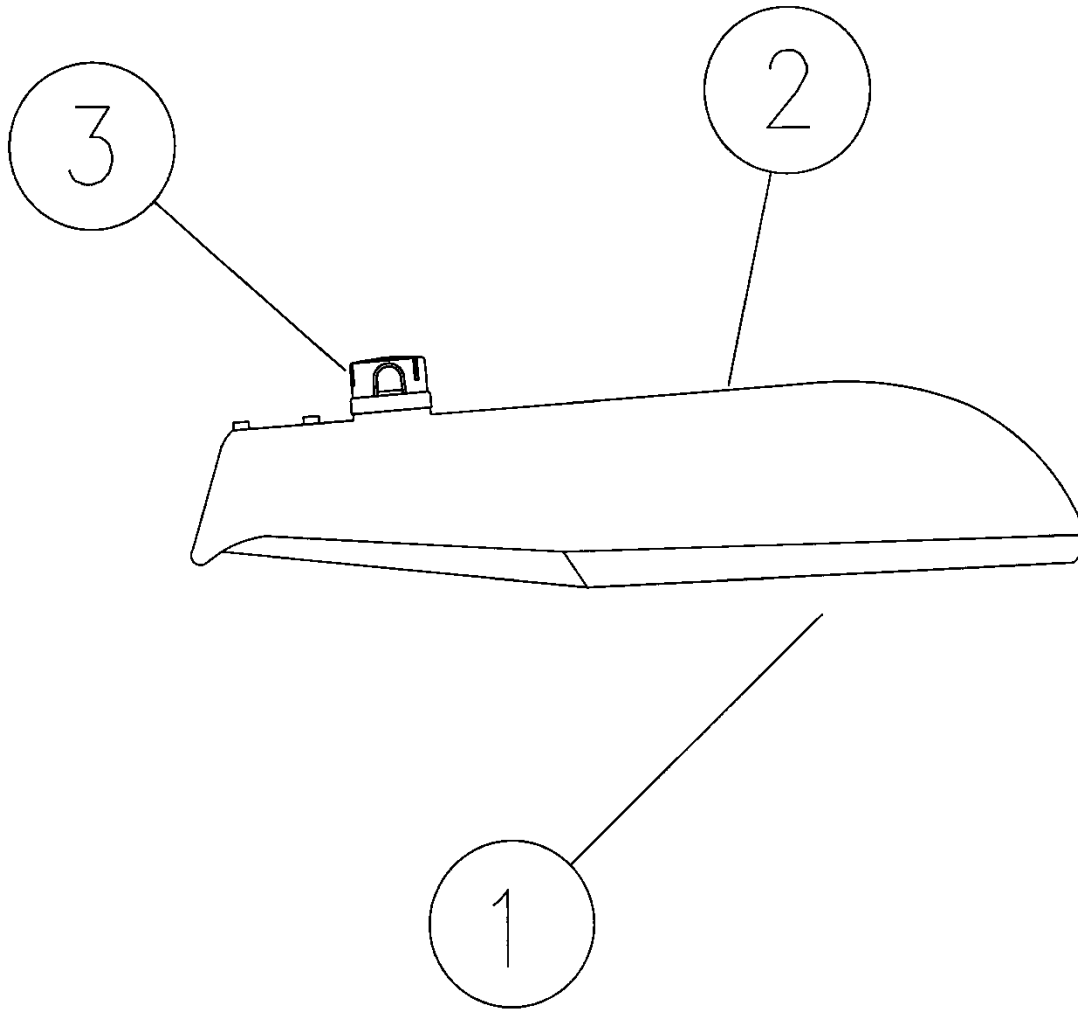
OPTIONS: NONE
BOLT PLATE: NONE



NO.	ITEM ID	QTY	DESCRIPTION
1	STL LA 021	1	LAMP, 320W METAL HALIDE
2	STL LU 026	1	LUMINAIRE, 320W, METAL HALIDE, ROADWAY, CUT-OFF
3	STL PC 001	1	PHOTOCONTROL, ELECTRONIC, TWIST-LOCK

L9R – 250W OR 400W HPS CUT-OFF ROADWAY FIXTURE – WITHOUT BRACKET

OPTIONS: 250, 400
BOLT PLATE: NONE



NO.	ITEM ID	QTY	DESCRIPTION
1	STL LA ***	1	GENERAL CODE FOR HPS LAMP (250W OR 400W HPS)
2	STL LU 015	1	LUMINAIRE, 200/400W, HPS, ROADWAY, CUT-OFF
3	STL PC 001	1	PHOTOCONTROL, ELECTRONIC, TWIST-LOCK

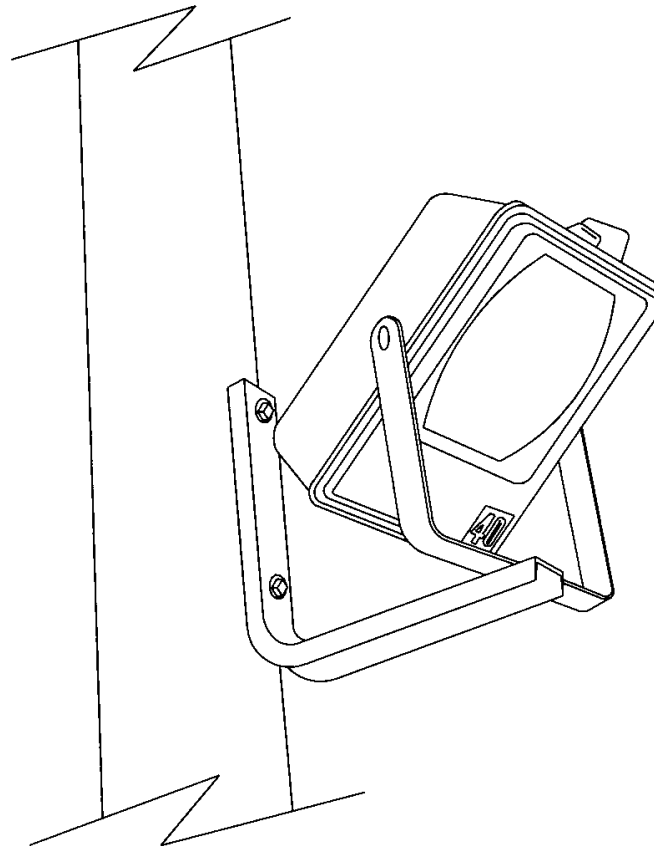
FL1 – SINGLE MOUNT FLOODLIGHT

NO SECONDARY OBSTRUCTIONS

200W HPS, 400W HPS, 320W MH

OPTIONS: 2H, 4H, 32M

BOLT PLATE: NONE

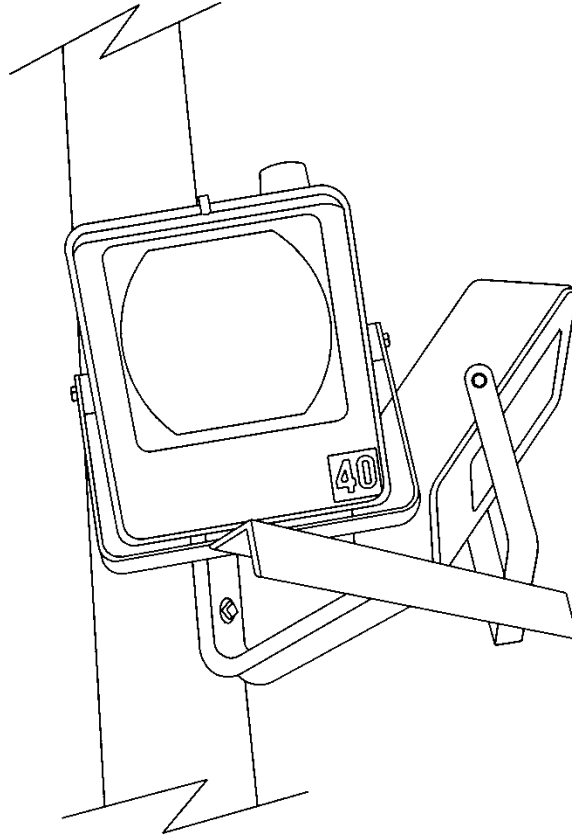


NO.	ITEM ID	QTY	DESCRIPTION
1	BKT SL 013	1	BRACKET, SINGLE MOUNT, FOR FLOODLIGHT
2	BOL MS 020	2	BOLT, MACHINE, SQUARE HEAD, 5/8X14
3	CNN CP 002	1	CONNECTOR, AL. COMP., SIDE-BY, 6-2 2-1/0
4	CNN CP 008	1	CONNECTOR, AL. COMP., SIDE-BY, 6-2 3/0-4/0
5	CNN VG 002	2	CONNECTOR, VISE GRIP, 8-4 SOL. 12-4 SOL.
6	COB CO 028	3	CONDUCTOR, COPPER, BARE, #4
7	COV IC 002	1	COVER, INSULATED, "D" SIZE CONNECTORS/SLEEVES
8	STL FL ***	1	GENERAL CODE FOR FLOODLIGHT FIXTURE
9	STL LA ***	1	GENERAL CODE FOR LAMP
10	STL PC 001	1	PHOTOCONTROL, ELECTRONIC, TWIST-LOCK
11	WAS RD 004	4	WASHER, ROUND, 1-3/4 IN. DIA., FOR 5/8 IN. DIA. BOLT
12	WAS SF 003	2	WASHER, SQUARE, FLAT, 3 IN., FOR 3/4 IN. DIA. BOLT
13	WAS SP 002	2	WASHER, SPRING, DOUBLE HELIX, FOR 3/4 IN. DIA. BOLT

FL2 – DOUBLE MOUNT FLOODLIGHT

NO SECONDARY OBSTRUCTIONS
200W HPS, 400W HPS, 320W MH

OPTIONS: 2H, 4H, 32M
BOLT PLATE: NONE



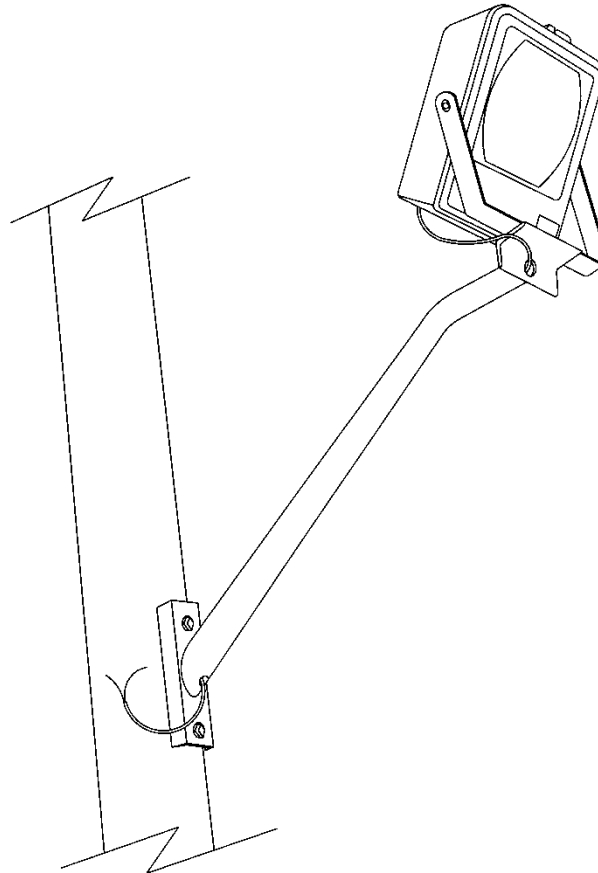
NO.	ITEM ID	QTY	DESCRIPTION
1	BKT SL 012	1	BRACKET, FLOODLIGHT ADAPTER
2	BKT SL 013	1	BRACKET, SINGLE MOUNT, FOR FLOODLIGHT
3	BOL MS 020	2	BOLT, MACHINE, SQUARE HEAD, 5/8X14
4	CNN CP 002	2	CONNECTOR, AL. COMP., SIDE-BY, 6-2 2-1/0
5	CNN CP 008	2	CONNECTOR, AL. COMP., SIDE-BY, 6-2 3/0-4/0
6	CNN VG 002	3	CONNECTOR, VISE GRIP, 8-4 SOL. 12-4 SOL.
7	COB CO 028	3	CONDUCTOR, COPPER, BARE, #4
8	COV IC 002	2	COVER, INSULATED, "D" SIZE CONNECTORS/SLEEVES
9	STL FL ***	2	GENERAL CODE FOR FLOODLIGHT FIXTURE
10	STL LA ***	2	GENERAL CODE FOR LAMP
11	STL PC 001	2	PHOTOCONTROL, ELECTRONIC, TWIST-LOCK
12	WAS RD 004	4	WASHER, ROUND, 1-3/4 IN. DIA., FOR 5/8 IN. DIA. BOLT
13	WAS SF 003	2	WASHER, SQUARE, FLAT, 3 IN., FOR 3/4 IN. DIA. BOLT
14	WAS SP 002	2	WASHER, SPRING, DOUBLE HELIX, FOR 3/4 IN. DIA. BOLT

FL3 – SINGLE MOUNT FLOODLIGHT WITH SECONDARY OBSTRUCTIONS

200W HPS, 400W HPS, 320W MH

OPTIONS: 2H, 4H, 32M

BOLT PLATE: NONE



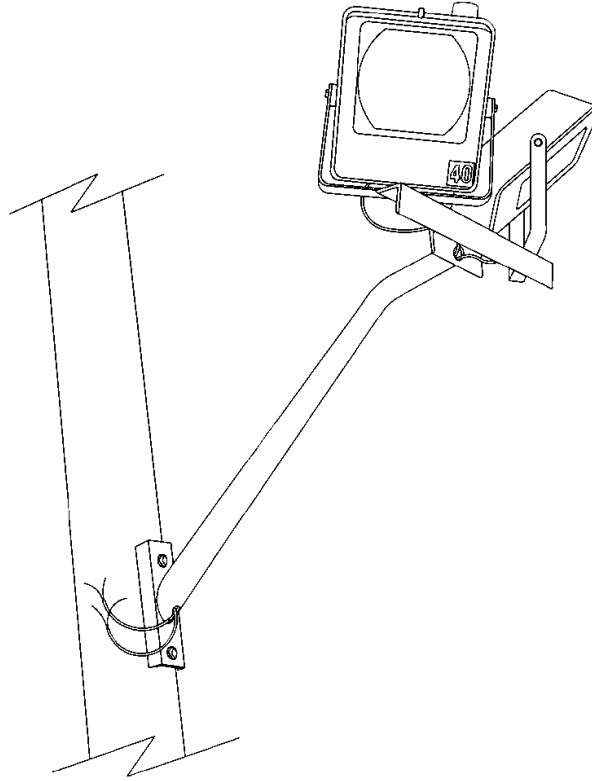
NO.	ITEM ID	QTY	DESCRIPTION
1	BKT SL 011	1	BRACKET, SINGLE MOUNT, FOR FLOODLIGHT, 4 FOOT LENGTH
2	BOL MS 020	2	BOLT, MACHINE, SQUARE HEAD, 5/8X14
3	CNN CP 002	1	CONNECTOR, AL. COMP., SIDE-BY, 6-2 2-1/0
4	CNN CP 008	1	CONNECTOR, AL. COMP., SIDE-BY, 6-2 3/0-4/0
5	CNN VG 002	2	CONNECTOR, VISE GRIP, 8-4 SOL. 12-4 SOL.
6	COB CO 028	3	CONDUCTOR, COPPER, BARE, #4
7	COV IC 002	1	COVER, INSULATED, "D" SIZE CONNECTORS/SLEEVES
8	STL FL ***	1	GENERAL CODE FOR FLOODLIGHT FIXTURE
9	STL LA ***	1	GENERAL CODE FOR LAMP
10	STL PC 001	1	PHOTOCONTROL, ELECTRONIC, TWIST-LOCK
11	WAS RD 004	4	WASHER, ROUND, 1-3/4 IN. DIA., FOR 5/8 IN. DIA. BOLT
12	WAS SF 003	2	WASHER, SQUARE, FLAT, 3 IN., FOR 3/4 IN. DIA. BOLT
13	WAS SP 002	2	WASHER, SPRING, DOUBLE HELIX, FOR 3/4 IN. DIA. BOLT

FL4 - DOUBLE MOUNT FLOODLIGHT WITH SECONDARY OBSTRUCTIONS

200W HPS, 400W HPS, 320W MH

OPTIONS: 2H, 4H, 4M

BOLT PLATE: NONE



NO.	ITEM ID	QTY	DESCRIPTION
1	BKT SL 011	1	BRACKET, SINGLE MOUNT, FOR FLOODLIGHT, 4 FOOT LENGTH
2	BKT SL 012	1	BRACKET, FLOODLIGHT ADAPTER
3	BOL MS 020	2	BOLT, MACHINE, SQUARE HEAD, 5/8X14
4	CNN CP 002	2	CONNECTOR, AL. COMP., SIDE-BY, 6-2 2-1/0
5	CNN CP 008	2	CONNECTOR, AL. COMP., SIDE-BY, 6-2 3/0-4/0
6	CNN VG 002	3	CONNECTOR, VISE GRIP, 8-4 SOL. 12-4 SOL.
7	COB CO 028	3	CONDUCTOR, COPPER, BARE, #4
8	COV IC 002	2	COVER, INSULATED, "D" SIZE CONNECTORS/SLEEVES
9	STL FL ***	2	GENERAL CODE FOR FLOODLIGHT FIXTURE
10	STL LA ***	2	GENERAL CODE FOR LAMP
11	STL PC 001	2	PHOTOCONTROL, ELECTRONIC, TWIST-LOCK
12	WAS RD 004	4	WASHER, ROUND, 1-3/4 IN. DIA., FOR 5/8 IN. DIA. BOLT
13	WAS SF 003	2	WASHER, SQUARE, FLAT, 3 IN., FOR 3/4 IN. DIA. BOLT
14	WAS SP 002	2	WASHER, SPRING, DOUBLE HELIX, FOR 3/4 IN. DIA. BOLT