PROTECTION AND CONTROL
CONSTRUCTION DRAWINGS FOR THE
INSTALLATION OF

BEEGHLY HEIGHTS SUBSTATION
8C1 CAP BANK CONTROL REPLACEMENT

BUILDING COMMUNITY

SYSTEM PROTECTION & CONTROL PROJECTS 20413

MANAGER/APPROVED : RYAN C. HEATON
PROJECT NO. : 8005286
RELAY ENGINEER : SPENCER HAMILTON

PROJECT LOCATION
14153 URN ROAD
JACKSONVILLE, FL 32218

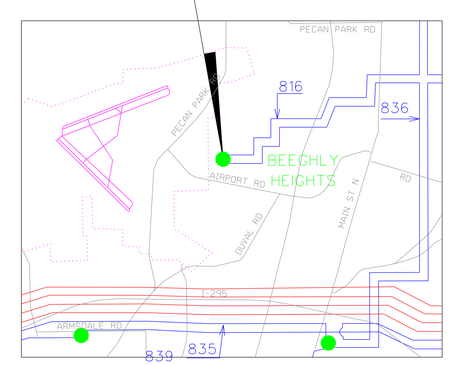

LOCATION MAP
NOT TO SCALE

NOTE:
IF THERE ARE ANY COMMENTS/QUESTIONS, PLEASE CONTACT RELAY ENGINEER AND/OR SP&CP 20413 MANAGER.

INSTRUCTIONS FOR RETURNING MARKED UP DRAWINGS FOR AS-BUILTS:
1. RETURN AS-BUILTS TO RESPECTIVE SP&CP 20413 PROJECT MANAGER.
2. THIS SHEET MUST BE RETURNED TO SP&CP 20413 WITH MARKED UP PRINTS FOR AS-BUILTS.
3. THIS SHEET MUST PROCEED EACH JOB. WHEN RETURNING MULTIPLE PROJECTS AT THE SAME SUBSTATION AS A SINGLE SUBMITTAL, FOR EXAMPLE: EACH FEEDER, EACH TRANSFORMER, ETC.
4. DRAWINGS BEING RETURNED FOR AS-BUILTS MUST FOLLOW THE SAME ORDER AS SHOWN IN THE "INDEX OF DRAWINGS."

SAVED BY: cikoj 7/31/2020 7:57:49 AM

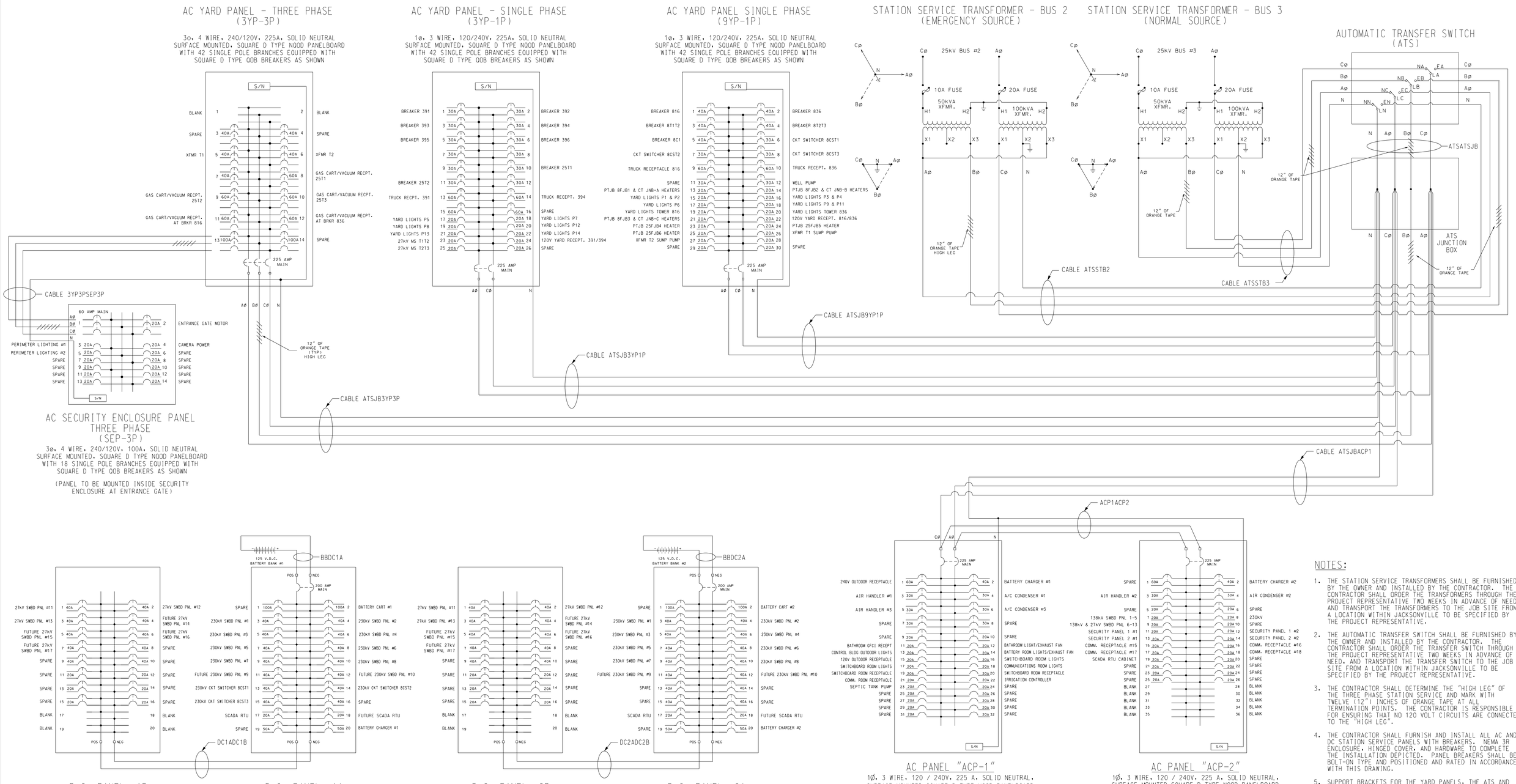

NOTE: T-3, 25T3, AND FEEDERS REMOVED FOR STARRATT ROAD SUBSTATION. ALL ASSOCIATED DE-TERMINATED CABLES FOR OLD T-3, 25T3, AND FEEDERS WILL BE PLACED INSIDE THE CABLE TRENCH.

NOTES:

1. THE STATION SERVICE TRANSFORMERS SHALL BE FURNISHED BY THE OWNER AND INSTALLED BY THE CONTRACTOR. THE CONTRACTOR SHALL ORDER THE TRANSFORMERS THROUGH THE PROJECT REPRESENTATIVE TWO WEEKS IN ADVANCE OF NEED, AND TRANSPORT THE TRANSFORMERS TO THE JOB SITE FROM A LOCATION WITHIN JACKSONVILLE TO BE SPECIFIED BY THE PROJECT REPRESENTATIVE.
2. THE AUTOMATIC TRANSFER SWITCH SHALL BE FURNISHED BY THE OWNER AND INSTALLED BY THE CONTRACTOR. THE CONTRACTOR SHALL ORDER THE TRANSFER SWITCH THROUGH THE PROJECT REPRESENTATIVE TWO WEEKS IN ADVANCE OF NEED, AND TRANSPORT THE TRANSFER SWITCH TO THE JOB SITE FROM A LOCATION WITHIN JACKSONVILLE TO BE SPECIFIED BY THE PROJECT REPRESENTATIVE.
3. THE CONTRACTOR SHALL DETERMINE THE "HIGH LEG" OF THE THREE PHASE STATION SERVICE AND MARK WITH TWELVE (12") INCHES OF ORANGE TAPE AT ALL TERMINATION POINTS. THE CONTRACTOR IS RESPONSIBLE FOR ENSURING THAT NO 120 VOLT CIRCUITS ARE CONNECTED TO THE "HIGH LEG".
4. THE CONTRACTOR SHALL FURNISH AND INSTALL ALL AC AND DC STATION SERVICE PANELS WITH BREAKERS. NEMA 3R ENCLOSURE, HINGED COVER, AND HARDWARE TO COMPLETE THE INSTALLATION DEPICTED. PANEL BREAKERS SHALL BE BOLT-ON TYPE AND POSITIONED AND RATED IN ACCORDANCE WITH THIS DRAWING.
5. SUPPORT BRACKETS FOR THE YARD PANELS, THE ATS AND THE ATS JUNCTION BOX HAVE BEEN PROVIDED ON THE APPROPRIATE STRUCTURES. THE CONTRACTOR SHALL SUPPLY ALL NECESSARY HARDWARE SUPPORT CHANNELS/FITTINGS NECESSARY FOR FASTENING THE PANELS TO THE STRUCTURE SUPPORT BRACKETS AS NEEDED.
6. THE CONTRACTOR SHALL LABEL THE BRANCH BREAKERS ACCORDING TO THE INSTRUCTIONS OF THE LABELING SUBSECTION OF SPECIFICATION SECTION IX.
7. THE CONTRACTOR SHALL FURNISH AND INSTALL THE ATS JUNCTION BOX IN ACCORDANCE WITH DETAIL G. DRAWING BG022CD1.

NO.	REVISIONS TO DRAWING	BY	DATE	APPROVED
A	ISSUED FOR BID	B&V	092302	CEB
B	ADDED XFMR SUMP PUMP CIRCUITS	B&V	112202	CEB
C	ISSUED FOR CONSTRUCTION	GM	121302	
D	ADDED SECOND BATTERY BANK AND DC PANELS	B&V	021403	CEB
E	REVISED FOR CHANGE ORDER #1	B&V	040403	CEB
F	ADD CIRCUIT BREAKER 8C1 TO PANEL 9YP-1P	GLM	080503	GLM
G	T-3 FEEDERS REMOVAL FOR STARRATT SUBSTATION	MSM	41211	MSM

ENGINEERING	BY	DATE
DESIGNED	SJJ	050602
CHECKED	CEB	053102
APPROVED	CEB	092302

DRAFTING	BY	DATE
PRELIMINARY	GRW	050602
FINAL DESIGN	GRW	092302
AS BUILT	GRW	092302

BEEGHLY HEIGHTS SUBSTATION

STATION SERVICE AND YARD PANELS

230kV/138kV/27kV LOW PROFILE SUBSTATION

JEA BUILDING COMMUNITY

SCALE: NO SCALE

IFB NO: JCS-009-003

DESIGN FILENAME:

DRAWING NO: BHI26

SHEET NO:

ENGINEER OF RECORD
Craig E. Bonestroo, PE 31055
Black & Veatch, CA 8132
201 S. Orange Avenue, Suite 500
Orlando, Florida 32801

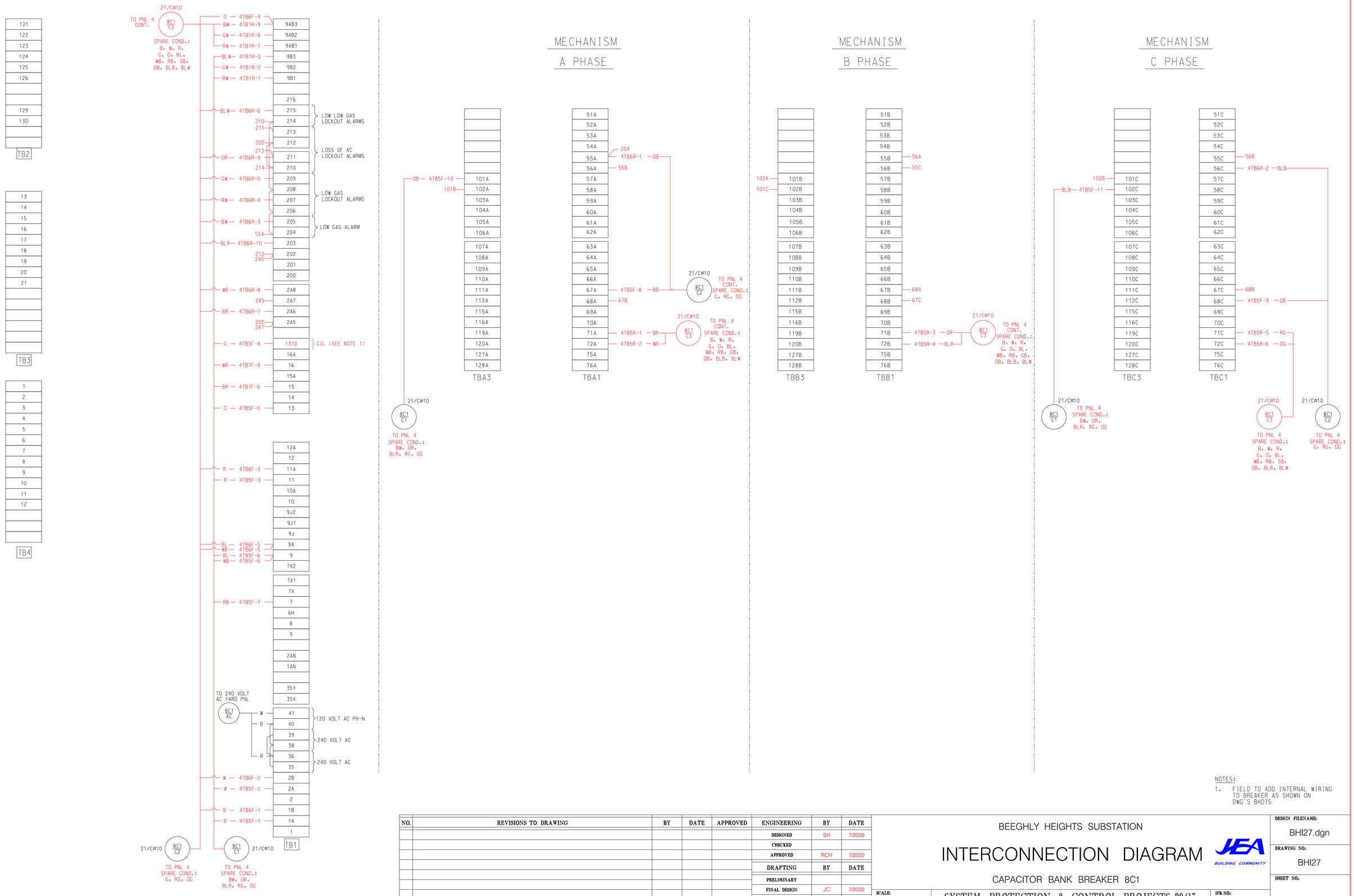

NOTES:

1. FIELD TO ADD INTERNAL WIRING TO BREAKER AS SHOWN ON DWG'S BHD75

NO.	REVISIONS TO DRAWING	BY	DATE	APPROVED

ENGINEERING	BY	DATE
DESIGNED	SH	7/2020
CHECKED		
APPROVED	RCH	7/2020
DRAFTING	**BY**	**DATE**
PRELIMINARY		
FINAL DESIGN	JC	7/2020
AS BUILT		

BEEGHLY HEIGHTS SUBSTATION

INTERCONNECTION DIAGRAM

CAPACITOR BANK BREAKER 8C1

JEA BUILDING COMMUNITY

SCALE: NONE

SYSTEM PROTECTION & CONTROL PROJECTS 20413

IFB. NO.:

DESIGN FILENAME: BHI27.dgn

DRAWING NO.: BHI27

SHEET NO.:

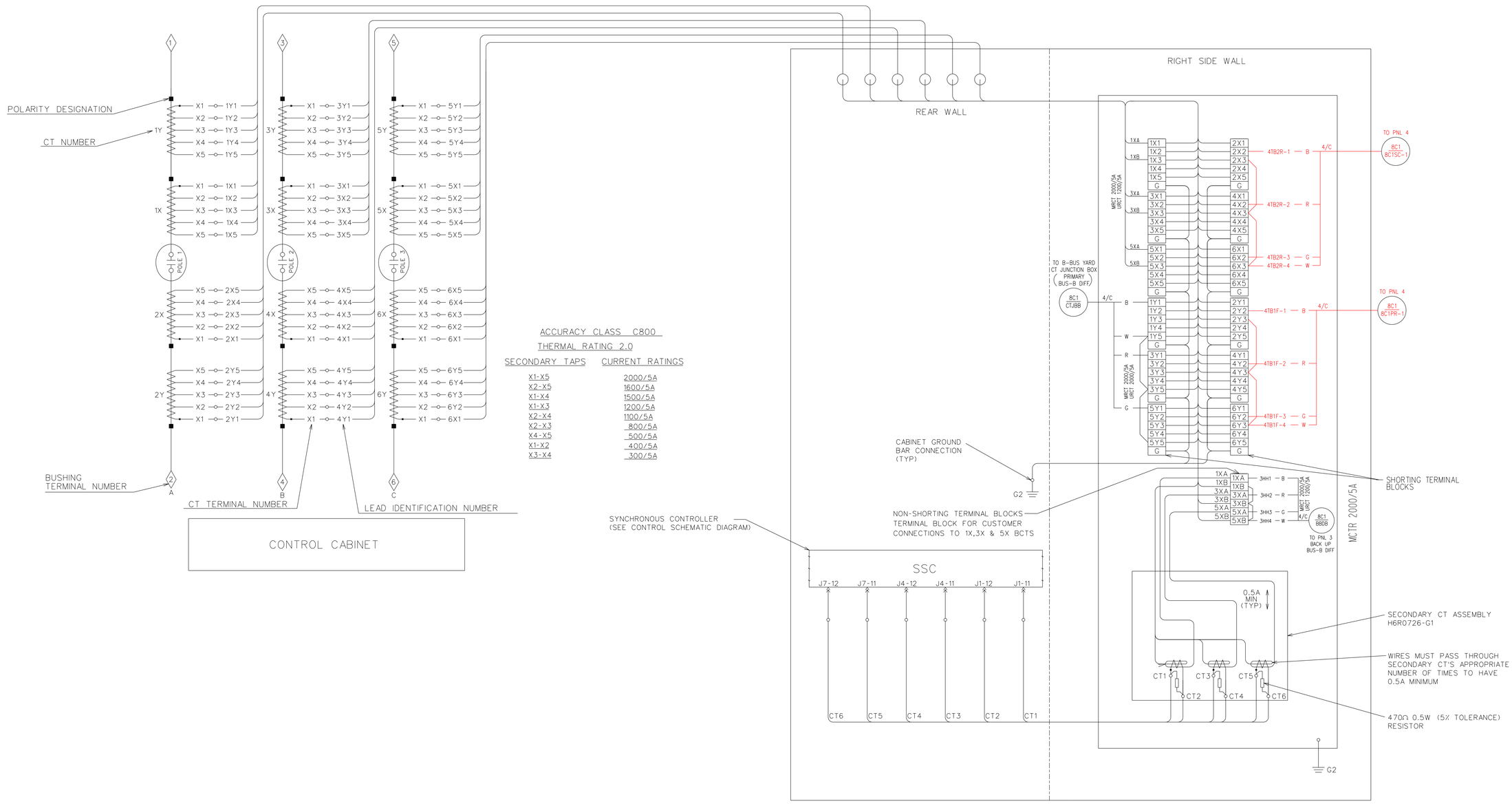

ACCURACY CLASS C800

THERMAL RATING 2.0

SECONDARY TAPS	CURRENT RATINGS
X1-X5	2000/5A
X2-X5	1600/5A
X1-X4	1500/5A
X1-X3	1200/5A
X2-X4	1100/5A
X2-X3	800/5A
X4-X5	500/5A
X1-X2	400/5A
X3-X4	300/5A

NO.	REVISIONS TO DRAWING	BY	DATE	APPROVED	NO.	REVISIONS TO DRAWING	BY	DATE	APPROVED

ENGINEERING	BY	DATE
DESIGNED	SH	7/2020
CHECKED		
APPROVED	RCH	7/2020
DRAFTING	**BY**	**DATE**
PRELIMINARY		
FINAL DESIGN	JC	7/2020
PLOTTED	CIKOJ	8/28/19

BEEGHLY HEIGHTS SUBSTATION

INTERCONNECTION DRAWING

CT CIRCUITS

CAPACITOR BANK BREAKER 8C1

JEA BUILDING COMMUNITY

SCALE: NONE

SYSTEM PROTECTION & CONTROL PROJECTS 20413

IFB NO:

DESIGN FILENAME: NMI522.DGN

DRAWING NO: NMI522

SHEET NO:

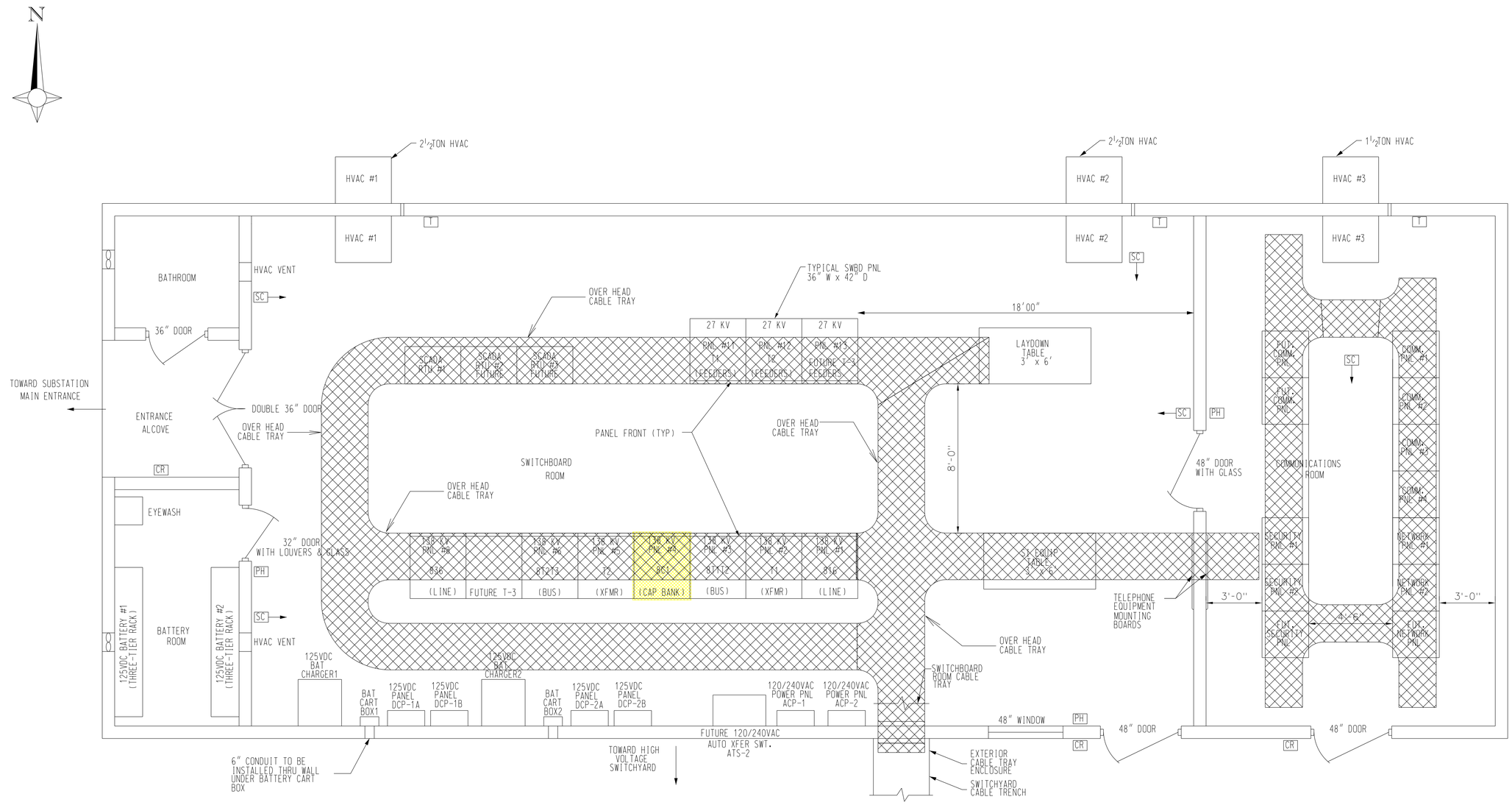

NOTE: T-3, 25T3, AND FEEDERS REMOVED FOR STARRATT ROAD SUBSTATION. ALL ASSOCIATED DE-TERMINATED CABLES FOR OLD T-3, 25T3, AND FEEDERS WILL BE PLACED INSIDE THE CABLE TRENCH.

LEGEND

- DS = ELECTRICAL DISCONNECT SWITCH
- CR = CARD READER
- SC = SECURITY CAMERA
- T = HVAC THERMOSTAT
- PH = PHONE HANDEST

NO.	REVISIONS TO DRAWING	BY	DATE	APPROVED
0	FINAL AS-BUILT PANELS		9/22/03	VINOD
1	T-3 FEEDERS REMOVAL FOR STARRATT SUBSTATION	MSM	4/12/11	
2	AS-BUILT	JC	5/2020	RCH
3	8C1 CAP BANK CONTROL REPLACEMENT	SH	7/2020	RCH

NO.	REVISIONS TO DRAWING	BY	DATE	APPROVED

ENGINEERING	BY	DATE
DESIGNED	VINOD	3/4/03
CHECKED	VINOD	3/4/03
APPROVED	VINOD	3/4/03
DRAFTING	**BY**	**DATE**
PRELIMINARY		
FINAL DESIGN		
PLOTTED	CIKOJ	8/26/19

BEEGHLY HEIGHTS SUBSTATION

CONTROL ROOM LAYOUT

JEA BUILDING COMMUNITY

SCALE: NONE

SYSTEM PROTECTION & CONTROL PROJECTS 20413

IFB NO:

DESIGN FILENAME: BHL01.DGN

DRAWING NO: BHL01

SHEET NO:

SAVED BY: cikoj 6/29/2020 11:08:25 AM

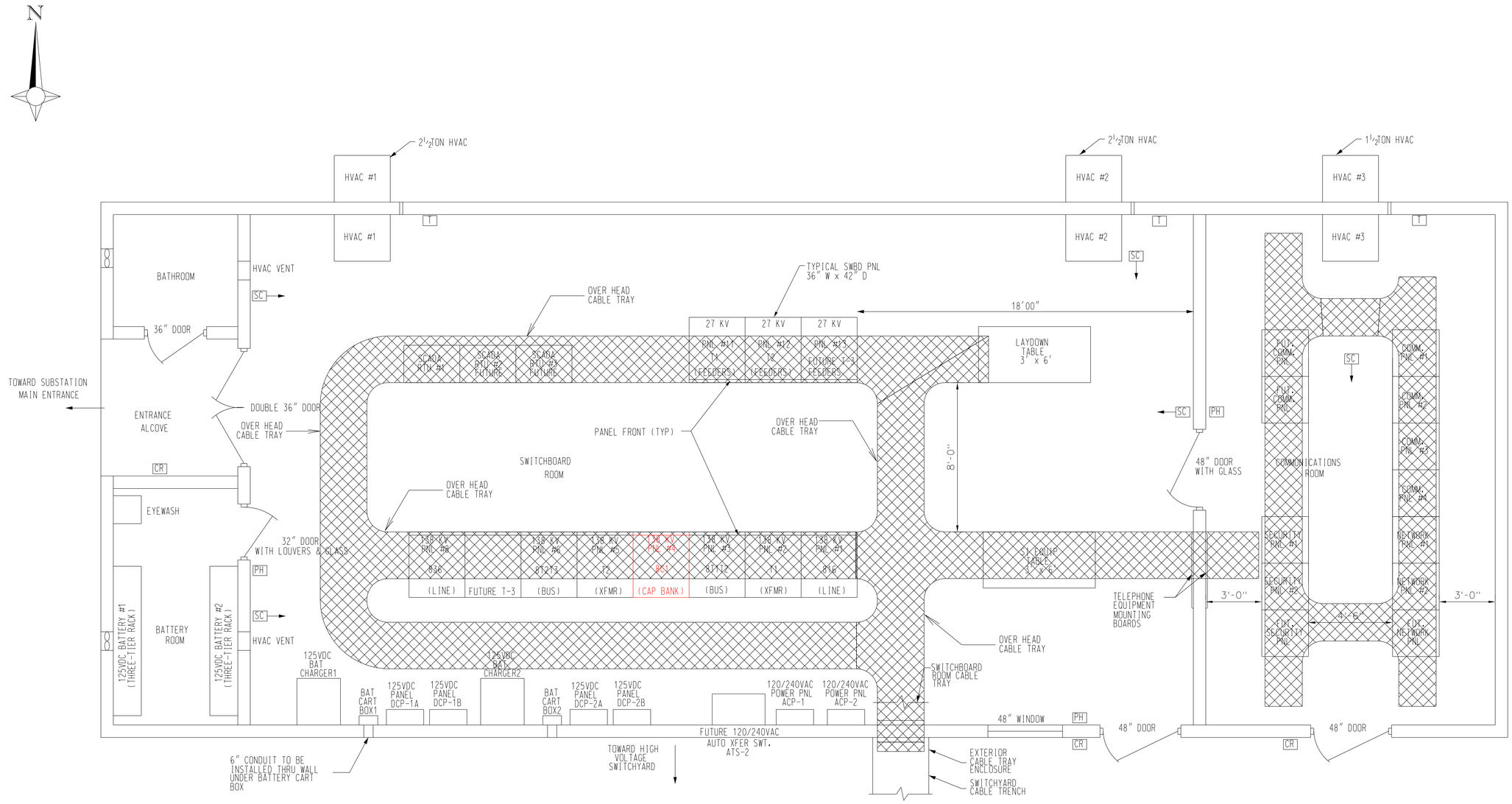

LEGEND

- DS = ELECTRICAL DISCONNECT SWITCH
- CR = CARD READER
- SC = SECURITY CAMERA
- T = HVAC THERMOSTAT
- PH = PHONE HANDEST

NOTE: T-3, 25T3, AND FEEDERS REMOVED FOR STARRATT ROAD SUBSTATION. ALL ASSOCIATED DE-TERMINATED CABLES FOR OLD T-3, 25T3, AND FEEDERS WILL BE PLACED INSIDE THE CABLE TRENCH.

NO.	REVISIONS TO DRAWING	BY	DATE	APPROVED
0	FINAL AS-BUILT PANELS		9/22/03	VINOD
1	T-3 FEEDERS REMOVAL FOR STARRATT SUBSTATION	MSM	4/12/11	
2	AS-BUILT	JC	5/2020	RCH
3	BC1 CAP BANK CONTROL REPLACEMENT	SH	5/2020	RCH

NO.	REVISIONS TO DRAWING	BY	DATE	APPROVED

ENGINEERING	BY	DATE
DESIGNED	VINOD	3/4/03
CHECKED	VINOD	3/4/03
APPROVED	VINOD	3/4/03
DRAFTING	**BY**	**DATE**
PRELIMINARY		
FINAL DESIGN		
PLOTTED	CIKOJ	8/26/19

BEEGHLY HEIGHTS SUBSTATION

CONTROL ROOM LAYOUT

JEA BUILDING COMMUNITY

SCALE: NONE

SYSTEM PROTECTION & CONTROL PROJECTS 20413

IFB NO:

DESIGN FILENAME: BHL01.DGN

DRAWING NO: BHL01

SHEET NO:

SAVED BY: cikoj 7/17/2020 3:38:51 PM

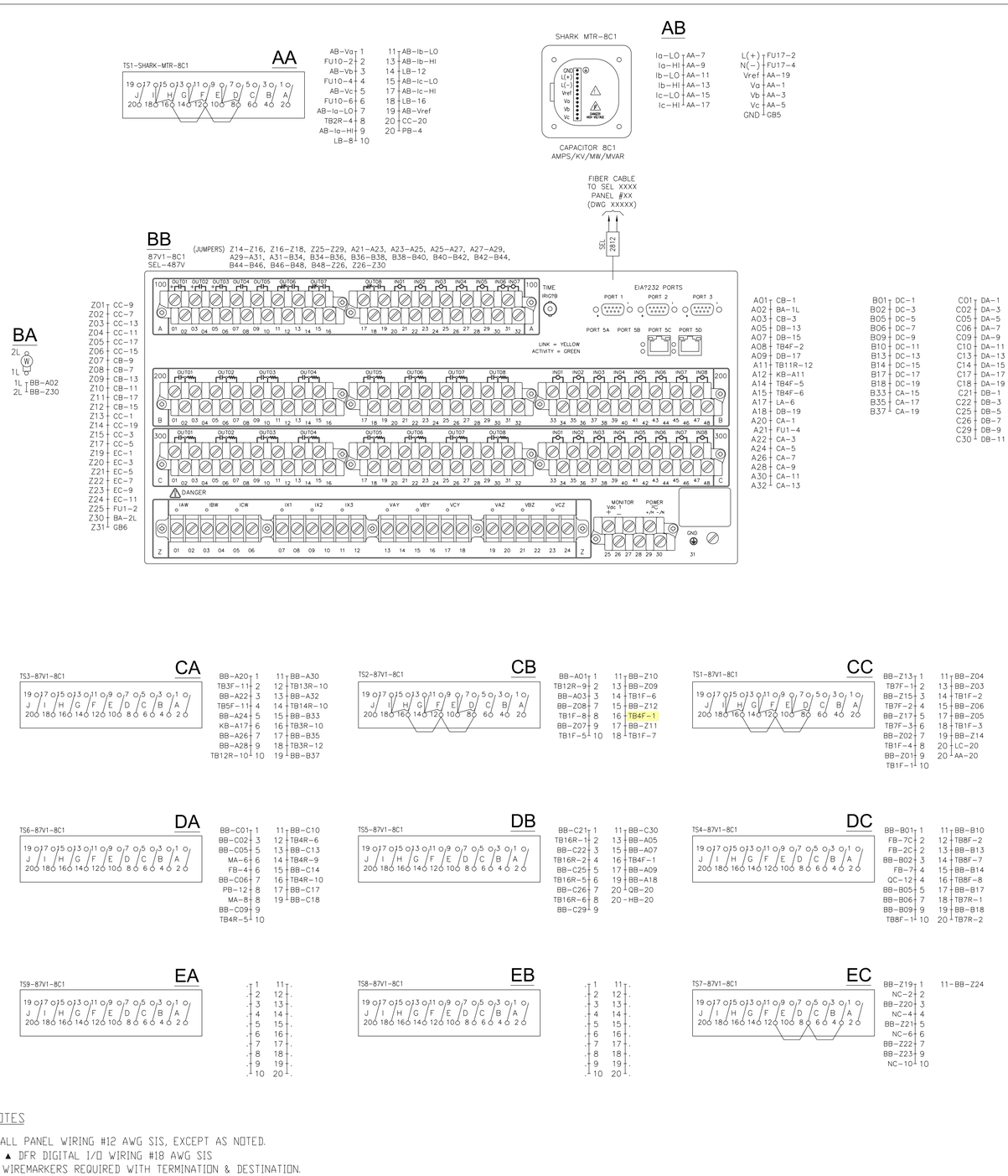

NOTES

1. ALL PANEL WIRING #12 AWG SIS, EXCEPT AS NOTED.
   ▲ DFR DIGITAL I/O WIRING #18 AWG SIS
2. WIREMARKERS REQUIRED WITH TERMINATION & DESTINATION.
3. LUGS ARE RING TONGUE UNINSULATED.

DOOR REAR VIEW

LEFT SIDE SHEET

NO.	REVISIONS TO DRAWING	BY	DATE	APPROVED
1	WIRING UPDATE	SH	5/2020	RCH

NO.	REVISIONS TO DRAWING	BY	DATE	APPROVED

ENGINEERING	BY	DATE
DESIGNED	SH	4/2020
CHECKED		
APPROVED	RCH	4/2020
DRAFTING	**BY**	**DATE**
PRELIMINARY		
FINAL DESIGN		
PLOTTED		

BEEGHLY HEIGHTS SUBSTATION

WIRING DIAGRAM

138KV PANEL 4 (CAPACITOR BANK 8C1)
FRONT AND LEFT SIDE

JEA BUILDING COMMUNITY

SCALE: NONE

SYSTEM PROTECTION & CONTROL PROJECTS 20413

IFB NO:

DESIGN FILENAME: BHW23.DGN

DRAWING NO: BHW23

SHEET NO: 1 OF 4

SAVED BY: cikoj 7/20/2020 10:29:54 AM

FB

52CS-8C1

1L	FB-5L	4L	TB6F-4
1L	QA-6	5L	FB-1L
2L	TB5F-5	6L	TB5F-4
3L	QA-12		

1	QB-4	5	QB-C06
1C	TB5R-9	5C	FB-1C
1C	FB-5C	7	TB5F-6
2	QC-10	7	DC-4
2C	DC-2	7C	TB7R-5
4	DA-6	7C	DC-2
4	FC-54		
4C	PB-10		

FC

86BF-8C1

FC-TB6	B	TB1	FC-57
QA-2L	B	TB4	FC-54
FC-TB7	F	TB4	QC-18
QC-20	G	TB6	FC-B
TB16F-5	11	TB7	FC-F
HC-1	12	TB8	LA-12
TB16F-6	13	21	TB18F-5
HC-5	14	22	HC-9
KB-A12	15	23	TB18F-6
HC-7	16	24	HC-13
QB-2	17	26	HC-15
HC-3	18	28	HC-11
TB18F-11	31	41	TB17F-5
HC-17	32	42	HB-5
TB18F-12	33	43	TB17F-6
HB-1	34	44	HB-9
HB-3	36	46	HB-11
HC-19	38	48	HB-7
HA-1	52	61	TB17F-11
FB-4	54	62	HA-3
FC-TB4	54	63	TB17F-12
HB-19	55	64	HA-7
FC-TB1	57	66	HA-9
TB16F-12	58	68	HA-5
HA-11	72	81	TB15R-5
LA-14	78	82	JC-1
TB15R-11	91	83	TB15R-6
JC-9	92	84	JC-5
TB15R-12	93	86	JC-7
JC-13	94	88	JC-3
JC-15	96	101	TB15F-5
JC-11	98	102	JC-17
TB15F-11	111	103	TB15F-6
JB-5	112	104	JB-1
TB15F-12	113	106	JB-3
JB-9	114	108	JC-19
JB-11	116	121	TB18R-5
JB-7	118	122	JB-13
		123	TB18R-6
		124	JB-17
		126	JB-19
		128	JB-15

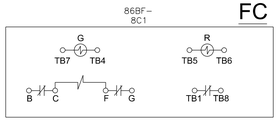



KB

87V2-8C1
SEL-487V

(JUMPERS) Z14-Z16, Z16-Z18, Z25-Z29, A21-A23, A23-A25, A25-A27, A27-A29, A29-A31, A31-B34, B34-B36, B36-B38, B38-B40, B40-B42, B42-B44, B44-B46, B46-B48, B48-Z26, Z26-Z30

FIBER CABLE TO SEL XXXX PANEL XX

SEL 2812

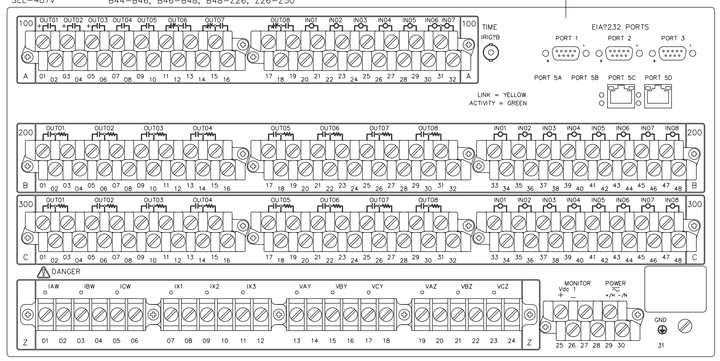

KA

1L	KB-A02
2L	KB-Z30

Z01	LC-9	A01	LB-1	B01	MC-1	C01	MA-1
Z02	LC-7	A02	KA-1L	B02	MC-3	C02	MA-3
Z03	LC-13	A03	LB-3	B05	MC-5	C05	MA-7
Z04	LC-11	A05	MB-13	B06	MC-7	C06	MA-9
Z05	LC-17	A07	MB-15	B09	MC-9	C09	MA-11
Z06	LC-15	A08	TB4F-4	B10	MC-11	C10	MA-13
Z07	LB-9	A09	MB-17	B13	MC-13	C13	MA-15
Z08	LB-7	A11	BB-A12	B14	MC-15	C14	MA-17
Z09	LB-13	A12	FC-15	B17	MC-17	C17	MA-19
Z10	LB-11	A14	TB4F-7	B18	MC-19	C18	MB-1
Z11	LB-17	A15	TB4F-8	B33	LA-15	C21	MB-3
Z12	LB-15	A17	CA-6	B35	LA-17	C22	MB-5
Z13	LC-1	A18	MB-19	B37	LA-19	C25	MB-7
Z14	LC-19	A20	LA-1			C26	MB-9
Z15	LC-3	A21	FU2-4			C29	MB-11
Z17	LC-5	A22	LA-3			C30	
Z19	NC-1	A24	LA-5				
Z20	NC-3	A26	LA-7				
Z21	NC-5	A28	LA-9				
Z22	NC-7	A30	LA-11				
Z23	NC-9	A32	LA-13				
Z24	NC-11						
Z25	FU2-2						
Z30	KA-2L						
Z31	GB7						

HA

TS3-86BF-8C1

FC-52	1	11	FC-72
TB16F-11	2	12	HB-20
FC-62	3	13	LB-2
TB17F-7	4		
FC-68	5		
TB17F-8	6		
FC-64	7		
TB17F-9	8		
FC-66	9		
TB17F-10	10		

HB

TS2-86BF-8C1

FC-34	1	11	FC-46
TB18F-9	2	12	TB17F-4
FC-36	3	19	FC-55
TB18F-10	4	20	DB-20
FC-42	5	20	HA-12
TB17F-1	6		
FC-48	7		
TB17F-2	8		
FC-44	9		
TB17F-3	10		

HC

TS1-86BF-8C1

FC-12	1	11	FC-28
TB16F-1	2	12	TB18F-2
FC-18	3	13	FC-24
TB16F-2	4	14	TB18F-3
FC-14	5	15	FC-26
TB16F-7	6	16	TB18F-4
FC-16	7	17	FC-32
TB16F-8	8	18	TB18F-7
FC-22	9	19	FC-38
TB18F-1	10	20	TB18F-8

JA

TS6-86BF-8C1

1		11	
2		12	
3		13	
4		14	
5		15	
6		16	
7		17	
8		18	
9		19	
10		20	

JB

TS5-86BF-8C1

FC-104	1	11	FC-116
TB15F-3	2	12	TB15F-10
FC-106	3	13	FC-122
TB15F-4	4	14	TB18R-1
FC-112	5	15	FC-128
TB15F-7	6	16	TB18R-2
FC-118	7	17	FC-124
TB15F-8	8	18	TB18R-3
FC-114	9	19	FC-126
TB15F-9	10	20	TB18R-4

JC

TS4-86BF-8C1

FC-82	1	11	FC-98
TB15R-1	2	12	TB15R-8
FC-88	3	13	FC-94
TB15R-2	4	14	TB15R-9
FC-84	5	15	FC-96
TB15R-3	6	16	TB15R-10
FC-86	7	17	FC-102
TB15R-4	8	18	TB15F-1
FC-92	9	19	FC-108
TB15R-7	10	20	TB15F-2

LA

TS3-87V2-8C1

KB-A20	1	11	KB-A30
TB3F-9	2	12	FC-TB8
KB-A22	3	13	KB-A32
TB5F-9	4	14	FC-78
KB-A24	5	15	KB-B33
BB-A17	6	17	KB-B35
KB-A26	7	19	KB-B37
KB-A28	9		
OB-A17	10		

LB

TS2-87V2-8C1

KB-A01	1	11	KB-Z10
HA-12	2	12	LC-12
KB-A03	3	13	AA-14
KB-Z08	4	13	KB-Z09
LC-8	8	14	PC-6 TB2R-2
AA-10	8	15	KB-Z12
KB-Z07	9	16	LC-16
TB2R-1 PC-2	10	16	AA-18
		17	KB-Z11
		18	PC-10 TB2R-3

LC

TS1-87V2-8C1

KB-Z13	1	11	KB-Z04
TB7F-1 TB7F-5	2	12	LB-12
KB-Z15	3	13	KB-Z03
TB7F-2 TB7F-6	4	14	PC-6
KB-Z17	5	15	KB-Z06
TB7F-3 TB7F-7	6	16	LB-16
KB-Z02	7	17	KB-Z05
LB-8	8	18	PC-10
KB-Z01	9	19	KB-Z14
PC-2	10	20	TB7F-8
		20	CC-20

MA

TS6-87V2-8C1

KB-C01	1	11	KB-C10
TB4R-3	2	12	TB4R-8
KB-C02	3	13	KB-C13
TB4R-4	4	14	TB4R-11
KB-C05	5	15	KB-C14
TB6R-1	6	16	TB4R-12
DA-6	6	17	KB-C17
KB-C06	7	19	KB-C18
DA-8	8		
TB8R-12	8		
KB-C09	9		
TB4R-7	10		

MB

TS5-87V2-8C1

KB-C21	1	11	KB-C30
TB16R-3	2	13	KB-A05
KB-C22	3	15	KB-A07
TB16R-4	4	16	TB4F-3
KB-C25	5	17	KB-A09
TB16R-7	6	19	KB-A18
KB-C26	7	20	FU1-2
TB16R-8	8	20	TB5F-10
KB-C29	9		

MC

TS4-87V2-8C1

KB-B01	1	11	KB-B10
TB8R-3	2	12	TB8F-4
QC-6	2	13	KB-B13
KB-B02	3	14	TB8F-9
TB6F-5	4	15	KB-B14
TB8R-4	4	16	TB8F-10
KB-B05	5	17	KB-B17
TB8F-11	6	18	TB7R-3
KB-B06	7	19	KB-B18
TB8F-12	8	20	TB7R-4
KB-B09	9		
TB8F-3	10		

NA

TS9-87V2-8C1

1		11	
2		12	
3		13	
4		14	
5		15	
6		16	
7		17	
8		18	
9		19	
10		20	

NB

TS8-87V2-8C1

1		11	
2		12	
3		13	
4		14	
5		15	
6		16	
7		17	
8		18	
9		19	
10		20	

NC

TS7-87V2-8C1

KB-Z19	1	11	KB-Z24
EC-2	2	12	TB6F-12
TB6F-7	2		
KB-Z20	3		
EC-4	4		
KB-Z21	5		
EC-6	6		
TB6F-9	6		
KB-Z22	7		
KB-Z23	9		
EC-10	10		
TB6F-11	10		

NOTES

1. ALL PANEL WIRING #12 AWG SIS, EXCEPT AS NOTED.
   ▲ DFR DIGITAL I/O WIRING #18 AWG SIS
2. WIREMARKERS REQUIRED WITH TERMINATION & DESTINATION.
3. LUGS ARE RING TONGUE UNINSULATED.

DOOR REAR VIEW

DOOR REAR VIEW

NO.	REVISIONS TO DRAWING	BY	DATE	APPROVED	NO.	REVISIONS TO DRAWING	BY	DATE	APPROVED
1	WIRING UPDATE	SH	5/2020	RCH					
2	WIRING UPDATE	SH	7/2020	RCH					

ENGINEERING	BY	DATE
DESIGNED	SH	4/2020
CHECKED		
APPROVED	RCH	4/2020
DRAFTING	**BY**	**DATE**
PRELIMINARY		
FINAL DESIGN		
PLOTTED		

BEEGHLY HEIGHTS SUBSTATION

WIRING DIAGRAM

138KV PANEL 4 (CAPACITOR BANK 8C1)
FRONT SIDE

JEA BUILDING COMMUNITY

SCALE: NONE

SYSTEM PROTECTION & CONTROL PROJECTS 20413

IFB NO:

DESIGN FILENAME: BHW24.DGN

DRAWING NO: BHW24

SHEET NO: 2 OF 4

SAVED BY: cikoj 7/20/2020 10:30:06 AM

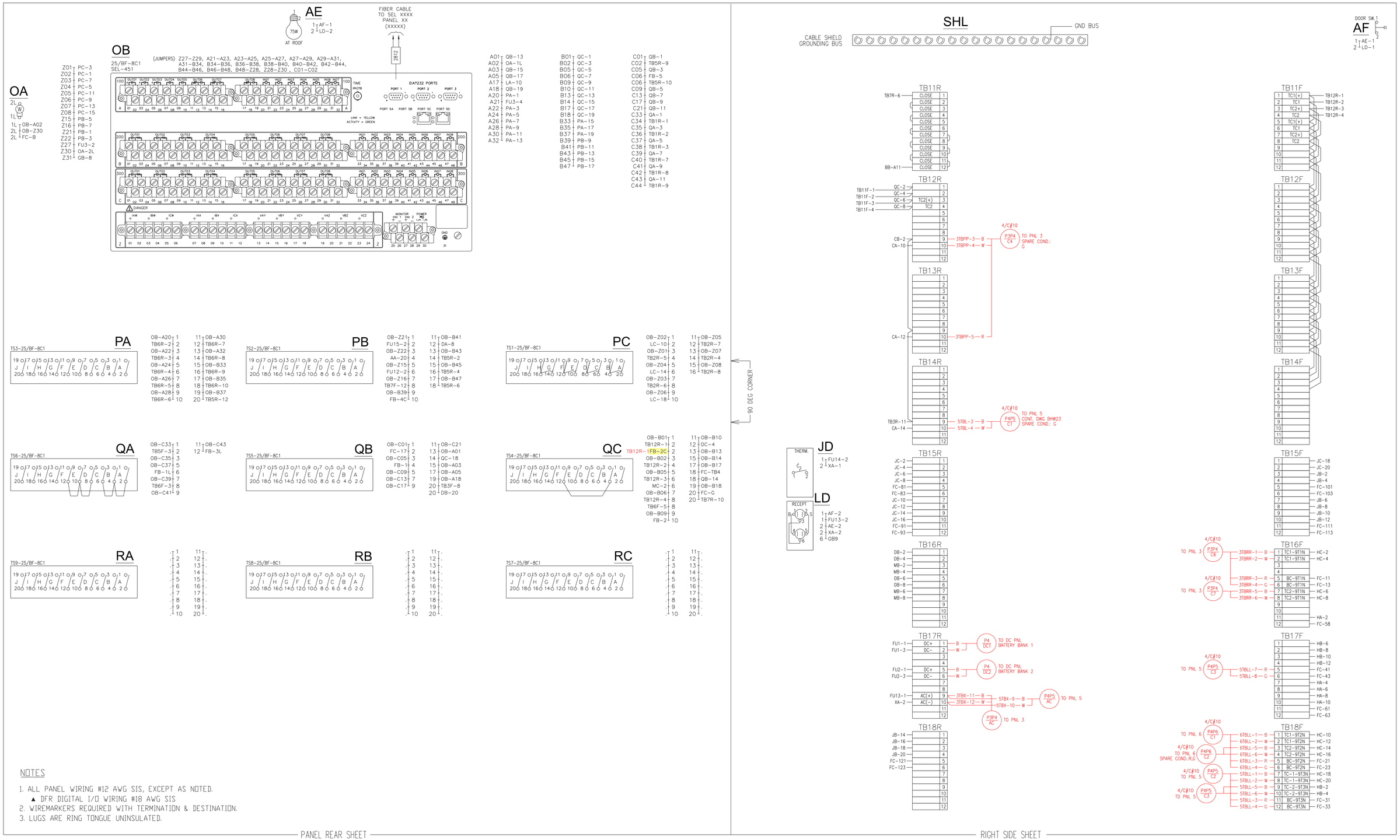

NOTES

1. ALL PANEL WIRING #12 AWG SIS, EXCEPT AS NOTED.
   ▲ DFR DIGITAL I/O WIRING #18 AWG SIS
2. WIREMARKERS REQUIRED WITH TERMINATION & DESTINATION.
3. LUGS ARE RING TONGUE UNINSULATED.

PANEL REAR SHEET

RIGHT SIDE SHEET

NO.	REVISIONS TO DRAWING	BY	DATE	APPROVED	NO.	REVISIONS TO DRAWING	BY	DATE	APPROVED
1	WIRING UPDATE	SH	5/2020	RCH					

ENGINEERING	BY	DATE
DESIGNED	SH	4/2020
CHECKED		
APPROVED	RCH	4/2020
DRAFTING	**BY**	**DATE**
PRELIMINARY		
FINAL DESIGN		
PLOTTED		

BEEGHLY HEIGHTS SUBSTATION

WIRING DIAGRAM

138KV PANEL 4 (CAPACITOR BANK 8C1)
REAR AND RIGHT SIDE

JEA BUILDING COMMUNITY

SCALE: NONE

SYSTEM PROTECTION & CONTROL PROJECTS 20413

IFB NO.:

DESIGN FILENAME: BHW25.DGN

DRAWING NO.: BHW25

SHEET NO.: 3 OF 4

SAVED BY: cikoj 7/20/2020 10:30:15 AM

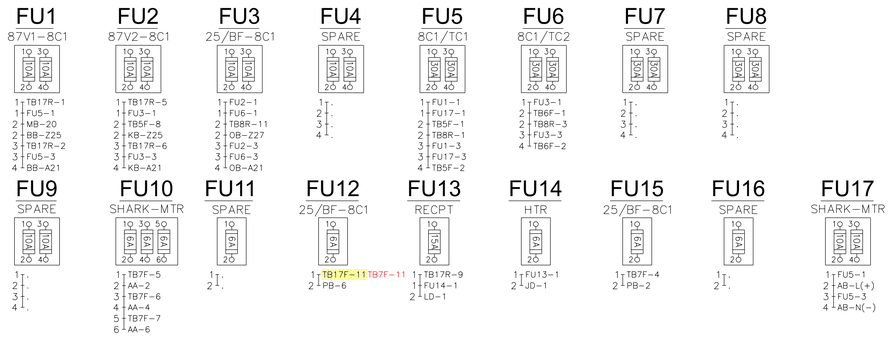

NOTES

1. ALL PANEL WIRING #12 AWG SIS, EXCEPT AS NOTED.
   ▲ DFR DIGITAL I/O WIRING #18 AWG SIS
2. WIREMARKERS REQUIRED WITH TERMINATION & DESTINATION.
3. LUGS ARE RING TONGUE UNINSULATED.

NO.	REVISIONS TO DRAWING	BY	DATE	APPROVED	NO.	REVISIONS TO DRAWING	BY	DATE	APPROVED
1	WIRING UPDATE	SH	5/2020	RCH					

ENGINEERING	BY	DATE
DESIGNED	SH	4/2020
CHECKED		
APPROVED	RCH	4/2020
DRAFTING	**BY**	**DATE**
PRELIMINARY		
FINAL DESIGN		
PLOTTED		

BEEGHLY HEIGHTS SUBSTATION

WIRING DIAGRAM

138KV PANEL 4 (CAPACITOR BANK 8C1)
PANEL REAR SHEET

JEA BUILDING COMMUNITY

SCALE: NONE

SYSTEM PROTECTION & CONTROL PROJECTS 20413

IFR NO:

DESIGN FILENAME: BHW26.DGN

DRAWING NO: BHW26

SHEET NO: 4 OF 4

SAVED BY: cikoj 5/28/2020 10:30:06 AM