OIL LINE ℄ 1'-0 (REF.)
℄ GAS LINE 1'-0 (REF.)
3'-0 (REF.)

N00-RH08-003 AIR HEATER C
AIR HEATER COMBUSTION AIR FAN C N00-RH03-003
N00-RH18-009 LIMESTONE DRYER/MILL DUST COLLECTOR C (ABOVE)
N00-RH08-002 AIR HEATER B
AIR HEATER COMBUSTION AIR FAN B N00-RH03-002
N00-RH18-008 LIMESTONE DRYER/MILL DUST COLLECTOR B (ABOVE)
N00-RH08-001 AIR HEATER A
AIR HEATER COMBUSTION AIR FAN A N00-RH03-001
N00-RH18-007 LIMESTONE DRYER/MILL DUST COLLECTOR A (ABOVE)
CONCRETE FLOOR

N00-RH53-012 LIMESTONE DRYER/MILL DUSTI COLLECTOR C DISCHARGE FEEDER (ABOVE)
N00-RH53-011 LIMESTONE DRYER/MILL DUST COLLECTOR DISCHARGE FEEDER B (ABOVE)
N00-RH53-010 LIMESTONE DRYER/MILL DUST COLLECTOR DISCHARGE FEEDER A (ABOVE)

STAIRS UP
STAIRS DOWN
STAIRS UP
EXPANSION JOINT
EXPANSION JOINT
EXPANSION JOINT
ACCESS HATCH
N00-RH07-001 LIMESTONE PRODUCT SURGE BIN A
ACCESS HATCH
N00-RH07-003 LIMESTONE PRODUCT SURGE BIN C
ACCESS HATCH
N00-RH07-002 LIMESTONE PRODUCT SURGE BIN B

21'-4 3/8
STAIRS UP
3'-1 1/16
3'-1 1/16
℄ N00-RH07-001
℄ N00-RH07-002
℄ N00-RH07-003
3'-0
3'-0
3'-6

N00-RH03-012 FLUID DRIVE HEAT EXCHANGER
N00-RH03-011 FLUID DRIVE HEAT EXCHANGER
N00-RH03-011 FLUID DRIVE HEAT EXCHANGER
DRIVE MOTOR 500 HP
DRIVE MOTOR 500 HP
DRIVE MOTOR 500 HP
FLUID DRIVE
REDUCER
FLUID DRIVE
REDUCER
FLUID DRIVE
REDUCER

℄ LIMESTONE PRODUCT ELEVATING CONVEYORS
N00-RH053-001
N00-RH053-002
N00-RH053-003
8'-3

N00-RH54-003 LIMESTONE DRYER/MILL C
N00-RH54-002 LIMESTONE DRYER/MILL
N00-RH54-001 LIMESTONE DRYER/MILL A

MONORAIL ABOVE FOR 1-TON CAPACITY HOIST BY OTHERS FOR ROD CHARGING (TYP. 3-PLC's.)

N00-MB57-003 LIMESTONE DRYER/MILL MAINTENANCE HOIST C (ABOVE)
N00-MB57-002 LIMESTONE DRYER/MILL MAINTENANCE HOIST B (ABOVE)
N00-MB57-001 LIMESTONE DRYER/MILL MAINTENANCE HOIST A (ABOVE)

STAIRS UP
STAIRS DOWN
EQUIPMENT LOWERING AREA

LIMESTONE PREPARATION BUILDING N 55.374° W 14.547°

12'-0
20'-0
20'-0
1'-0
24'-0
23'-0
16'-0
℄ W.P. L2
℄ W.P. L2
℄ DRYER/MILL
℄ DRYER/MILL
℄ DRYER/MILL
9'-6
9'-6
9'-6
9'-6
9'-6
9'-6
16'-0
19'-0
16'-0
19'-0
16'-0
19'-0
16'-0

PLAN
EL. 28'-6 T/FIN. FLR., U.N.
1 1/4" BAR GRATING, U.N.

NOTES
FOR SYSTEM PLOT PLAN SEE DWG. 9928-PP-L1
WORK THIS DWG. WITH DWG's. 9928-LPB-L1 THRU -LPB-L14

TAG No.	N00-RH00-001
FWUSA CONTRACT No.	13-004600
FWUSA REQUISITION No.	4605-2351-A
FWUSA P.O. No.	PP-0006-13-004600-00
FOR	JEA NORTHSIDE UNITS 1 & 2 REPOWERING PROJECT JACKSONVILLE, FL
EQUIPMENT NO.	N00-RH
B&V DRAWING NO.	61.0409.05-C2002

REV.	DATE	DESCRIPTION OF REVISION
3	4/02/01 DJ	REVISED DUCT
2	3-23-00	REVISED TAG No. AS PER FWUSA
1	2-10-00 MPP	ISSUED CERTIFIED ARRANGEMENT
0	1-13-00 MPP	ISSUED FOR FWUSA APPROVAL
4	04-30-01 BG	REVISED PER FW COMMENTS

ROBERTS & SCHAEFER Company
DIVISION OF ELGIN NATIONAL INDUSTRIES, INC.
ENGINEERS AND CONTRACTORS
Chicago Salt Lake City

LIMESTONE PREPARATION BUILDING
GENERAL ARRANGEMENT - PLAN EL. 28'-6 T/FIN. FLR.
LIMESTONE HANDLING SYSTEM
NORTHSIDE UNITS 1 & 2 REPOWERING PROJECT
JACKSONVILLE ELECTRIC AUTHORITY

MADE BY	MAP	SCALE	3/16"=1'-0"
CHECKED BY	DIRECTED BY	DATE	1-13-00
APPROVED BY		DRAWING No.	9928-LPB-L2
		REV.	4
		CAD FILE NAME	J:\9928\DWGS-L\9928LPBL02.dwg

© THIS DRAWING IN DESIGN AND DETAIL IS OUR PROPERTY AND MUST NOT BE USED EXCEPT IN CONNECTION WITH OUR WORK. ALL RIGHTS OF DESIGN OR INVENTION ARE RESERVED.

File date: 04-28-01 10:32 H:\home\BhanuS\NfmWork\pala\9928-LPB-L02.DWG

105989

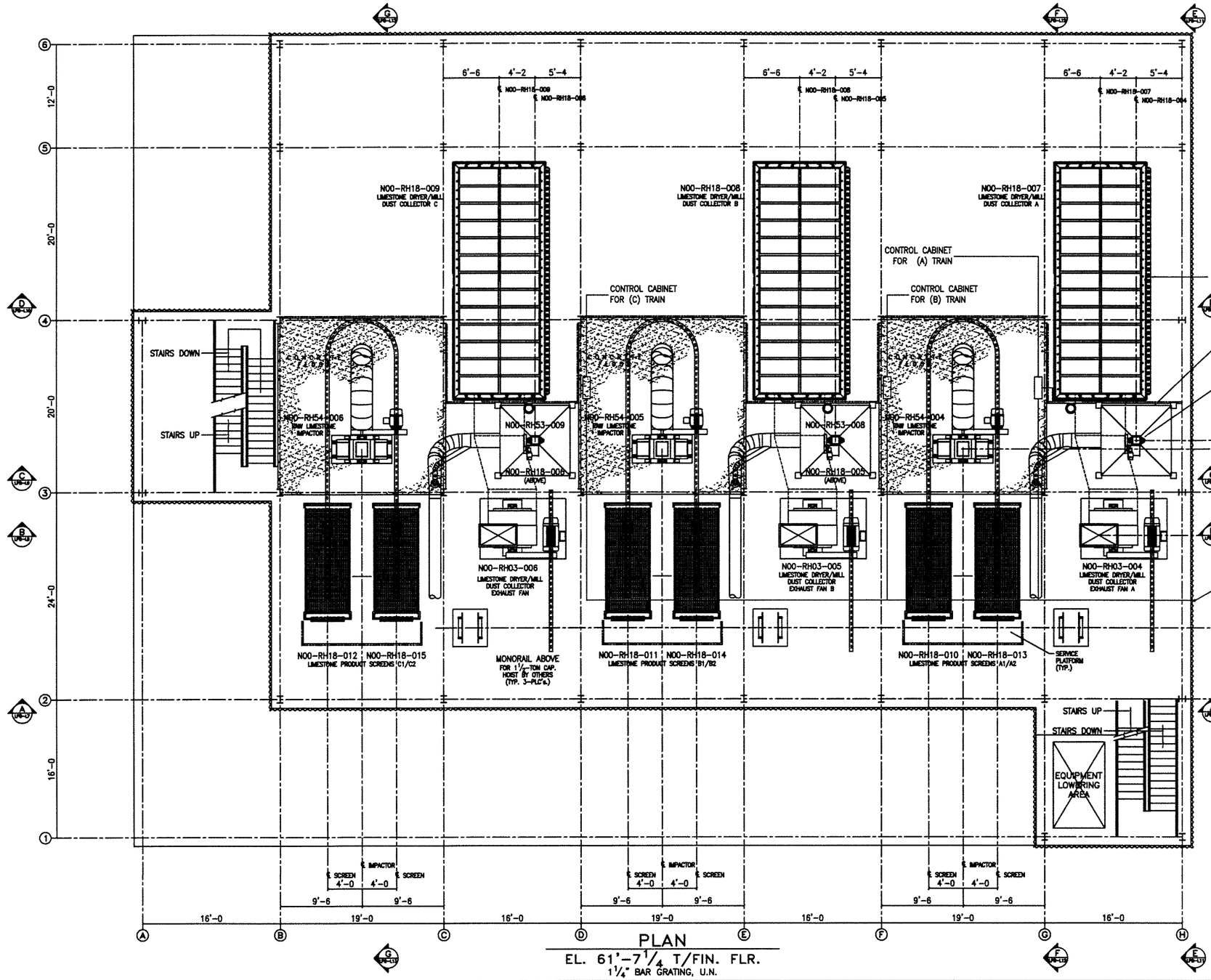

PLAN

EL. 61'-7 1/4 T/FIN. FLR.

1 1/4" BAR GRATING, U.N.

ELECTRICAL AS-BUILT

NOTES:

REMOVED HOPPER BAFFLE CHANNELS
INSTALLED NEW IN OPPOSITE DIRECTION.
INSTALLED NEW (8-PAC)
BAGHOUSE PERFORMANCE ANALYZER & CONTROLLER
INSTALLED ALL NEW BAGS (TYP) 3 PLACES.
PWO # 20186193
START DATE: 7.22.2010
END DATE : 1.4.2011
CONTRACTOR: WILLIAMS INDUSTRIAL SERVICES
PO# 106604
FINAL PROJECT COST $130,299.00
WARRANTY END DATE: 1.4.2012

PARTICULATE SENSOR (3)

105990

NOTES

FOR SYSTEM PLOT PLAN SEE DWG. 9928-PP-L1

WORK THIS DWG. WITH DWG's. 9928-LPB-L1 THRU -LPB-L14

TAG No.	N00-RH00-001
FWUSA CONTRACT No.	13-004800
FWUSA REQUISITION No.	4805-2351-A
FWUSA P.O. No.	PP-0006-13-004800-00
FOR	JACKSONVILLE ELECTRIC AUTHORITY NORTHSIDE UNITS 1 & 2 REPOWERING PROJECT JACKSONVILLE, FLORIDA
EQUIPMENT NO.	N00-RH
B&V DRAWING NO.	61.0409.05-C2003

REV.	DATE	DESCRIPTION OF REVISION
4	04-30-01	REVISED PER FW COMMENTS
3	3-23-00	REVISED "DAS" No. AS PER FWUSA
2	2-10-00	ISSUED CERTIFIED ARRANGEMENT
1	1-13-00	ISSUED FOR FWUSA APPROVAL
A	08/30/02	AS BUILT CONDITION

ROBERTS & SCHAEFER Company
DIVISION OF ELGIN NATIONAL INDUSTRIES, INC.
ENGINEERS AND CONTRACTORS
Chicago Salt Lake City

LIMESTONE PREPARATION BUILDING
GENERAL ARRANGEMENT - PLAN EL. 61'-7 1/4 T/FIN. FLR.
LIMESTONE HANDLING SYSTEM
NORTHSIDE UNITS 1 & 2 REPOWERING PROJECT
JACKSONVILLE ELECTRIC AUTHORITY

MADE BY	MAP
CHECKED BY	P.J.P.
DIRECTED BY	R.M.P.
APPROVED BY	PRAVIN PATEL
SCALE	3/16"=1'-0"
DATE	1-13-00
DRAWING No.	9928-LPB-L3
REV.	4
CAD FILE NAME	J:\9928\DWGS-L\9928LPBL03.dwg

© THIS DRAWING IS BASED UPON DATA & IS OUR PROPERTY AND MUST NOT BE USED EXCEPT IN CONNECTION WITH OUR WORK. ALL RIGHTS OF COPYRIGHT ARE RESERVED.

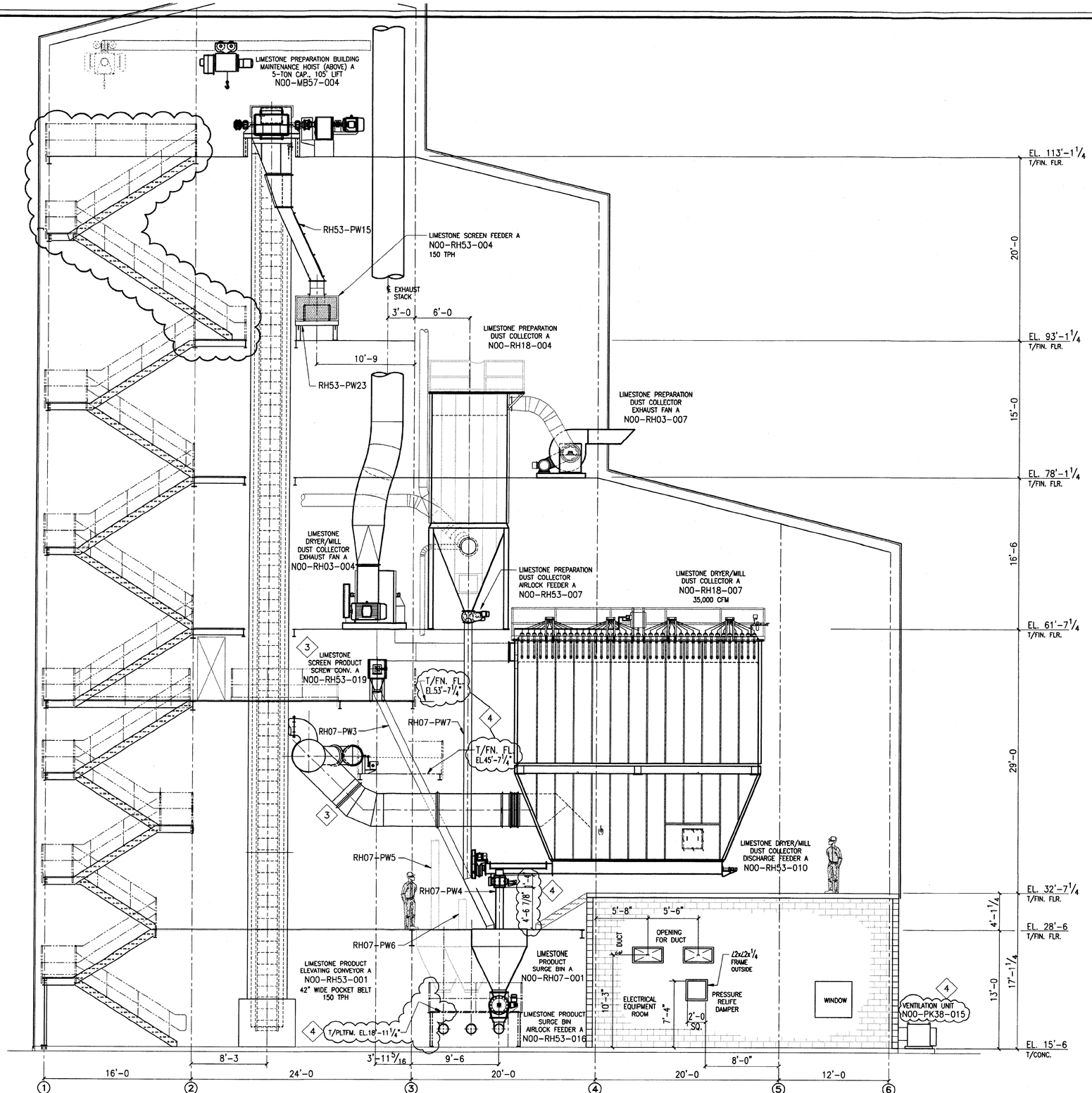

NOTES

FOR SYSTEM PLOT PLAN SEE DWG. 9928-PP-L1

WORK THIS DWG. WITH DWG's. 9928-LPB-L2 THRU -LPB-L14

FOR FOUNDATION LOADS AND INTERFACE DETAILS, SEE DWG 9928-LPB-FL1

TAG No.	N00-RH00-001
FWUSA CONTRACT No.	13-004600
FWUSA REQUISITION No.	4605-2351-A
FWUSA P.O. No.	PP-0006-13-004600-00
FOR	JACKSONVILLE ELECTRIC AUTHORITY NORTHSIDE UNITS 1 & 2 REPOWERING PROJECT JACKSONVILLE, FLORIDA
EQUIPMENT NO.	N00-RH
B&V DRAWING NO.	61.0409.05-C2011

REV.	DATE	DESCRIPTION OF REVISION	REV.	DATE	DESCRIPTION OF REVISION	REV.	DATE	DESCRIPTION OF REVISION
						3	4/02/01 DA	VENTILATION UNIT, DAMPER, ROTARY VALVE & SCREW CONVEYOR ADDED
						2	3-23-00	REVISED TAG No. AS PER FWUSA
						1	2-10-00 WP	ISSUED CERTIFIED ARRANGEMENT
			4	04-30-01 DS	REVISED PER FW COMMENTS	0	1-13-00 WP	ISSUED FOR FWUSA APPROVAL

ROBERTS & SCHAEFER Company
DIVISION OF ELGIN NATIONAL INDUSTRIES, INC.
ENGINEERS AND CONTRACTORS
Chicago Salt Lake City

LIMESTONE PREPARATION BUILDING
GENERAL ARRANGEMENT - SECTION 'E'
LIMESTONE HANDLING SYSTEM
NORTHSIDE UNITS 1 & 2 REPOWERING PROJECT
JACKSONVILLE ELECTRIC AUTHORITY

MADE BY RS/MAP		SCALE 3/16"=1'-0"	DATE 1-13-00
CHECKED BY	DIRECTED BY	DRAWING No. 9928-LPB-L11	REV. 4
APPROVED BY		CAD FILE NAME J:\9928\DWGS-L\9928LPBL11.dwg	

File date: 05-04-01 09:33 H:\home\BhanuS\NfmWork\INSERT\9928-LPB-L11.DWG

© THIS DRAWING IN DESIGN AND DETAIL IS OUR PROPERTY AND MUST NOT BE USED EXCEPT IN CONNECTION WITH OUR WORK. ALL RIGHTS OF DESIGN OR INVENTION ARE RESERVED.

105998

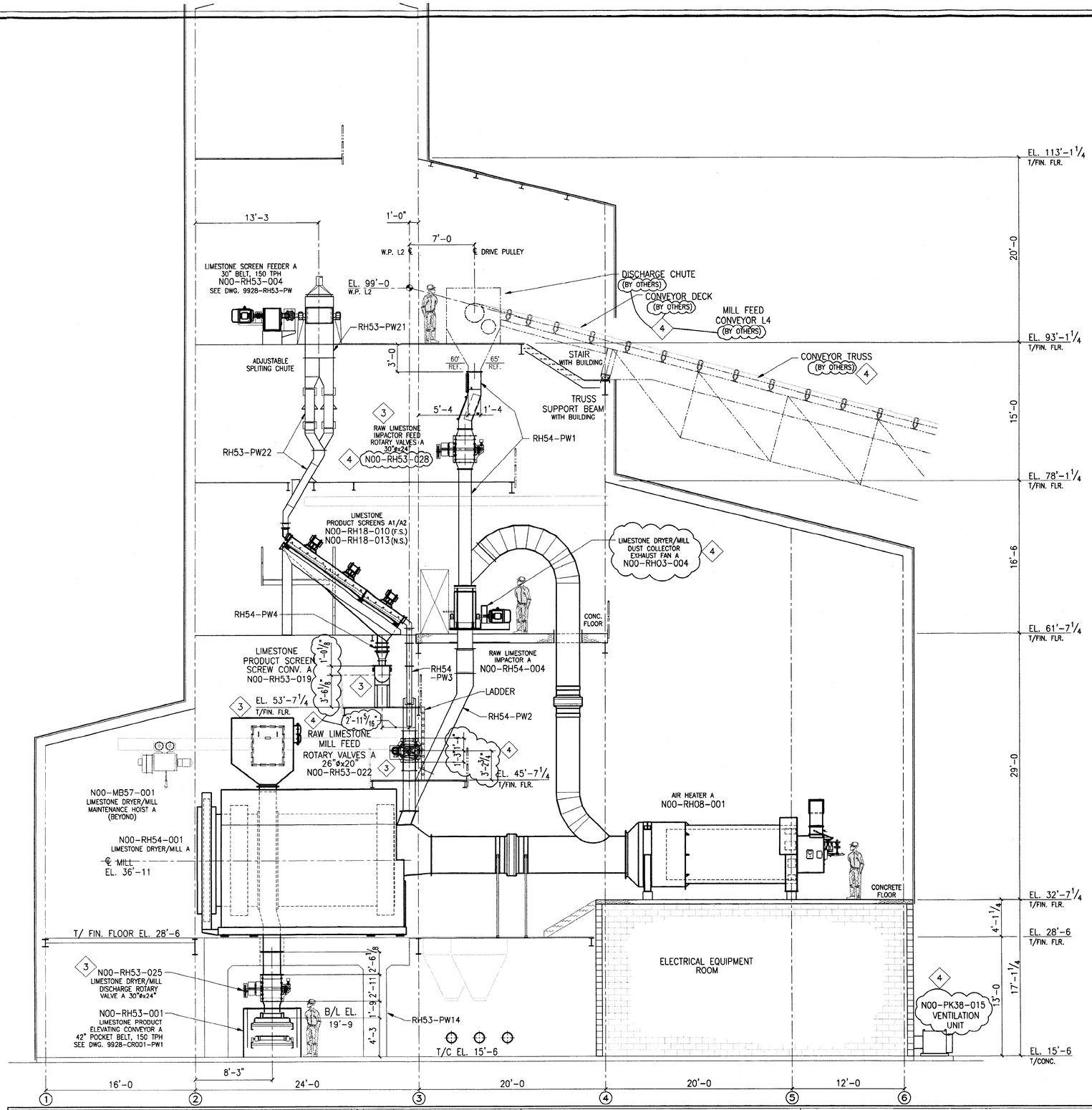

NOTES

FOR SYSTEM PLOT PLAN SEE DWG. 9928-PP-L1

WORK THIS DWG. WITH DWG's. 9928-LPB-L2 THRU -LPB-L14

FOR FOUNDATION LOADS AND INTERFACE DETAILS, SEE DWG 9928-LPB-FL1

TAG No.	N00-RH00-001
FWUSA CONTRACT No.	13-004600
FWUSA REQUISITION No.	4605-2351-A
FWUSA P.O. No.	PP-0006-13-004600-00
FOR	JACKSONVILLE ELECTRIC AUTHORITY NORTHSIDE UNITS 1 & 2 REPOWERING PROJECT JACKSONVILLE, FLORIDA
EQUIPMENT NO.	N00-RH
B&V DRAWING NO.	61.0409.05-C2012

REV.	DATE	DESCRIPTION OF REVISION
4	04-30-01	REVISED PER FW COMMENTS
3	4/02/01	VENTILATION UNIT, ROTARY VALVE & SCREW CONVEYOR ADDED
2	3-23-00	REVISED TAG No. AS PER FWUSA
1	2-10-00	ISSUED CERTIFIED ARRANGEMENT, HOLD MILL FEED CONVEYOR BY OTHERS
0	1-13-00	ISSUED FOR FWUSA APPROVAL

ROBERTS & SCHAEFER Company
DIVISION OF ELGIN NATIONAL INDUSTRIES, INC.
ENGINEERS AND CONTRACTORS
Chicago Salt Lake City

LIMESTONE PREPARATION BUILDING
GENERAL ARRANGEMENT – ELEVATION 'F'
LIMESTONE HANDLING SYSTEM
NORTHSIDE UNITS 1 & 2 REPOWERING PROJECT
JACKSONVILLE ELECTRIC AUTHORITY

MADE BY	DA/MAP	SCALE	3/16"=1'-0"
CHECKED BY	DIRECTED BY	DATE	1-13-00
APPROVED BY		DRAWING No.	9928-LPB-L12
		REV.	4
		CAD FILE NAME	J:\9928\DWGS-L\9928LPBL12.dwg

© THIS DRAWING IN DESIGN AND DETAIL IS OUR PROPERTY AND MUST NOT BE USED EXCEPT IN CONNECTION WITH THIS WORK. ALL RIGHTS OF PATENT OR INVENTION ARE RESERVED.

105999

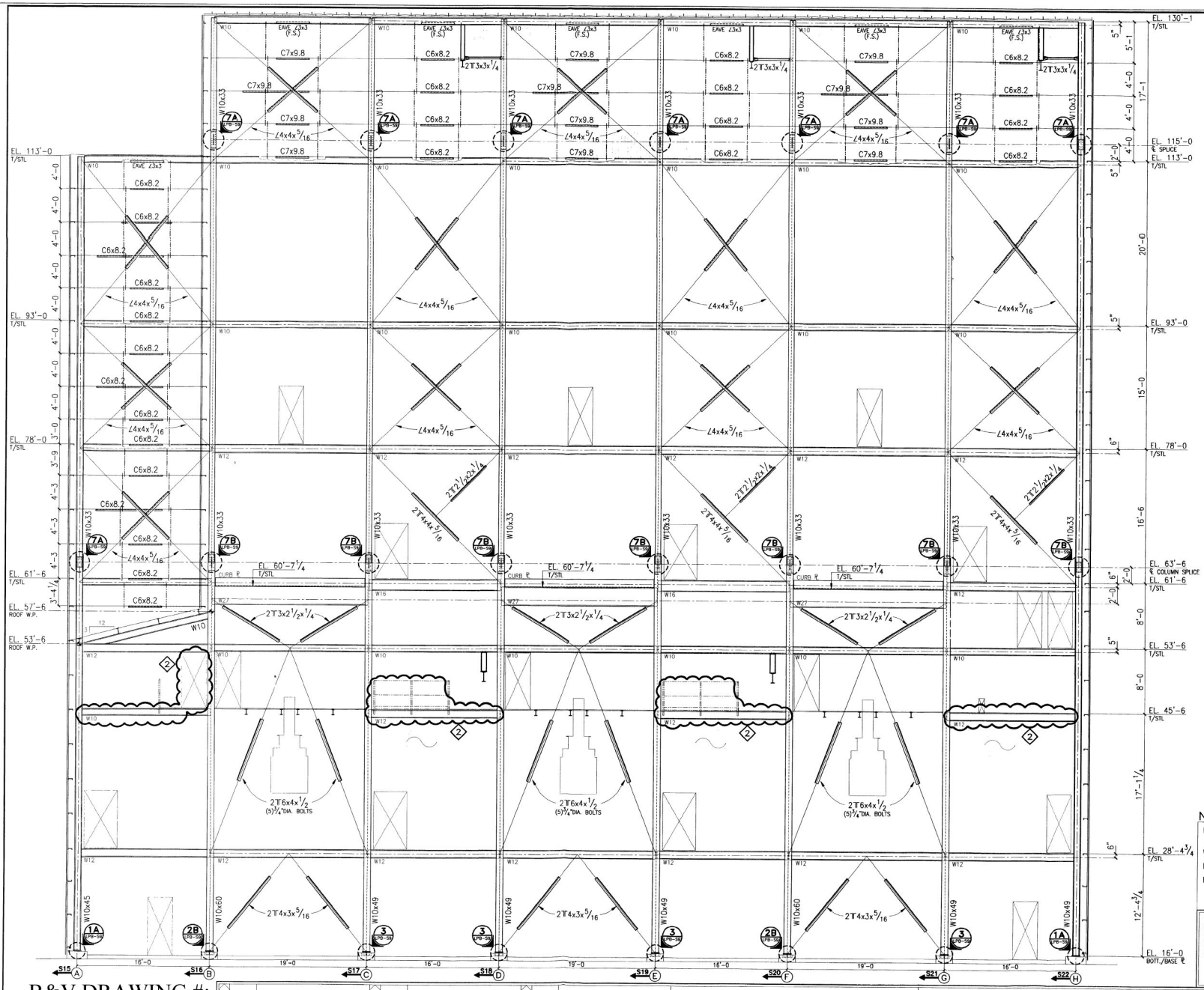

NOTES

FOR STRUCTURAL GENERAL NOTES AND STANDARD DETAILS SEE DWG's. 9928-STD-S1 THRU -S4

WORK THIS DWG. WITH DWG's. 9928-LPB-S1 THRU -S25

FOR BASE PLATE DETAILS SEE DWG. 9928-LPB-S9

FOR FOUNDATION LOADS AND INTERFACE DETAILS, SEE DWG 9928-LPB-FL1

TAG No.	N00-RH00-001
FWUSA CONTRACT No.	13-004600
FWUSA REQUISITION No.	4605-2351-A
FWUSA P.O. No.	PP-0006-13-004600-00
FOR	JEA NORTHSIDE UNITS 1 & 2 REPOWERING PROJECT JACKSONVILLE, FL

B&V DRAWING #:
61.0409.05-C2032

REV	DATE	DESCRIPTION OF REVISION
2	4-11-00	DELETE HANGER FOR MONORAIL, SHOW BEAMS
1	3-25-00	ADD COL DET REF's, ADD BRCG SIZES, REV COL SBL/ST BASE ℄
0	2-29-00	ISSUED FOR APPROVAL

ROBERTS & SCHAEFER Company
DIVISION OF ELGIN NATIONAL INDUSTRIES, INC.
ENGINEERS AND CONTRACTORS
Chicago Salt Lake City

LIMESTONE PREPARATION BUILDING
STRUCTURAL STEEL - BENT 3
LIMESTONE HANDLING SYSTEM
NORTHSIDE UNITS 1 & 2 REPOWERING PROJECT
JACKSONVILLE ELECTRIC AUTHORITY

MADE BY	MAP	SCALE	3/16"=1'-0"
CHECKED BY	DIRECTED BY	DATE	2-29-00
APPROVED BY		DRAWING No.	9928-LPB-S11
		REV	2
		CAD FILE NAME	9928-LPB-S11.dwg

05/18/2000

106019

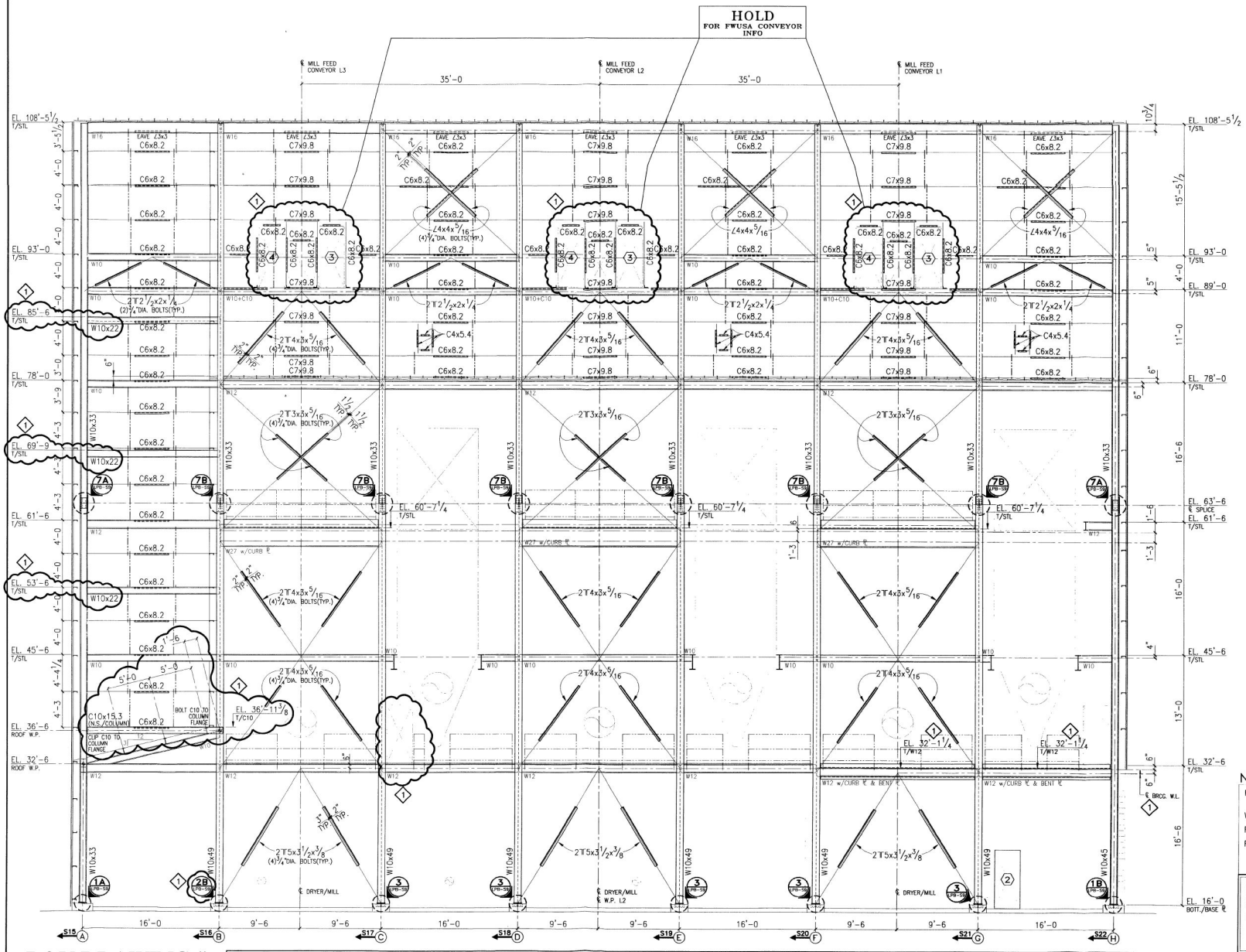

NOTES

FOR STRUCTURAL GENERAL NOTES AND STANDARD DETAILS SEE DWG's. 9928-STD-S1 THRU -S4

WORK THIS DWG. WITH DWG's. 9928-LPB-S1 THRU -S25

FOR BASE PLATE DETAILS SEE DWG. 9928-LPB-S9

FOR FOUNDATION LOADS AND INTERFACE DETAILS, SEE DWG 9928-LPB-FL1

TAG No.	N00-RH00-001
FWUSA CONTRACT No.	13-004600
FWUSA REQUISITION No.	4600-2351-A
FWUSA P.O. No.	PP-0006-13-004600-00
FOR	JEA NORTHSIDE UNITS 1 & 2 REPOWERING PROJECT JACKSONVILLE, FL

B&V DRAWING #:
61.0409.05-C2033

REV	DATE	DESCRIPTION OF REVISION
1	3-25-00	REV. PURLIN SPCG., SHOW T/STL ELEV., ADD COL. SPLICES & BASE PL's, ADD BEAMS FOR STAIRS
0	2-29-00	ISSUED FOR APPROVAL

ROBERTS & SCHAEFER Company
DIVISION OF FLUOR NATIONAL INDUSTRIES, INC.
ENGINEERS AND CONTRACTORS
Chicago Salt Lake City

LIMESTONE PREPARATION BUILDING
STRUCTURAL STEEL – BENT 4
LIMESTONE HANDLING SYSTEM
NORTHSIDE UNITS 1 & 2 REPOWERING PROJECT
JACKSONVILLE ELECTRIC AUTHORITY

MADE BY	MAP	SCALE	3/16"=1'-0"
CHECKED BY	DIRECTED BY	DATE	2-29-00
APPROVED BY		DRAWING No	9928-LPB-S12
		REV	1
		CAD FILE NAME	9928-LPB-S12.dwg

05/18/2000

106020