

023-19 – Appendix A – Group 4 SPECIFICATION, JEA CLASS 135: 14 CUYD DUMP Truck

1. SCOPE

It is the intent of the JEA to purchase **TWO (2)** 5T 6X4 14 to 16 CUYD DUMP TRUCKS with **66,000 LB GVWR**. All units must be tested and delivered to JEA Fleet Facility (5717 New Kings Road Jacksonville, Florida 32209) in complete operational condition, with all required equipment and documentation by **SEPTEMBER 15, 2019**. Liquidated Damages (**\$50.00 A Day, Per Unit**) start **SEPTEMBER 15, 2019**.

2. MODEL:

New, current model year production **Class-8 Cab / Chassis** (International 7400, International HX620, Kenworth T880, MACK Granite or Equal) with **OX BODY Model 14FT 13/15YD Dump Bed**. Reference: **JEA Unit # 70023** for General Layout and Dimensions.



3. CAB / CHASSIS

- 3.1 **Class-8 Tandem Axle Cab/Chassis** (66,000 LB GVWR).
- 3.2 **Conventional Cab**
- 3.3 **CA:** Not to Exceed **112"** "
- 3.4 **WB:** Not to Exceed **180"**

023-19 – Appendix A – Group 4 SPECIFICATION, JEA CLASS 135: 14 CUYD DUMP Truck

3.5 **Overall Height:** From Level Ground to Highest Point on Vehicle Not to Exceed **130"**.

3.6 **Overall Length:** Not to Exceed **302"**.

3.7 **Max Speed:** 72 MPH.

4. ENGINE (REQUIRE DETROIT DD13, MACK MP8, PACCAR MX13, DETROIT DD15 OR CUMMINS X15, DUE TO RELIABILITY / DURABILITY)

4.1 **Horse Power:** Minimum 450 HP @ 1800 RPM.

4.2 **Torque Range:** Minimum 1650 lbs. to 1850 lbs.

4.3 No Automatic Idle Shutdown.

4.4 Block Heater.

4.5 Engine warning and shut down system.

4.6 IDLE UP / Remote Throttle Option

5. TRANSMISSION

5.1 Allison RDS 4500.

5.2 PTO Provision

6. REAR AXLES

6.1 **Air Ride / 46K** with manual dump valve (Rated for Required GVWR and Application).

6.2 Require Inter Axle Differential Lock.

6.3 Require Side-to-Side Differential Locks on Both Drive Axles.

7. FRONT AXLE

7.1 **20,000 lb.** with Oil Bathed Bearing/Hubs (Rated For Required GVWR).

8. TIRES

8.1 **FRONT:** Floater **425 / 65 R22.5** Rated for GVWR.

8.2 **REAR:** 11R 22.5 All Terrain Tread Rated for GVWR.

9. BRAKES (AIR DISC BRAKES)

9.1 **Air Disc Brakes** with **Shields:** Front and Rear Axles.

9.2 Anti-lock braking system.

9.3 Automatic drain valves.

9.4 Air Dryer.

023-19 – Appendix A – Group 4 SPECIFICATION, JEA CLASS 135: 14 CUYD DUMP Truck

- 9.5 Low air pressure warning system.
- 9.6 Trailer Hand Valve (Trailer Air Brakes)

10. COOLING SYSTEM

- 10.1 Heavy duty extra cooling capacity, largest available from manufacturer.

11. FUEL TANK

- 11.1 **CAPACITY:** MINIMUM 100 GALLONS. DUAL TANKS ARE ACCEPTIBLE.

12. CHASSIS ELECTRICAL AND LIGHTING (NO SCOTCH LOCK CONNECTIONS)

NOTE: WIRE ALL LED STROBE LIGHTS TO ONE OEM UP-FITTER SWITCH IN CAB with Label. WIRE ALL BIN LIGHTS TO ONE OEM UP-FITTER SWITCH. WIRE ALL AREA LIGHTS TO ONE UP-FITTER SWITCH. ALL LIGHTING, LED ONLY.

- 12.1 **Meters:** Engine hour meter, PTO hour meter, transmission temperature, engine oil pressure, engine temperature, charging system, fuel level, air pressure and diesel exhaust fluid level (In Cab / Dash Mounted).
- 12.2 **OEM UP-FITTER SWITCHES/UPPER CONSOLE:** For wiring Strobe Lights, Area Lights & Etc.
- 12.3 **Auxiliary / Accessory Fuse BLOCK/Lugs:** To wire GPS, Fuel Rings, JEA RADIO, DC Accessory Power Outlets & Etc. See Example Below. Wire to Waterproof Resettable Breaker so we can isolate from vehicle if needed.

Blue Sea Systems ST Blade ATO/ATC Fuse Blocks
Style Name: 12-Circ Split w/Cover & Neg



023-19 – Appendix A – Group 4 SPECIFICATION, JEA CLASS 135: 14 CUYD DUMP Truck

- 12.4 **MASTER SWITCH WITH LOCKOUT/TAGOUT:** In Cab, (Mitigate Dead Batteries Due To GPS & Etc.). **EXAMPLE:** TR SERIES DUAL POLE MASTER DISCONNECT SWITCH (500A • DPST • IP67/IP69k • Integrated Lockout Tagout).



- 12.5 **All Cab / Chassis Lights:** LED ONLY.
- 12.6 **4 Corner Mounted LED Strobe Slights & 2 Recessed Amber LED Strobe Lights** (3" or 4" Round or Oval Shape) mounted outside/center of Body (1 on DS & 1 on PS).
- 12.7 **Auxiliary Battery Jump Ports:** Insulated remote posts protected and mounted Drivers Side underneath cab body / close to batteries. (Do not mount over fuel tank!).



- 12.8 **DC Accessory Power Outlets:** THREE DC Power Outlets in cab for accessories with spring loaded cover (For Cell Phone Chargers & Etc.). See example below (NAPA Part Number & Picture): NAPA Part # BK 7821773 or equal. Power/Wire to the Auxiliary / Accessory Fuse BLOCK



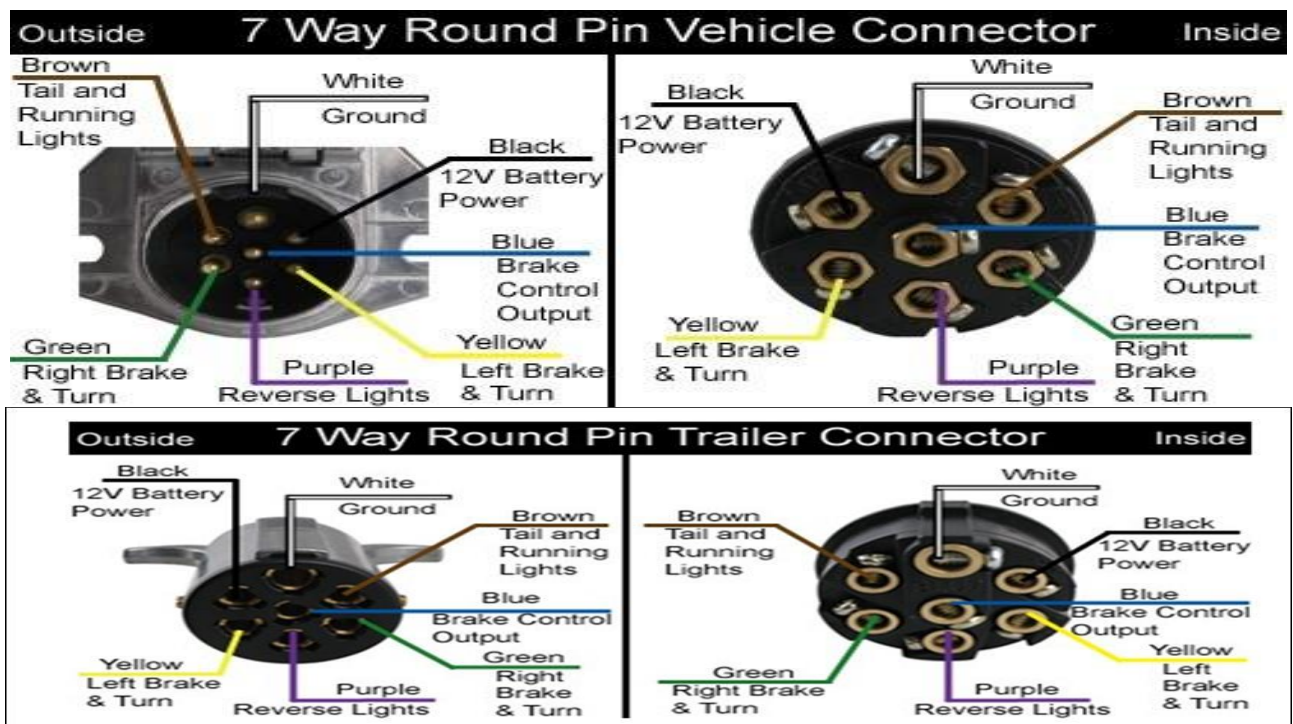
- 12.9 **LED Post Mounted Spot Light,** Drivers Side.
- 12.10 **(1) LED GO-LIGHT / Remote Controlled:** Mounting location TBD (J Martin).
- 12.11 **POWER PACKAGE:** Power Windows, Locks, Mirrors (Heated), Cruise Control & Tilt Wheel.
- 12.12 Factory installed air conditioner and heater.

023-19 – Appendix A – Group 4 SPECIFICATION, JEA CLASS 135: 14 CUYD DUMP Truck

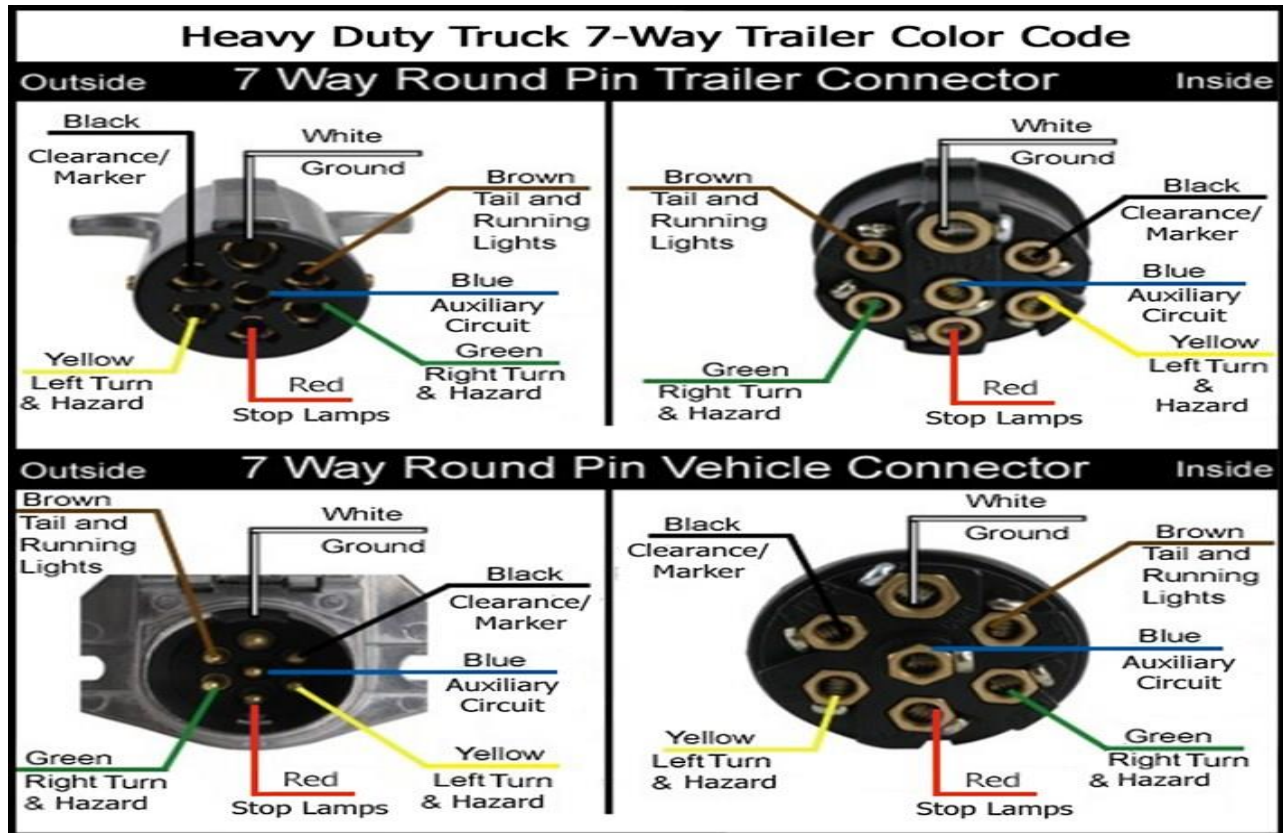
- 12.13 Backup Camera (7" or 8" Color Monitor) and Backup Alarm.
- 12.14 AM / FM / Weather Band Stereo with Auxiliary Input and [Bluetooth/Hands Free](#).
- 12.15 **LED Strobe Lights (6 COUNT):** One on All 4 Corners (4 Total) and One on each side of the Dump Body/Centered (2 Total).

13. ADDITIONAL REQUIRED EQUIPMENT/OPTIONS

- 13.1 Tilt Wheel.
- 13.2 Front Bumper.
- 13.3 **Air Ride Drivers Seats** with **Collapsible Armrest** (70/30 Seat).
- 13.4 **Tow/Recovery Hooks:** Front and Rear.
- 13.5 **Fender/Hood Mounted Mirrors (2):** Passenger & Drivers Side for Blind Spots.
- 13.6 **Window Tint:** driver, passenger & rear windows (Max Legal in FL).
- 13.7 **Cup Holders:** Minimum 2.
- 13.8 **Interior / Forward / Roof Mounted Console:** Storage compartments.
- 13.9 **Tow PACKAGE Trailer Receptacles (3 Receptacles):** 7 Pin Round Trailer Receptacle, 7 Pin Round Heavy Duty Truck Trailer Receptacle (ABS) and a 7 Pin RV Trailer Receptacle.



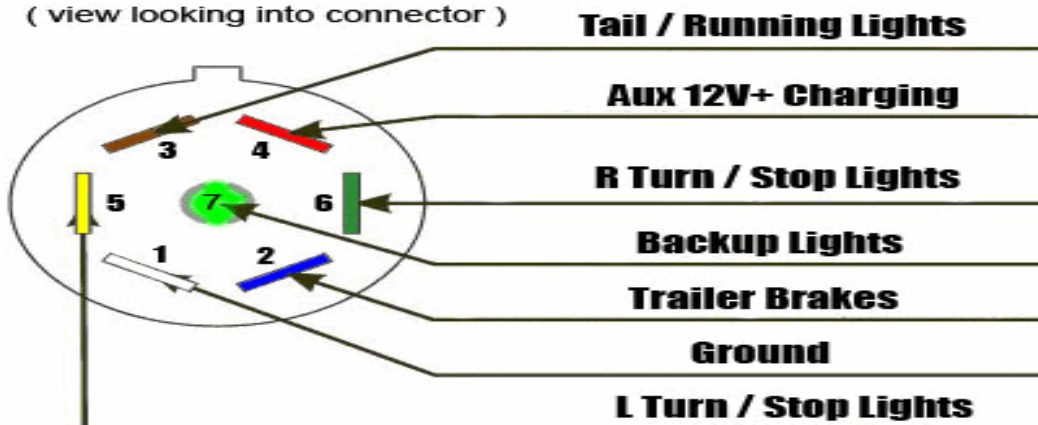
**023-19 – Appendix A – Group 4
SPECIFICATION, JEA CLASS 135: 14 CUYD DUMP Truck**



**7-way RV Style Trailer Plug Wiring
(aka Pollock or Bargman plug)**

Truck

(view looking into connector)



13.10 Tow PACKAGE / Pintle Hook: Heavy Duty 25 Ton **Swivel OFF ROAD** and Safety Chain D-Rings. D-Rings Even with Hitch.

13.11 Tractor Protection Valve along with all Air Lines/Plumbing, Collapsible Glad Hands and Trailer Hand Valve.

023-19 – Appendix A – Group 4 SPECIFICATION, JEA CLASS 135: 14 CUYD DUMP Truck

14. DUMP BODY (OX BODIES: Model 14FT 13/15YD, Uniform with existing JEA Dump Truck # 70023)

14.1 Elliptical Design: Including Asphalt Lip and Tailgate Spreader Chains



14.2 TARP SYSTEM: Aluminum Automatic TELESCOPING Tarp System.



14.3 Dump Body Hydraulics, PTO, Lift Cylinders and all required Installation and Mounting Materials: Must meet or exceed quality/durability of existing JEA Unit # 70023.

14.4 IN CAB CONTROLS: All Controls Including a Dual Cylinder Air Actuated Tailgate.



023-19 – Appendix A – Group 4 SPECIFICATION, JEA CLASS 135: 14 CUYD DUMP Truck

14.6 **Dump Body Prop:** Color Prop RED with Labels.

14.7 Exterior and Interior Steps.



14.8 Cab Shield



15. COLOR / GRAPHICS

15.1 White exterior.

15.2 Delete all vendor and manufacturer identification decals **except required** safety & reference identification tags, decals, data plates & placards.

16. MANUALS, VIDEOS, KEYS & OPERATOR ORIENTATION

16.1 (1) set of operator manuals per unit (HARD COPY). (1) Electronic Copy maintenance, repair & parts manuals.

16.2 **KEY BOTH UNITS ALIKE** (JEA Will Provide Key Code Pending Cab/Chassis Manufacturer). **(5)** complete sets of keys per unit Including Attachments, Bins & Tool Boxes. Key All Bins & Tool Boxes Alike. **Stamp/Engrave** JEA PROVIDED **5 Digit** Unit Number On All Keys.

16.3 (1) On-Site JEA Operator Orientation Class (Complete Unit Overview: Chassis & Attachments).

16.4 (1) On-Site JEA Maintenance Orientation Class (Complete Unit: Chassis & Attachments).

023-19 – Appendix A – Group 4 SPECIFICATION, JEA CLASS 135: 14 CUYD DUMP Truck

16.5 Include a paper copy **Specification / Build Sheet / Drawings** in all units including Key Codes.

17. DRAWINGS

17.1 Scaled Drawings will be provided to JEA upon receipt of order. Drawings will include all interior/exterior and equipment layout details & dimensions. Final Drawings / Layout will be approved by JEA before work is started. Include one electronic copy (Flash Drive).

18. WARRANTY

18.1 Minimum (1) One Year warranty on Chassis & All Attachments (Parts, Travel & Labor). Must include all standard manufacturer warranties.

18.2 OPTIONAL 1 YEAR EXTENDED WARRANTY on Chassis & All Attachments (Parts, Travel & Labor): Quote Separately.

19. OTHER REQUIREMENTS

19.1 Purchase / Install CITY License Plates.

19.2 **Install JEA Provided Branding / Decals:** You may solicit JEA's current vendor Graphics Applications Systems, at your expense.

19.3 **Install JEA Provided/Required Safety Equipment:** Purple-K Fire Extinguisher (5 lb.), JEA First Aid Kit and Key Safe.

19.4 **Current DOT Inspection / Certification:** Complete with Decal installed lower left inside corner of windshield.

19.5 Must include/document **Vin Number, Make, Model, Description, JEA PO #** and **JEA Provided 5 Digit Unit Number** on all Invoices and Change Order Invoices.

19.6 Reflective Roadside Triangle Warning/Hazard Kit.



NOTE: All Units, Attachments, Products & Services must meet & comply with all applicable regulations and specifications including but not limited to Federal and State Laws, OSHA Regulations, ANSI Standards, DOT Regulations and ASTM Standards. All Units must be delivered to the JEA Fleet Facility with a minimum $\frac{3}{4}$ tank of fuel. Contact **Mark Murray** at **904-328-8501** 48 Hours prior to delivery. Delivery times are **Monday** through **Friday 08:00 AM – 03:00 PM** at **5717 New Kings Road Jacksonville Florida, 32209.**

**023-19 – Appendix A – Group 4
SPECIFICATION, JEA CLASS 135: 14 CUYD DUMP Truck**