

## 023-19 – Appendix A – Group 3 SPECIFICATION, JEA CLASS 133: Truck / 3T CARGO REEL FLAT BED

### 1. SCOPE

It is the intent of the JEA to purchase **THREE (3)** 3T 4X2 CARGO REEL FLATBED UNITS. All units must be tested and delivered to JEA Fleet Facility (5717 New Kings Road Jacksonville, Florida 32209) in complete operational condition, with all required equipment and documentation by **SEPTEMBER 25, 2019**. Liquidated Damages (\$50.00 Per Unit, Per Day) start **September 25, 2019**. Reference: **JEA Unit # 50623** for general details, general layout and general clarification.

### 2. MODEL:

New, current model year production **Class-7** Cab / Chassis (Freightliner M2 106 or Equal) with Custom Built Flatbed/Cargo Reel Bed (Complete/Turn Key). Reference: **JEA Unit # 50623** and **Drawing** for Up-Dated Design and Dimensions.



## 023-19 – Appendix A – Group 3

### SPECIFICATION, JEA CLASS 133: Truck / 3T CARGO REEL FLAT BED

#### 3. CAB/CHASSIS (CLASS-7) with CARGO REEL FLATBED

- 3.1 **Class-7** Single Screw **Cab/Chassis** (37,000 LB GVWR).
- 3.2 **CA:** Not to Exceed **180"**.
- 3.3 **WB:** Not to Exceed **246"**.
- 3.4 **Overall Height** from Level Ground to Highest Point on Vehicle Not to Exceed **132"**.
- 3.5 **Overall Length:** Not to Exceed **426"**.
- 3.6 **Max Speed:** **72 MPH**.

#### 4. ENGINE (REQUIRE CUMMINS ISL9 DUE TO RELIABILITY / DURABILITY)

- 4.1 Horse Power: Minimum **330 HP**.
- 4.2 Torque Range: Minimum **750 lbs.** to **1000 lbs.**
- 4.3 **No** Automatic Idle Shutdown.
- 4.4 Block Heater.
- 4.6 Engine warning and shut down system.

#### 5. TRANSMISSION

- 5.1 Allison RDS 3500.
- 5.2 PTO Provision

#### 6. REAR AXLE (AIR RIDE)

- 6.1 **Air Ride** / 23K with manual dump valve.
- 6.2 Locking Differential.

#### 7. FRONT AXLE (RATED FOR 37,000 GVWR)

- 7.1 14,600 lb. with Oil Bathed Bearing/Hubs.

#### 8. TIRES

- 8.1 **REAR:** 11R 22.5 to accommodate GVWR, All Terrain Tread.
- 8.2 **FRONT:** 12R 22.5 to accommodate GVWR, All Terrain Tread.

#### 9. BRAKES (AIR DISC BRAKES)

- 9.1 Air Disc Brakes with Shields.
- 9.2 Anti-lock braking system.

## 023-19 – Appendix A – Group 3 SPECIFICATION, JEA CLASS 133: Truck / 3T CARGO REEL FLAT BED

- 9.3 Automatic drain valves.
- 9.4 Air Dryer.
- 9.5 Low air pressure warning system.

### 10. COOLING SYSTEM

- 10.1 Heavy duty extra cooling capacity, largest available from manufacturer.

### 11. FUEL TANK

- 11.1 **CAPACITY:** Minimum 80 gallons useable fuel capacity.

### 12. CHASSIS ELECTRICAL AND LIGHTING (NO SCOTCH LOCK CONNECTIONS)

**NOTE: WIRE ALL LED STROBE LIGHTS TO ONE OEM UP-FITTER SWITCH IN CAB with Label. WIRE ALL BIN LIGHTS TO ONE OEM UP-FITTER SWITCH. WIRE ALL AREA LIGHTS TO ONE UP-FITTER SWITCH. ALL LIGHTING IS REQUIRED TO BE LED.**

- 12.1 **Meters:** Engine hour meter, PTO hour meter, transmission temperature, engine oil pressure, engine temperature, charging system, fuel level, air pressure and diesel exhaust fluid level (In Cab / Dash Mounted).
- 12.2 **OEM UP-FITTER SWITCHES/UPPER CONSOLE:** For wiring Strobe Lights, Area Lights & Etc.
- 12.3 **Auxiliary / Accessory Fuse BLOCK/Lugs:** To wire GPS, Fuel Rings, JEA RADIO, DC Accessory Power Outlets & Etc. See Example Below. Wire to Waterproof Resettable Breaker so we can isolate from vehicle if needed.

Blue Sea Systems ST Blade ATO/ATC Fuse Blocks  
Style Name: 12-Circ Split w/Cover & Neg



## 023-19 – Appendix A – Group 3

### SPECIFICATION, JEA CLASS 133: Truck / 3T CARGO REEL FLAT BED

- 12.4 **MASTER SWITCH WITH LOCKOUT/TAGOUT:** In Cab, (Mitigate Dead Batteries Due To GPS & Etc.). **EXAMPLE:** TR SERIES DUAL POLE MASTER DISCONNECT SWITCH (500A • DPST • IP67/IP69k • Integrated Lockout Tagout).



- 12.5 **All Cab / Chassis Lights:** LED ONLY.
- 12.6 **4 Corner Mounted LED Strobe Sights & 2 Recessed Amber LED Strobe Lights (3" or 4" Round)** mounted outside/center of Utility Body (1 on DS & 1 on PS).
- 12.7 **Auxiliary Battery Jump Ports:** Insulated remote posts protected and mounted Drivers Side underneath cab body / behind steps. (Do not mount over fuel tank!).



- 12.8 **DC Accessory Power Outlets:** THREE DC Power Outlets in cab for accessories with spring loaded cover (For Cell Phone Chargers & Etc.). See example below (NAPA Part Number & Picture): NAPA Part # BK 7821773 or equal. Power/Wire to the Auxiliary / Accessory Fuse BLOCK



- 12.9 **LED Post Mounted Spot Light,** Drivers Side.
- 12.10 **LED GO-LIGHT / Remote Controlled:** Location TBD (James Martin).
- 12.11 **POWER PACKAGE:** Power Windows, Locks, Mirrors (Heated), Cruise Control & Tilt Wheel.
- 12.12 Factory installed air conditioner and heater.
- 12.13 Backup Camera (7" or 8" Color Monitor) and Backup Alarm.



## 023-19 – Appendix A – Group 3 SPECIFICATION, JEA CLASS 133: Truck / 3T CARGO REEL FLAT BED

12.14 AM / FM / Weather Band Stereo with Auxiliary Input and [Bluetooth/Hands Free](#).

12.15 Mirror mounted LED Strobe Lights (PS & DS) with Guards.

12.16 **LED Area Lights:** Under Driver Steps, Passenger Steps and Rear Bumper

### 13. ADDITIONAL REQUIRED EQUIPMENT

13.1 Front bumper.

13.2 Air Ride Drivers Seats with Collapsible Armrest and 2 Place Passenger Seat (70/30 Seat).

13.3 **Tow/Recovery Hooks:** Front & Rear.

13.4 **FENDER/HOOD MOUNTED MIRRORS:** Mounted Passenger & Driver Sides for Blind Spots.

13.5 **Window Tint:** driver, passenger & rear windows (Max Legal in FL).

13.6 **Cup Holders:** Minimum 2.

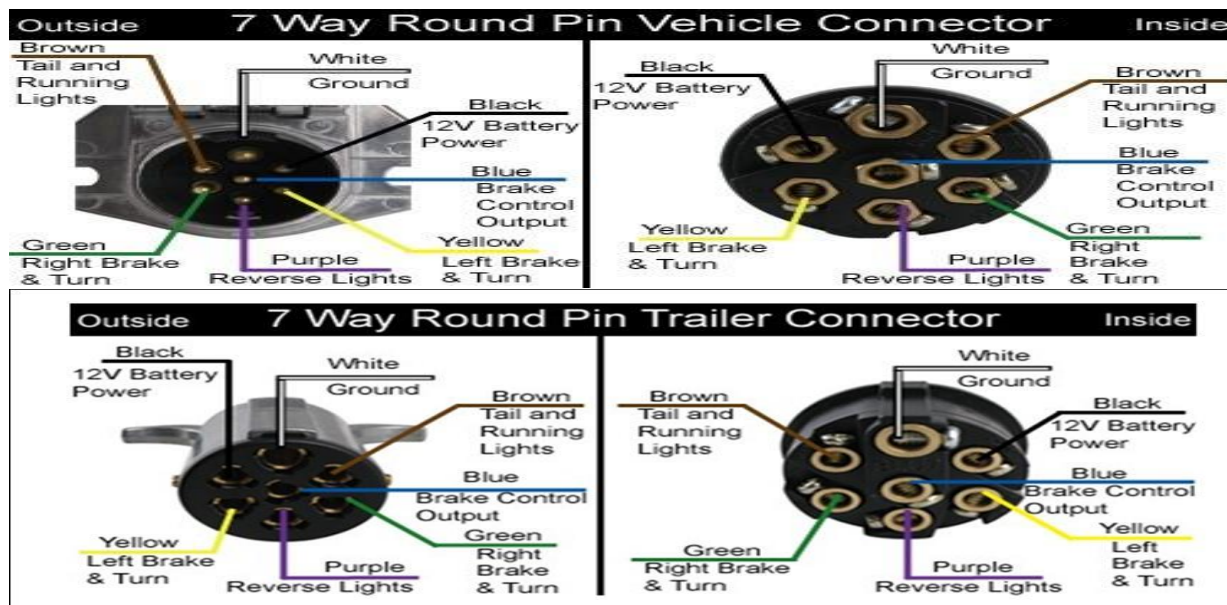
13.7 Interior / Forward / Roof Mounted Console with storage compartments.

### 14. TOWING

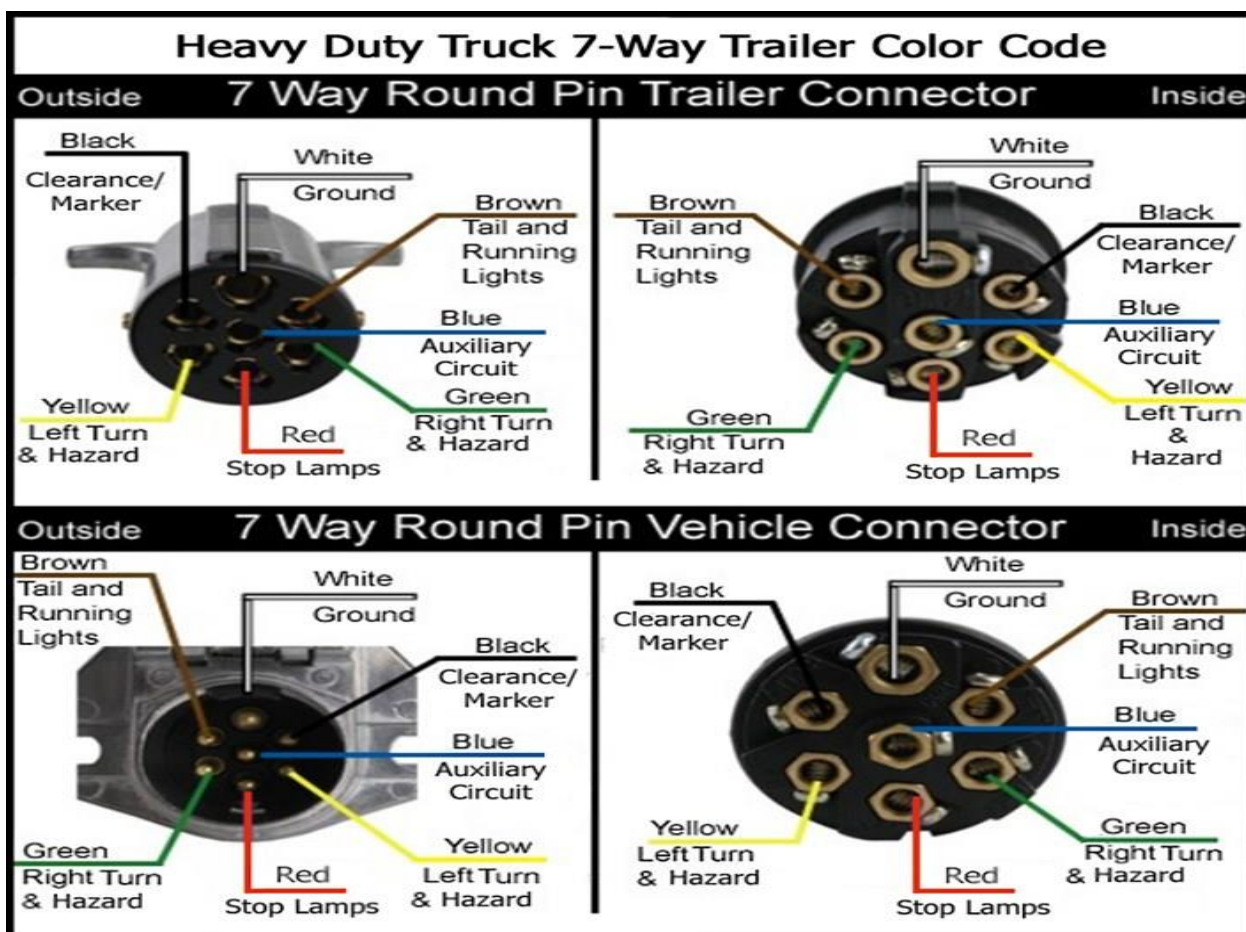
14.1 **Tow PACKAGE / Pintle Hook:** Heavy Duty 25 Ton Swivel OFF ROAD and Safety Chain D-Rings.

14.2 **Tractor Protection Valve:** Include Collapsible Glad Hands and Trailer Hand Valve.

14.3 **Trailer Receptacles (3 Receptacles):** 7 Pin Round Trailer Receptacle, 7 Pin Round Heavy Duty Truck Trailer Receptacle (ABS) and a 7 Pin RV Trailer Receptacle.



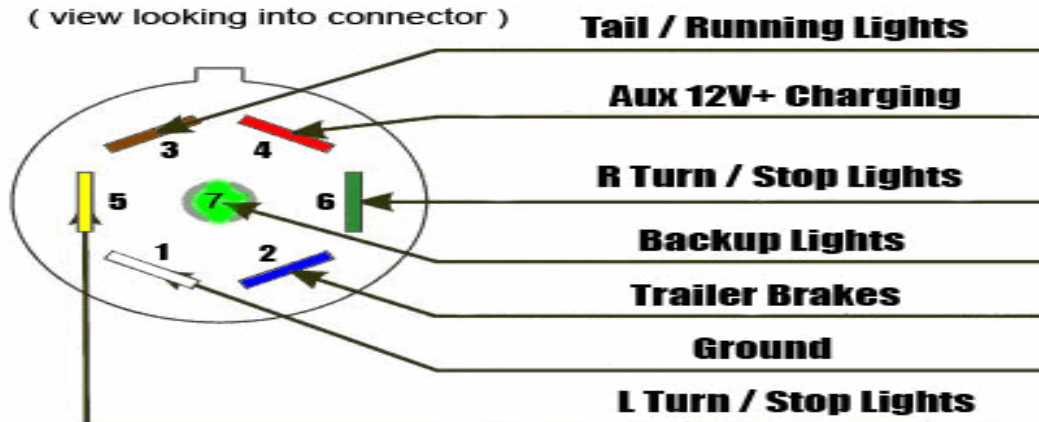
023-19 – Appendix A – Group 3  
SPECIFICATION, JEA CLASS 133: Truck / 3T CARGO REEL FLAT BED



### 7-way RV Style Trailer Plug Wiring (aka Pollock or Bargman plug)

#### Truck

( view looking into connector )



## 023-19 – Appendix A – Group 3

### SPECIFICATION, JEA CLASS 133: Truck / 3T CARGO REEL FLAT BED

#### 15. CARGO REEL/FLATBED BODY WITH INTEGRATED REEL CARRIERS AND MATERIAL BINS

- 15.1 **BED LENGTH:** 198"
- 15.2 **BED WIDTH:** 102"
- 15.3 **CAB GUARD:** 45"
- 15.4 **INTEGRATED STEP WELLS WITH DROP DOWN LOWER STEP:** 1 Right Front and 1 Right Rear.
- 15.5 **PAINT/COATING:** Industrial Grade / White.
- 15.6 **NONSKID / BED LINER:** All Flat Bed Surfaces including Cab Guard.
- 15.7 **4" LED Cargo Lights:** Install in front Bulkhead facing cargo area evenly spaced.
- 15.8 **COMBINATION LED HYBRID Series LED Round Stop/Tail/Rear Turn and Backup Lights:** Model Number: M85415R or Equal along with 4" Round Recessed Amber LED Strobe Lights. (Drivers Side Rear & Passengers Side Rear).



- 15.9 **LED BEACON LIGHTS:** Top of Cab Guard (1 Left Front Corner of Cab Guard & 1 Right Front Corner of Cab Guard).
- 15.10 **ADJUSTABLE LED CARGO LIGHTS:** Four (1 mounted in the inside outer upper corners of the A-Frames facing reels). See Drawings.
- 15.11 **PERSONEL EQUIPMENT BIN:** Driver's Side between Cab Guard & A-Frames (Size: 24" Wide X 20" Deep X 40" Tall). Adjust size to accommodate wire reel if needed.
- 15.12 **REEL CARRIER/A-FRAMES **WEIGHT DATA:** Total Weight = 2,738 Pounds (3 Wire Reels)**
- |                 |                     |   |
|-----------------|---------------------|---|
| • # 2AAAC:      | <u>1,528 Pounds</u> | Carried on Front A-Frame Bar / Drivers Side   |
| • 1/0 TRI-PLEX: | <u>606 Pounds</u>   | Carried on Front A-Frame Bar / Passenger Side |
| • 2/0 PAP:      | <u>604 Pounds</u>   | Carried on Rear A-Frame Bar                   |
- 15.13 **REEL CARRIER BARS WITH COLLARS:** Three Per Unit. Two for front carrier and One full length for rear carrier. See existing unit for design/dimensions. Weld JEA Provided 5 Digit Unit Number on all Bar Collars.
- 15.14 **INTEGRATED MATERIAL BINS:** Located below bed on passenger and driver sides. See drawings and JEA Unit for dimensions/layout.

See Drawings (Included with Bid Package) and In-Service JEA Unit # 50623 for all other bin, toolbox and other layout/dimensions.

#### 16. COLOR / GRAPHICS

- 16.1 White exterior.

## 023-19 – Appendix A – Group 3

### SPECIFICATION, JEA CLASS 133: Truck / 3T CARGO REEL FLAT BED

- 16.2 Delete all vendor and manufacturer identification decals **except required** safety & reference identification tags, decals, data plates & placards.

#### 17. MANUALS, VIDEOS, KEYS & OPERATOR ORIENTATION

- 17.1 (2) Sets of operator, maintenance / repair & parts manuals per unit.
- 17.2 **KEY ALL UNITS ALIKE.** Include (5) complete sets of keys per unit Including attachments, bins & toolboxes. **Stamp/Engrave JEA PROVIDED 5 Digit Unit Number** on all Keys.
- 17.3 (1) On-Site JEA Operator Orientation Classes (Complete Unit Overview: Chassis).
- 17.4 (1) On-Site JEA Maintenance Orientation Classes (Complete Unit: Chassis).
- 17.5 Include a paper copy **Specification / Build Sheet / Drawings** in all units including Key Codes.

#### 18. DRAWINGS

- 18.1 Scaled Drawings will be provided to JEA upon receipt of order. Drawings will include all interior/exterior and equipment layout details & dimensions. Final Drawings / Layout will be approved by JEA before work is started. Include one electronic copy (Flash Drive).

#### 19. WARRANTY

- 19.1 Minimum (1) One Year warranty on Chassis & All Attachments (Parts, Travel & Labor). Must include all standard manufacturer warranties.
- 19.2 OPTIONAL 1 YEAR EXTENDED WARRANTY on Chassis & All Attachments (Parts, Travel & Labor): Quote Separately.

#### 20. OTHER REQUIREMENTS

- 20.1 Purchase / Install CITY License Plates.
- 20.2 Install JEA provided Branding / Decals.
- 20.3 Install JEA provided required safety equipment: purple-k fire extinguisher, first aid kit and key safe.
- 20.4 Current **DOT** Inspection / Certification with Decal installed lower left inside corner of windshield.
- 20.5 Must include/document the **Vin Number, Make, Model, Description, JEA P.O. #,** and **JEa Provided 5 Digit Unit Number** on all Invoices and Change Order Invoices.
- 20.6 Install **Vehicle Height Warning Placard** with Height (Feet / Inches) in cab on the dash (Drivers View) and on the outside / driver's door, by door handle.
- 20.7 Install Decibel Level/Warning Decals close to controls.
- 20.8 Reflective Roadside Triangle Warning/Hazard Kit.



**023-19 – Appendix A – Group 3**  
**SPECIFICATION, JEA CLASS 133: Truck / 3T CARGO REEL FLAT BED**



**NOTE:** All Units, Attachments, Products & Services must meet & comply with all applicable regulations and specifications including but not limited to Federal and State Laws, OSHA Regulations, ANSI Standards, DOT Regulations and ASTM Standards. All Units must be delivered to the JEA Fleet Facility with a minimum  $\frac{3}{4}$  tank of fuel. Contact **Mark Murray** at **904-328-8501** 48 Hours prior to delivery. Delivery times are **Monday** through **Friday 08:00 AM – 03:00 PM** at **5717 New Kings Road Jacksonville Florida, 32209.**

**023-19 – Appendix A – Group 3**  
**SPECIFICATION, JEA CLASS 133: Truck / 3T CARGO REEL FLAT BED**