



POWER PALS @home

All about the JEA **POWER PALS @home** PROGRAM!

PROGRAM OVERVIEW

We are delighted that your family will be participating in JEA Power Pals @home Program! Our online program will teach electric safety in a way that is fun and immediately relevant. This provides you with an overview of the topics covered in the program.

Background

JEA Power Pals is a school-based program designed to educate first-graders about electric safety best practices. But now, because of the COVID-19 pandemic, with so many children at home, we're putting this program online to help support our customers with small children, from kindergarten to second grade.

We focus on potential electric dangers in the home:

The key objective is to provide students (and their families) with actionable information in a format that is engaging, memorable and immediately relevant.

JEA feels it is critical to provide electric safety information that can be life-saving. Each worksheet provides an opportunity to teach and engage students at home, and to help make your home a safer place.


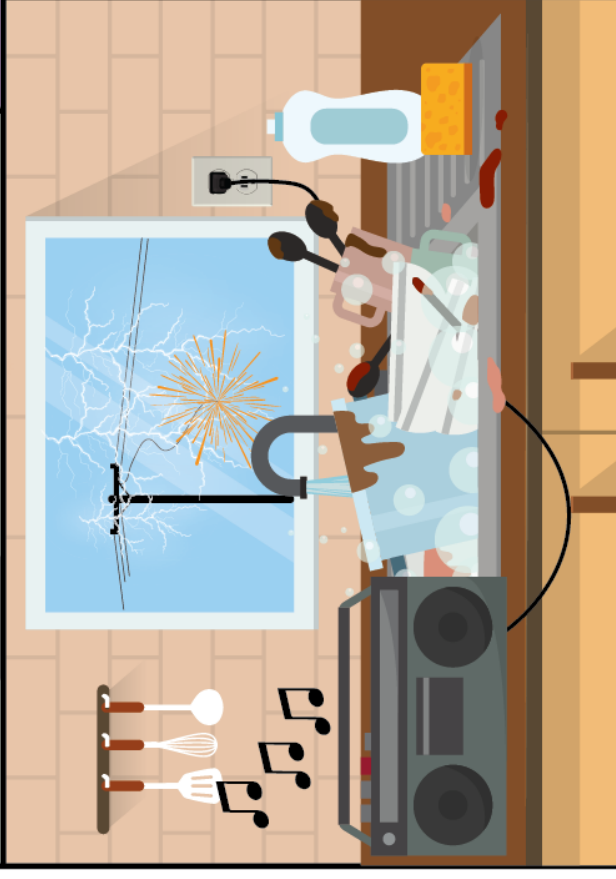
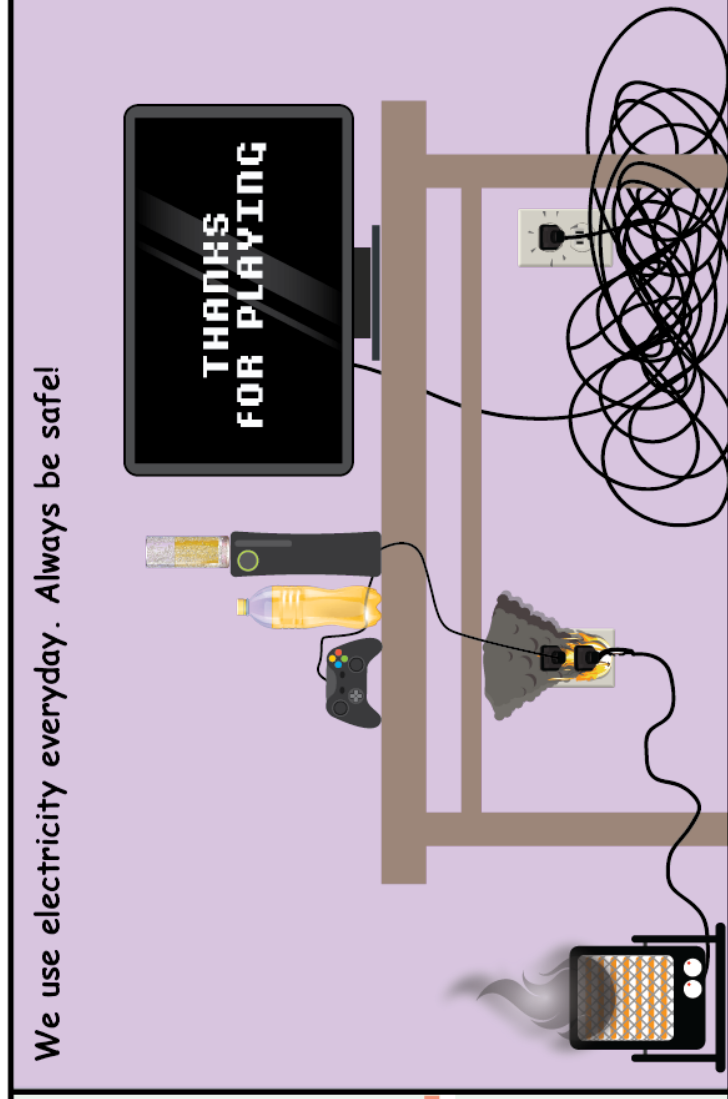
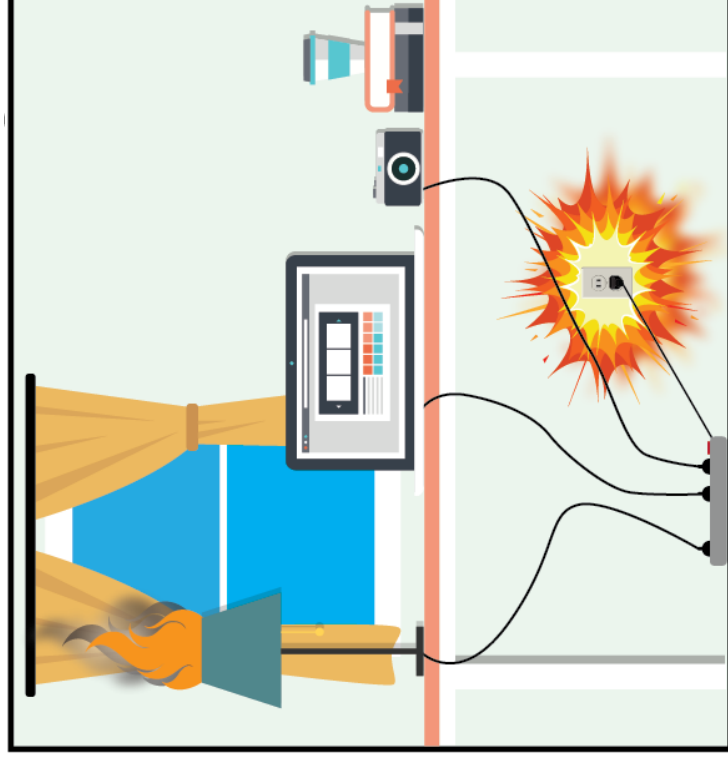
Downloadable Worksheets

- | | |
|--------------------------|---|
| Group 1 Worksheet | Lighting & Cords |
| Group 2 Worksheet | Electric Outlets & Appliances that Get Hot |
| Group 3 Worksheet | Water & Electricity Don't Mix |

Once students complete all worksheets successfully, they are rewarded with a certificate that's also a part of the download. Help your student along the way and reward him or her with a Power Pals certificate. They'll love it!




We need your help! Help us find the 10 electric dangers.



WORKSHEET 1: LIGHTING AND CORDS ANSWER KEY

Find the 10 electric dangers

Ask your child to identify the **10 electric dangers** that could be unsafe. Have them circle or place a sticker on the worksheet that identifies the danger.



WORKSHEET 2: ELECTRIC OUTLETS & APPLIANCES THAT GET HOT

Overview for Parents/Adult

Part 1 - Electric Outlets

Discuss safe behavior related to outlets - emphasize need for caution.

Instruct your child on the following:

- Tell an adult if they see too many cords plugged in to the same outlet
- If you want something unplugged or plugged, ask an adult
- When adults unplug a cord, they need to pull from the plug (not the cord)

Part 2 - Appliances that Get Hot


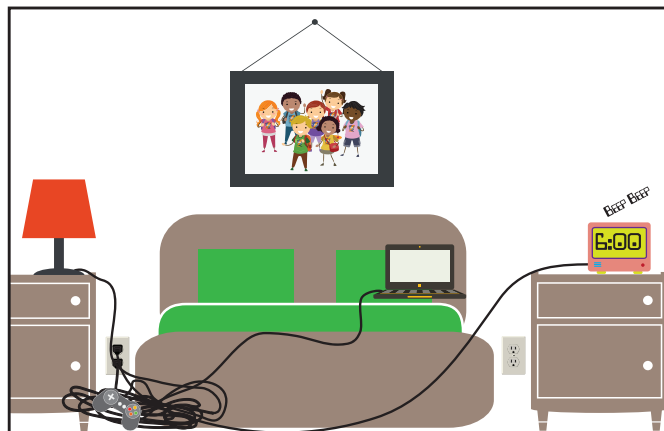

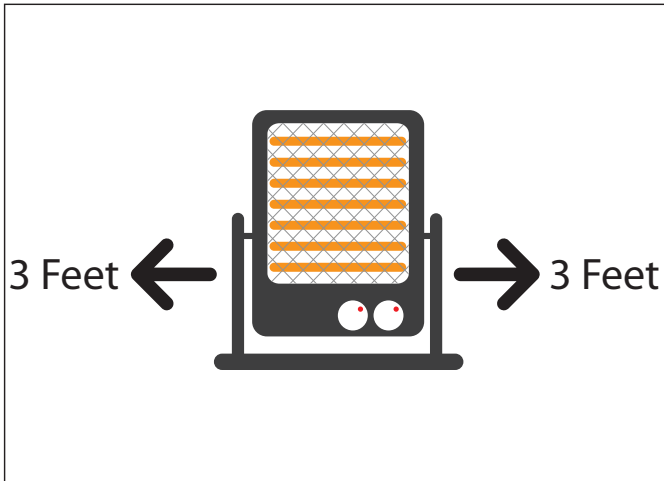
- Encourage students to identify electric appliances in your home and where they are located
- Discuss kinds of fire hazards related to space heaters and appliances and how to prevent them
- Emphasize importance of having a fire extinguisher in the home

Activity for Student

Have your child complete the 'safe vs. unsafe' appliances worksheet.

Name: _____

look at the pictures. Circle the one you think is safe.



We use electricity everyday. Always be safe!

Go to jea.com/powerpalathome



WORKSHEET 3: WATER & ELECTRICITY DON'T MIX

Overview for Parents/Adult

Part 1 - Inside the Home

Liquids and electrical things never go together – either inside or outside the home.

Here are safety rules for inside the home:

- Never touch anything electrical with wet hands
- Don't let water get on anything with a plug
- Don't use electronic devices in or around water
- Keep drinks away from electrical outlets and devices like TVs, radios, computers, irons, etc.

Activity for Student

Have your child complete 'Electricity & Water Do Not Mix' worksheets and share answers with you.


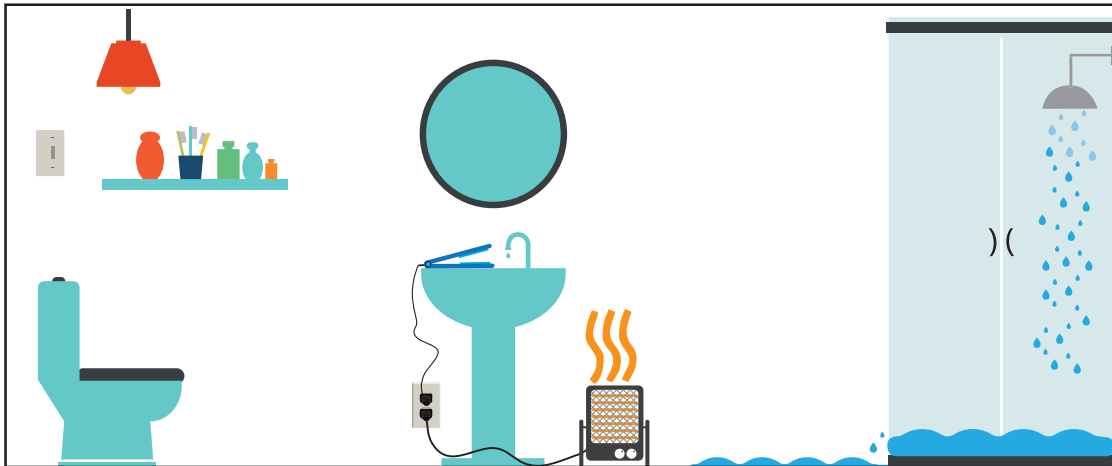
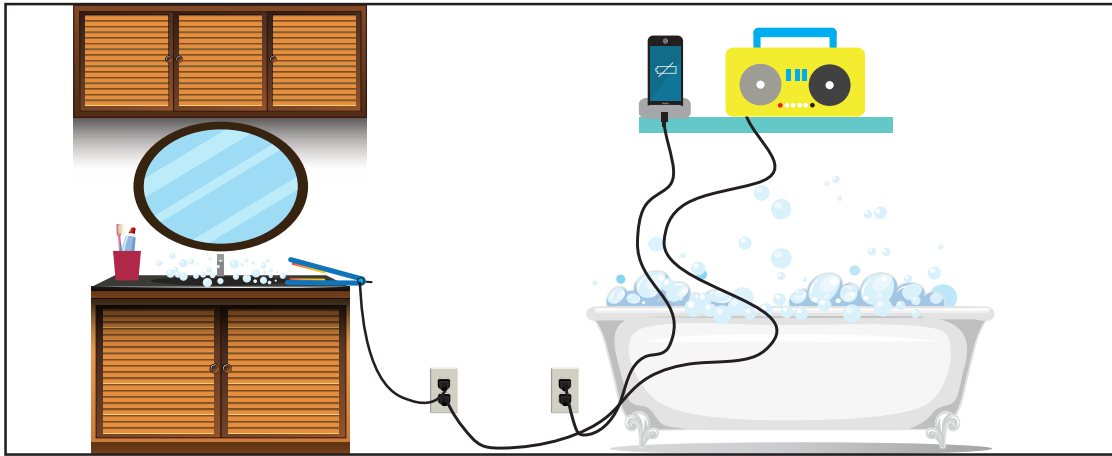
Part 2 - Outside the Home

Liquids and electrical things never go together.

- If there is lightning outside, make sure you and electrical things are inside
- If you see a downed power line, tell an adult immediately and stay far away from it
- Do not play on or near any areas that have signs posted saying 'Danger' High Voltage – 'KEEP OUT'

Name: _____

Water & electricity don't mix! Put an **X over the dangers.**



We use electricity everyday. Always be safe!

Go to jea.com/powerpalathome



CERTIFICATE

Overview for Parents/Adult

Celebrate your child with this certificate. Print it out and place his or her name on the certificate.

Take a photo of you and your child with their certificate and upload it to your social media page. Please tag us @NewsfromJEA.

Certificate of Completion



This certificate celebrates that

is now an official JEA POWER PAL.

Date

Signature